# OS2 65

# CATALOGO TECNICO
# TECHNICAL CATALOGUE

versione 12/2021

**1 Informazioni generali / *General informations***

Descrizione del sistema / *System description* ..... 1.1.1

Tipologie e limiti dimensionali / *Typologies and dimensional limits* ..... 1.2.1 – 1.2.4

**2 Componenti del sistema / *System component***

Profili / *Profiles* ..... 2.1.1 – 2.1.5

Accessori / *Accessories* ..... 2.2.1 – 2.2.7

Squadrette / *Brackets* ..... 2.3.1 – 2.3.3

Maniglie / *Handles* ..... 2.4.1 – 2.4.3

Guarnizioni / *Gaskets* ..... 2.5.1

Attrezzature / *Working tools* ..... 2.6.1 – 2.6.2

Prodotti / *Products* ..... 2.7.1 – 2.7.2

Fermavetri / *Glazing beads* ..... 2.8.1 – 2.8.12

**3 Tecnica del sistema / *System technique***

Varianti del sistema / *System variations* ..... 3.1.1 – 3.1.8

Sezioni / *Sections* ..... 3.2.1 – 3.2.20

Attacchi a muro / *Attachment to structure* ..... 3.3.1 – 3.3.5

**4 Lavorazioni e ciclo produttivo / *Processing plan***

Ciclo produttivo porte e finestre / *Door and window processing plan* ..... 4.1.1 – 4.1.2

Distinte di taglio - Lista componenti / *Cutting list - Component list* ..... 4.2.1 – 4.2.26

Lavorazioni su barra / *Bar workings* ..... 4.3.1 – 4.3.58

Assiemaggio / *Assembling* ..... 4.4.1 – 4.4.7

Applicazione accessori / *Accessory installation* ..... 4.5.1 – 4.5.32

Vetrazione / *Glazing* ..... 4.6.1 – 4.6.2

**5 Note generali sul processo / *Processing general informations***

Raccomandazioni per la lavorazione / *Working reccomendations* ..... 5.1.1 – 5.1.4

Taglio, asolature, forature / *Cutting, slots, holes* ..... 5.2.1 – 5.2.2

Senso di apertura / *Side opening* ..... 5.3.1

Controllo qualità / Quality control activities ..... 5.4.1 – 5.4.5

Materiali e finiture / *Material and finishing* ..... 5.5.1 – 5.5.2

Indice analitico / S*ubject index* ..... 5.6.1

**Sistema integrato di profili, accessori e guarnizioni a taglio termico** con profili aventi sezione in vista 47 mm (nodo laterale) e 62 mm (nodo centrale), idoneo per la realizzazione di porte e finestre a 2 ante, rettangolari, sagomate o curve con o senza fissi laterali e superiori.

**I profili in metallo** componenti il sistema sono dello spessore di 15/10 mm e sono ottenuti tramite profilatura a freddo di nastri nei vari materiali previsti dal sistema.

**Il taglio termico** dei profili è realizzato tramite un estruso in poliammide rinforzato con fibra di vetro reso solidale alle parti in metallo esterne da una resina poliuretanica ad alta densità, iniettata ad alta pressione. Il collegamento che si ottiene è continuo, privo di interruzioni e garantisce la massima resistenza torsionale e flettente.

**La costruzione dei telai** prevede l'unione tra i profili tramite saldatura in continuo delle sezioni in contatto e la successiva ripresa delle superfici in vista, o l'utilizzo di un sistema misto ad assiemaggio meccanico a saldatura interna che non necessita di riprese di finitura.

Il sistema prevede al possibilità di alloggiare **vetri singoli o stratificati** (di sicurezza) a una o più camere.

Caratteristiche del sistema:
Sormonto interno ed esterno delle ante;
Sistema di guarnizioni a giunto aperto con guarnizione centrale di tenuta e guarnizione interna di battuta;
Cerniere ad avvitare negli stessi materiali del profilo per porte e per finestre;
Sistema integrato completo di accessori per lo scarico acqua;
Kit completo per l'apertura ad anta con ferramenta a scomparsa;
Kit per l'alloggiamento di serrature completo di scatole di copertura nei diversi materiali;
Paraspifferi inferiore con guarnizione a pinna.

***Thermally insulated integrated system of profiles, accessories and gaskets*** *with visible section of 47 mm (lateral section) and 62 mm (central section) suitable for rectangular, trapezoidal, arched shaped double leafed doors and windows for door and window with or without fixed side light.*

***The metal profiles*** *that make up the system are 15/10 mm thick and are obtained from the cold-forming of the coils in the various materials available.*

***The profile thermal break*** *is connected by means of a glass-fibre reinforced, extruded polyamide that becomes one with the external metal parts with the use of a high density polyurethane resin, injected at high pressure. The connection is continuous, without interruptions, guaranteeing maximum resilience to torsional and bending stress.*

***The assembly of the frames*** *requires that the profiles be connected by welding together the sections in contact and then that the visible welds must be ground down neatly and finished, or by combining mechanical assembly and internal welding that does not require the retouching of the finish.*

*The system permits to use double or triple thermal insulated glazing with* ***single or stratified glass*** *(security glass).*

*Features of the system:*
*Surmounted internal and external design of the sections ;*
*Central and rebate gasket placed for the best water, wind, air tightness and acoustic performances ;*
*High capacity to be screwed in the same material of the profile ;*
*Integrated system complete of accessories for water drain ;*
*Concealed hardware for side-hung windows ;*
*Complete kit for lock with coverings in the same material of the profile ;*
*Special drop down seal with fin.*

**PRESTAZIONI**

**Sistema finestre**
Trasmittanza termica ( EN ISO 10077-2)
-Nodo tipo (acciaio inox) con $U_f$ =3,10 W/m$^2$K
Isolamento acustico (DIN 52210 / DIN EN ISO 717-1)
-Fino a 43 dB
Resistenza all'aria (DIN EN 12207)
-Classe 4
Resistenza all'acqua (DIN EN 12208)
-Classe 8A
Resistenza al vento (DIN EN 12210)
-Classe C4
Prova di durata a cicli di apertura (DIN EN 1191-12400)
-Classe 2 - 10.000 cicli

***PERFORMANCES***

***Windows system***
*Thermal trasmittance (EN ISO 10077-2)*
*-Typical section (stainless steel) with $U_f$ =3,10 W/m$^2$K*
*Acoustic performance (DIN 52210 / DIN EN ISO 717-1)*
*-Up to 43 dB*
*Air permeability (DIN EN 12207)*
*-Class 4*
*Watertightness (DIN EN 12208)*
*-Class 8A*
*Resistance to wind load (DIN EN 12210)*
*-Class C4*
*Resistance to repeated opening and closing (DIN EN 1191-12400)*
*-Class 2 - 10 000 opening and closing*

## Limiti dimensionali - *Maximum dimension*

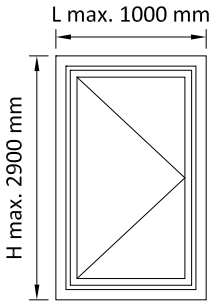


finestra ad un anta apertura INTERNA
*one-leaf INWARD opening windows*

peso massimo anta*
*maximum leaf weight**

AC2628-48 - 100 kg
AC2629 - 50 kg
AC2631.A - 40 kg
AC2631.B - 70 kg
AC2632.B - 70 kg

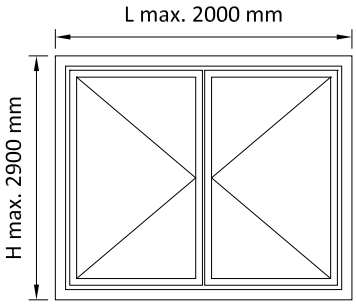


finestra a due ante apertura INTERNA
*two-leaf INWARD opening windows*

peso massimo anta*
*maximum leaf weight**

AC2628-48 - 100 kg
AC2629 - 50 kg
AC2631.A - 40 kg
AC2631.B - 70 kg
AC2632.B - 70 kg

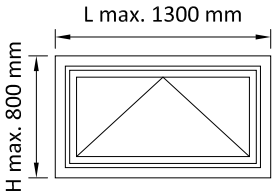


finestra vasistas apertura INTERNA
*bottom-hung window*

peso massimo anta*
*maximum leaf weight**

AC2628-48 - 40 kg
AC2629 - 40 kg
AC2631.A - 40 kg
AC2631.B - 40 kg
AC2632.B - 40 kg
AC2639 - 40 kg

* cerniera aggiuntiva per H serramento > 1300 mm - vedi distinte di taglio capitolo 4.2
** additional hinge for windows with height > 1300 mm - see cutting list chapter 4.2*

## Esempi tipologie realizzabili - *Types of windows*

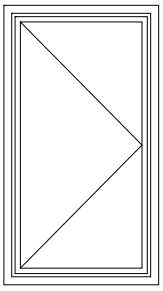
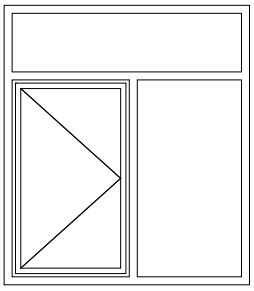
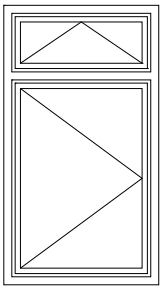
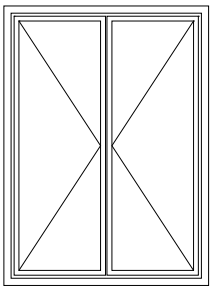


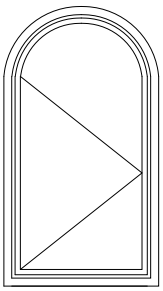



## Limiti dimensionali - *Maximum dimension*

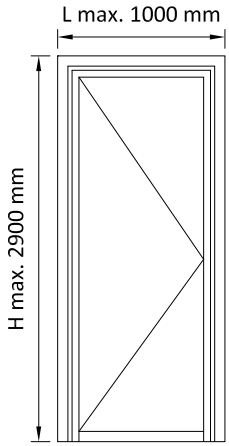


porta ad un anta apertura INTERNA
*one-leaf INWARD opening doors*

peso massimo anta*
*maximum leaf weight**

AC2628-48 - 100 kg
AC2629 - 50 kg
AC2631.A - 40 kg
AC2631.B - 70 kg
AC2632.B - 70 kg
AC2632.C - 80 kg

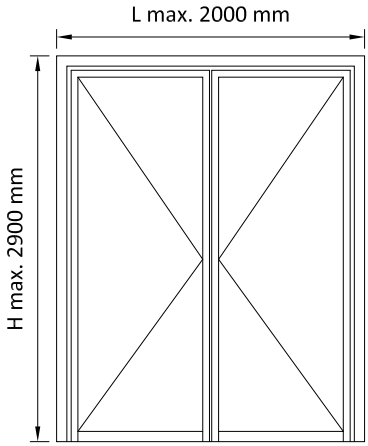


porta a due ante apertura INTERNA
*two-leaf INWARD opening doors*

peso massimo anta*
*maximum leaf weight**

AC2628-48 - 100 kg
AC2629 - 50 kg
AC2631.A - 40 kg
AC2631.B - 70 kg
AC2632.B - 70 kg
AC2632.C - 80 kg

* cerniera aggiuntiva per H serramento > 2300 mm - vedi distinte di taglio capitolo 4.2
** additional hinge for doors with height > 2300 mm - See cutting list chapter 4.2*

## Esempi tipologie realizzabili - *Types of door*



## Limiti dimensionali - *Maximum dimension*

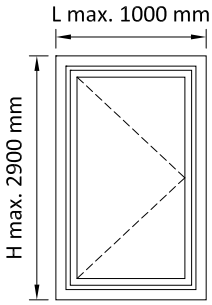


finestra ad un anta apertura ESTERNA
*one-leaf OUTWARD opening windows*

peso massimo anta*
*maximum leaf weight**

AC2631.A - 40 kg
AC2631.B - 70 kg
AC2632.B - 70 kg
AC2648 - 100 kg
AC2649 - 50 kg

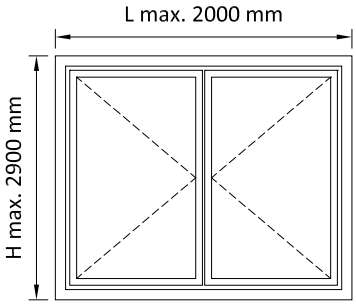


finestra a due ante apertura ESTERNA
*two-leaf OUTWARD opening windows*

peso massimo anta*
*maximum leaf weight**

AC2631.A - 40 kg
AC2631.B - 70 kg
AC2632.B - 70 kg
AC2648 - 100 kg
AC2649 - 50 kg

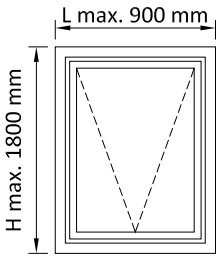


finestra a sporgere apertura ESTERNA
*awning window*

peso massimo anta*
*maximum leaf weight**

AC2631.A - 40 kg
AC2631.B - 40 kg
AC2632.B - 40 kg
AC2648 - 40 kg
AC2649 - 40 kg
AC2688 - 100 kg
AC2689 - 40 kg

* cerniera aggiuntiva per H serramento > 1300 mm - vedi distinte di taglio capitolo 4.2
** additional hinge for windows with height > 1300 mm - see cutting list chapter 4.2*

## Esempi tipologie realizzabili - *Types of windows*

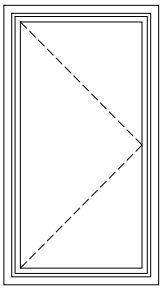
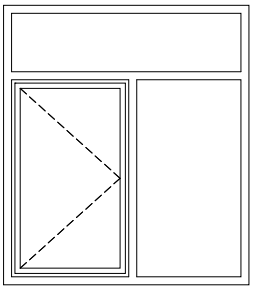
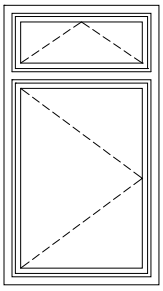
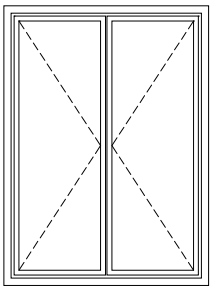


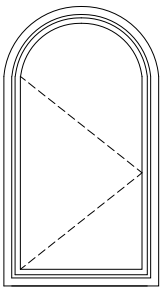



## Limiti dimensionali - *Maximum dimension*

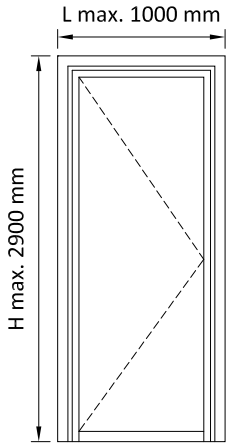


porta ad un anta apertura ESTERNA
*one-leaf OUTWARD opening doors*

peso massimo anta*
*maximum leaf weight**

| | | |
|---|---|---|
| AC2631.B | - | 70 kg |
| AC2632.B | - | 70 kg |
| AC2632.C | - | 80 kg |
| AC2648 | - | 100 kg |
| AC2649 | - | 50 kg |

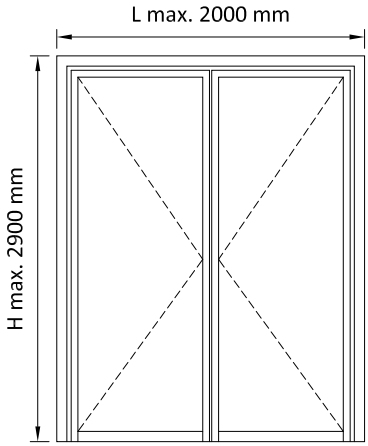


porta a due ante apertura ESTERNA
*two-leaf OUTWARD opening doors*

peso massimo anta*
*maximum leaf weight**

| | | |
|---|---|---|
| AC2631.B | - | 70 kg |
| AC2632.B | - | 70 kg |
| AC2632.C | - | 80 kg |
| AC2648 | - | 100 kg |
| AC2649 | - | 50 kg |

* cerniera aggiuntiva per H serramento > 2300 mm - vedi distinte di taglio capitolo 4.2
** additional hinge for doors with height > 2300 mm - See cutting list chapter 4.2*

## Esempi tipologie realizzabili - *Types of door*



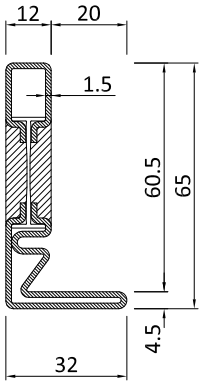


P.2801

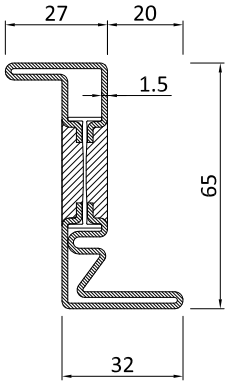


P.2803

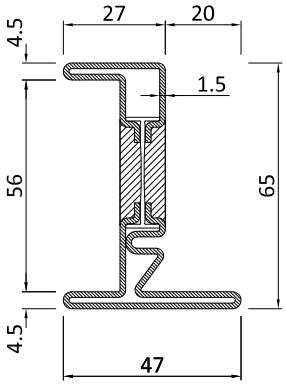


P.2805

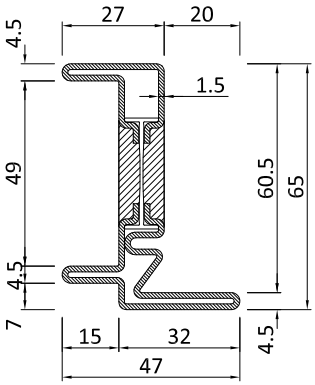


P.2815

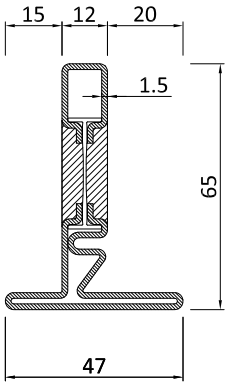


P.2822

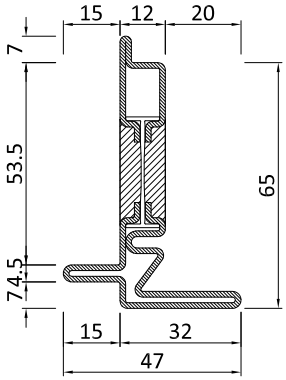


P.2832

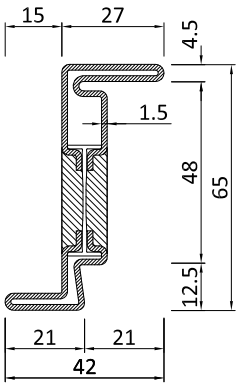


P.2833

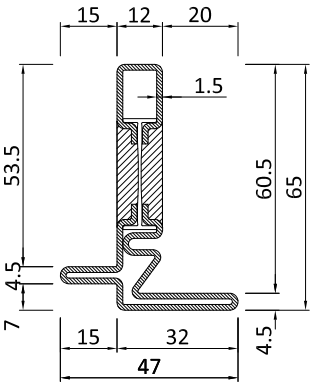


P.2842

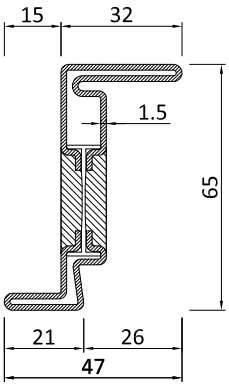


P.2843

| Profilo / Profile n° | P Kg/m ZN / I - CT | P Kg/m OT | A $m^2/m$ | Jx $cm^4$ | Jy $cm^4$ | L m |
|---|---|---|---|---|---|---|
| P.2801 | 2,37 | 2,54 | 0,22 | 11,33 | 1,78 | 6,0 |
| P.2803 | 2,71 | 2,91 | 0,24 | 15,05 | 2,80 | 6,0 |
| P.2805 | 3,03 | 3,26 | 0,27 | 16,80 | 3,80 | 6,0 |
| P.2815 | 2,99 | 3,22 | 0,27 | 15,83 | 3,70 | 6,0 |
| P.2822 | 2,69 | 2,89 | 0,25 | 12,60 | 2,97 | 6,0 |

| Profilo / Profile n° | P Kg/m ZN / I - CT | P Kg/m OT | A $m^2/m$ | Jx $cm^4$ | Jy $cm^4$ | L m |
|---|---|---|---|---|---|---|
| P.2832 | 2,82 | 3,03 | 0,26 | 15,07 | 2,89 | 6,0 |
| P.2833 | 2,51 | 2,68 | 0,23 | 13,98 | 1,97 | 6,0 |
| P.2842 | 2,65 | 2,85 | 0,24 | 11,85 | 2,86 | 6,0 |
| P.2843 | 2,63 | 2,80 | 0,24 | 14,70 | 2,72 | 6,0 |

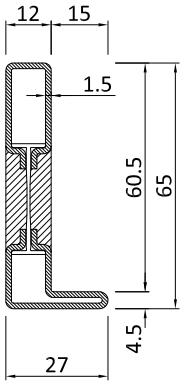


P.2851

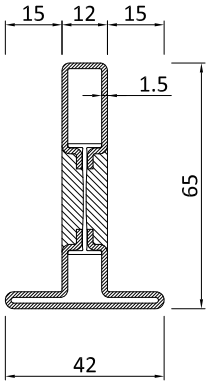


P.2852

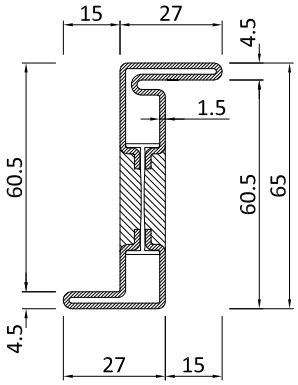


P.2853

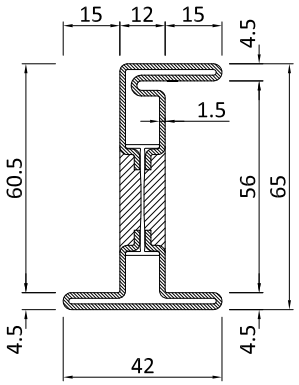


P.2855

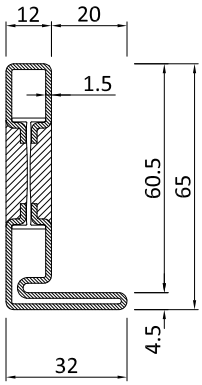


P.2861

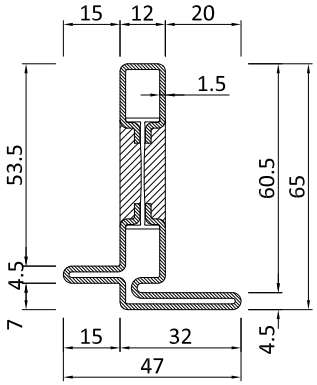


P.2862

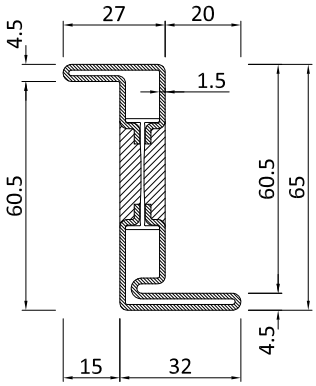


P.2863

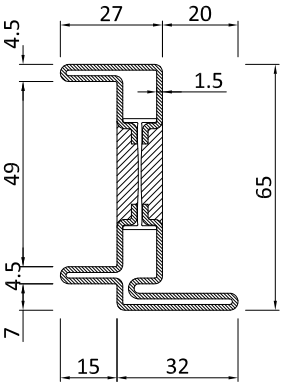


P.2865

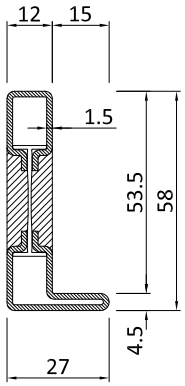


P.2871

| Profilo / Profile n° | P Kg/m ZN / I - CT | P Kg/m OT | A $m^2/m$ | Jx $cm^4$ | Jy $cm^4$ | L m |
|---|---|---|---|---|---|---|
| P.2851 | 2,02 | 2,16 | 0,18 | 10,39 | 1,09 | 6,0 |
| P.2852 | 2,35 | 2,52 | 0,21 | 11,95 | 2,18 | 6,0 |
| P.2853 | 2,52 | 2,71 | 0,23 | 14,47 | 2,06 | 6,0 |
| P.2855 | 2,85 | 3,07 | 0,25 | 16,82 | 2,95 | 6,0 |
| P.2861 | 2,30 | 2,46 | 0,21 | 11,45 | 1,74 | 6,0 |

| Profilo / Profile n° | P Kg/m ZN / I - CT | P Kg/m OT | A $m^2/m$ | Jx $cm^4$ | Jy $cm^4$ | L m |
|---|---|---|---|---|---|---|
| P.2862 | 2,57 | 2,76 | 0,24 | 11,90 | 2,97 | 6,0 |
| P.2863 | 2,64 | 2,83 | 0,24 | 15,19 | 2,79 | 6,0 |
| P.2865 | 2,95 | 3,13 | 0,26 | 15,96 | 3,82 | 6,0 |
| P.2871 | 1,85 | 1,98 | 0,17 | 7,82 | 1,02 | 6,0 |

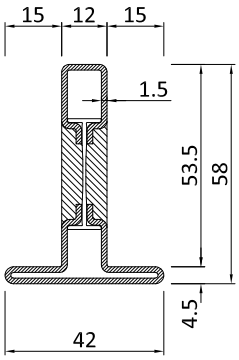


P.2872

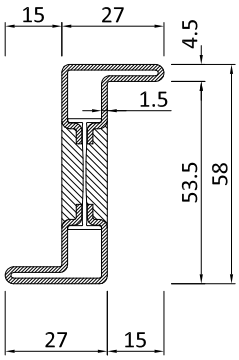


P.2873

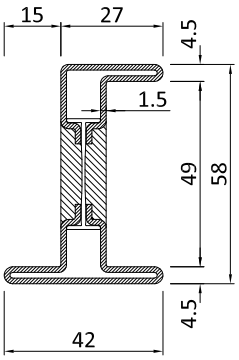


P.2874

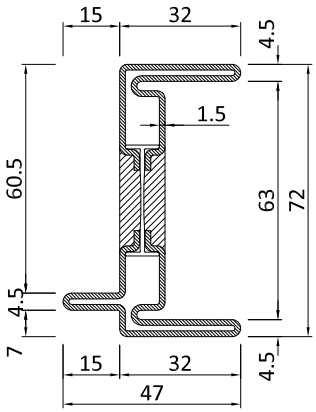


P.2875

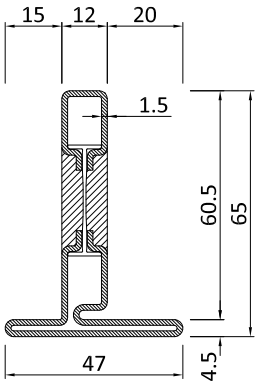


P.2882

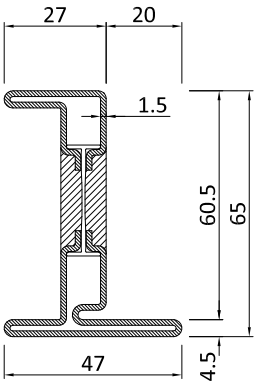


P.2885

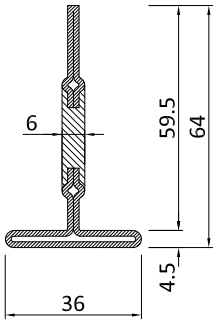


P.2654 Non fornito in Inox
*Not in Inox*

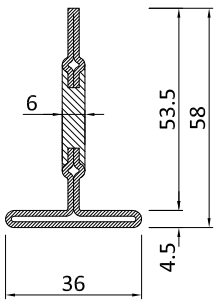


P.2664 Non fornito in Inox
*Not in Inox*

| Profilo / Profile n° | P Kg/m ZN / I - CT | P Kg/m OT | A $m^2/m$ | Jx $cm^4$ | Jy $cm^4$ | L m |
|---|---|---|---|---|---|---|
| P.2872 | 2,18 | 2,34 | 0,20 | 9,00 | 2,12 | 6,0 |
| P.2873 | 2,19 | 2,35 | 0,20 | 10,44 | 3,32 | 6,0 |
| P.2874 | 2,52 | 2,71 | 0,23 | 12,17 | 2,87 | 6,0 |
| P.2875 | 3,36 | 3,61 | 0,30 | 22,81 | 4,36 | 6,0 |
| P.2882 | 2,62 | 2,81 | 0,24 | 12,68 | 2,98 | 6,0 |

| Profilo / Profile n° | P Kg/m ZN / I - CT | P Kg/m OT | A $m^2/m$ | Jx $cm^4$ | Jy $cm^4$ | L m |
|---|---|---|---|---|---|---|
| P.2885 | 2,96 | 3,18 | 0,26 | 16,03 | 4,41 | 6,0 |
| P.2654 | 2,42 | 2,62 | 0,20 | 12,28 | 1,20 | 6,0 |
| P.2664 | 2,28 | 2,47 | 0,19 | 9,23 | 1,20 | 6,0 |

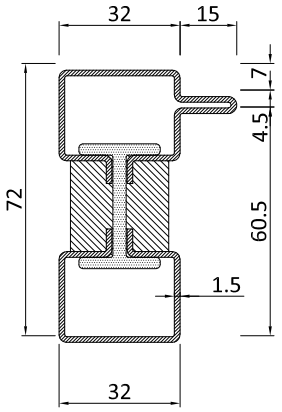


P.2891

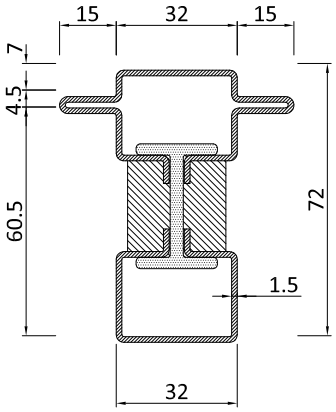


P.2892

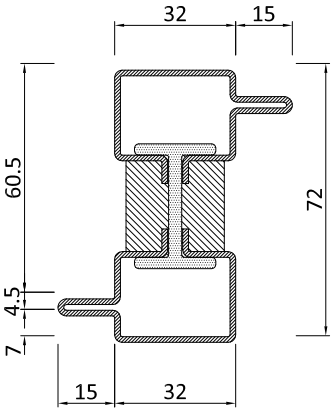


P.2893

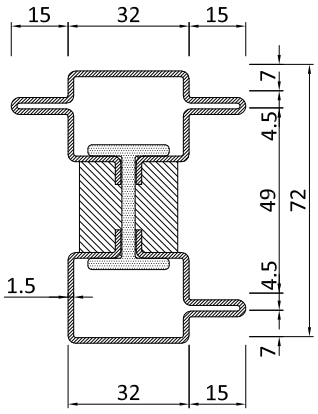


P.2895

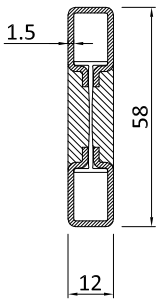


P.2830

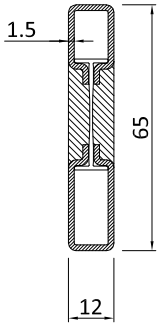


P.2831

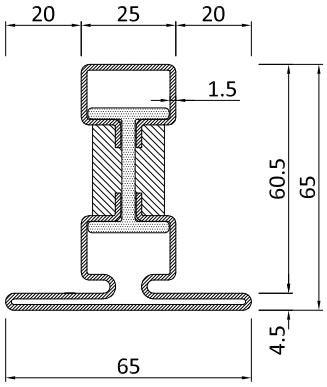


P.2652

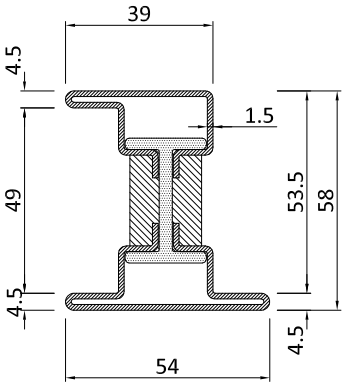


P.2655

| Profilo / Profile n° | P Kg/m ZN / I - CT | P Kg/m OT | A $m^2/m$ | Jx $cm^4$ | Jy $cm^4$ | L m |
|---|---|---|---|---|---|---|
| P.2891 | 4,14 | 4,41 | 0,23 | 13,58 | 6,59 | 3,0 |
| P.2892 | 4,37 | 4,66 | 0,26 | 14,44 | 9,44 | 3,0 |
| P.2893 | 4,37 | 4,66 | 0,26 | 14,93 | 10,56 | 3,0 |
| P.2895 | 4,60 | 4,91 | 0,28 | 15,96 | 11,62 | 3,0 |
| P.2830 | 1,51 | 1,61 | 0,14 | 8,16 | 0,30 | 6,0 |

| Profilo / Profile n° | P Kg/m ZN / I - CT | P Kg/m OT | A $m^2/m$ | Jx $cm^4$ | Jy $cm^4$ | L m |
|---|---|---|---|---|---|---|
| P.2831 | 1,68 | 1,79 | 0,16 | 7,95 | 0,36 | 6,0 |
| P.2652 | 3,97 | 4,24 | 0,29 | 22,02 | 9,37 | 3,0 |
| P.2655 | 3,43 | 3,66 | 0,25 | 14,00 | 6,82 | 3,0 |

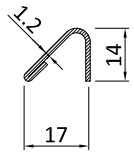


P.2620

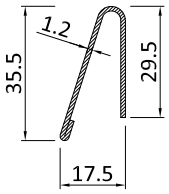


P.2660

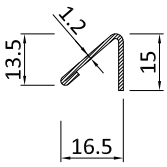


P.2670

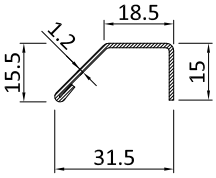


P.2671

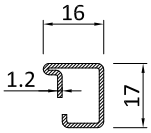


P.2606

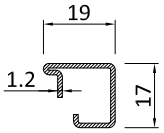


P.2607

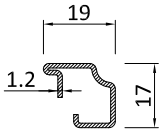


P.2627

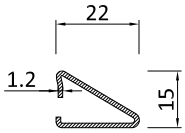


P.2629

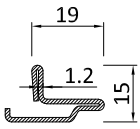


P.2638

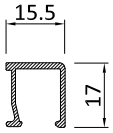


PA2606

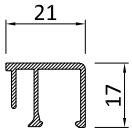


PA2607

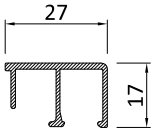


PA2608

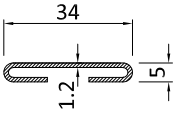


P.2610

MATERIALE | *MATERIAL*

PZ _ _ _ _ acciaio zincato | *galvanized steel*

PC _ _ _ _ GZ acciaio corten grezzo | *untreated corteen steel*

PI _ _ _ _ SB acciaio inox scotch brite | *stainless steel scotch brite*

PB _ _ _ _ BR ottone grezzo | untreated brass

| Profilo / Profile n° | P Kg/m ZN / I - CT | P Kg/m OT | A $m^2/m$ | Jx $cm^4$ | Jy $cm^4$ | L m |
|---|---|---|---|---|---|---|
| P.2620 | 0,24 | 0,27 | | | | 4,0 |
| P.2660 | 0,73 | 0,79 | | | | 4,0 |
| P.2670 | 0,40 | 0,43 | | | | 4,0 |
| P.2671 | 0,50 | 0,59 | | | | 4,0 |
| P.2606 | 0,48 | 0,52 | | | | 6,0 |
| P.2607 | 0,51 | 0,55 | | | | 6,0 |
| P.2627 | 0,47 | 0,51 | | | | 6,0 |

| Profilo / Profile n° | P Kg/m ZN / I - CT | P Kg/m OT | A $m^2/m$ | Jx $cm^4$ | Jy $cm^4$ | L m |
|---|---|---|---|---|---|---|
| P.2629 | 0,49 | 0,53 | | | | 6,0 |
| P.2638 | 0,60 | 0,65 | | | | 6,0 |
| PA2606 | 0,17 | Aluminio | | | | 6,0 |
| PA2607 | 0,23 | Alluminio | | | | 6,0 |
| PA2608 | 0,26 | Alluminio | | | | 6,0 |
| P.2610 | 0,53 | 0,57 | | | | 4,0 |



## AC 2608

Clips per fissaggio fermavetri
PR2606 - PR2607 - PR2627
PR2629 - PR2638

*Clips for securing*
*PR2606 - PR2607 - PR2627*
*PR2629 - PR2638*
*glazing beads*



**CZ** acciaio corten grezzo | *untreated corten steel*
**SB** acciaio inox scotch brite | *scotch brite stainless steel*
**IY** acciaio inox grezzo | *untreated stainless steel*
(verniciabile - *paintable*)

## AC 2618.xx

Scarico acqua per aperture
interne in metallo

*Metal drip for inward openings*

## AC 2609

Clips per fissaggio fermavetri
su profilo PR2654 - PR2664

*Clips for securing glazing beads*
*on PR2654 - PR2664 profile*



## AC 2618.NE

Scarico acqua per aperture
interne in plastica nera
Non verniciabile

*Black plastic drip for inward*
*openings*
*Non paintable*



## AC 2610I

Accessorio fissaggio PR2610

*Securing fitting for PR2610*

**BB** ottone brunito | *burnished brass*
**BR** ottone naturale | *natural brass*
(verniciabile - *paintable*)

## ACB 219.xx

Scarico acqua per aperture
interne in ottone

*Brass drip for inward openings*



## AC 2617NG

Guarnizione d'angolo
vulcanizzata per GE 2603

*Vulcanised corner gasket*
*for GE 2603*

## AC 2621G.A

Catenaccio 2^ anta per
porte/finestre
L = 140 mm

*Second leaf flush bolt for*
*doors/windows*
*L = 140 mm*

## AC 2621G.B

Catenaccio 2^ anta per porte/finestre
L = 220 mm

*Second leaf flush bolt for doors/windows*
*L = 220 mm*

## AC 2621G.X

Catenaccio 2^ anta per porte/finestre
L = 450 mm

*Second leaf flush bolt for doors/windows*
*L = 450 mm*

## AC 2621G.C

Catenaccio 2^ anta per porte/finestre
L = 650 mm

*Second leaf flush bolt for doors/windows*
*L = 650 mm*

## AC 2621G.D

Catenaccio 2^ anta per porte/finestre
L = 850 mm

*Second leaf flush bolt for doors/windows*
*L = 850 mm*

## AC 2622

Fermo a scatto chiusura 2^ anta per finestra

*Snapper for 2nd window leaf*




## AC 2623.D

Kit cremonese dx per finestre ad un anta | PR2933

*RH cremone bolt set for single leaf windows | PR2933*

## AC 2623.S

*Kit cremonese sx per finestre ad un anta | PR2933*

*LH cremone bolt set for single leaf windows | PR2933*




## AC 2623E.D

Kit cremonese dx per finestre ad un anta | PR2933
Gratz con maniglia removibile
*RH cremone bolt set for single leaf windows | PR2933*
*Gratz mechanism with removable handle*

## AC 2623E.S

*Kit cremonese sx per finestre ad un anta | PR2933*
Gratz con maniglia removibile
*LH cremone bolt set for single leaf windows | PR2933*
*Gratz mechanism with removable handle*




## AC 2624.D

Kit cremonese dx per finestre a due ante

*RH cremone bolt set for double leaf windows*

## AC 2624.S

Kit cremonese sx per finestre a due ante

*LH cremone bolt set for double leaf windows*




## AC 2624E.D

Kit cremonese dx per finestre
a due ante
Gratz con maniglia removibile
*RH cremone bolt set for double leaf windows*
*Gratz mechanism with removable handle*

## AC 2624E.S

Kit cremonese sx per finestre
a due ante
Gratz con maniglia removibile
*LH cremone bolt set for double leaf windows*
*Gratz mechanism with removable handle*



## AC 2627

Chiusura mediana lato cerniere

*Hinge-side middle closing*




## AC 2625.D

Kit cremonese dx per finestre
ad un anta | PR2943

*RH cremone bolt set for single leaf windows | PR2943*

## AC 2625.S

*Kit cremonese sx per finestre*
*ad un anta | PR2943*

*LH cremone bolt set for single leaf windows | PR2943*




## AC 2628.xx

Cerniera a tre ali da avvitare
PR2933
Peso max anta 100 kg

*Three-wing screw-on hinge*
*PR2933*
*Max leaf weight 100 kg*




## AC 2625E.D

Kit cremonese dx per finestre
ad un anta | PR2943
Gratz con maniglia removibile
*RH cremone bolt set for single leaf windows | PR2943*
*Gratz mechanism with removable handle*

## AC 2625E.S

*Kit cremonese sx per finestre*
*ad un anta | PR2943*
Gratz con maniglia removibile
*LH cremone bolt set for single leaf windows | PR2943*
*Gratz mechanism with removable handle*

## AC 2629.xx.D

Cerniera dx a due ali da avvitare
PR2933
Peso max anta 50 kg

*RH two-wing screw-on hinge*
*PR2933*
*Max leaf weight 50 kg*

## AC 2626R

Punto di chiusura aggiuntivo
per finestra

*Additional locking point*
*for windows*

## AC 2629.xx.S

Cerniera sx a due ali da avvitare
PR2933
Peso max anta 50 kg

*LH two-wing screw-on hinge*
*PR2933*
*Max leaf weight 50 kg*

## AC 2631.A

Cerniera a due ali in acciaio zincato a saldare | Ø 10
Peso max anta 40 kg

*Weld-on hinge in galvanised steel | Ø 10*
*Max leaf weight 40 kg*

## AC 2631.B

Cerniera a due ali in acciaio zincato a saldare | Ø 13
Peso max anta 70 kg

*Weld-on hinge in galvanised steel | Ø 13*
*Max leaf weight 70 kg*

## AC 2632.B

Cerniera registrabile a due ali in acciaio zincato a saldare|Ø 13
Peso max anta 70 kg

*Adjustable weld-on hinge in galvanised steel | Ø 13*
*Max leaf weight 70 kg*

## AC 2632.C

Cerniera registrabile a due ali in acciaio zincato a saldare|Ø 16
Peso max anta 80 kg

*Adjustable weld-on hinge in galvanised steel | Ø 16*
*Max leaf weight 80 kg*



## AC 2636.x

Guarnizione automatica di tenuta sotto porta

*Automatic bottom seal*

**AC2636.Z** lunghezza/*lenght* 315 - 430 mm
**AC2636.A** lunghezza/*lenght* 380 - 530 mm
**AC2636.B** lunghezza/*lenght* 480 - 630 mm
**AC2636.C** lunghezza/*lenght* 580 - 730 mm
**AC2636.D** lunghezza/*lenght* 680 - 830 mm
**AC2636.E** lunghezza/*lenght* 780 - 930 mm
**AC2636.F** lunghezza/*lenght* 880 - 1030 mm
**AC2636.G** lunghezza/*lenght* 980 - 1130 mm
**AC2636.H** lunghezza/*lenght* 1080-1230 mm

**IZ** acciaio inox verniciabile | *paintable stainless steel*
**CZ** acciaio corten grezzo | *untreated corten steel*
**ST** acciaio inox scotch brite | *scotch brite stainless steel*
**IB** acciaio inox brunito | *burnished stainless steel*

## AC 2639.xx

Kit cerniere a scomparsa per vasistas "ochette"
Solo per profilo PR2933

*Concealed hinges for bottom-hung windows*
*Only for PR2933 profile*

**BR** ottone grezzo verniciabile
*paintable untreated brass*
**BB** ottone brunito
*burnished brass*

## AC 2640.xx

Cricchetto per vasistas

*Finger catch for bottom-hung windows*

## AC 2641

Braccetti per vasistas
Peso max anta 40 Kg

*Stays for bottom-hung windows*
*Max leaf weight 40 kg*




## AC 2648.xx

Cerniera a tre ali da avvitare
su PR2943 (apertura interna)
su PR2962 (apertura esterna)
Peso max anta 100 kg

*Three-wing screw-on hinge*
*on PR2943 (inward opening)*
*on PR2962 (outward opening)*
*Max leaf weight 100 kg*

## AC 2649.xx.ISED

Cerniera a due ali da avvitare
Sx su PR2943 (apertura interna)
Dx su PR2962 (apertura esterna)
Peso max anta 50 kg

*Two-wing screw-on hinge*
*LH on PR2943 (inward opening)*
*RH on PR2962 (outward opening)*
*Max leaf weight 50 kg*

Scelta verso cerniera pg. 5.3.1
*Side hinge choice pg. 5.3.1*

## AC 2649.xx.IDES

Cerniera a due ali da avvitare
Dx su PR2943 (apertura interna)
Sx su PR2962 (apertura esterna)
Peso max anta 50 kg

*Two-wing screw-on hinge*
*RH on PR2943 (inward opening)*
*LH on PR2962 (outward opening)*
*Max leaf weight 50 kg*

Scelta verso cerniera pg. 5.3.1
*Side hinge choice pg. 5.3.1*

## AC 2651.xx

Kit fondini per profili
PR2932 - PR2933

*Fittings kit for profiles*
*PR2932 - PR2933*




## AC 2652.xx

Kit fondini per profili
PR2942 - PR2943

*Fittings kit for profiles*
*PR2942 - PR2943*

## AC 2653.xx

Kit fondini per profili
PR2962 - PR2963

*Fittings kit for profiles*
*PR2962 - PR2963*

## AC 2654.xx

Fondini per profili
PR2942 - PR2905 (PR2955)

*Fittings for profiles*
*PR2942 - PR2905 (PR2955)*

## AC 2658.xx

Fondino per profili
PR2975 | PR2991 | PR2992
PR2993 | PR2995
(apertura interna)

*Fittings for profiles*
*PR2975 | PR2991 | PR2992*
*PR2993 | PR2995*
*(inward opening)*

**GZ** acciaio zincato | *galvanized steel*
**CZ** acciaio corten | *corten steel*
**I** acciaio inox | *stainless steel*
**B** ottone naturale | *natural brass*

## AC 2659.xx

Fondino per profili
PR2975 | PR2991 | PR2992
PR2993 | PR2995
(apertura esterna)

*Fittings for profiles*
*PR2975 | PR2991 | PR2992*
*PR2993 | PR2995*
*(outward opening)*



**BR** ottone grezzo verniciabile | *paintable untreated brass*
**BB** ottone brunito | *burnished brass*
**CZ** acciaio corten grezzo | *untreated corten steel*
**SB** acciaio inox scotch brite | *scotch-brite stainless steel*

## AC 2680.xx

Maniglia di trascinamento
per aperture esterne

*Pulling handle for outward opening*




## AC 2683.D

Kit cremonese dx per finestre
ad un anta - apertura esterna

*RH cremone bolt set for single leaf windows - outward opening*

## AC 2683.S

*Kit cremonese sx per finestre*
*ad un anta* - apertura esterna

*LH cremone bolt set for single leaf windows - outward opening*

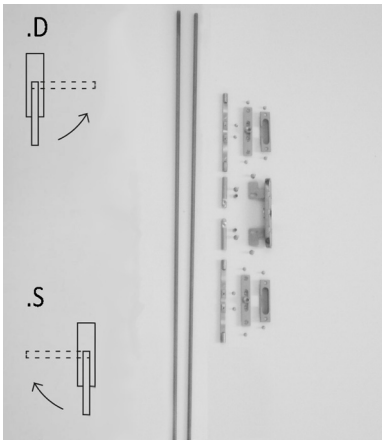


## AC 2683E.D

Kit cremonese dx per finestre
ad un anta - apertura esterna
Gratz con maniglia removibile
*RH cremone bolt set for single leaf windows - outward opening*
*Gratz mechanism with removable handle*

## AC 2683E.S

*Kit cremonese sx per finestre*
*ad un anta* - apertura esterna
Gratz con maniglia removibile
*LH cremone bolt set for single leaf windows - outward opening*
*Gratz mechanism with removable handle*




## AC 2684.D

Kit cremonese dx per finestre
a due ante - apertura esterna

*RH cremone bolt set for double leaf windows - outward opening*

## AC 2684.S

Kit cremonese sx per finestre
a due ante - apertura esterna

*LH cremone bolt set for double leaf windows - outward opening*

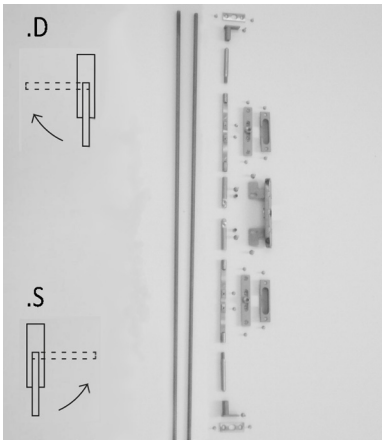


## AC 2684E.D

Kit cremonese dx per finestre
a due ante - apertura esterna
Gratz con maniglia removibile
*RH cremone bolt set for double leaf windows - outward opening*
*Gratz mechanism with removable handle*

## AC 2684E.S

Kit cremonese sx per finestre
a due ante - apertura esterna
Gratz con maniglia removibile
*LH cremone bolt set for double leaf windows - outward opening*
*Gratz mechanism with removable handle*

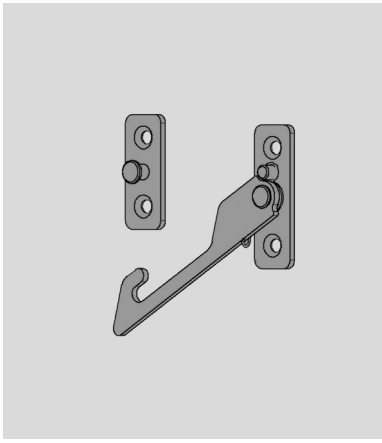

## AC 2685.D

Limitatore di apertura per aereazione
APR interna dx | APR esterna sx

*Window ventilation restrictor*
*RH inward oPR | LH outward oPR*

## AC 2685.S

Limitatore di apertura per aereazione
APR interna sx | APR esterna dx

*Window ventilation restrictor*
*LH inward oPR | RH outward oPR*

## AC 2686

Braccetto limitatore di apertura
frizionato

*Window restrictor*

## AC 2687

Braccetto limitatore di apertura esterna finestra con blocco

*Casement stay outward opening*

## AC 2688

Coppia compassi apertura a sporgere
Peso massimo anta 100 kg

*Pair of side arms for awning opening*
*Max leaf weight 100 kg*

## AC 2689

Coppia compassi apertura a sporgere
Peso massimo anta 40 kg

*Pair of side arms for awning opening*
*Max leaf weight 40 kg*



## AC 2690

Braccetti limitatori apertura a sporgere

*Casement stays for awning opening*

## AC 2693

Serratura con scrocco e catenaccio

*Latch and bolt lock*



## AC 2694.D

Kit serratura multipunto dx per porta

*RH Multi-lock set for door*

## AC 2694.S

*Kit serratura multipunto sx per porta*

*LH Multi-lock set for door*

Vedi pg. 4.5.25 per la scelta
*For the choice see pg. 4.5.25*

## AC 2695.D

Punto di chiusura aggiuntivo dx per porta

*RH additional locking point for door*

## AC 2695.S

*Punto di chiusura aggiuntivo sx per porta*

*LH additional locking point for door*

Vedi pg. 4.5.27 per la scelta
*For the choice see pg. 4.5.27*

**ZN** acciaio zincato|*galvanized steel*
**CZ** acciaio corten|*corten steel*
**IZ** acciaio inox|*stainless steel*
**BR** ottone naturale|*natural brass*

## AC 2696.xx

Scatola copri serratura Destra

RH lock cover box

Vedi pg. 4.5.25 per la scelta
*For the choice see pg. 4.5.25*

**ZN** acciaio zincato|*galvanized steel*
**CZ** acciaio corten|*corten steel*
**IZ** acciaio inox|*stainless steel*
**BR** ottone naturale|*natural brass*

## AC 2697.xx

Scatola copri serratura
Sinistra

LH lock cover box

Vedi pg. 4.5.25 per la scelta
*For the choice see pg. 4.5.25*

**CV1023** acciaio zincato|*galvanized steel*
**CV1023I** acciaio inox|*stainless steel*

## CV 1023

Vite per boccola fermavetri
in alluminio, TPS 4.2x13

*Screw for alluminium glazing*
*bead bushing, TPS 4.2x13*

**CV1243** acciaio zincato|*galvanized steel*
**CV1243I** acciaio inox|*stainless steel*

## CV 1243

Vite trilobata
TPS M4x8

*Thread cutting machine screw*
*TPS M4x8*

**CV5012** acciaio zincato|*galvanized steel*
**CV5012I** acciaio inox|*stainless steel*

## CV 5012

Boccola per fermavetri in
alluminio

*Bushing for alluminium*
*glazing bead*

## AC 2801I

Kit squadrette allineamento

*Alignment bracket set*

Profili | *Profiles*
PR2801|PR2801 - PR2822
PR2801 - PR2803|PR2801 - PR2805
PR2803 - PR2822|PR2801 - PR2842
PR2803 - PR2842|PR2805 - PR2842
PR2842|PR2815 - P2842
PR2861|PR2861 - PR2863
PR2862 - PR2863
telaio|*frame*

## AC 2803I

Kit squadrette allineamento

*Alignment bracket set*

Profili | *Profiles*
PR2803
PR2815
PR2863
PR2865 - PR2863

## AC 2805I

Kit squadrette allineamento

*Alignment bracket set*

Profili | *Profiles*
PR2805
PR2885



## AC 2822I

Kit squadrette allineamento

*Alignment bracket set*

Profili | *Profiles*
PR2822
PR2805 - PR2822
PR2882
PR2885 - PR2882



## AC 2832I

Kit squadrette allineamento

*Alignment bracket set*

Profili | *Profiles*
PR2832 - PR2833
PR2842 - PR2843
PR2862 - P2863



## AC 2833I

Kit squadrette allineamento

*Alignment bracket set*

Profili | *Profiles*
PR2833

## AC 2843I

Kit squadrette allineamento

*Alignment bracket set*

Profili | *Profiles*
PR2843

## AC 2851I

Kit squadrette allineamento

*Alignment bracket set*

Profili | *Profiles*
PR2851

## AC 2852I

Kit squadrette allineamento

*Alignment bracket set*

Profili | *Profiles*
PR2852

## AC 2865I

Kit squadrette allineamento

*Alignment bracket set*

Profili | *Profiles*
PR2865



## AC 2853I

Kit squadrette allineamento

*Alignment bracket set*

Profili | *Profiles*
PR2853
PR2873

## AC 2871I

Kit squadrette allineamento

*Alignment bracket set*

Profili | *Profiles*
PR2871

## AC 2855I

Kit squadrette allineamento

*Alignment bracket set*

Profili | *Profiles*
PR2855
PR2874

## AC 2872I

Kit squadrette allineamento

*Alignment bracket set*

Profili | *Profiles*
PR2872

## AC 2862I

Kit squadrette allineamento

*Alignment bracket set*

Profili | *Profiles*
PR2862

## AC 2875I

Kit squadrette allineamento

*Alignment bracket set*

Profili | *Profiles*
PR2875

## AC 2891I

Kit squadrette allineamento

*Alignment bracket set*

Profili | *Profiles*
PR2891

## AC 2892I

Kit squadrette allineamento

*Alignment bracket set*

Profili | *Profiles*
PR2892
PR2893

## AC 2895I

Kit squadrette allineamento

*Alignment bracket set*

Profili | *Profiles*
PR2895

**BR** ottone grezzo verniciabile | *paintable untreated brass*
**BB** ottone brunito | *burnished brass*
**CL** ottone cromo lucido | *polished and chromed brass*
**OL** ottone lucido | *polished brass*
**SB** acciaio inox scotch brite | *scotch-brite stainless steel*

## ACV 771.xx

Martellina cremonese
”VITRUVIO” small
per finestra
T | tonda| tronca

*Cremone handle*
*small ”VITRUVIO”*
*for window*
*T | cut | round*



**IZ** inox grezzo verniciabile | *paintable stainless steel*
**BR** ottone grezzo verniciabile | *paintable untreated brass*
**BB** ottone brunito | *burnished brass*
**CZ** acciaio corten grezzo | *untreated corten steel*
**SB** acciaio inox scotch brite | *scotch-brite stainless steel*

## ACV 772.xx

Martellina cremonese
”VITRUVIO” small
per finestra
L | quadra | tronca

*Cremone handle*
*small ”VITRUVIO”*
*for window*
*L | cut | square*



**BR** ottone grezzo verniciabile | *paintable untreated brass*
**BB** ottone brunito | *burnished brass*
**CL** ottone cromo lucido | *polished and chromed brass*
**OL** ottone lucido | *polished brass*
**SB** acciaio inox scotch brite | *scotch-brite stainless steel*

## ACV 773.xx

Martellina cremonese
”VITRUVIO” small
per finestra
L | tonda| tronca

*Cremone handle*
*small ”VITRUVIO”*
*for window*
*L | cut | round*



**BR** ottone grezzo verniciabile | *paintable untreated brass*
**BB** ottone brunito | *burnished brass*
**CL** ottone cromo lucido | *polished and chromed brass*
**OL** ottone lucido | *polished brass*

## ACV 774.xx

Martellina cremonese
”VITRUVIO” small
per finestra
L | tonda| sfera

*Cremone handle*
*small ”VITRUVIO”*
*for window*
*L | sphere | round*

**BR** ottone grezzo verniciabile | *paintable untreated brass*
**BB** ottone brunito | *burnished brass*
**CL** ottone cromo lucido | *polished and chromed brass*
**OL** ottone lucido | *polished brass*

## ACV 776.xx

Martellina cremonese
”VITRUVIO”
per finestra
KIDS

*Cremone handle*
*”VITRUVIO”*
*for window*
*KIDS*

**BR** ottone grezzo verniciabile | *paintable untreated brass*
**BB** ottone brunito | *burnished brass*
**CL** ottone cromo lucido | *polished and chromed brass*
**OL** ottone lucido | *polished brass*

## ACV 777.xx

Martellina cremonese
”VITRUVIO”
per finestra
OVALE

*Cremone handle*
*”VITRUVIO”*
*for window*
*OVAL*

**BR** ottone grezzo verniciabile | *paintable untreated brass*
**BB** ottone brunito | *burnished brass*
**CL** ottone cromo lucido | *polished and chromed brass*
**OL** ottone lucido | *polished brass*

## ACV 779.xx

Martellina cremonese
”VITRUVIO” small
per finestra
T | tonda| sfera

*Cremone handle*
*small ”VITRUVIO”*
*for window*
*T | sphere | round*

**BR** ottone grezzo verniciabile | *paintable untreated brass*
**BB** ottone brunito | *burnished brass*
**CL** ottone cromo lucido | *polished and chromed brass*
**OL** ottone lucido | *polished brass*
**SB** acciaio inox scotch brite | *scotch-brite stainless steel*

## ACV 781.xx

Martellina cremonese
”VITRUVIO” small
per finestra ad un anta
PR2833
T | tonda| tronca

*Cremone handle*
*small ”VITRUVIO”*
*for single leaf window*
*PR2833*
*T | cut | round*



**IZ** inox grezzo verniciabile | *paintable stainless steel*
**BR** ottone grezzo verniciabile | *paintable untreated brass*
**BB** ottone brunito | *burnished brass*
**CZ** acciaio corten grezzo | *untreated corten steel*
**SB** acciaio inox scotch brite | *scotch-brite stainless steel*

## ACV 782.xx

Martellina cremonese
”VITRUVIO” small
per finestra a un anta
PR2833
L | quadra | tronca

*Cremone handle*
*small ”VITRUVIO”*
*for single leaf window*
*PR2833*
*L | cut | square*



**BR** ottone grezzo verniciabile | *paintable untreated brass*
**BB** ottone brunito | *burnished brass*
**CL** ottone cromo lucido | *polished and chromed brass*
**OL** ottone lucido | *polished brass*
**SB** acciaio inox scotch brite | *scotch-brite stainless steel*

## ACV 783.xx

Martellina cremonese
”VITRUVIO” small
per finestra a un anta
PR2833
L | tonda| tronca

*Cremone handle*
*small ”VITRUVIO”*
*for single leaf window*
*PR2833*
*L | cut | round*



**BR** ottone grezzo verniciabile | *paintable untreated brass*
**BB** ottone brunito | *burnished brass*
**CL** ottone cromo lucido | *polished and chromed brass*
**OL** ottone lucido | *polished brass*

## ACV 784.xx

Martellina cremonese
”VITRUVIO” small
per finestra a un anta
PR2833
L | tonda| sfera

*Cremone handle*
*small ”VITRUVIO”*
*for single leaf window*
*PR2833*
*L | sphere | round*

**BR** ottone grezzo verniciabile | *paintable untreated brass*
**BB** ottone brunito | *burnished brass*
**CL** ottone cromo lucido | *polished and chromed brass*
**OL** ottone lucido | *polished brass*

## ACV 786.xx

Martellina cremonese
”VITRUVIO”
per finestra a un anta
PR2833
KIDS

*Cremone handle*
*”VITRUVIO”*
*for single leaf window*
*PR2833*
*KIDS*

**BR** ottone grezzo verniciabile | *paintable untreated brass*
**BB** ottone brunito | *burnished brass*
**CL** ottone cromo lucido | *polished and chromed brass*
**OL** ottone lucido | *polished brass*

## ACV 787.xx

Martellina cremonese
”VITRUVIO”
per finestra a un anta
PR2833
OVALE

*Cremone handle*
*”VITRUVIO”*
*for single leaf window*
*PR2833*
*OVAL*

**BR** ottone grezzo verniciabile | *paintable untreated brass*
**BB** ottone brunito | *burnished brass*
**CL** ottone cromo lucido | *polished and chromed brass*
**OL** ottone lucido | *polished brass*

## ACV 789.xx

Martellina cremonese
”VITRUVIO” small
per finestra a un anta
PR2833
T | tonda| sfera

*Cremone handle*
*small ”VITRUVIO”*
*for single leaf window*
*PR2833*
*T | sphere | round*

**BR** ottone grezzo verniciabile | *paintable untreated brass*
**BB** ottone brunito | *burnished brass*
**CL** ottone cromo lucido | *polished and chromed brass*
**OL** ottone lucido | *polished brass*
**SB** acciaio inox scotch brite | *scotch-brite stainless steel*

## ACV 871.xx

Martellina cremonese
”VITRUVIO” medium
per finestra
T | tonda| tronca

*Cremone handle*
*medium ”VITRUVIO”*
*for window*
*T | cut | round*

**BR** ottone grezzo verniciabile | *paintable untreated brass*
**BB** ottone brunito | *burnished brass*
**CL** ottone cromo lucido | *polished and chromed brass*
**OL** ottone lucido | *polished brass*

## ACV 879.xx

Martellina cremonese
”VITRUVIO” medium
per finestra
T | tonda| sfera

*Cremone handle*
*medium ”VITRUVIO”*
*for window*
*T | sphere | round*



**IZ** inox grezzo verniciabile | *paintable stainless steel*
**BR** ottone grezzo verniciabile | *paintable untreated brass*
**BB** ottone brunito | *burnished brass*
**CZ** acciaio corten grezzo | *untreated corten steel*
**SB** acciaio inox scotch brite | *scotch-brite stainless steel*

## ACV 872.xx

Martellina cremonese
”VITRUVIO” medium
per finestra
L | quadra | tronca

*Cremone handle*
*medium ”VITRUVIO”*
*for window*
*L | cut | square*



**BR** ottone grezzo verniciabile | *paintable untreated brass*
**BB** ottone brunito | *burnished brass*
**CL** ottone cromo lucido | *polished and chromed brass*
**OL** ottone lucido | *polished brass*
**CZ** acciaio corten grezzo | *untreated corten steel*
**SB** acciaio inox scotch brite | *scotch-brite stainless steel*

## ACV 873.xx

Martellina cremonese
”VITRUVIO” medium
per finestra
L | tonda| tronca

*Cremone handle*
*medium ”VITRUVIO”*
*for window*
*L | cut | round*



**BR** ottone grezzo verniciabile | *paintable untreated brass*
**BB** ottone brunito | *burnished brass*
**CL** ottone cromo lucido | *polished and chromed brass*
**OL** ottone lucido | *polished brass*

## ACV 874.xx

Martellina cremonese
”VITRUVIO” medium
per finestra
L | tonda| sfera

*Cremone handle*
*medium ”VITRUVIO”*
*for window*
*L | sphere | round*

**BR** ottone grezzo verniciabile | *paintable untreated brass*
**BB** ottone brunito | *burnished brass*
**CL** ottone cromo lucido | *polished and chromed brass*
**OL** ottone lucido | *polished brass*
**SB** acciaio inox scotch brite | *scotch-brite stainless steel*

## ACV 881.xx

Martellina cremonese
”VITRUVIO” medium
per finestra ad un anta
PR2833
T | tonda| tronca

*Cremone handle*
*medium ”VITRUVIO”*
*for single leaf window*
*PR2833*
*T | cut | round*

**BR** ottone grezzo verniciabile | *paintable untreated brass*
**BB** ottone brunito | *burnished brass*
**CL** ottone cromo lucido | *polished and chromed brass*
**OL** ottone lucido | *polished brass*

## ACV 889.xx

Martellina cremonese
”VITRUVIO” medium
per finestra a un anta
PR2833
T | tonda| sfera

*Cremone handle*
*medium ”VITRUVIO”*
*for single leaf window*
*PR2833*
*T | sphere | round*



**IZ** inox grezzo verniciabile | *paintable stainless steel*
**BR** ottone grezzo verniciabile | *paintable untreated brass*
**BB** ottone brunito | *burnished brass*
**CZ** acciaio corten grezzo | *untreated corten steel*
**SB** acciaio inox scotch brite | *scotch-brite stainless steel*

## ACV 882.xx

Martellina cremonese
”VITRUVIO” medium
per finestra a un anta
PR2833
L | quadra | tronca

*Cremone handle*
*medium ”VITRUVIO”*
*for single leaf window*
*PR2833*
*L | cut | square*



**BR** ottone grezzo verniciabile | *paintable untreated brass*
**BB** ottone brunito | *burnished brass*
**CL** ottone cromo lucido | *polished and chromed brass*
**OL** ottone lucido | *polished brass*
**CZ** acciaio corten grezzo | *untreated corten steel*
**SB** acciaio inox scotch brite | *scotch-brite stainless steel*

## ACV 883.xx

Martellina cremonese
”VITRUVIO” medium
per finestra a un anta
PR2833
L | tonda| tronca

*Cremone handle*
*medium ”VITRUVIO”*
*for single leaf window*
*PR2833*
*L | cut | round*



**BR** ottone grezzo verniciabile | *paintable untreated brass*
**BB** ottone brunito | *burnished brass*
**CL** ottone cromo lucido | *polished and chromed brass*
**OL** ottone lucido | *polished brass*

## ACV 884.xx

Martellina cremonese
”VITRUVIO” medium
per finestra a un anta
PR2833
L | tonda| sfera

*Cremone handle*
*medium ”VITRUVIO”*
*for single leaf window*
*PR2833*
*L | sphere | round*

## AC 2775/1

Quadro maniglia

*Handle spindle bar*

**BR** ottone grezzo verniciabile | *paintable untreated brass*
**BB** ottone brunito | *burnished brass*
**CZ** acciaio corten grezzo | *untreated corten steel*
**SB** acciaio inox scotch brite | *scotch-brite stainless steel*

## ACV 658.xx

Copertina per gratz con maniglia removibile su kit
AC2623E

*Cover for gratz mechanism on kit*
*AC2623E*

**BR** ottone grezzo verniciabile | *paintable untreated brass*
**BB** ottone brunito | *burnished brass*
**CZ** acciaio corten grezzo | *untreated corten steel*
**SB** acciaio inox scotch brite | *scotch-brite stainless steel*

## ACV 673.xx

Copertina per gratz con maniglia removibile su kit
AC2624E | AC2625E
AC2683E | AC2684E

*Cover for gratz mechanism on kit*
*AC2624E | AC2625E*
*AC2683E | AC2684E*

**BR** ottone grezzo verniciabile | *paintable untreated brass*
**BB** ottone brunito | *burnished brass*
**SB** acciaio inox scotch brite | *scotch-brite stainless steel*

## ACV 793.xx.D

Martellina per sporgere dx
"VITRUVIO" small
L | tonda | tronca
*RH Cockspur handle*
*"VITRUVIO" small*
*L | round | cut*

## ACV 793.xx.S

Martellina per sporgere sx
"VITRUVIO" small
L | tonda | tronca
*LH Cockspur handle*
*"VITRUVIO" small*
*L | round | cut*



**BR** ottone grezzo verniciabile | *paintable untreated brass*
**BB** ottone brunito | *burnished brass*
**CZ** acciaio corten grezzo | *untreated corten steel*
**SB** acciaio inox scotch brite | *scotch-brite stainless steel*
**IZ** acc. inox grezzo verniciabile | *paintable stainless steel*

## ACV 952.xx

Coppia maniglie per porta
"VITRUVIO" medium
bocchetta rettangolare
L | quadra | tronca

*Double door handlesets*
*"VITRUVIO" medium*
*rectangular escutcheon*
*L | square | cut*



**BR** ottone grezzo verniciabile | *paintable untreated brass*
**BB** ottone brunito | *burnished brass*
**CL** ottone cromo lucido | *polished and chromed brass*
**OL** ottone lucido | *polished brass*
**CZ** acciaio corten grezzo | *untreated corten steel*
**SB** acciaio inox scotch brite | *scotch-brite stainless steel*

## ACV 953.xx

Coppia maniglie per porta
"VITRUVIO" medium
bocchetta rettangolare
L | tonda | tronca

*Double door handlesets*
*"VITRUVIO" medium*
*rectangular escutcheon*
*L | round | cut*



**BR** ottone grezzo verniciabile | *paintable untreated brass*
**BB** ottone brunito | *burnished brass*
**CL** ottone cromo lucido | *polished and chromed brass*
**OL** ottone lucido | *polished brass*

## ACV 954.xx

Coppia maniglie per porta
"VITRUVIO" medium
bocchetta rettangolare
L | tonda | sfera

*Double door handlesets*
*"VITRUVIO" medium*
*rectangular escutcheon*
*L | round | sphere*



**BR** ottone grezzo verniciabile | *paintable untreated brass*
**BB** ottone brunito | *burnished brass*
**CL** ottone cromo lucido | *polished and chromed brass*
**OL** ottone lucido | *polished brass*
**CZ** acciaio corten grezzo | *untreated corten steel*
**SB** acciaio inox scotch brite | *scotch-brite stainless steel*

## ACV 964.xx

Bocchetta copri cilindro a profilo europeo

*Euro cylinder escutcheon plate*

## GE 1011

Guarnizione interna vetro
spessore 4 mm

*Internal weather strip for glazing bead*
*4 mm thick*



## GE 2645TT

Guarnizione di battuta
interna|esterna su profili
PR2843 | PR2863 | PR2862

*Internal/external weather strip with*
*PR2843 | PR2862 | PR2863 profiles*



## GE 2600TT

Guarnizione di battuta
interna su profilo PR2833

*Internal weather strip with PR2833 profile*



## GP 0095

Guarnizione interna vetro
spessore 3mm

*Internal weather strip for glazing bead*
*3 mm thick*

## GE 2603

Guarnizione per giunto aperto
Apertura interna

*Weather strip for open joint*
*Inward opening*



## GU 2036

Piattina adesiva morbida
per fondo giunto esterno vetro
12x4 mm

*Soft adhesive shim for external window joint*
*12x4 mm*



## GE 2606

Guarnizione adesiva esterno
vetro
vedi pg. 5.1.1

*Adhesive weather strip outer window*
*see pg. 5.1.2*

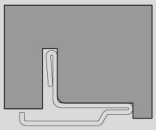

## AT 2038

Ganasce di taglio per
PR2638

*Cutting jaws for*
*PR2638*

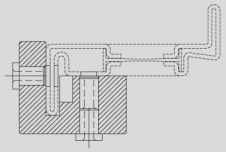

## AT 2823

Maschera per applicazione
cremonese AC2623
Profilo PR2833

*Jig for AC2623 cremone bolt*
*installation*
*PR2833 profile*

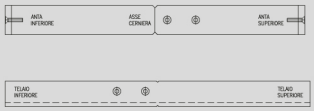


## AT 2629

Maschera per esecuzione
fori fissaggio cerniere
AC2629-AC2630
AC2649-AC2650

*Drill jig for*
*AC2629-AC2630 hinges*
*AC2649-AC2650 hinges*

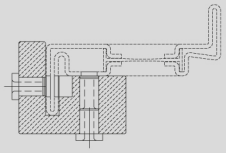

## AT 2824

Maschera per applicazione
cremonese AC2624
Profilo PR2833

*Jig for AC2624 cremone bolt*
*installation*
*PR2833 profile*

## AT 2800

Kit ganasce di taglio

*Kit of cutting jaws for profiles*

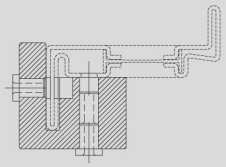

## AT 2825

Maschera per applicazione
cremonese AC2624-AC2625
Profilo PR2843
e aperture esterne

*Jig for AC2624-AC2625*
*cremone bolt installation*
*PR2843 profile*
*and outward opening*

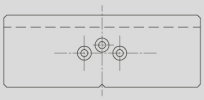

## AT 2818

Maschera per esecuzione fori
per applicazione scarico acqua
AC2618 - AC2618NE

*Drill jig for AC2618 - AC2618NE*
*water drip installation*



## AT 2828

Maschera per esecuzione fori
fissaggio fermavetri

*Drill jig for glazing beads*
*securing*

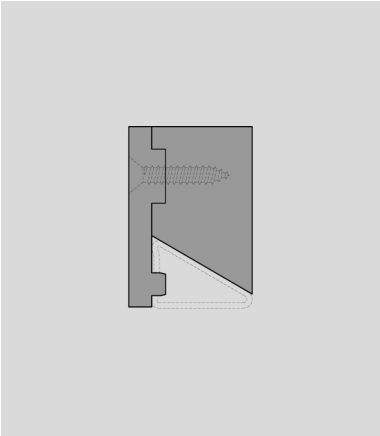

## AT 2829

Ganasce di taglio per
fermavetro PR2629

*Kit of cutting jaws*
*for glazin bead PR2629*

## SA0005.01

Liquido neritore per brunitura
1 kg

*Burnishing liquid*
*1 kg*

## SA0005.10

Liquido neritore per brunitura
10 kg

*Burnishing liquid*
*10 kg*

## SA2002

Spray solvente per rimozione collanti su superfici in acciaio inox

*Solvent adhesive remover spray for stainless steel surfaces*

## SA0070.10

Brunitore per acciaio inox
1 l

*Burnisher for stainless steel*
*1 l*

## SA2031

Liquido deumidificante vetri

*Glass dehumidifying liquid*

## SA1024

Nastro adesivo protettivo per verniciatura
24 mm

*Adhesive tape for painting*
*24 mm*

## SA2032

Primer di adesione per profili verniciati

*Adhesion primer for painted profiles*

## SA2001

Spray detergente antimpronta per superfici in acciaio inox

*Anti-fingerprint detergent spray for stainless steel surfaces*

## SA2033

Liquido di adesione per materiale plastico

*Adhesion liquid for plastic*

## SA3001

Acido per ossidazione corten
1 l

*Oxidising acid for corten*
*1 l*

## SL0019

Sigillante a freddo per giunzione angoli e traversi
1 kg

*Cold sealant for corner and transom joints*
*1 kg*




## SA3002.05

Passivante per ossidazione corten
5 kg

*Passivating agent for corten*
*5 kg*

## SA3002.25

Passivante per ossidazione corten
25 kg

*Passivating agent for corten*
*25 kg*

## SL0021

Silicone nero per guarnizioni

*Black silicone for gaskets*

## SA3003

Cera d'api per finitura corten
5 kg

*Beeswax for Corten finishing*
*5 kg*

## SA3004

Cera d'api liquida per finitura brunita di ottone e acciaio inox
5 l

*Liquid beeswax for burnished brass and stainless steel finishing*
*5 l*

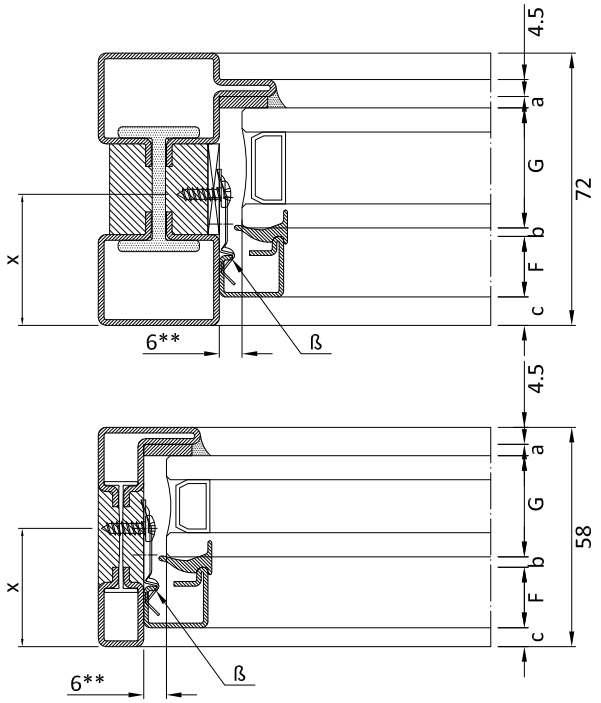


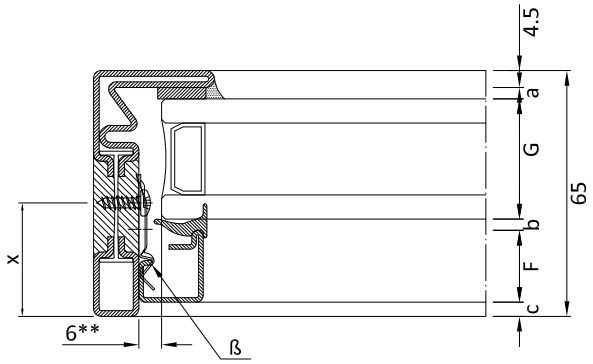


| F | G | | | Guarnizioni - *gasket* | | | | | | | | | |
|---|---|---|---|---|---|---|---|---|---|---|---|---|---|
| fermavetro *glazing beads* | spessore vetro *glass thickness* | | | GU2036 3 mm + sigillatura *+ seal* | GP0095 2 / 3 mm | asse fissaggio viti fermavetro *glazing beads securing axis* | | | rientro fermavetro *glazing beads gap* | | | clips fissaggio fermavetro *glazing beads securing clips* |
| | mm | | | | | x | | | c | | | |
| codice *code* | Fisso 72 *Fix 72* | Fisso 65 *Fix 65* | Fisso 58 *Fix 58* | a | b | Fisso 72 *Fix 72* | Fisso 65 *Fix 65* | Fisso 58 *Fix 58* | Fisso 72 *Fix 72* | Fisso 65 *Fix 65* | Fisso 58 *Fix 58* | ß |
| 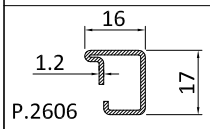 P.2606 | 24 - 39 | 24 - 39 | 24 - 32 | 3 | 3 | 34 * - 26 | 34 * - 26 | 27 * - 26 | 15 - 0 | 15 - 0 | 8 - 0 | AC2608 |
| 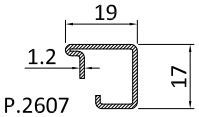 P.2607 | 24 - 36 | 24 - 36 | 24 - 29 | | | 31 * - 26 | 31 * - 26 | 24 * - 26 | 12 - 0 | 12 - 0 | 5 - 0 | AC2608 |
| 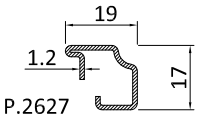 P.2627 | 24 - 36 | 24 - 36 | 24 - 29 | | | 31 * - 26 | 31 * - 26 | 24 * - 26 | 12 - 0 | 12 - 0 | 5 - 0 | AC2608 |
| 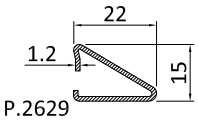 P.2629 | 24 - 33 | 28 - 33 | 24 - 25 | | | 39 * - 37 | 35 * - 30 * | 32 * - 30 * | 9 - 0 | 5 - 0 | 2 - 0 | AC2608 |
| 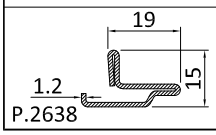 P.2638 | 24 - 35 | 31 - 35 | 24 - 28 | | | 45 * - 34 * | 38 * - 34 * | 45 - 34 * | 11 - 0 | 2 - 0 | 4 - 0 | AC2608 |

** 7 mm per P.2638
** *7 mm for P.2638*

* fissare tramite il primo foro della clip
* *screw in the upper hole of the clip*

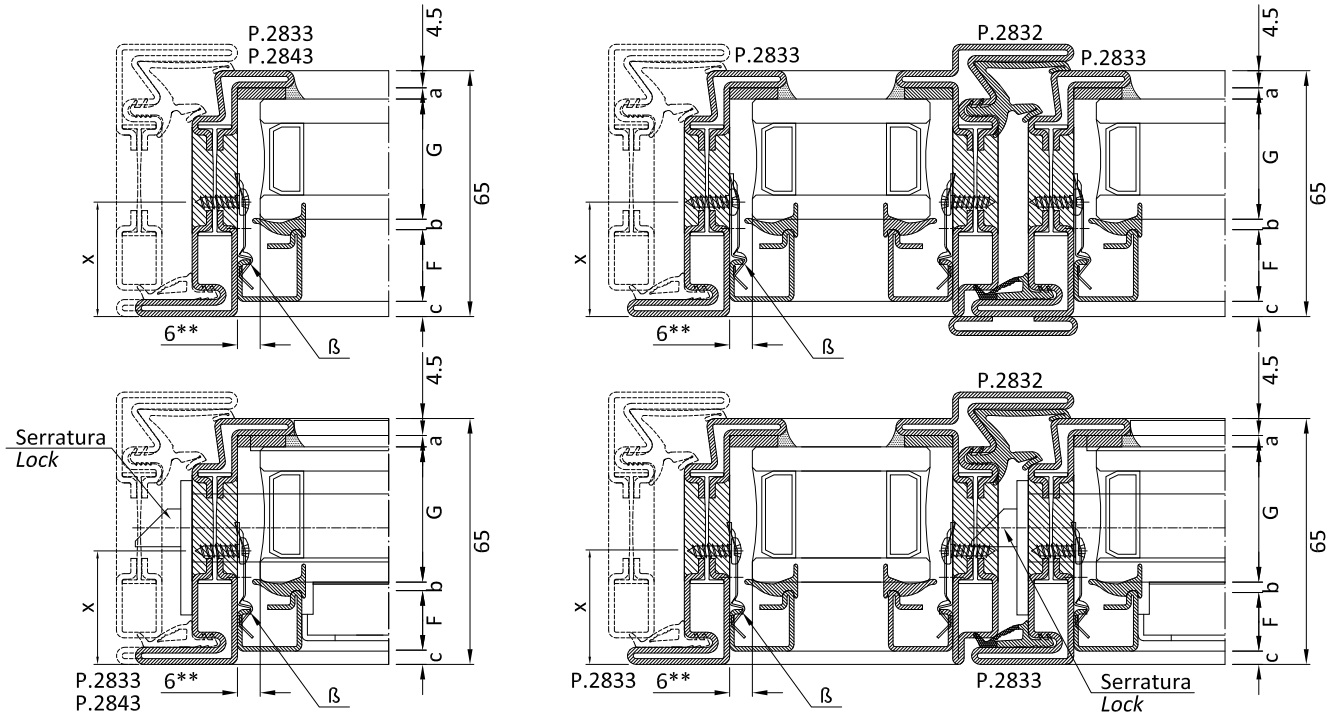


| F | G | Guarnizioni - *gasket* | | | | |
|---|---|---|---|---|---|---|
| fermavetro *glazing beads* | spessore vetro *glass thickness* | GU2036 3 mm + sigillatura *+ seal* | GP0095 2 / 3 mm | asse fissaggio viti fermavetro *glazing beads securing axis* | rientro fermavetro *glazing beads gap* | clips fissaggio fermavetro *glazing beads securing clips* |
| codice *code* | mm | a | b | x | c | ß |
| 16 / 1.2 / 17 P.2606 | 24 - 35 | 3 | 3 | 34 * - 30 | 15 - 4 | AC2608 |
| 19 / 1.2 / 17 P.2607 | 24 - 32 | | | 31 * - 30 | 12 - 4 | AC2608 |
| 19 / 1.2 / 17 P.2627 | 24 - 32 | | | 31 * - 30 | 12 - 4 | AC2608 |
| 22 / 1.2 / 15 P.2629 | 24 - 33 | | | 39 * - 37 | 9 - 0 | AC2608 |
| 19 / 1.2 / 15 P.2638 | 27 - 35 | | | 42 * - 34 * | 8 - 0 | AC2608 |

NOTA: Con serrature AC2693-AC2694
non utilizzare vetri con spessore inferiore a 32 mm
*ATTN: With locks AC2693 - AC2694*
*do not use glass thickness < 32 mm*

* fissare tramite il primo foro della clip
* *screw in the upper hole of the clip*

** 7 mm per P.2638
*** 7 mm for P.2638*

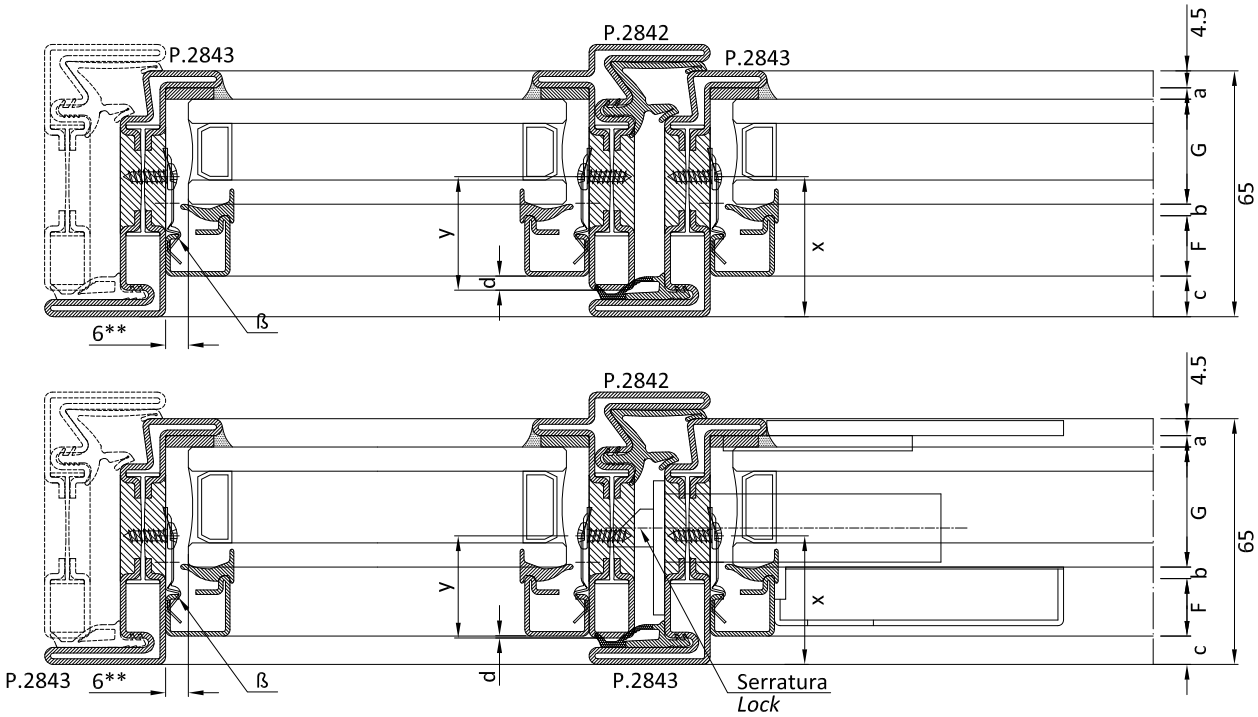


| F | G | Guarnizioni - *gasket* | | | | | | |
|---|---|---|---|---|---|---|---|---|
| fermavetro *glazing beads* | spessore vetro *glass thickness* | GU2036 3 mm + sigillatura *+ seal* | GP0095 2 / 3 mm | asse fissaggio viti fermavetro *glazing beads securing axis* | | rientro fermavetro *glazing beads gap* | | clips fissaggio fermavetro *glazing beads securing clips* |
| codice *code* | mm | a | b | x | y | c | d | ß |
| 16 / 1.2 / 17 P.2606 | 24 - 32 | 3 | 3 | 34 * - 33 | 27 * - 26 | 15 - 7 | 8 - 0 | AC2608 |
| 19 / 1.2 / 17 P.2607 | 24 - 29 | | | 38 - 33 | 31 - 26 | 12 - 7 | 5 - 0 | AC2608 |
| 19 / 1.2 / 17 P.2627 | 24 - 29 | | | 38 - 33 | 31 - 26 | 12 - 7 | 5 - 0 | AC2608 |
| 22 / 1.2 / 15 P.2629 | 24 - 25 | | | 39 * - 37 * | 32 * - 30 * | 9 - 7 | 2 - 0 | AC2608 |
| 19 / 1.2 / 15 P.2638 | 27 - 28 | | | 42 * - 41 * | 35 * - 34 * | 8 - 7 | 1 - 0 | AC2608 |

NOTA: Con serrature AC2693-AC2694
non utilizzare vetri con spessore inferiore a 32 mm
*ATTN: With locks AC2693 - AC2694*
*do not use glass thickness < 32 mm*

* fissare tramite il primo foro della clip
* *screw in the upper hole of the clip*

** 7 mm per P.2638
*** 7 mm for P.2638*

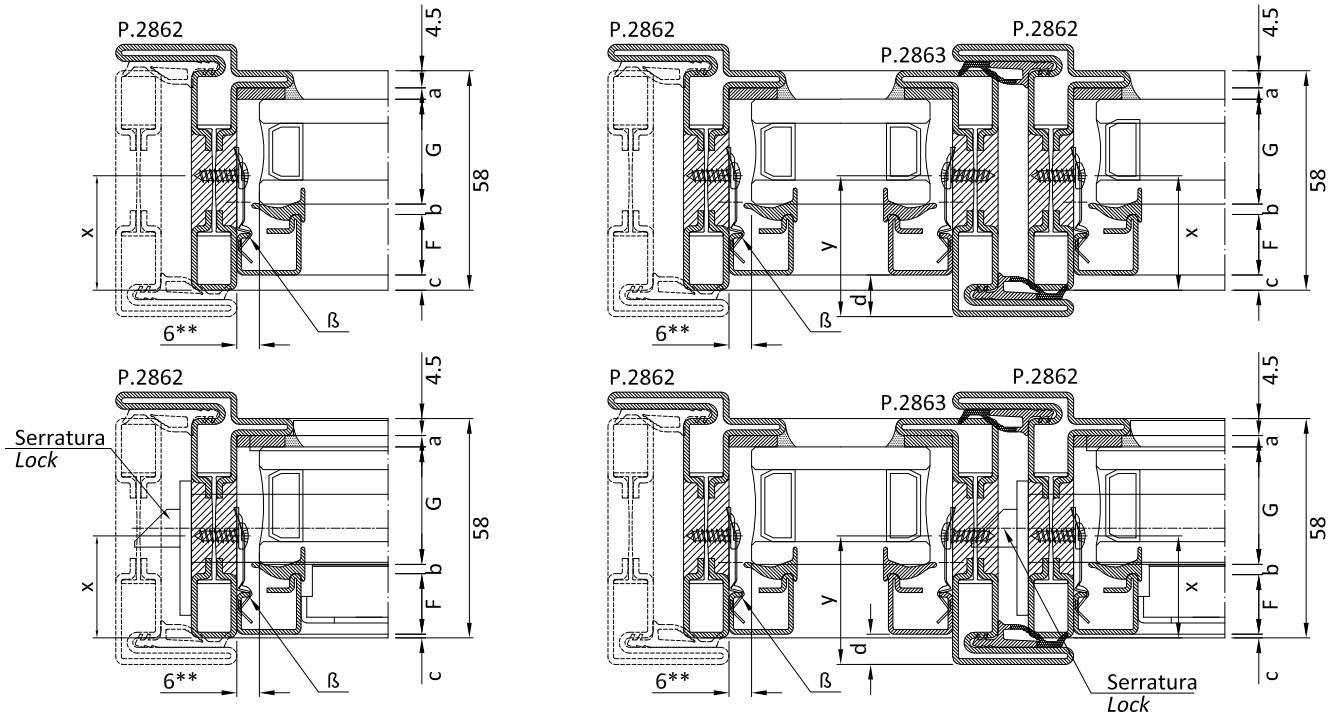


| F | G | Guarnizioni - *gasket* | | | | | | |
|---|---|---|---|---|---|---|---|---|
| fermavetro *glazing beads* | spessore vetro *glass thickness* | GU2036 3 mm + sigillatura *+ seal* | GP0095 2 / 3 mm | asse fissaggio viti fermavetro *glazing beads securing axis* | | rientro fermavetro *glazing beads gap* | | clips fissaggio fermavetro *glazing beads securing clips* |
| codice *code* | mm | a | b | x | y | c | d | ß |
| 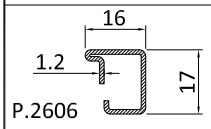 P.2606 | 24 - 32 | 3 | 3 | 27 * - 26 | 34 * - 33 | 8 - 0 | 15 - 7 | AC2608 |
| 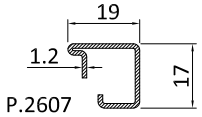 P.2607 | 24 - 29 | | | 31 - 26 | 38 - 33 | 5 - 0 | 12 - 7 | AC2608 |
| 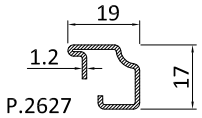 P.2627 | 24 - 29 | | | 31 - 26 | 38 - 33 | 5 - 0 | 12 - 7 | AC2608 |
| 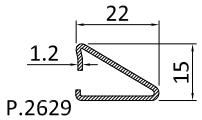 P.2629 | 24 - 25 | | | 32 * - 30 * | 39 * - 37 * | 2 - 0 | 9 - 7 | AC2608 |
| 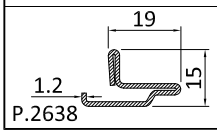 P.2638 | 27 - 28 | | | 35 * - 34 * | 42 * - 41 * | 1 - 0 | 8 - 7 | AC2608 |

NOTA: Con serrature AC2693-AC2694
non utilizzare vetri con spessore inferiore a 32 mm
*ATTN: With locks AC2693 - AC2694*
*do not use glass thickness < 32 mm*

* fissare tramite il primo foro della clip
* *screw in the upper hole of the clip*

** 7 mm per P.2638
*** 7 mm for P.2638*

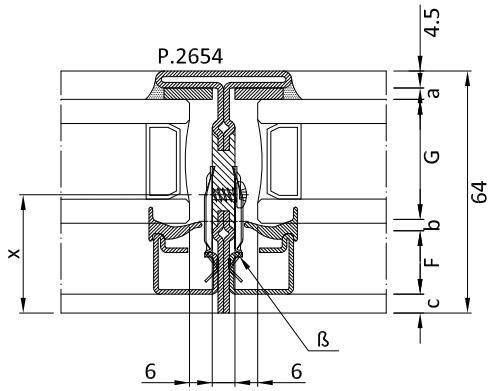


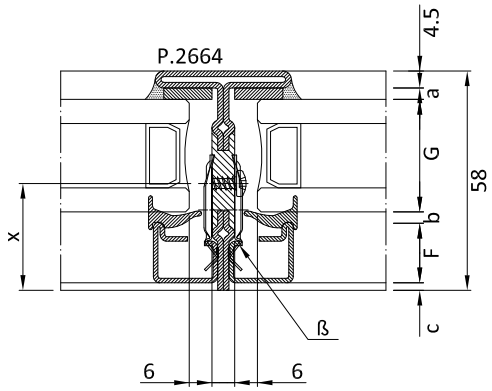


| F | G | | Guarnizioni - *gasket* | | | | | | |
|---|---|---|---|---|---|---|---|---|---|
| fermavetro *glazing beads* | spessore vetro *glass thickness* | | GU2036 3 mm + sigillatura *+ seal* | GP0095 2 / 3 mm | asse fissaggio viti fermavetro *glazing beads securing axis* | | rientro fermavetro *glazing beads gap* | | clips fissaggio fermavetro *glazing beads securing clips* |
| codice *code* | mm | | a | b | x | | c | | ß |
| | P2654 | P2664 | | | P2654 | P2664 | P2654 | P2664 | |
| 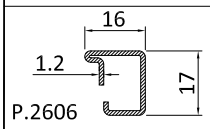  | 30 - 35 | 35 - 32 | 3 | 3 | 34 - 29 | 28 - 26 | 8 - 3 | 2 - 0 | AC2609 |
| 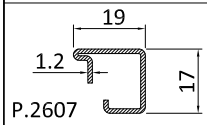  | 27 - 32 | 27 - 29 | | | 34 - 29 | 28 - 26 | 8 - 3 | 2 - 0 | AC2609 |
| 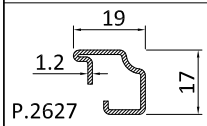  | 27 - 32 | 27 - 29 | | | 34 - 29 | 28 - 26 | 8 - 3 | 2 - 0 | AC2609 |
| 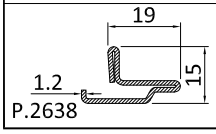  | 27 - 34 | 28 - - | | | 41 * - 41 | 35 * | 7 0 | 0 | AC2608 |

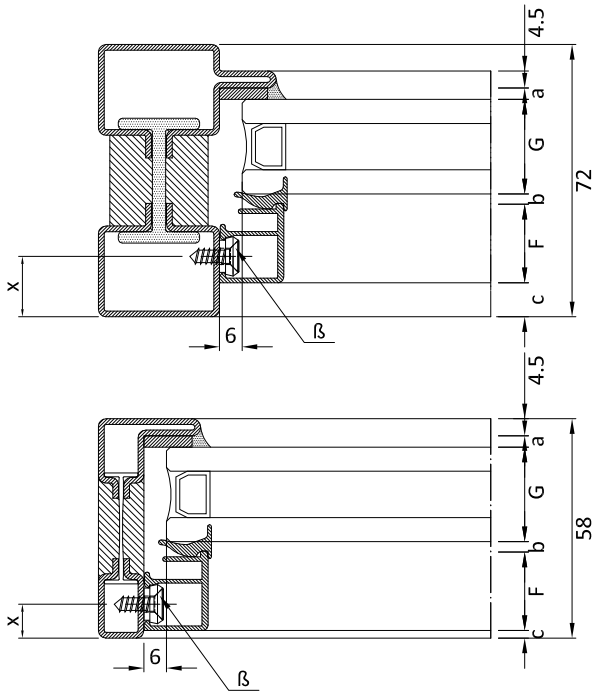


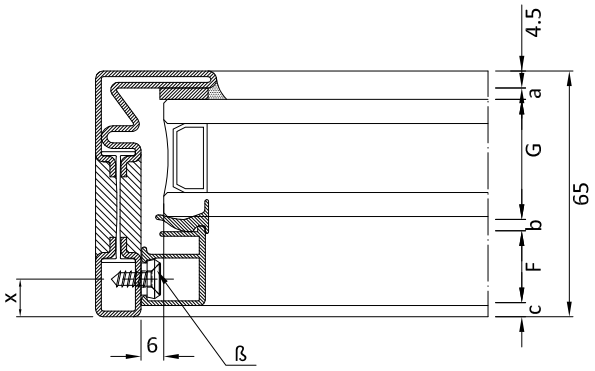


| F | G | | | Guarnizioni - *gasket* | | | | | | | | | |
|---|---|---|---|---|---|---|---|---|---|---|---|---|---|
| fermavetro *glazing beads* | spessore vetro *glass thickness* | | | GU2036 3 mm + sigillatura *+ seal* | GP0095 2 / 3 mm | asse fissaggio viti fermavetro *glazing beads securing axis* | | | rientro fermavetro *glazing beads gap* | | | boccole e viti fissaggio fermavetro *Bushing and screws for fixing of glazing bead* |
| | mm | | | | | x | | | c | | | |
| codice *code* | Fisso 72 *Fix 72* | Fisso 65 *Fix 65* | Fisso 58 *Fix 58* | a | b | Fisso 72 *Fix 72* | Fisso 65 *Fix 65* | Fisso 58 *Fix 58* | Fisso 72 *Fix 72* | Fisso 65 *Fix 65* | Fisso 58 *Fix 58* | ß |
| 15.5 / 17 PA2606 | 26 - 39 | 33 - 39 | 26 - 32 | 3 | 3 | 20 - 7 | 13 - 7 | 13 - 7 | 13 - 0 | 6 - 0 | 6 - 0 | CV1023(i) CV5012(i) |
| 21 / 1.2 / 17 PA2607 | 23 - 34 | 28 - 34 | 22 - 27 | | | 18 - 7 | 13 - 7 | 13 - 7 | 11 - 0 | 6 - 0 | 6 - 0 | CV1023(i) CV5012(i) |
| 27 / 1.2 / 17 PA2608 | 22 - 28 | 22 - 28 | -- | | | 13 - 7 | 13 - 7 | -- | 11 - 0 | 6 - 0 | -- | CV1023(i) CV5012(i) |

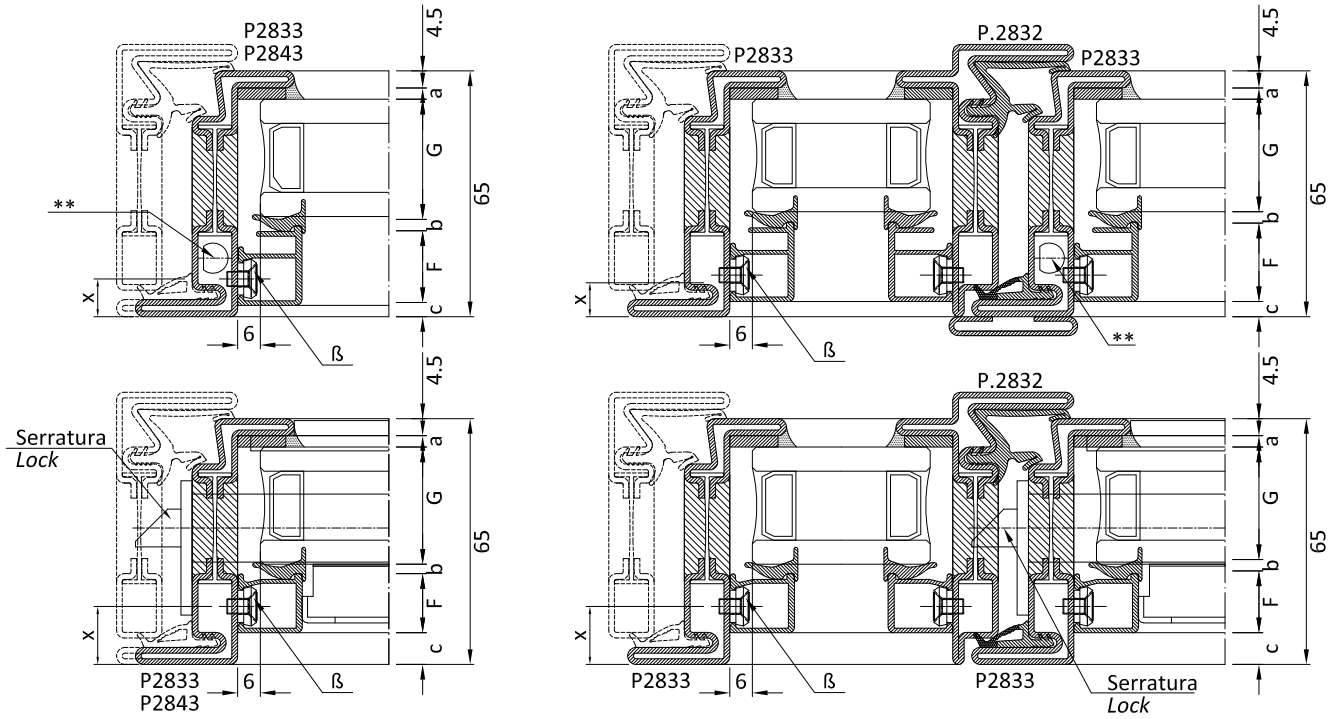


| F | G | Guarnizioni - *gasket* | | | | |
|---|---|---|---|---|---|---|
| fermavetro *glazing beads* | spessore vetro *glass thickness* | GU2036 3 mm + sigillatura *+ seal* | GP0095 2 / 3 mm | asse fissaggio viti fermavetro *glazing beads securing axis* | rientro fermavetro *glazing beads gap* | boccole e viti fissaggio fermavetro *Bushing and screws for fixing of glazing bead* |
| codice *code* | mm | a | b | x | c | ß |
| 15.5 / 17 PA2606 | 27 - 35 | 3 | 3 | 19 - 11 | 12 - 4 | CV1243(i) CV5012(i) |
| 21 / 1.2 / 17 PA2607 | 22 - 30 | | | 19 - 11 | 12 - 4 | CV1243(i) CV5012(i) |
| 27 / 1.2 / 17 PA2608 | 22 - 24 | | | 13 - 11 | 6 - 4 | CV1243(i) CV5012(i) |

** Fare attenzione al fissaggio fermavetro in prossimità kit cremonese - vedi pg. 2.8.11
*** Pay attention fixing the screw near cremone set - see pg. 2.8.11*

NOTA: Con serrature AC2693-AC2694
non utilizzare vetri con spessore inferiore a 32 mm
*ATTN: With locks AC2693 - AC2694*
*do not use glass thickness < 32 mm*

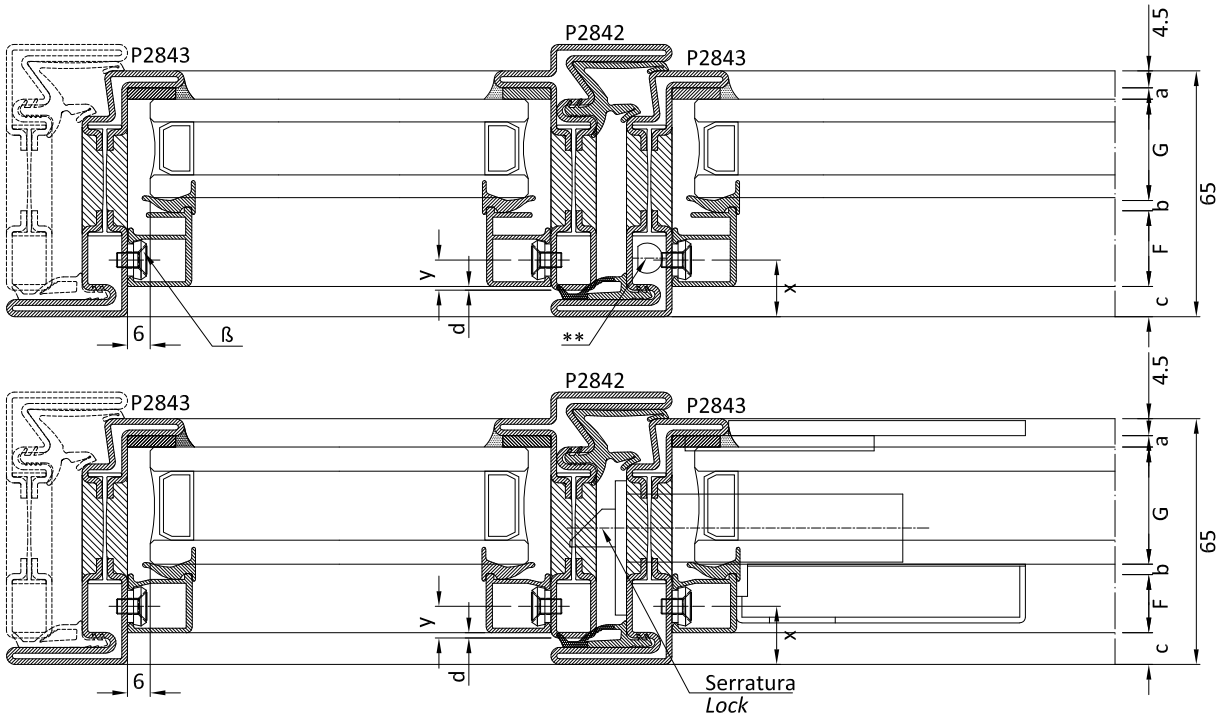


| F | G | Guarnizioni - *gasket* | | | | | | |
|---|---|---|---|---|---|---|---|---|
| fermavetro *glazing beads* | spessore vetro *glass thickness* | GU2036 3 mm + sigillatura *+ seal* | GP0095 2 / 3 mm | asse fissaggio viti fermavetro *glazing beads securing axis* | | rientro fermavetro *glazing beads gap* | | boccole e viti fissaggio fermavetro *Bushing and screws for fixing of glazing bead* |
| codice *code* | mm | a | b | x | y | c | d | ß |
| PA2606 (15.5 / 17) | 28 - 32 | 3 | 3 | 18 - 14 | 11 - 7 | 11 - 7 | 4 - 0 | CV1243(i) CV5012(i) |
| PA2607 (21 / 1.2 / 17) | 23 - 27 | | | 18 - 14 | 11 - 7 | 10 - 7 | 4 - 0 | CV1243(i) CV5012(i) |
| PA2608 (27 / 1.2 / 17) | 21 | | | 14 | 7 | 7 | 0 | CV1243(i) CV5012(i) |

** Fare attenzione al fissaggio fermavetro in prossimità kit cremonese - vedi pg. 2.8.11
*** Pay attention fixing the screw near cremone set - see pg. 2.8.11*

NOTA: Con serrature AC2693-AC2694
non utilizzare vetri con spessore inferiore a 32 mm
*ATTN: With locks AC2693 - AC2694*
*do not use glass thickness < 32 mm*

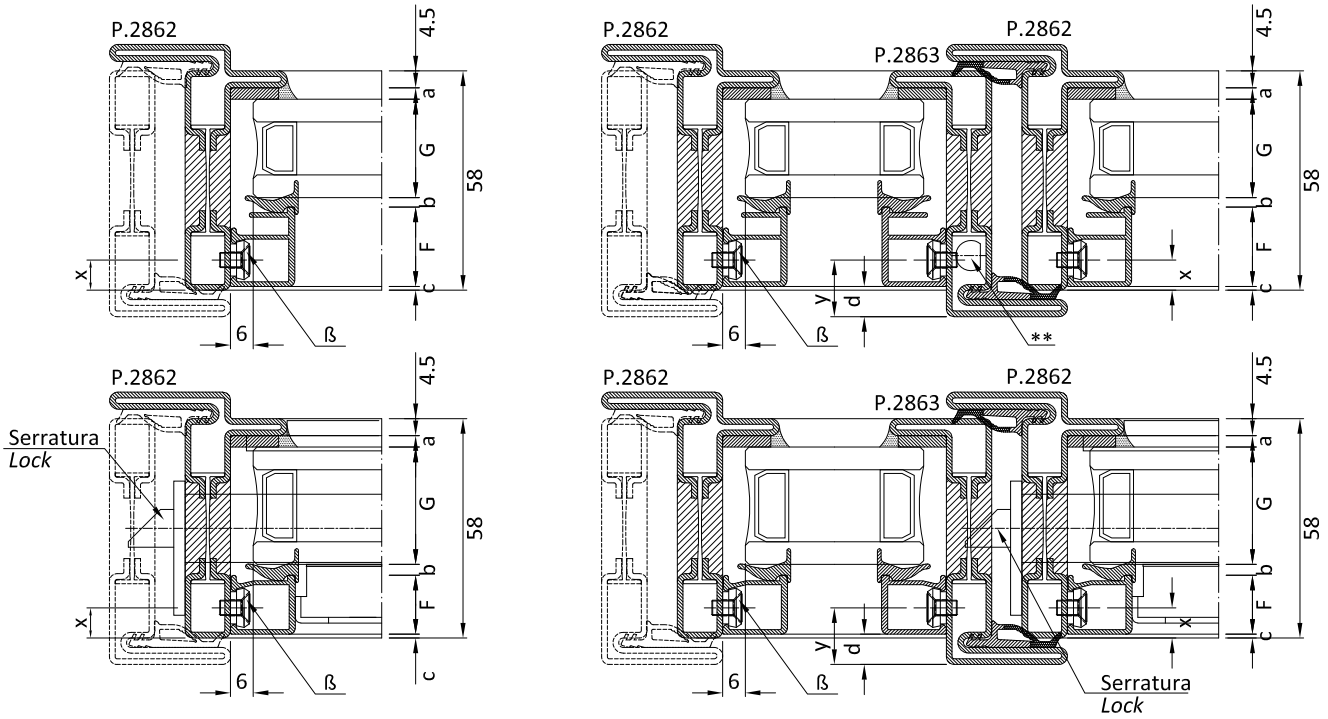


| F | G | Guarnizioni - *gasket* | | | | | | |
|---|---|---|---|---|---|---|---|---|
| fermavetro *glazing beads* | spessore vetro *glass thickness* | GU2036 3 mm + sigillatura *+ seal* | GP0095 2 / 3 mm | asse fissaggio viti fermavetro *glazing beads securing axis* | | rientro fermavetro *glazing beads gap* | | boccole e viti fissaggio fermavetro *Bushing and screws for fixing of glazing bead* |
| codice *code* | mm | a | b | x | y | c | d | ß |
| 15.5 / 17 PA2606 | 28 - 32 | 3 | 3 | 11 - 7 | 18 - 14 | 4 - 0 | 11 - 7 | CV1243(i) CV5012(i) |
| 21 / 1.2 / 17 PA2607 | 23 - 27 | | | 11 - 7 | 18 - 14 | 4 - 0 | 11 - 7 | CV1243(i) CV5012(i) |
| 27 / 1.2 / 17 PA2608 | 21 | | | 7 | 14 | 0 | 7 | CV1243(i) CV5012(i) |

** Fare attenzione al fissaggio fermavetro in prossimità kit cremonese - vedi pg. 2.8.11
*** Pay attention fixing the screw near cremone set - see pg. 2.8.11*

NOTA: Con serrature AC2693-AC2694
non utilizzare vetri con spessore inferiore a 32 mm
*ATTN: With locks AC2693 - AC2694*
*do not use glass thickness < 32 mm*

Fissaggio fermavetri P.2606 - P.2607 - P.2627 - P.2629: clip AC2608/AC2609 con vite TC 3.5 x 9.5 (non fornite)
*Glazing beads fixing P.2606 - P.2607 - P.2627 - P.2629: clip AC2608 /AC2609 with screw TC 3.5 x 9.5 (not included)*

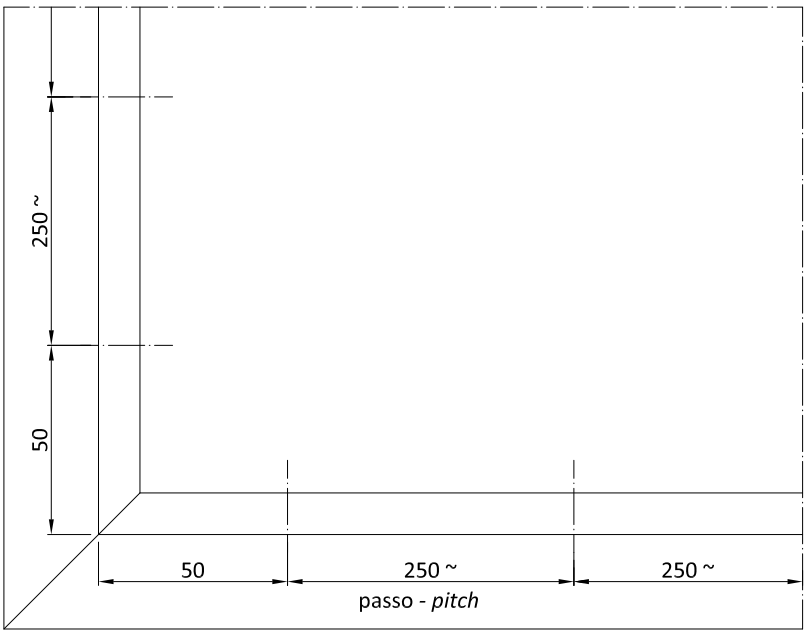


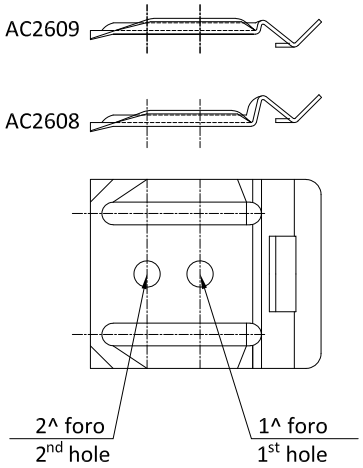


Passo clips fissaggio fermavetri
*Clip pitch for glazing beads securing*

Fissaggio fermavetri PA2607 - PA2608: profili telaio vite CV1023(I) TPS 4,2 x 13 e boccola CV5012(I)
Profili anta vite CV1243(I) TPS M4 x 8 e boccola CV5012(I).

*Glazing bead fixing PA2607 - PA2608: frame profile screw CV1023(I) TPS 4,2 x 13 and bushing CV5012(I)*
*Leaf profile screw CV1243(I) TPS M4 x 8 M4 x 8 and bushing CV5012(I).*

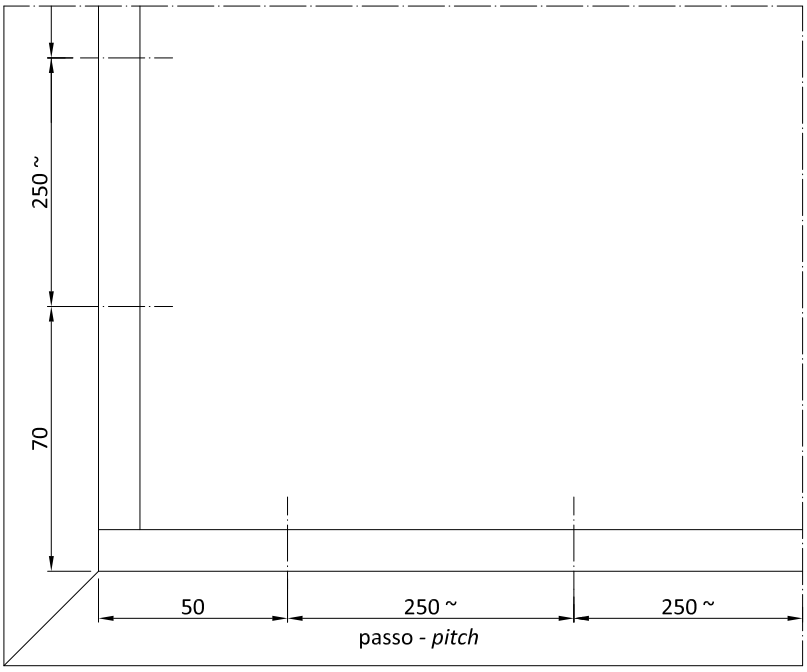


Passo vite e boccola fissaggio fermavetri
*Screw and bushing pitch for glazing beads fixing*

Boccole fissaggio fermavetri in alluminio
*Bushing fixing for alluminium glazing beads*

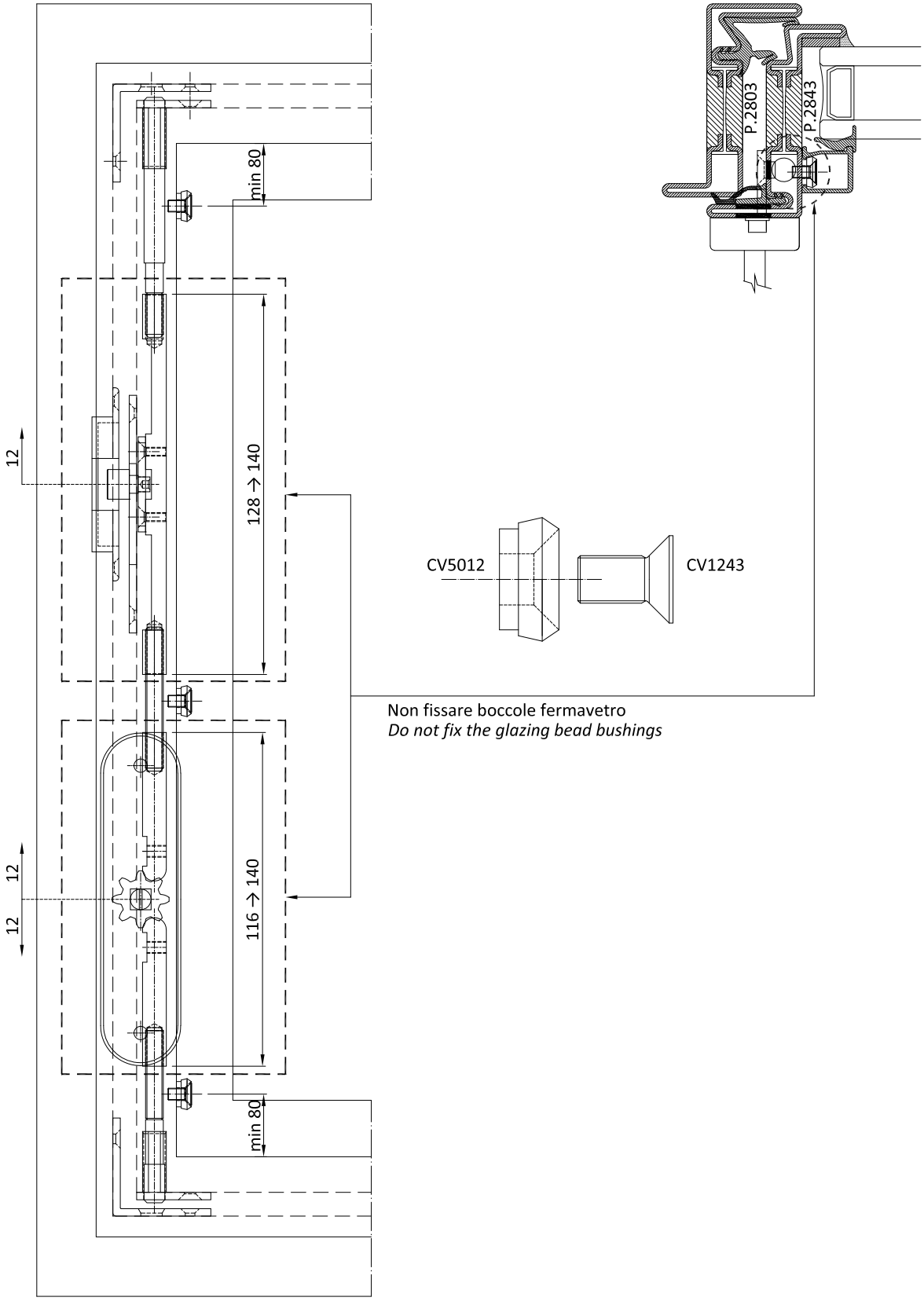

P.2638

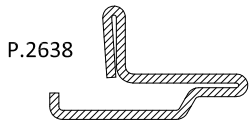

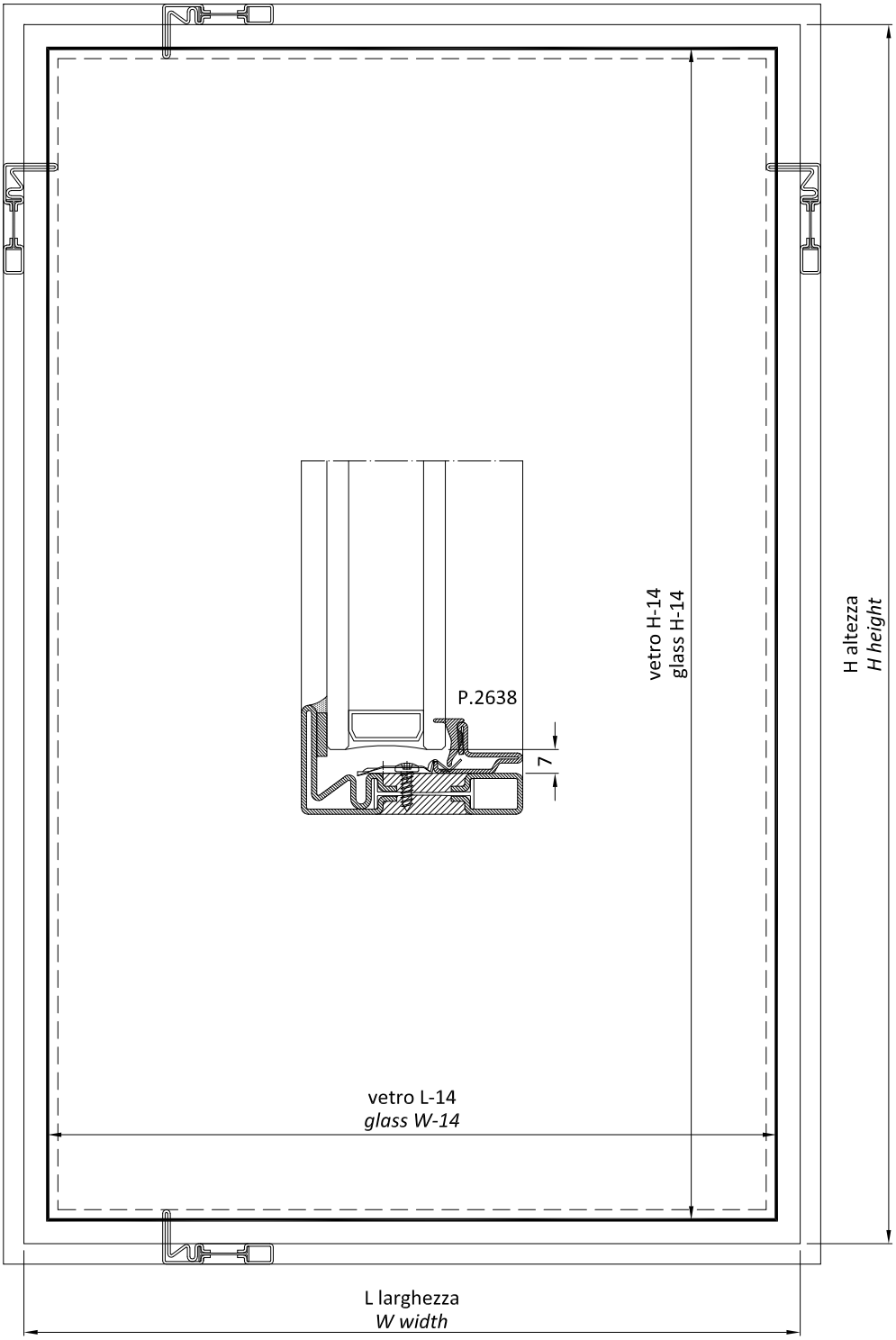
P.2638
7
vetro H-14
glass H-14
H altezza
*H height*
vetro L-14
*glass W-14*
L larghezza
*W width*

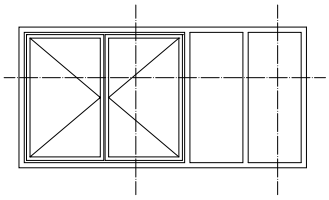



Tipologia
apribile a due ante con fissi laterali
**apertura interna**
posa in luce

*Type*
*double leaf window with fixed light*
***inward opening***
*laying middle wall*

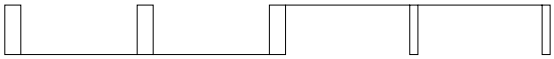

**Sistema 1**
sezioni minimizzate
vetri non complanari
aperture in evidenza nel prospetto

***System 1***
*minimised sections*
*non-flush glasses*
*visible openings on the facade*

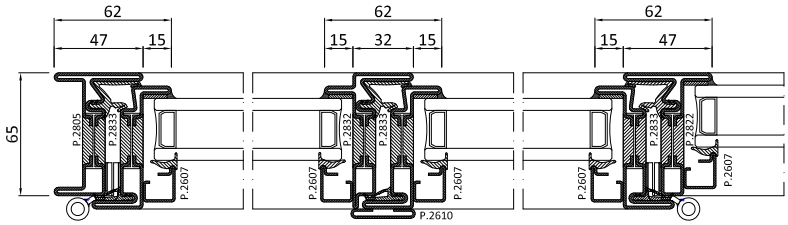


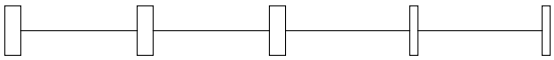

**Sistema 1.1**
sezioni minimizzate
vetri complanari
aperture in evidenza nel prospetto

***System 1.1***
*minimised sections*
*flush glasses*
*visible openings on the facade*

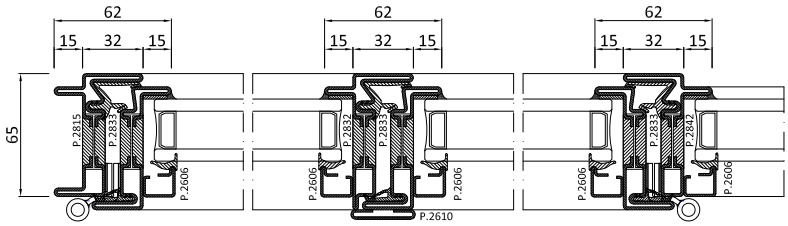


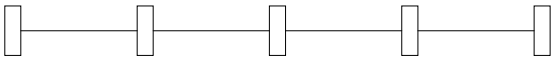

**Sistema 2**
sezioni congruenti
vetri complanari
aperture non distinguibili nel prospetto

***System 2***
*congruent sections*
*flush glasses*
*invisible openings on the facade*

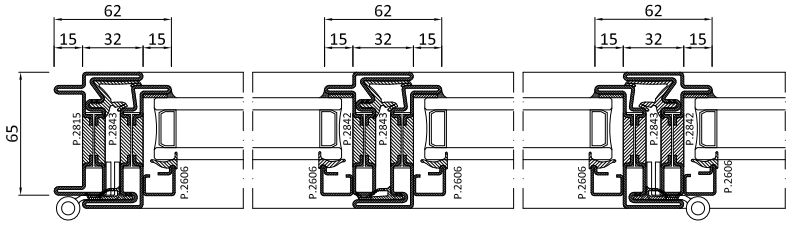

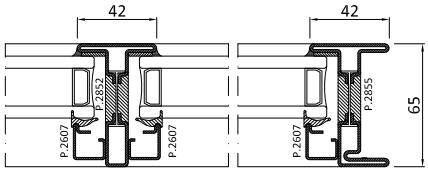
42
42
P.2852
P.2607
P.2607
P.2855
P.2607
65

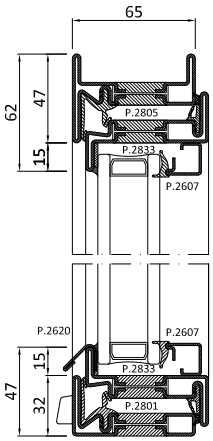
65
62
47
15
P.2805
P.2833
P.2607
P.2620
P.2607
15
P.2833
47
32
P.2801

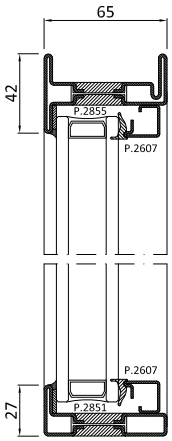
65
42
P.2855
P.2607
P.2607
27
P.2851

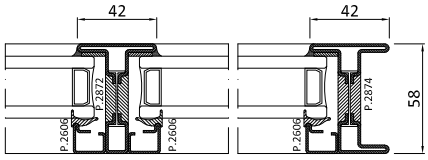
42
42
P.2872
P.2606
P.2606
P.2874
P.2606
58

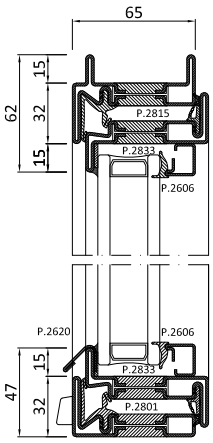
65
62
15
32
15
P.2815
P.2833
P.2606
P.2620
P.2606
15
P.2833
47
32
P.2801

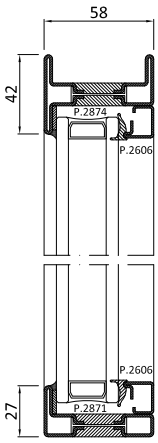
58
42
P.2874
P.2606
P.2606
27
P.2871

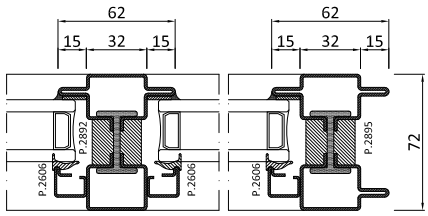
62
15
32
15
62
15
32
15
P.2892
P.2606
P.2606
P.2895
P.2606
72

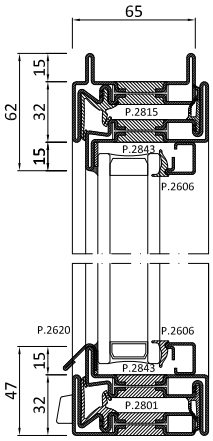
65
62
15
32
15
P.2815
P.2843
P.2606
P.2620
P.2606
15
P.2843
47
32
P.2801

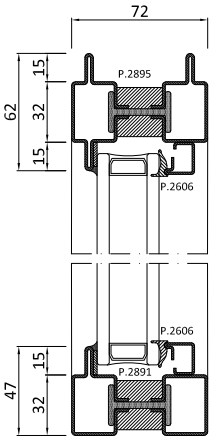
72
62
15
32
15
P.2895
P.2606
P.2606
15
P.2891
47
32

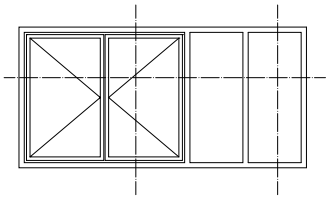

Tipologia
apribile a due ante con fissi laterali
**apertura interna**
posa interno muro

*Type*
*double leaf window with fixed light*
***inward opening***
*laying internal wall*

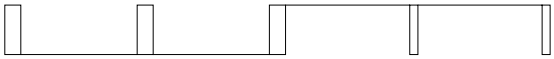

**Sistema 1**
sezioni minimizzate
vetri non complanari
aperture in evidenza nel prospetto

***System 1***
*minimised sections*
*non-flush glasses*
*visible openings on the facade*

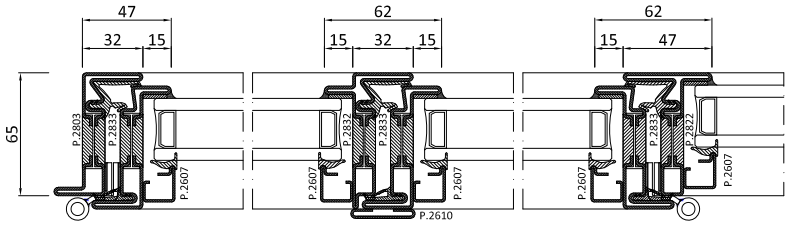


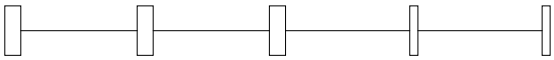

**Sistema 1.1**
sezioni minimizzate
vetri complanari
aperture in evidenza nel prospetto

***System 1.1***
*minimised sections*
*flush glasses*
*visible openings on the facade*

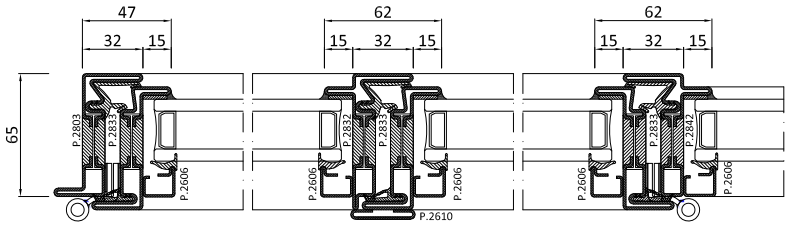


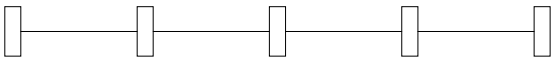

**Sistema 2**
sezioni congruenti
vetri complanari
aperture non distinguibili nel prospetto

***System 2***
*congruent sections*
*flush glasses*
*invisible openings on the facade*

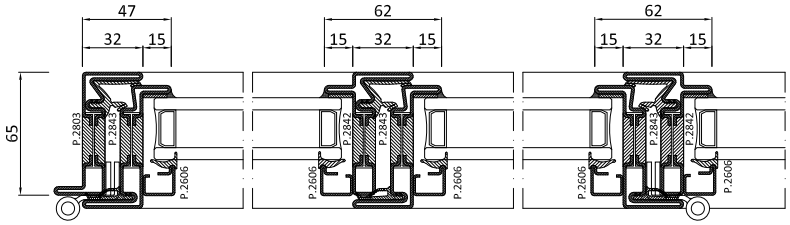

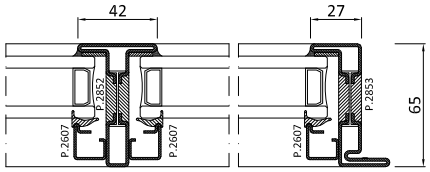
42
27
P.2852
P.2853
P.2607
P.2607
P.2607
65

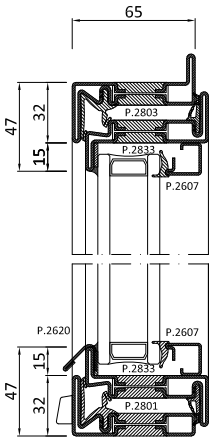
65
47
32
15
P.2803
P.2833
P.2607
P.2620
P.2607
P.2833
P.2801

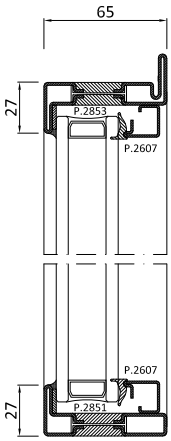
65
27
P.2853
P.2607
P.2607
P.2851
27

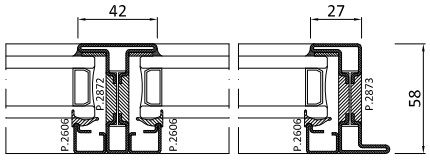
42
27
P.2872
P.2873
P.2606
P.2606
P.2606
58

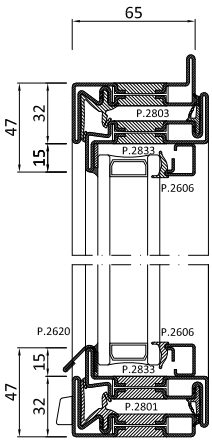
65
47
32
15
P.2803
P.2833
P.2606
P.2620
P.2606
P.2833
P.2801

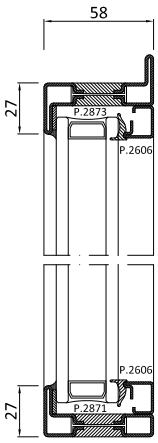
58
27
P.2873
P.2606
P.2606
P.2871
27

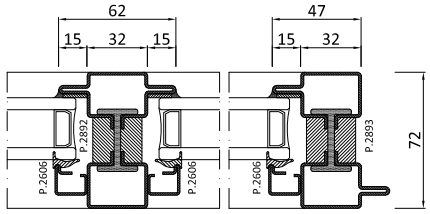
62
15
32
15
47
15
32
P.2892
P.2893
P.2606
P.2606
P.2606
72

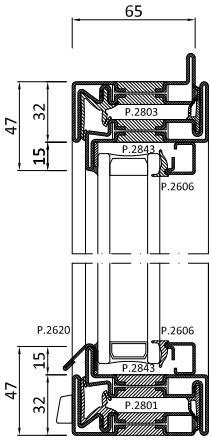
65
47
32
15
P.2803
P.2843
P.2606
P.2620
P.2606
P.2843
P.2801

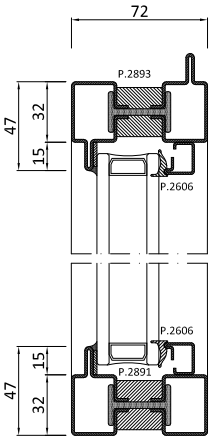
72
P.2893
47
32
15
P.2606
P.2606
P.2891

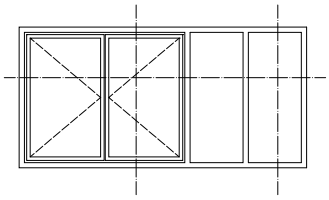



Tipologia
apribile a due ante con fissi laterali
**apertura esterna**
posa in luce

*Type*
*double leaf window with fixed light*
***outward opening***
*laying middle wall*

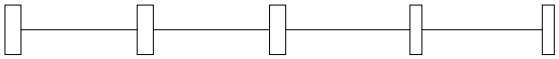

**Sistema 1**
sezioni minimizzate
vetri complanari
aperture in evidenza nel prospetto

***System 1***
*minimised sections*
*flush glasses*
*visible openings on the facade*

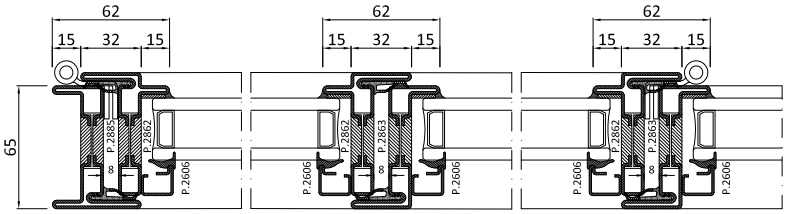


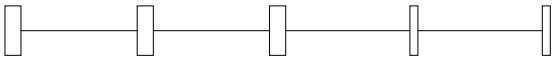

**Sistema 1.1**
sezioni minimizzate
vetri complanari
aperture in evidenza nel prospetto

***System 1.1***
*minimised sections*
*flush glasses*
*visible openings on the facade*

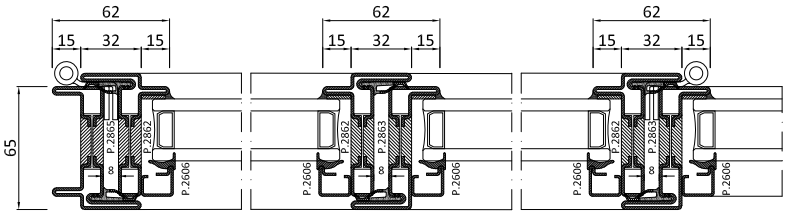


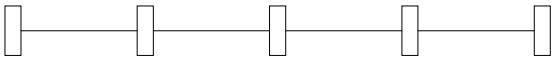

**Sistema 2**
sezioni congruenti
vetri complanari
aperture non distinguibili nel prospetto

***System 2***
*congruent sections*
*flush glasses*
*invisible openings on the facade*

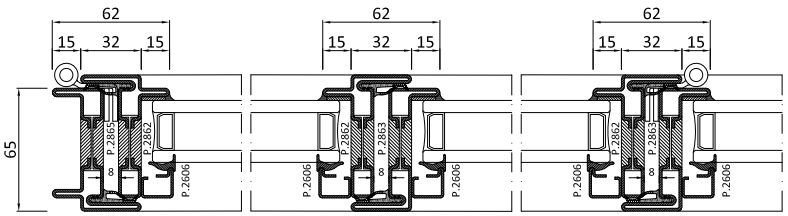

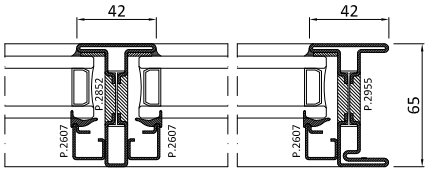
42
42
P.2852
P.2955
P.2607
P.2607
P.2607
P.2607
65

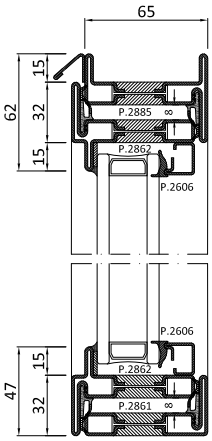
65
62
15
32
15
P.2885
P.2862
P.2606
P.2606
P.2862
P.2861
47
15
32

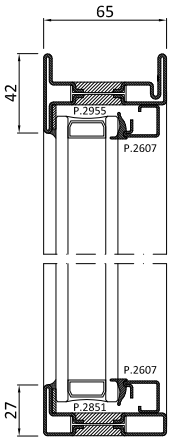
65
42
P.2955
P.2607
P.2607
P.2851
27

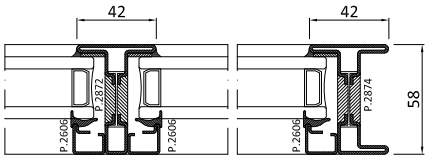
42
42
P.2872
P.2874
P.2606
P.2606
P.2606
P.2606
58

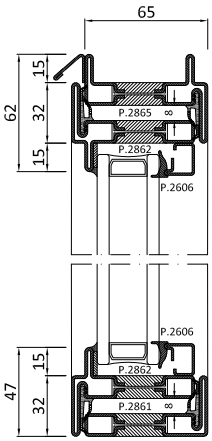
65
62
15
32
15
P.2865
P.2862
P.2606
P.2606
P.2862
P.2861
47
15
32

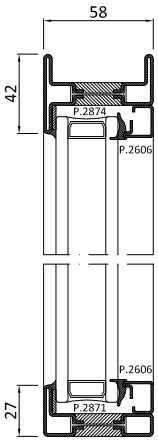
58
42
P.2874
P.2606
P.2606
P.2871
27

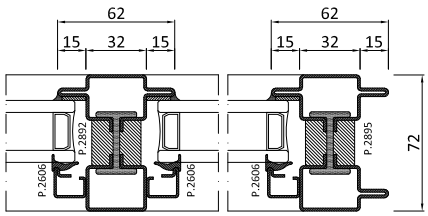
62
15
32
15
62
15
32
15
P.2892
P.2895
P.2606
P.2606
P.2606
P.2606
72

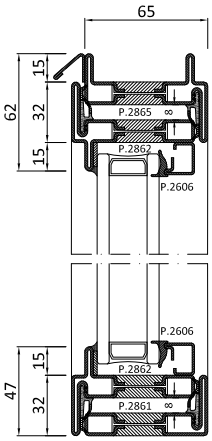
65
62
15
32
15
P.2865
P.2862
P.2606
P.2606
P.2862
P.2861
47
15
32

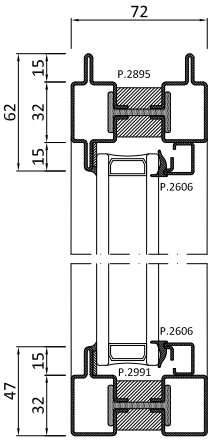
72
62
15
32
15
P.2895
P.2606
P.2606
P.2991
47
15
32

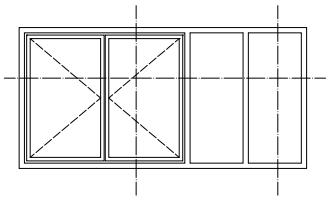

Tipologia
apribile a due ante con fissi laterali
**apertura esterna**
posa esterno muro

*Type*
*double leaf window with fixed light*
***external opening***
*laying external wall*

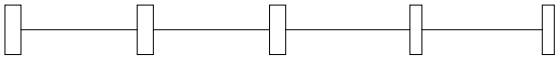

**Sistema 1**
sezioni minimizzate
vetri complanari
aperture in evidenza nel prospetto

***System 1***
*minimised sections*
*flush glasses*
*visible openings on the facade*

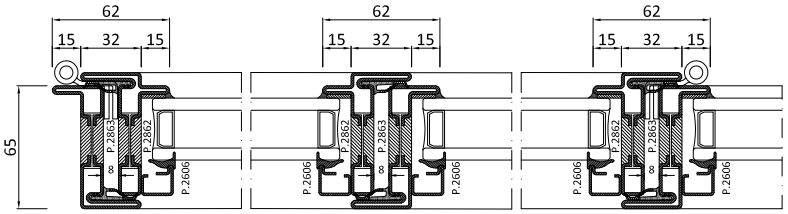


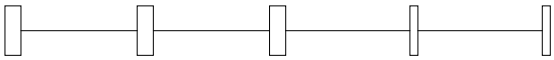

**Sistema 1.1**
sezioni minimizzate
vetri complanari
aperture in evidenza nel prospetto

***System 1.1***
*minimised sections*
*flush glasses*
*visible openings on the facade*

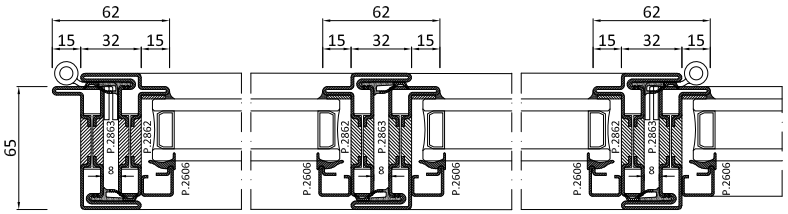


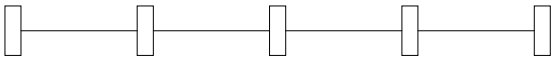

**Sistema 2**
sezioni congruenti
vetri complanari
aperture non distinguibili nel prospetto

***System 2***
*congruent sections*
*flush glasses*
*invisible openings on the facade*

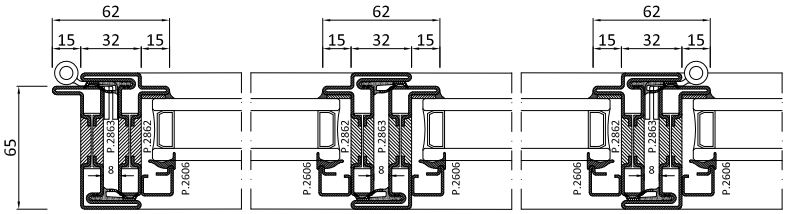

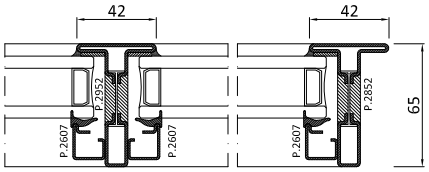
42
42
P.2952
P.2607
P.2607
P.2852
P.2607
65

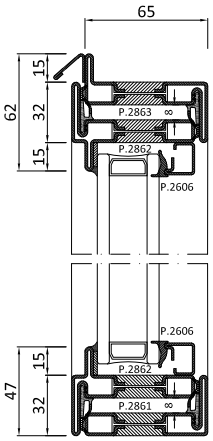
65
62
15
32
15
P.2863
P.2862
P.2606
P.2606
P.2862
P.2861
47
15
32

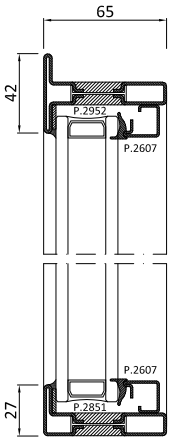
65
42
P.2952
P.2607
P.2607
P.2851
27

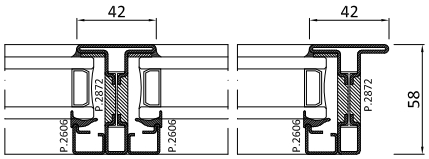
42
42
P.2872
P.2606
P.2606
P.2872
P.2606
58

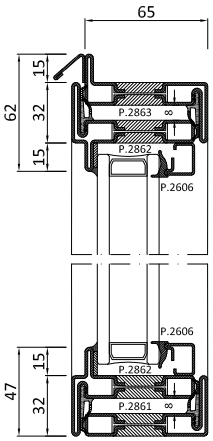
65
62
15
32
15
P.2863
P.2862
P.2606
P.2606
P.2862
P.2861
47
15
32

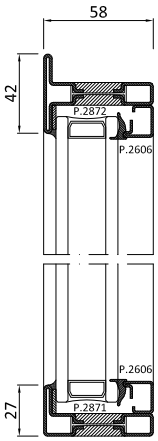
58
42
P.2872
P.2606
P.2606
P.2872
27

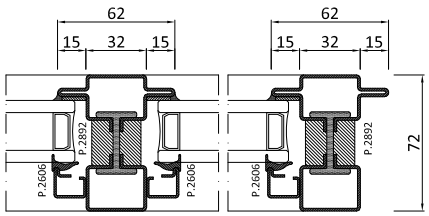
62
15
32
15
62
15
32
15
P.2892
P.2606
P.2606
P.2892
P.2606
72

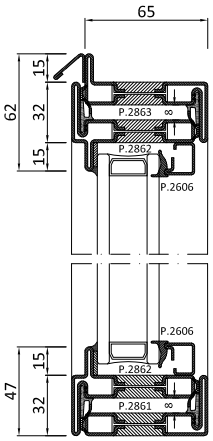
65
62
15
32
15
P.2863
P.2862
P.2606
P.2606
P.2862
P.2861
47
15
32

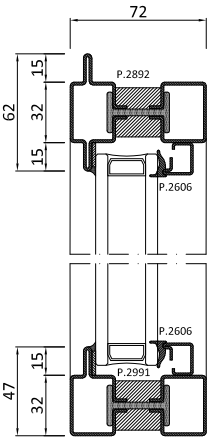
72
62
15
32
15
P.2892
P.2606
P.2606
P.2991
47
15
32

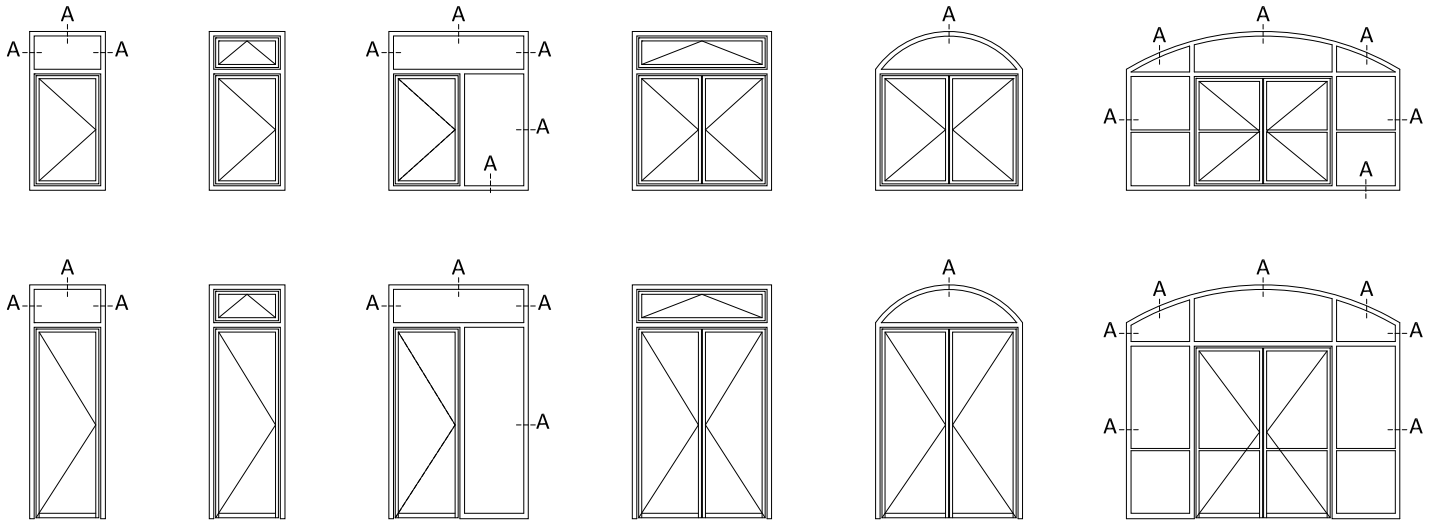
A

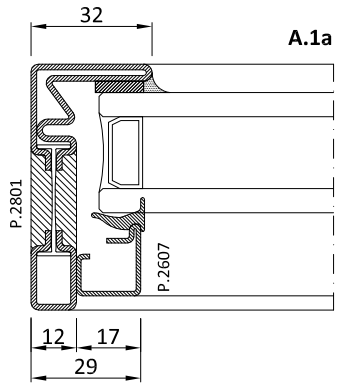
A.1a
32
P.2801
P.2607
12
17
29

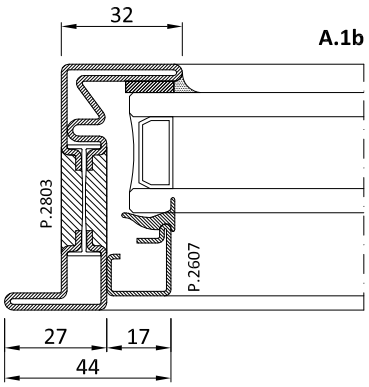
A.1b
32
P.2803
P.2607
27
17
44

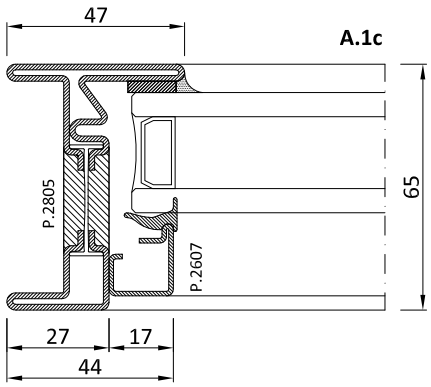
A.1c
47
65
P.2805
P.2607
27
17
44

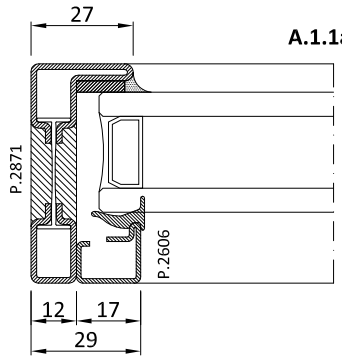
A.1.1a
27
P.2871
P.2606
12
17
29

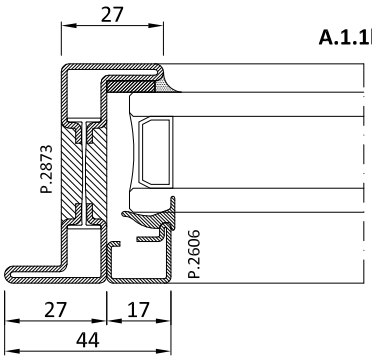
A.1.1b
27
P.2873
P.2606
27
17
44

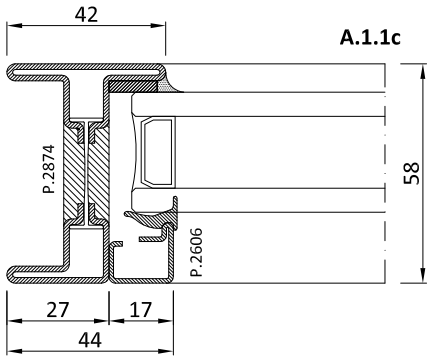
A.1.1c
42
58
P.2874
P.2606
27
17
44

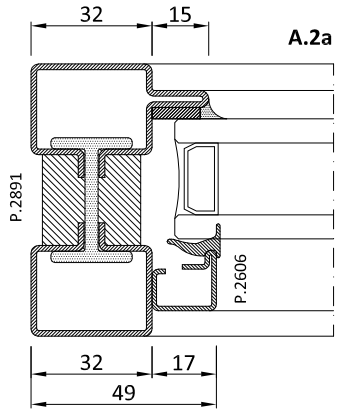
A.2a
32
15
P.2891
P.2606
32
17
49

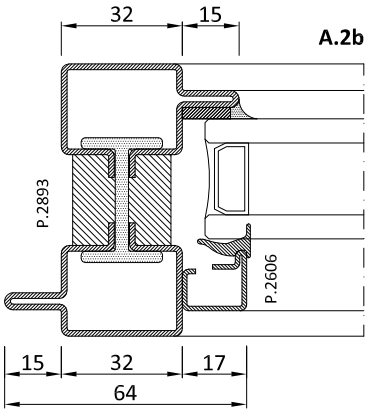
A.2b
32
15
P.2893
P.2606
15
32
17
64

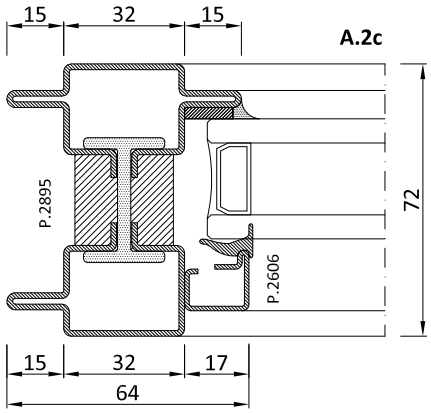
A.2c
15
32
15
72
P.2895
P.2606
15
32
17
64

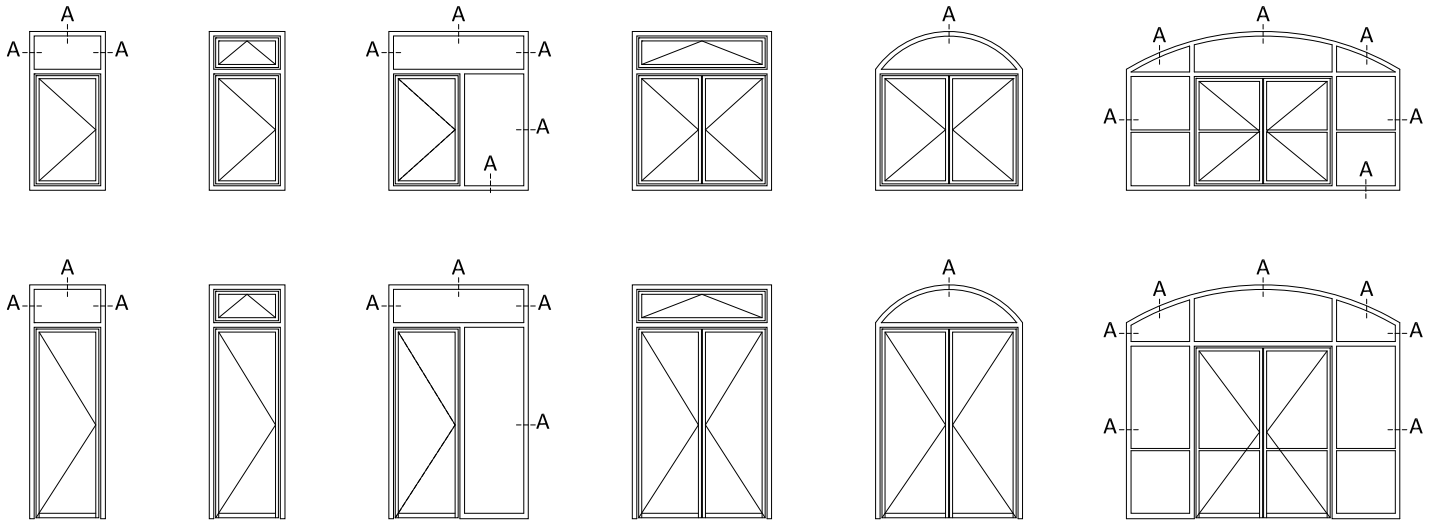
A

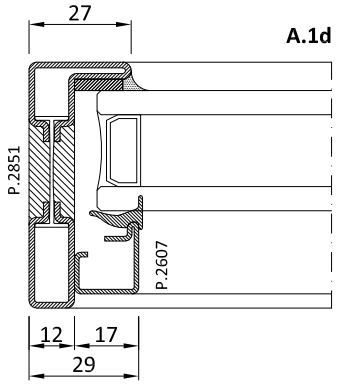
A.1d
27
P.2851
P.2607
12
17
29

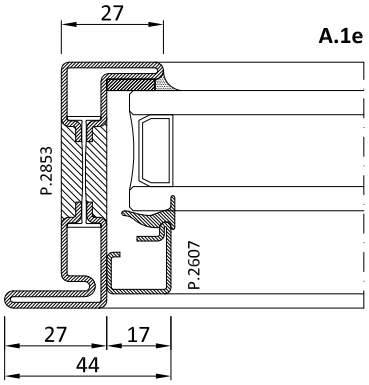
A.1e
27
P.2853
P.2607
27
17
44

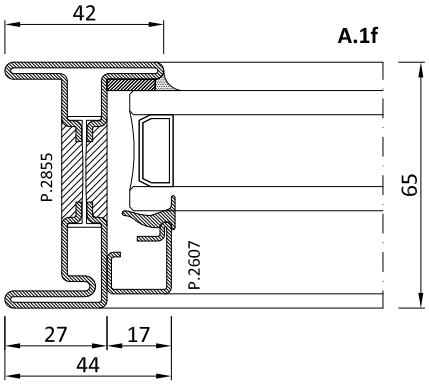
A.1f
42
P.2855
P.2607
65
27
17
44

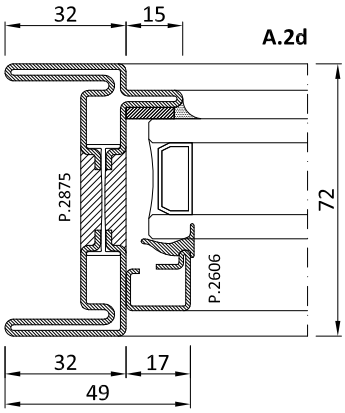
A.2d
32
15
P.2875
P.2606
72
32
17
49

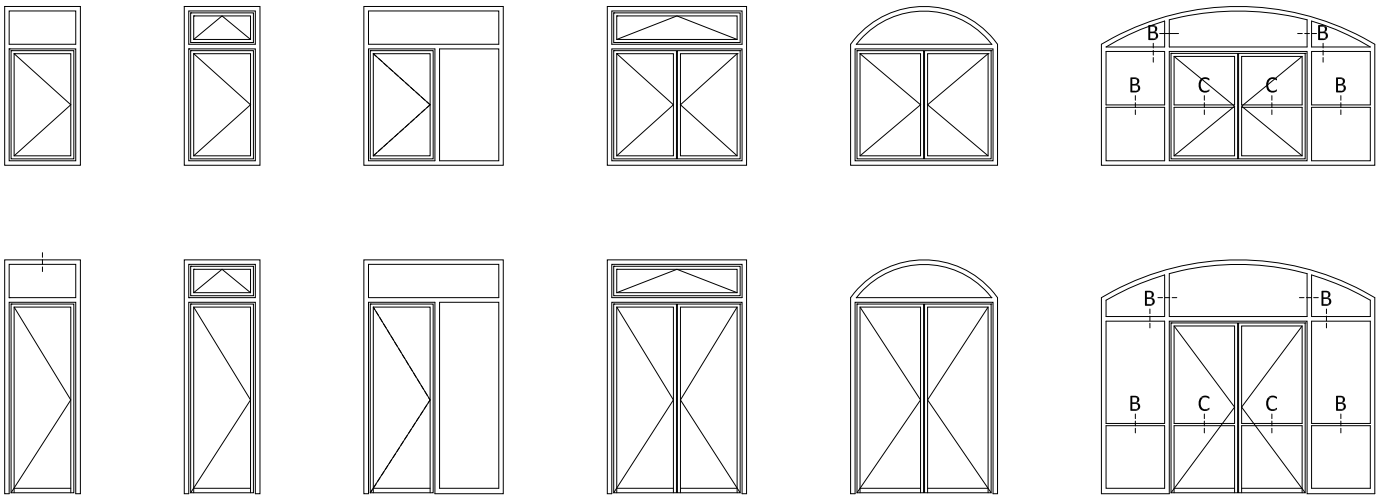


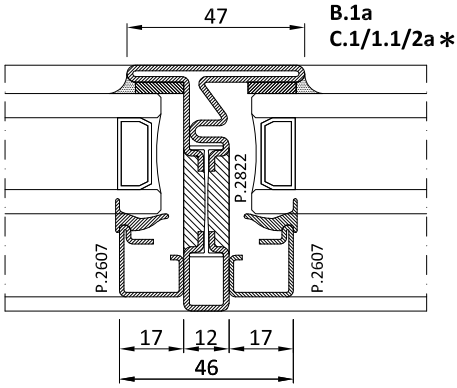


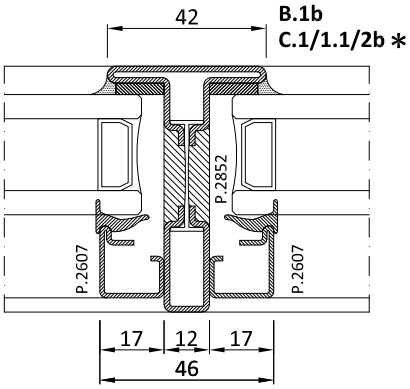


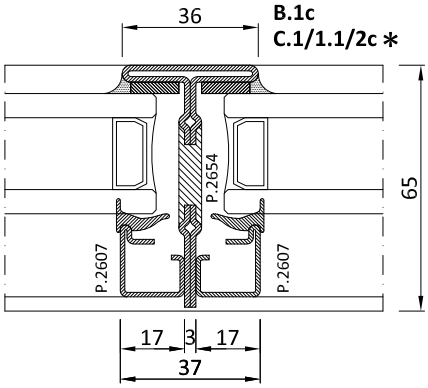


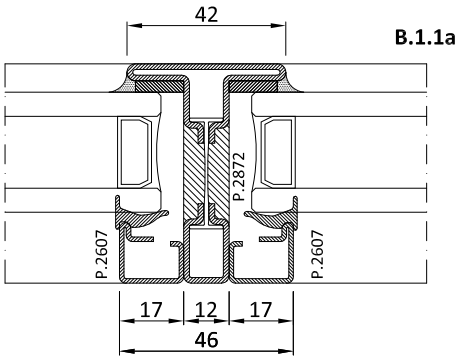


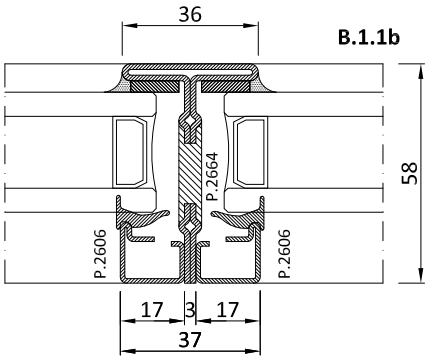


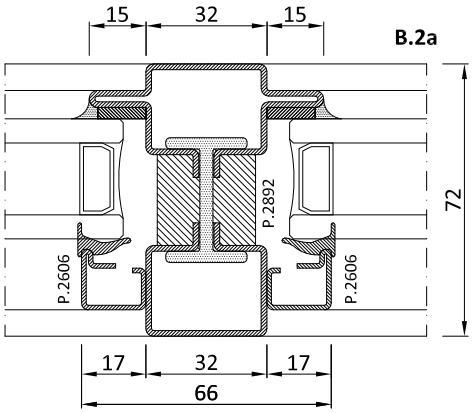


* Attenzione non utilizzabile con profilo P.2842
** Unable to use with P.2842 profile*

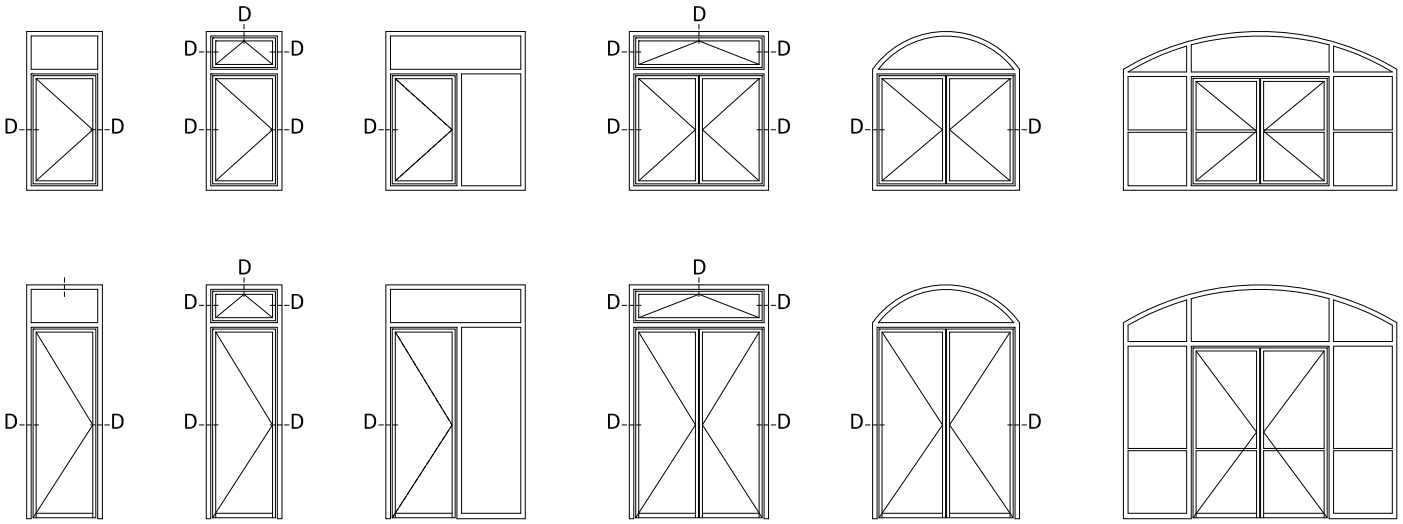
D

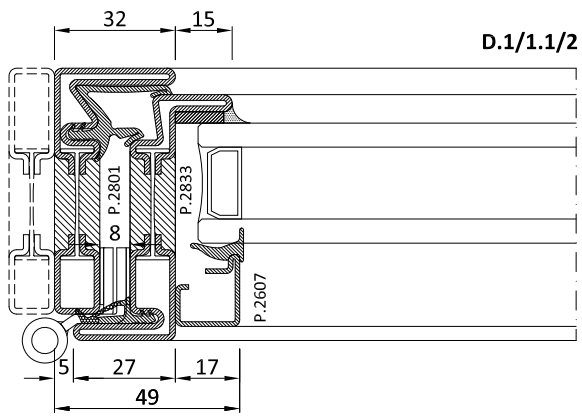
D.1/1.1/2 a
32
15
P.2801
P.2833
8
P.2607
5
27
17
49

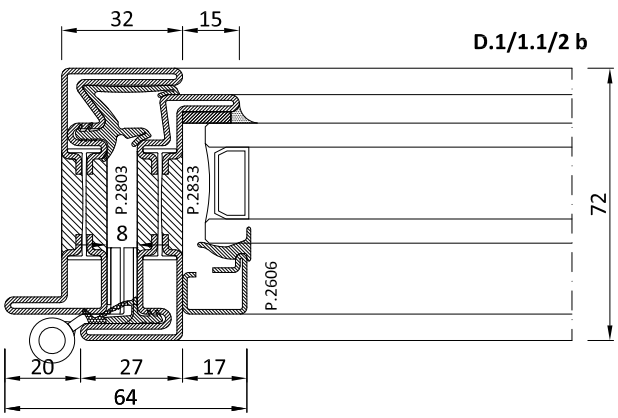
D.1/1.1/2 b
32
15
P.2803
P.2833
8
P.2606
72
20
27
17
64

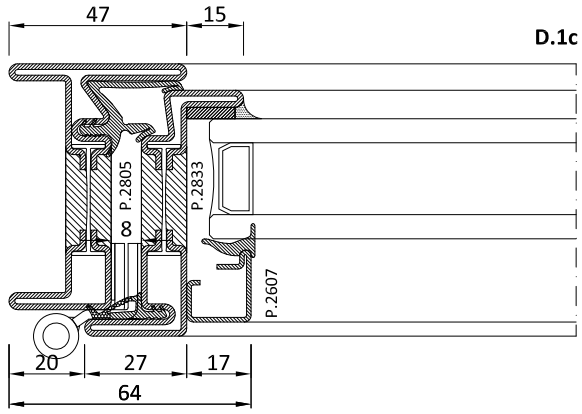
D.1c
47
15
P.2805
P.2833
8
P.2607
20
27
17
64

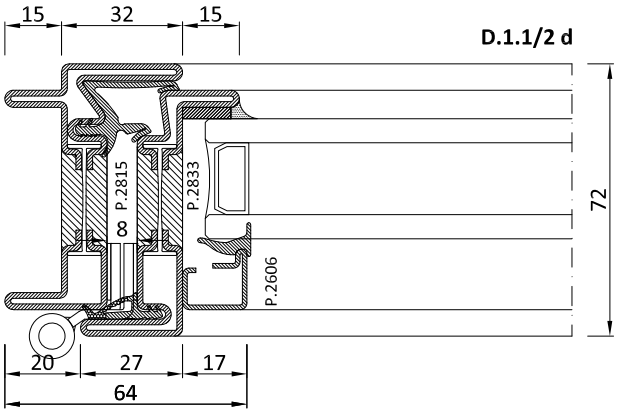
D.1.1/2 d
15
32
15
P.2815
P.2833
8
P.2606
72
20
27
17
64

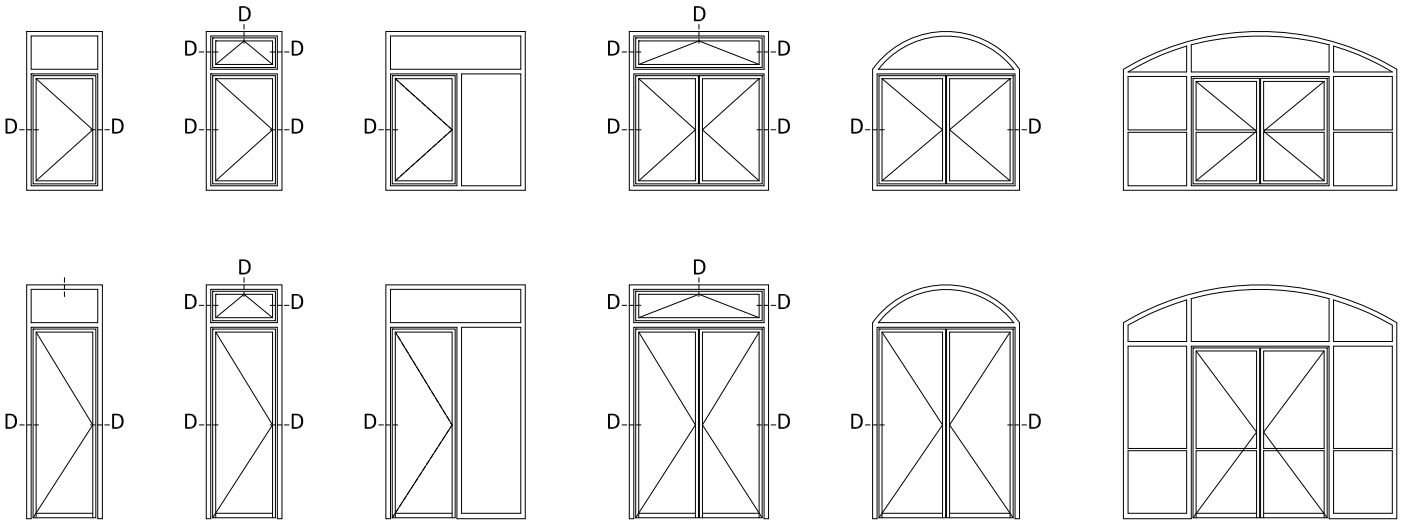
D

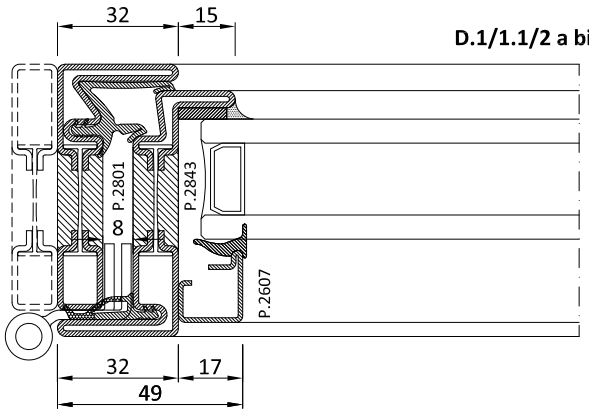
D.1/1.1/2 a bis
32
15
P.2801
P.2843
P.2607
32
17
49

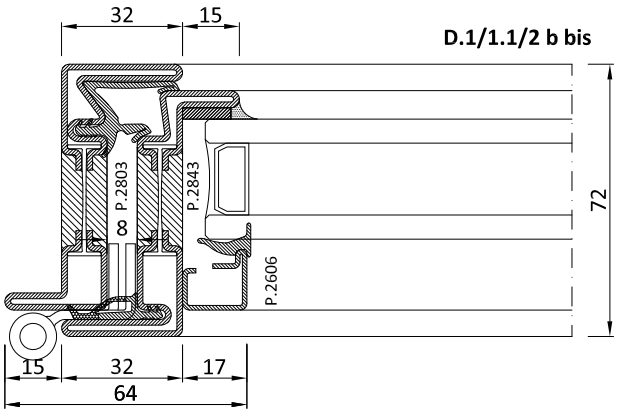
D.1/1.1/2 b bis
32
15
P.2803
P.2843
P.2606
72
15
32
17
64

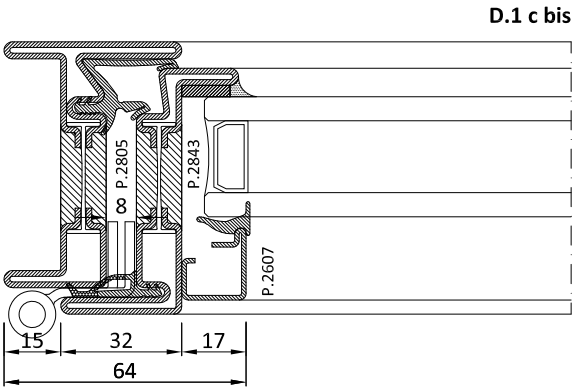
D.1 c bis
P.2805
P.2843
P.2607
15
32
17
64

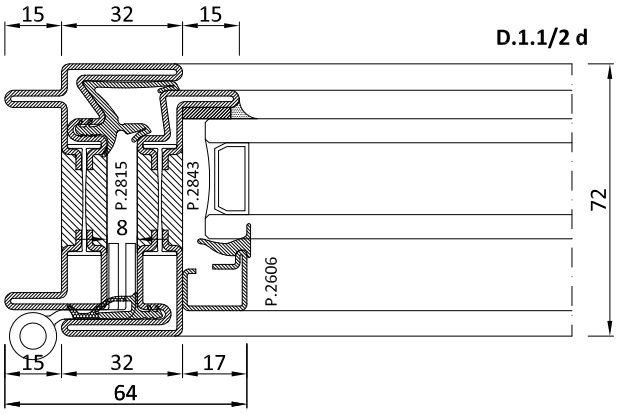
D.1.1/2 d
15
32
15
P.2815
P.2843
P.2606
72
15
32
17
64

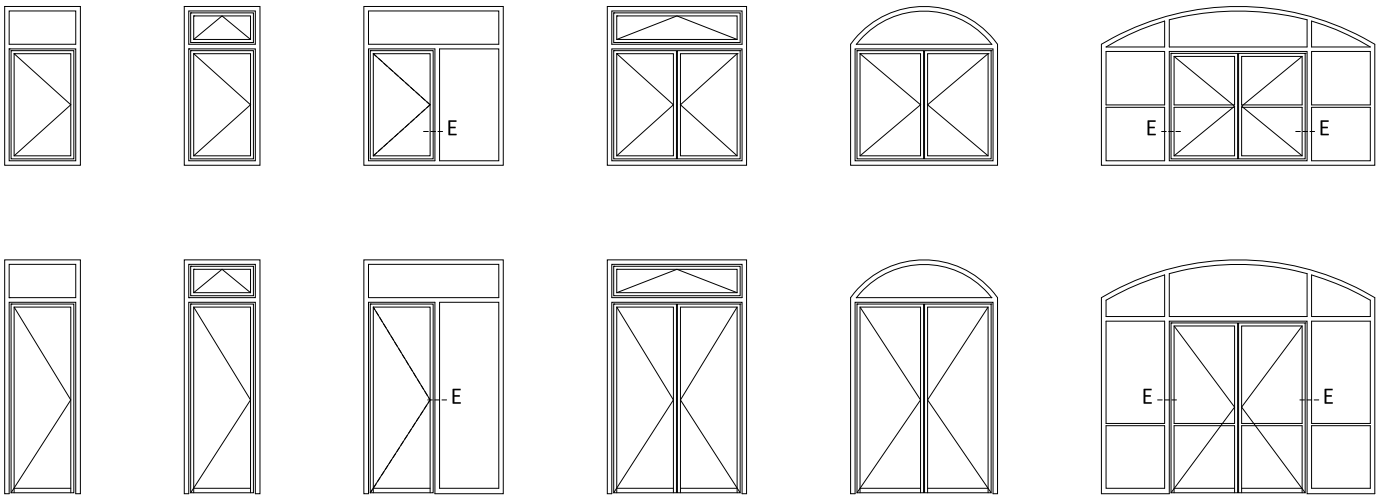
E
E
E
E
E
E

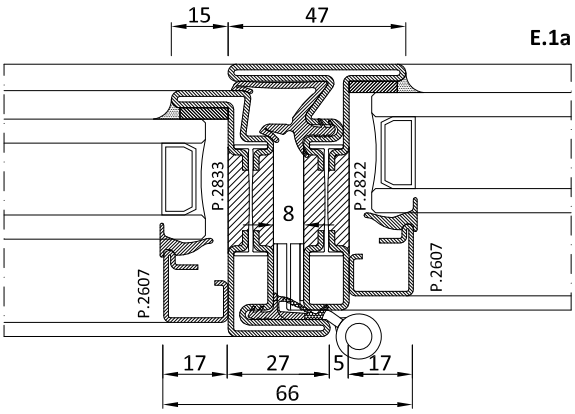
E.1a
15
47
P.2833
P.2822
8
P.2607
P.2607
17
27
5
17
66

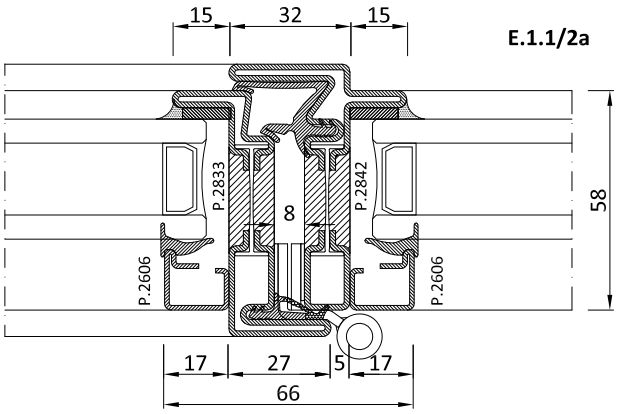
E.1.1/2a
15
32
15
P.2833
P.2842
8
58
P.2606
P.2606
17
27
5
17
66

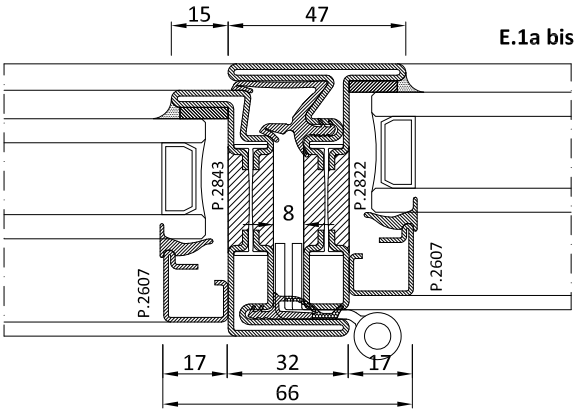
E.1a bis
15
47
P.2843
P.2822
8
P.2607
P.2607
17
32
17
66

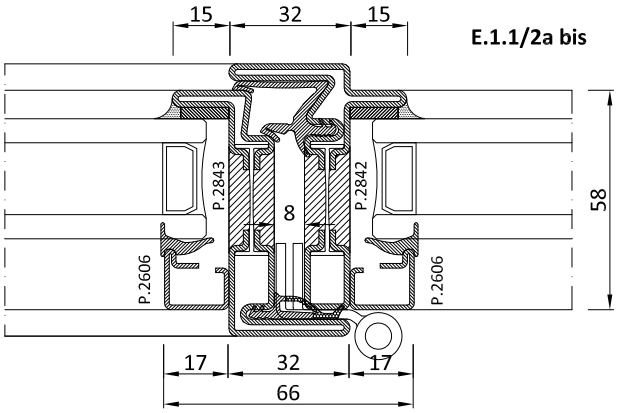
E.1.1/2a bis
15
32
15
P.2843
P.2842
8
58
P.2606
P.2606
17
32
17
66

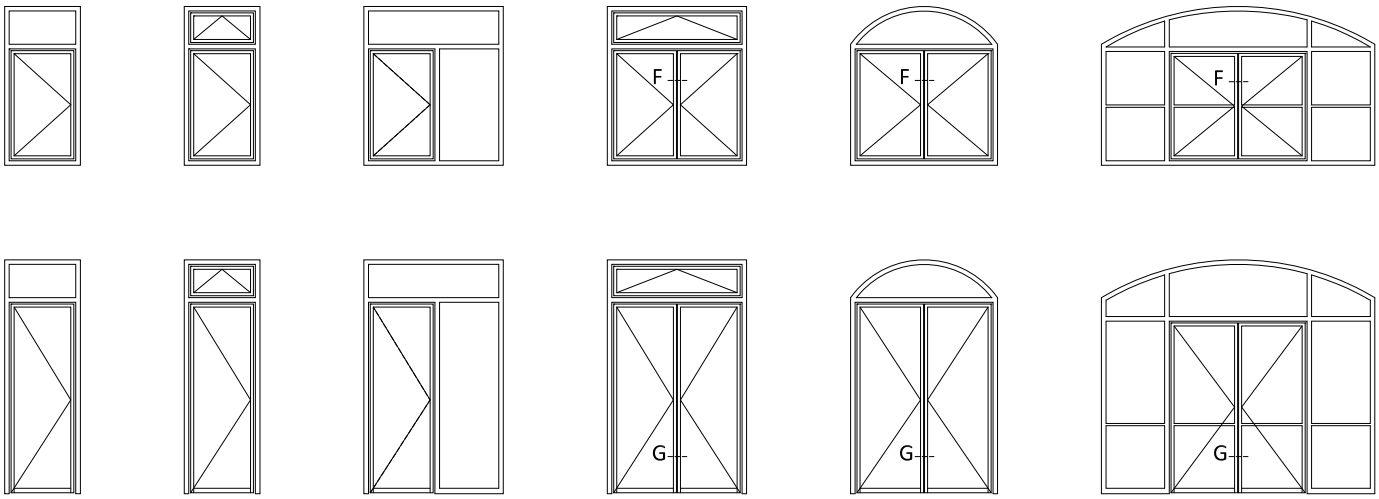
F
F
F
G
G
G

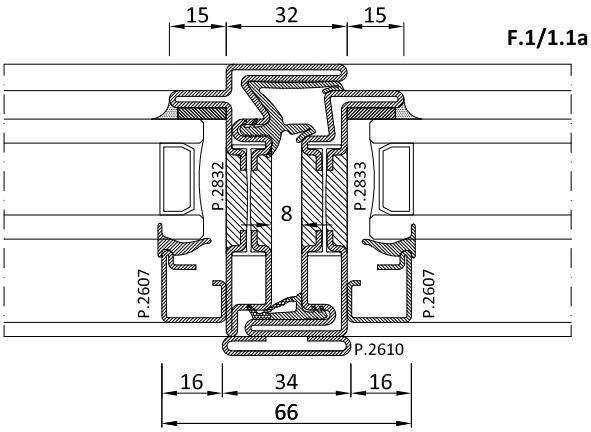
15
32
15
F.1/1.1a
P.2832
P.2833
8
P.2607
P.2607
P.2610
16
34
16
66

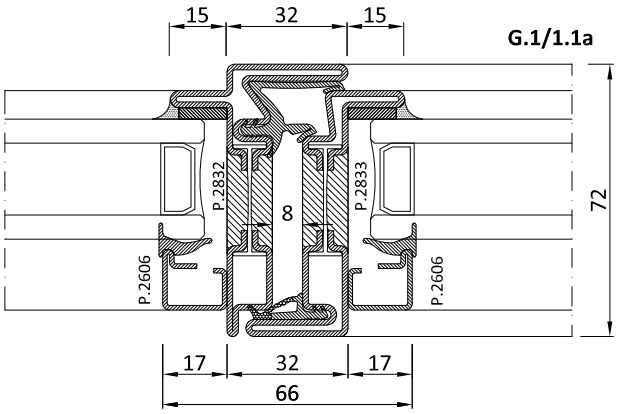
15
32
15
G.1/1.1a
P.2832
P.2833
8
72
P.2606
P.2606
17
32
17
66

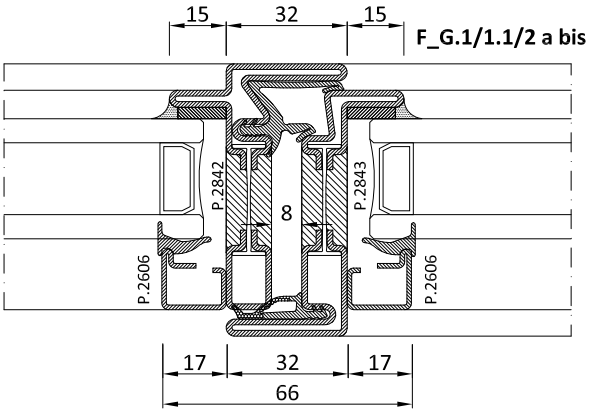
15
32
15
F_G.1/1.1/2 a bis
P.2842
P.2843
8
P.2606
P.2606
17
32
17
66

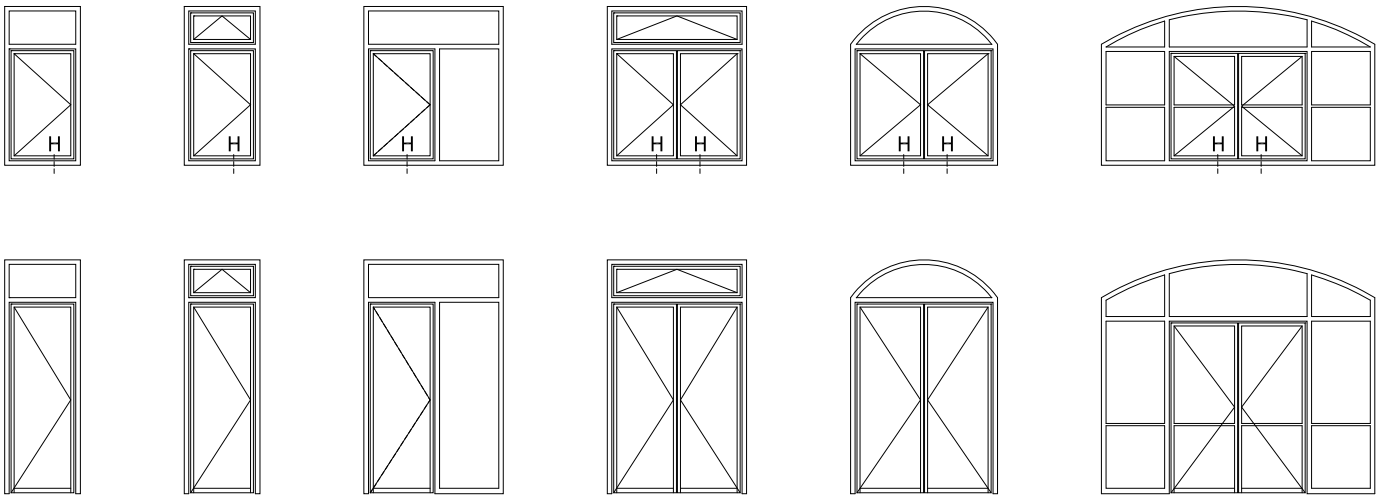
H

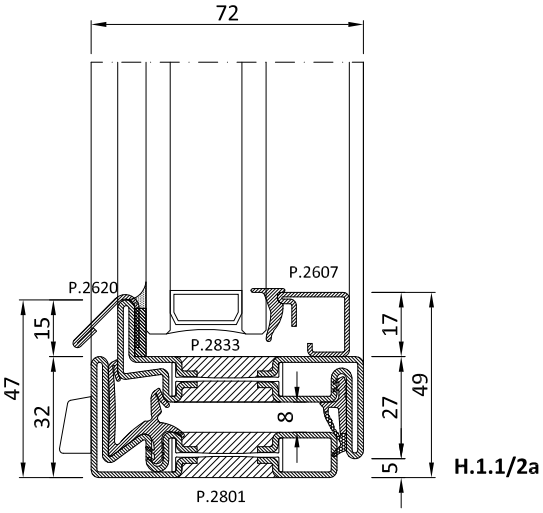
72
P.2620
P.2607
P.2833
P.2801
15
32
47
17
27
49
5
8
H.1.1/2a

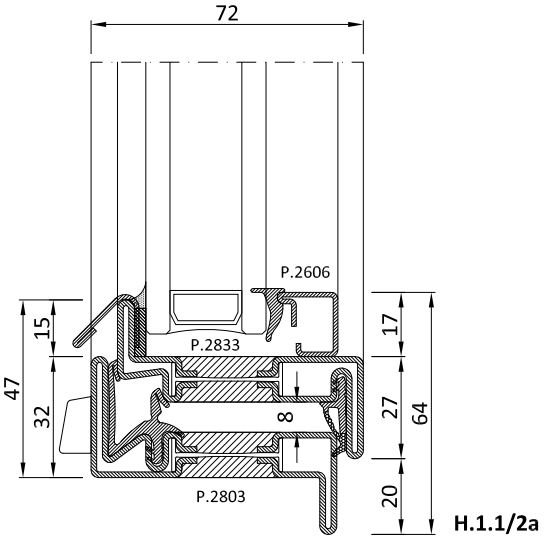
72
P.2606
P.2833
P.2803
15
32
47
17
27
64
20
8
H.1.1/2a

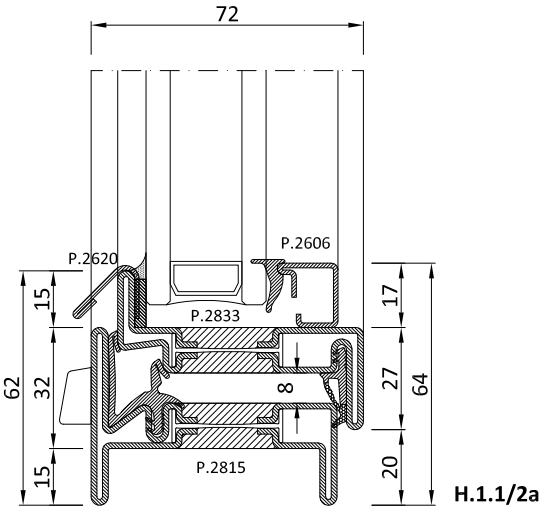
72
P.2620
P.2606
P.2833
P.2815
15
32
15
62
17
27
64
20
8
H.1.1/2a

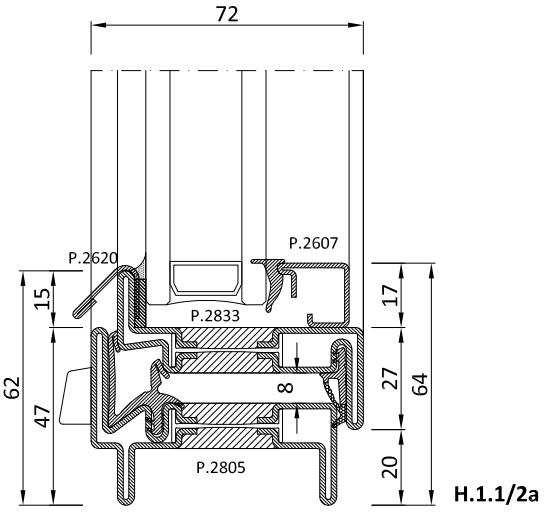
72
P.2620
P.2607
P.2833
P.2805
15
47
62
17
27
64
20
8
H.1.1/2a

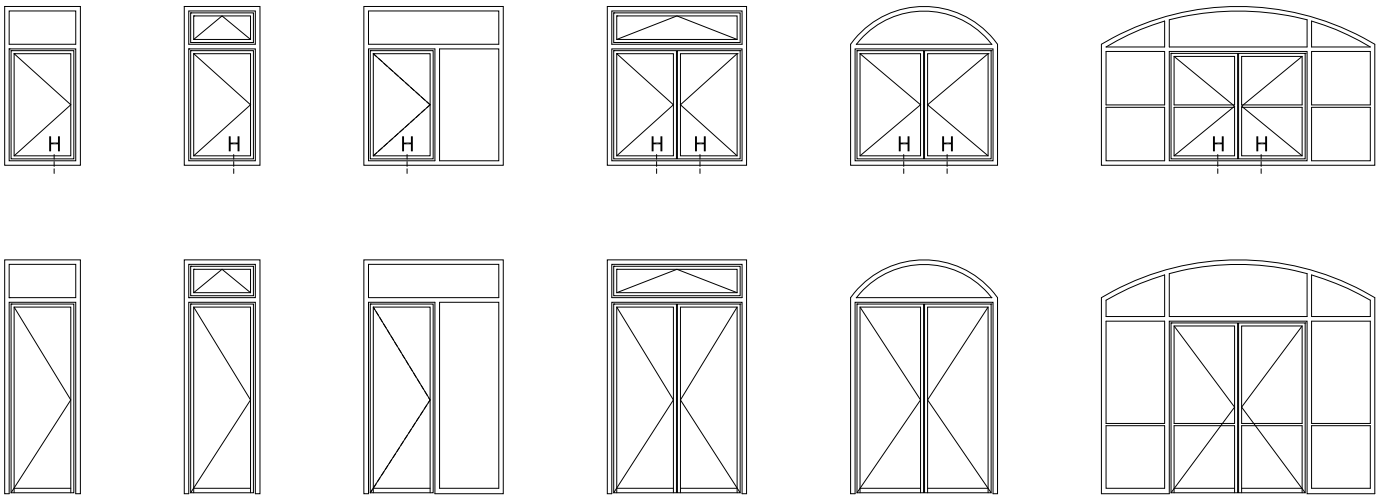


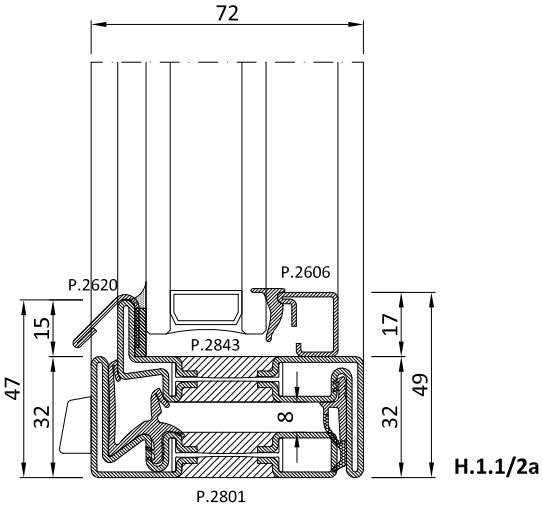


**H.1.1/2a**

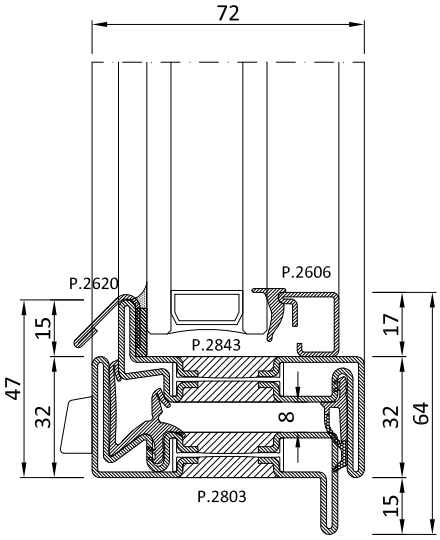


**H.1.1/2a**

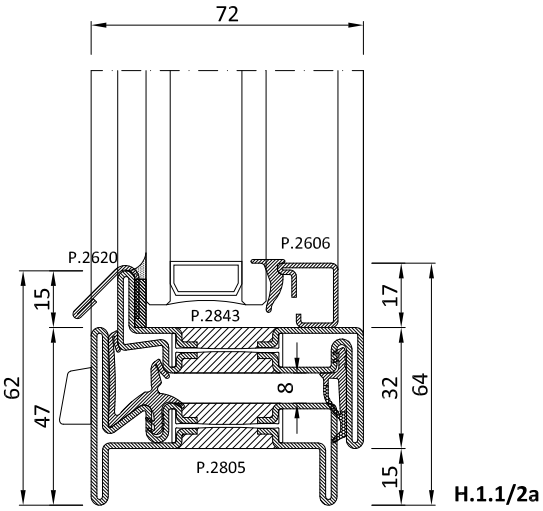


**H.1.1/2a**

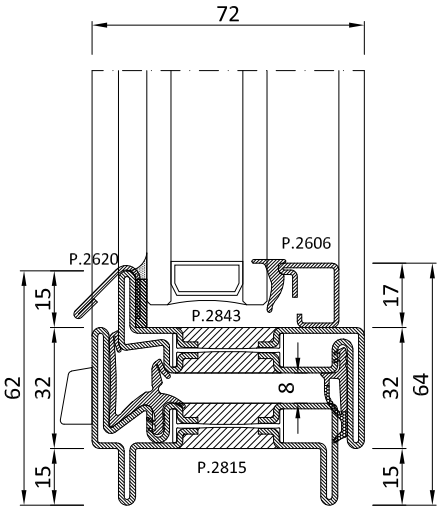


**H.1.1/2a**



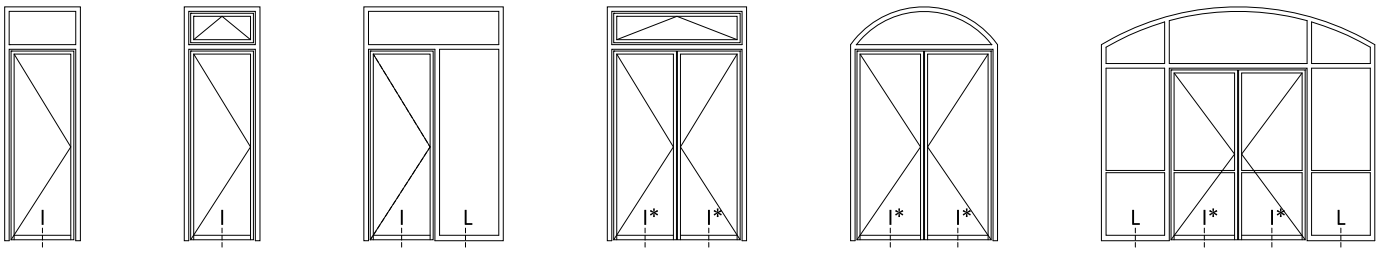


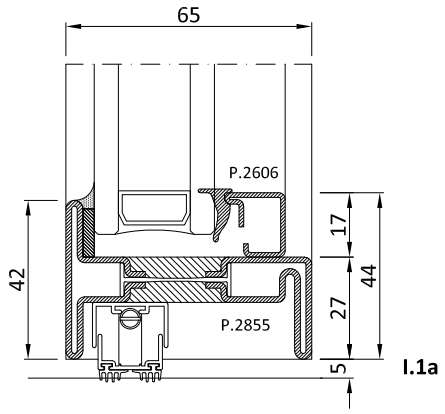


**I.1a**

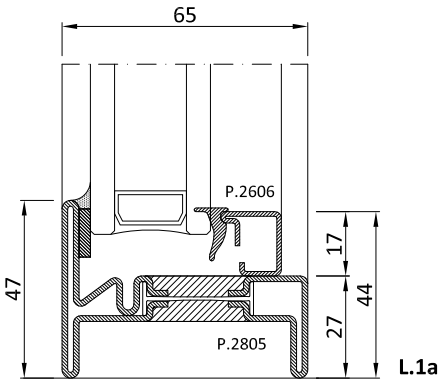


**L.1a**

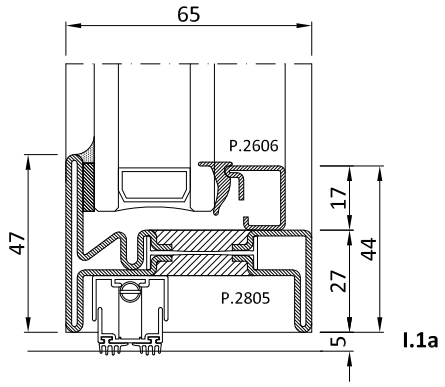


**I.1a bis**

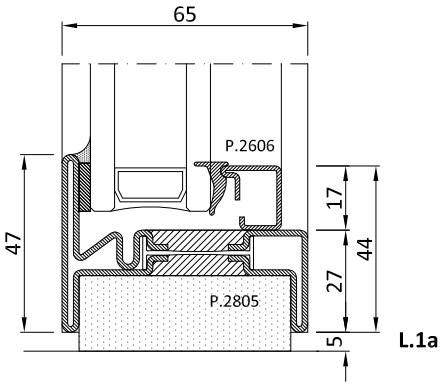


**L.1a bis**

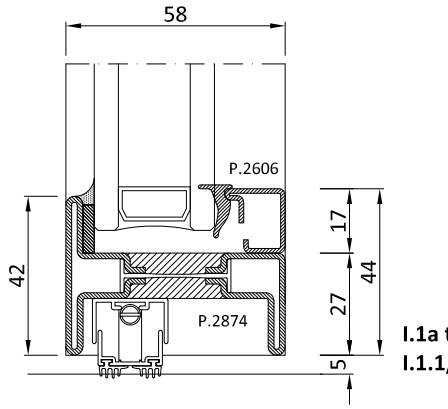


**I.1a ter**
**I.1.1/2 a**

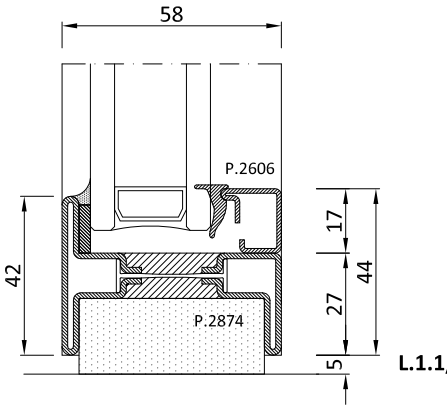


**L.1.1/2a**

* Porta a due ante con profili P.2843/42 standard profilo zoccolo P.2874
** Double leaf door with profiles P.2843/42 standard socle profile P.2874*

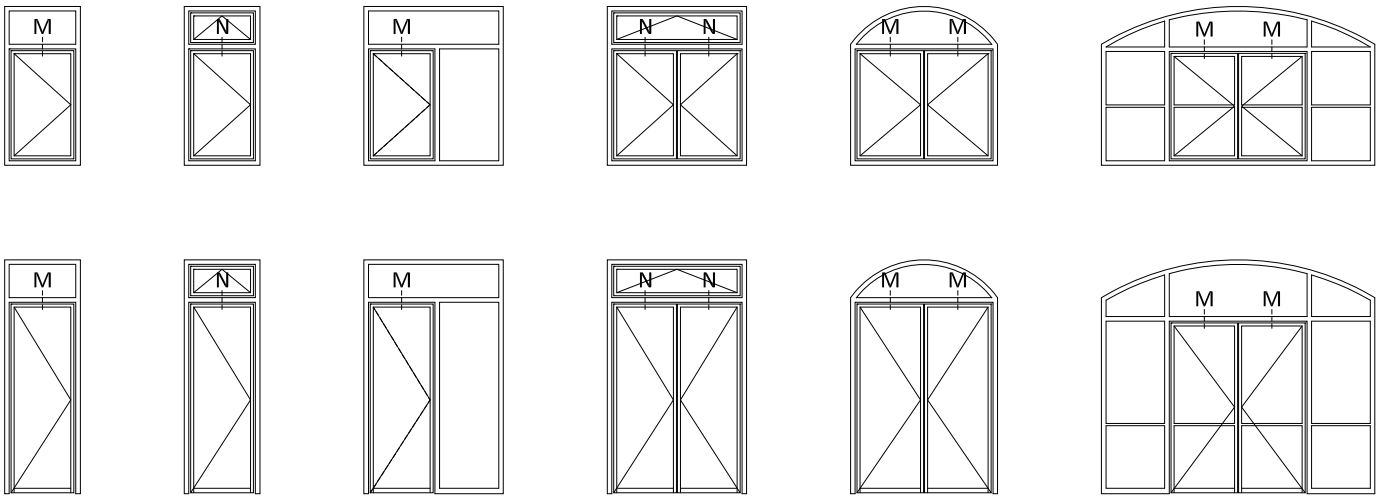


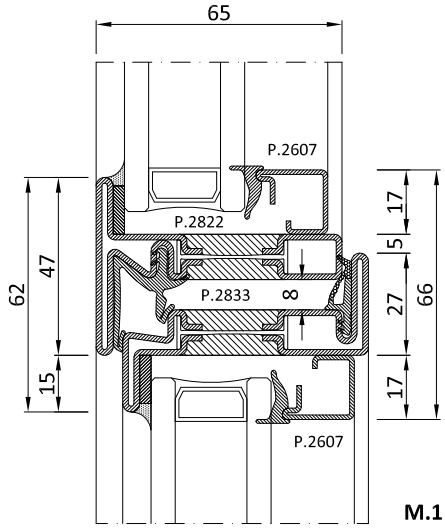


**M.1 a**

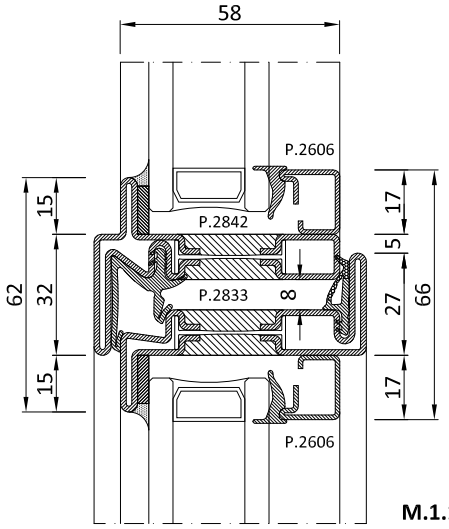


**M.1.1 a**

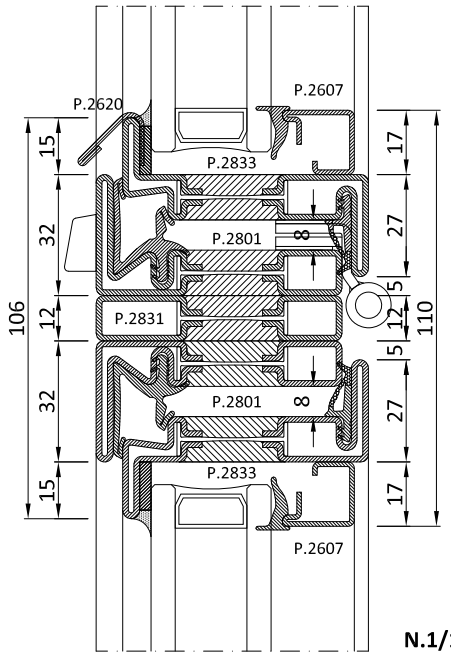


**N.1/1.1 a**

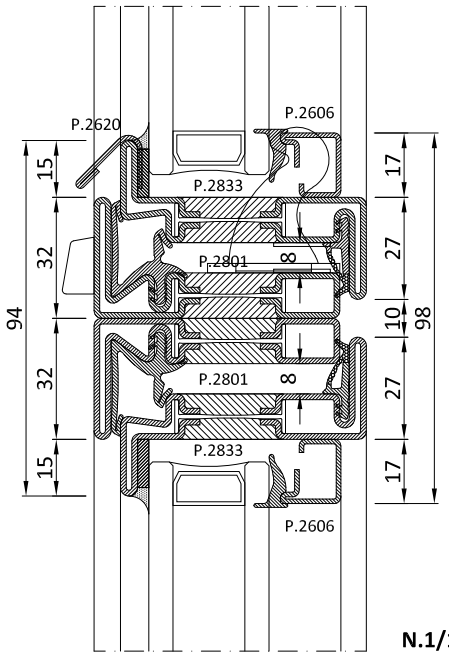


**N.1/1.1 b**

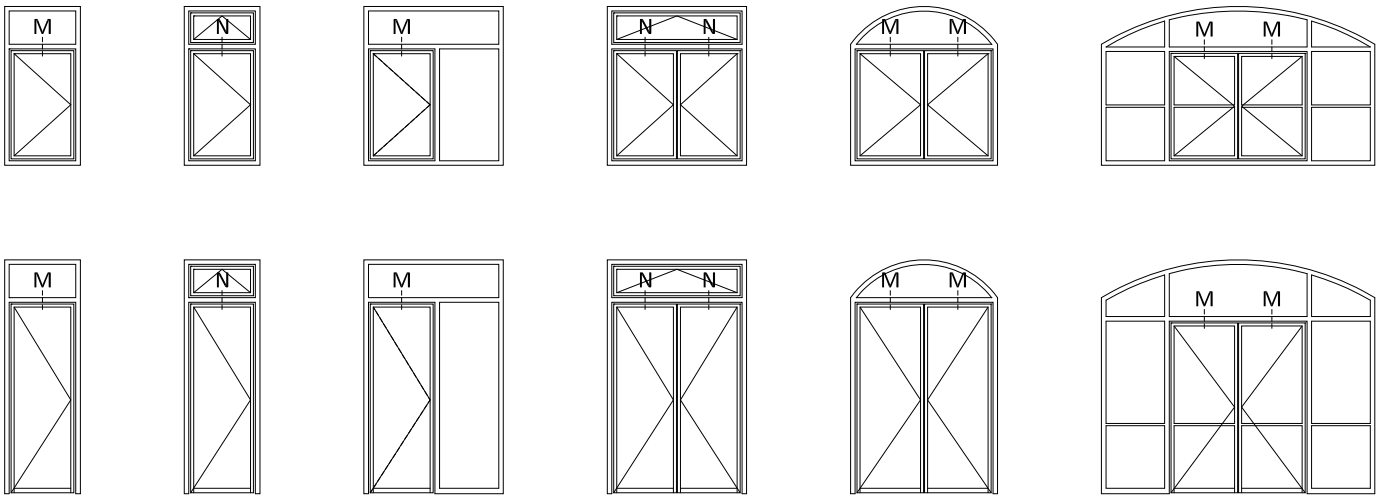


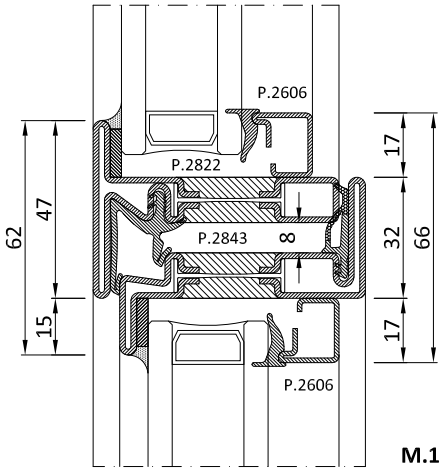


**M.1 a bis**

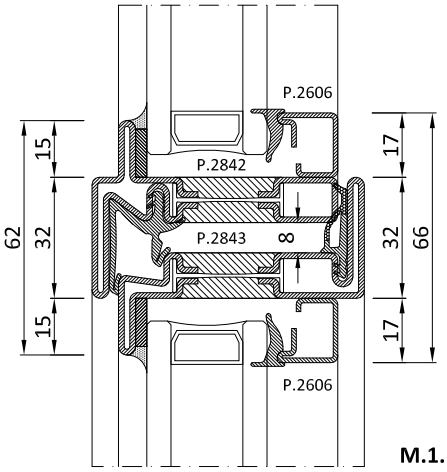


**M.1.1 a bis**

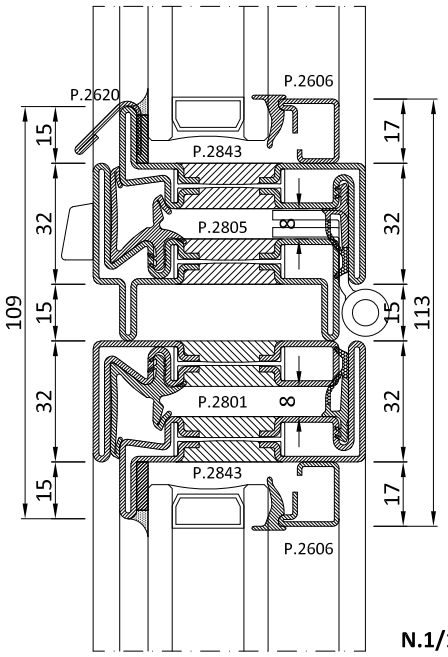


**N.1/1.1 a bis**

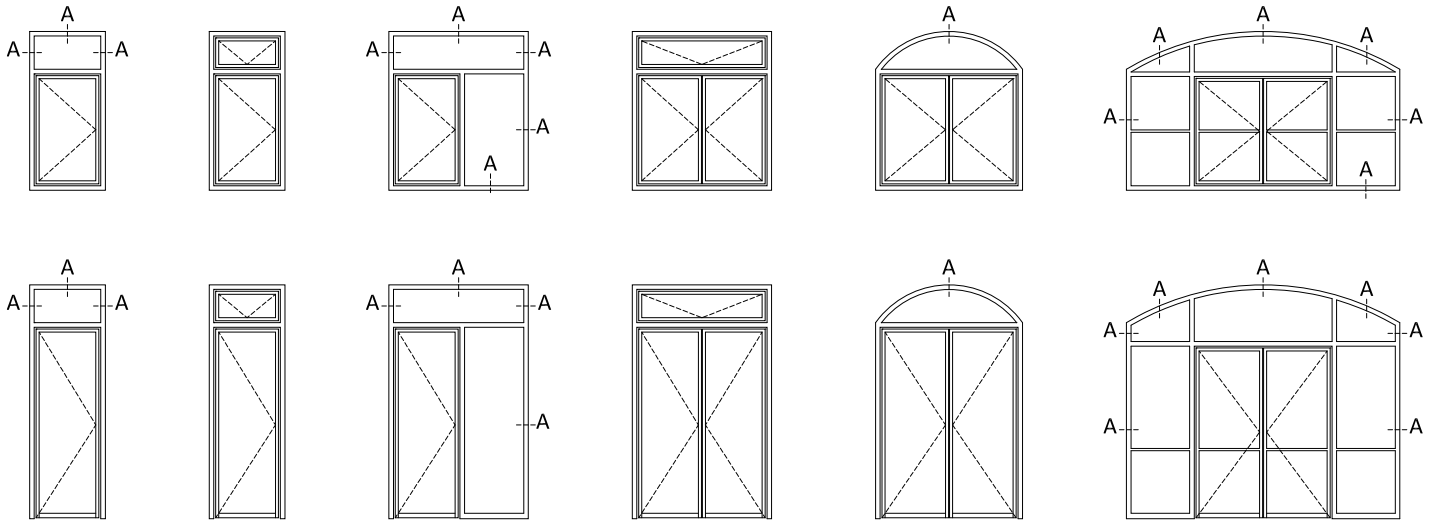
A

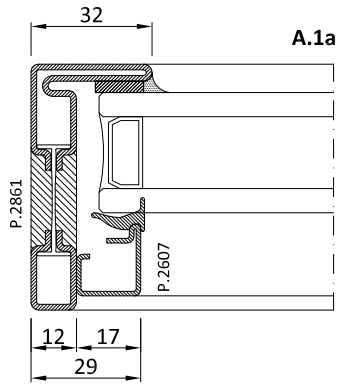
A.1a
32
P.2861
P.2607
12
17
29

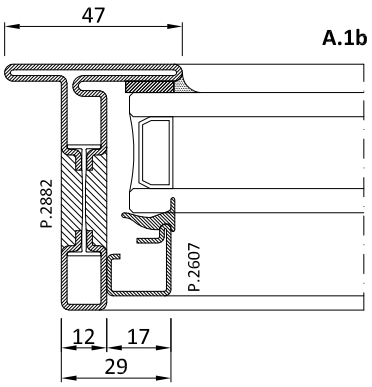
A.1b
47
P.2882
P.2607
12
17
29

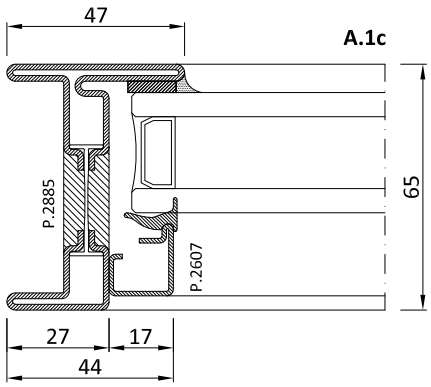
A.1c
47
P.2885
P.2607
65
27
17
44

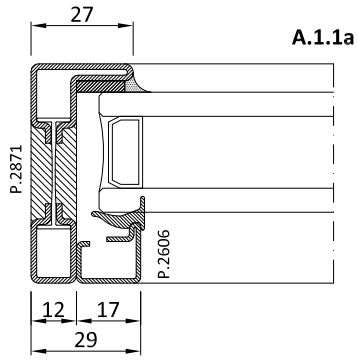
A.1.1a
27
P.2871
P.2606
12
17
29

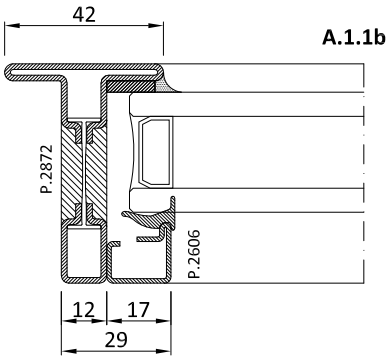
A.1.1b
42
P.2872
P.2606
12
17
29

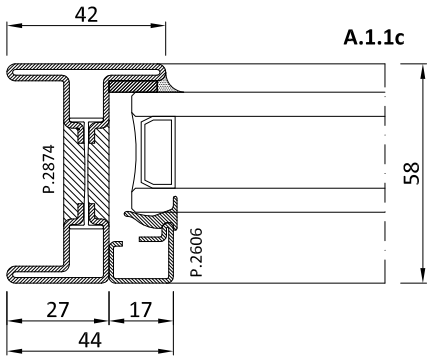
A.1.1c
42
P.2874
P.2606
58
27
17
44

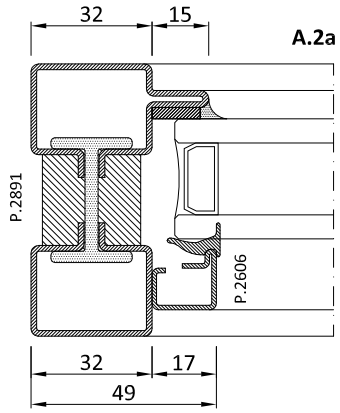
A.2a
32
15
P.2891
P.2606
32
17
49

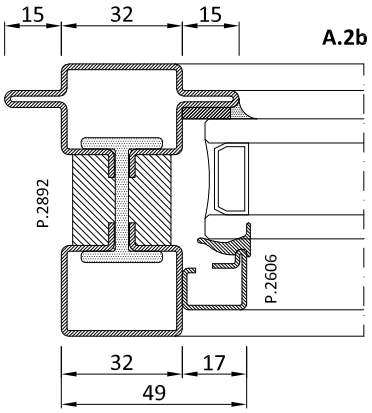
A.2b
15
32
15
P.2892
P.2606
32
17
49

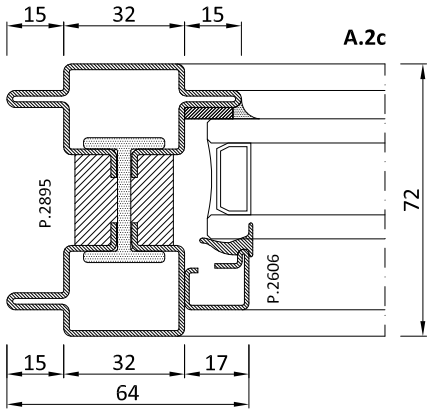
A.2c
15
32
15
P.2895
P.2606
72
15
32
17
64

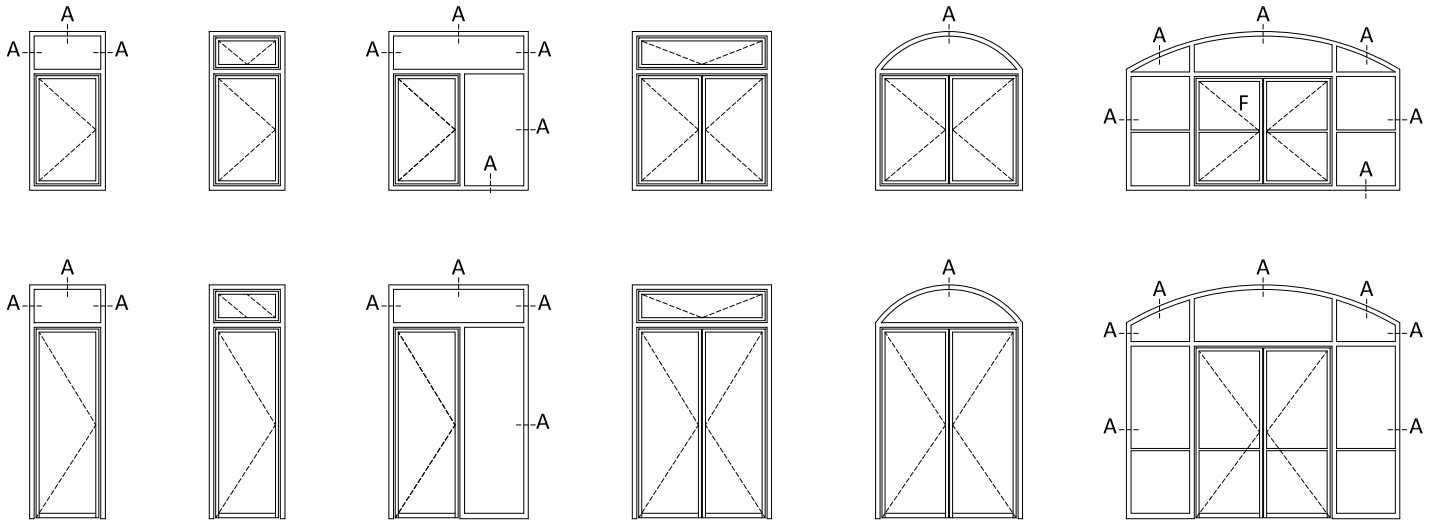
A
F

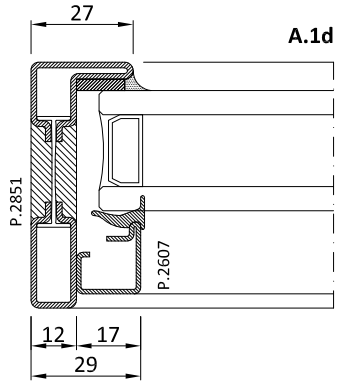
27
A.1d
P.2851
P.2607
12
17
29

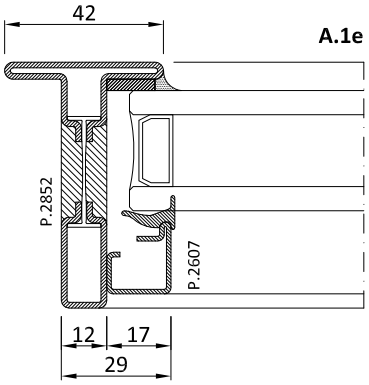
42
A.1e
P.2852
P.2607
12
17
29

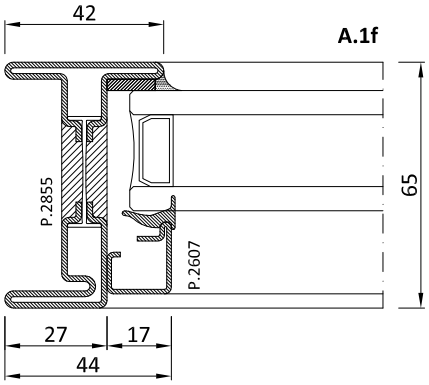
42
A.1f
P.2855
P.2607
65
27
17
44

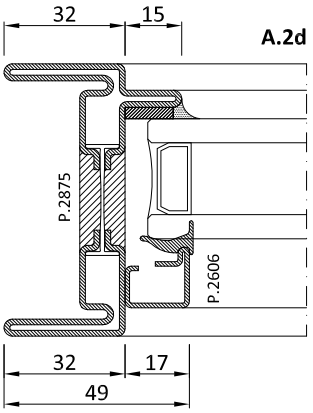
32
15
A.2d
P.2875
P.2606
32
17
49

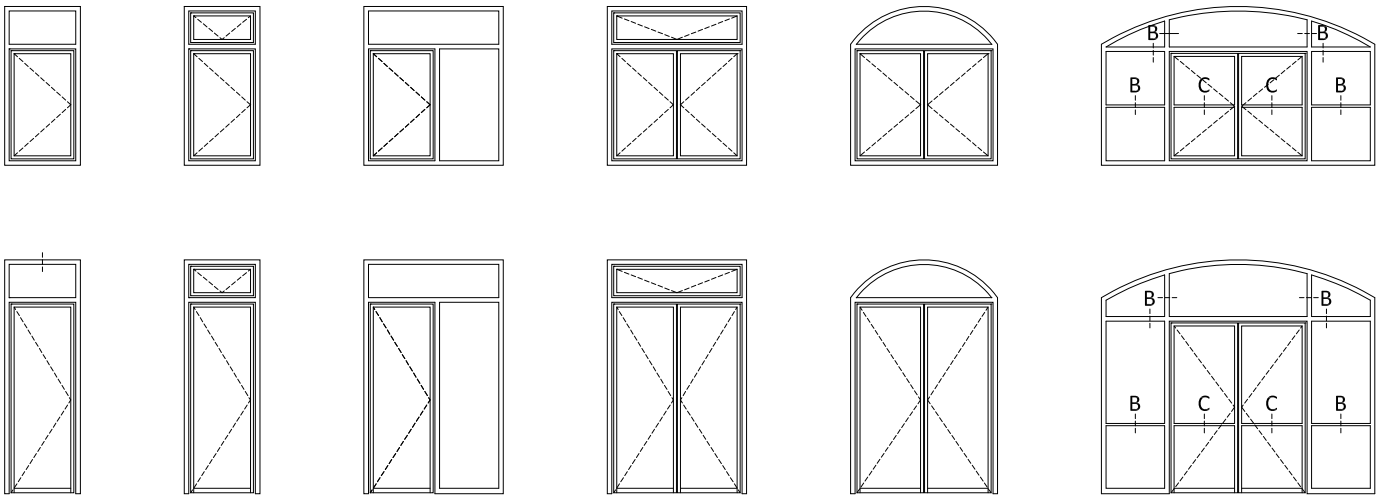
B
B
B
C
C
B

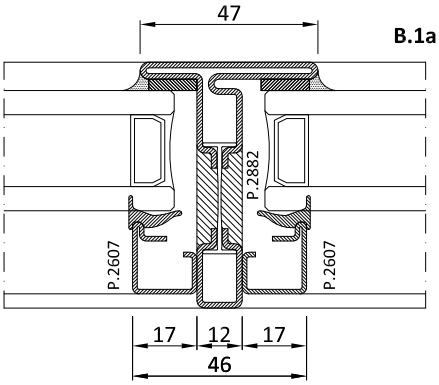
47
B.1a
P.2882
P.2607
P.2607
17
12
17
46

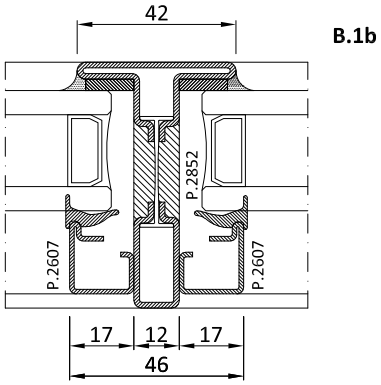
42
B.1b
P.2852
P.2607
P.2607
17
12
17
46

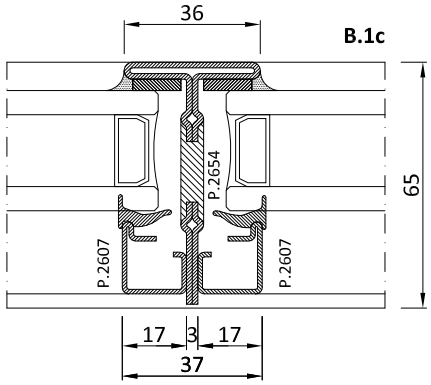
36
B.1c
65
P.2654
P.2607
P.2607
17
3
17
37

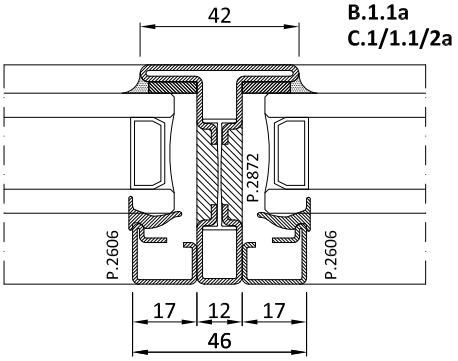
42
B.1.1a
C.1/1.1/2a
P.2872
P.2606
P.2606
17
12
17
46

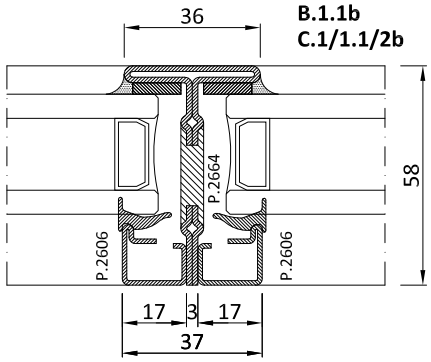
36
B.1.1b
C.1/1.1/2b
58
P.2664
P.2606
P.2606
17
3
17
37

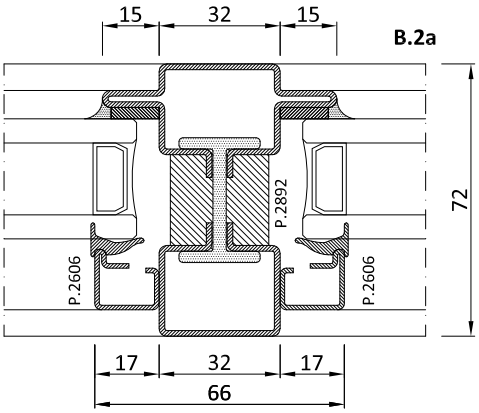
15
32
15
B.2a
72
P.2892
P.2606
P.2606
17
32
17
66

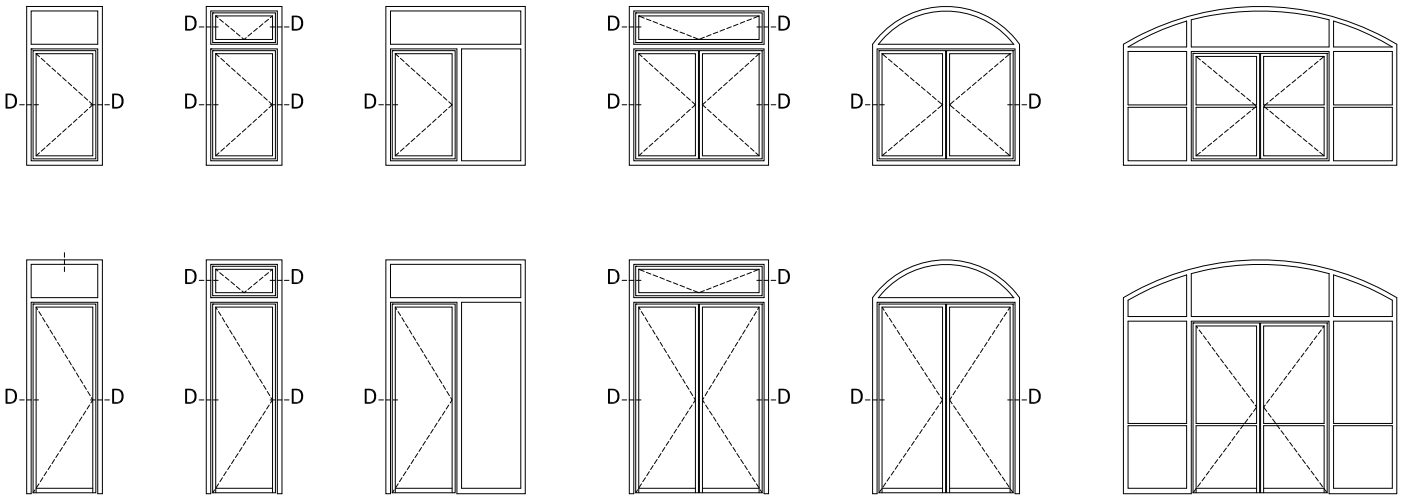
D
D

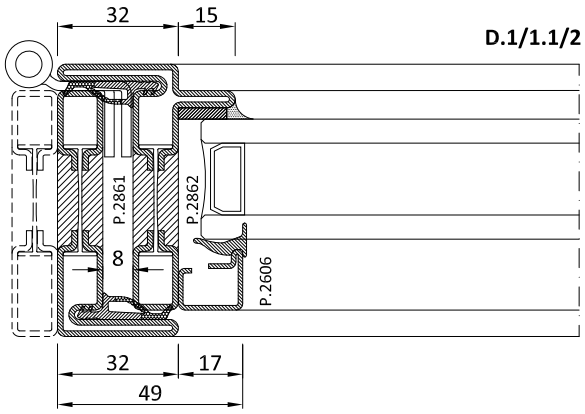
D.1/1.1/2 a
32
15
P.2861
P.2862
8
P.2606
32
17
49

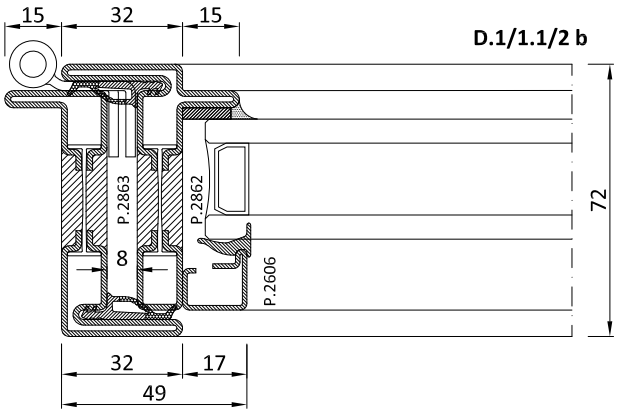
D.1/1.1/2 b
15
32
15
P.2863
P.2862
8
P.2606
72
32
17
49

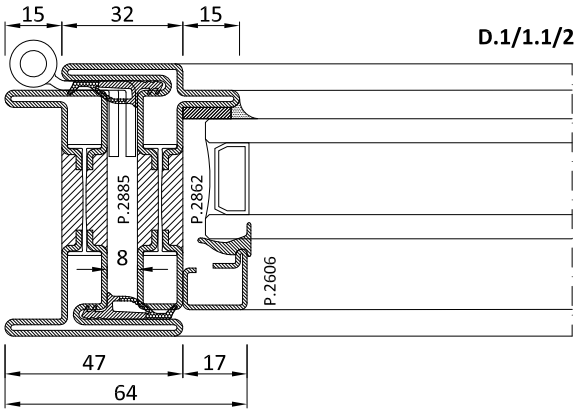
D.1/1.1/2 c
15
32
15
P.2885
P.2862
8
P.2606
47
17
64

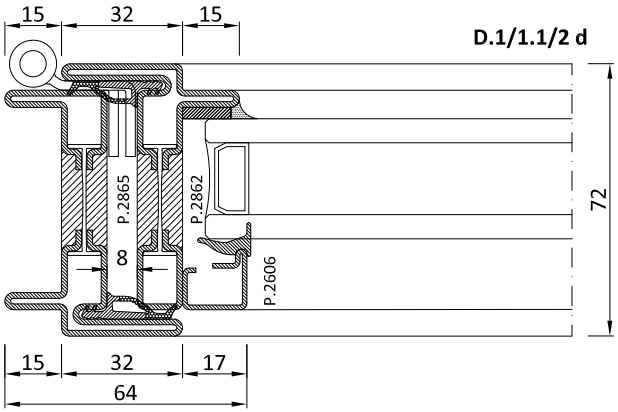
D.1/1.1/2 d
15
32
15
P.2865
P.2862
8
P.2606
72
15
32
17
64

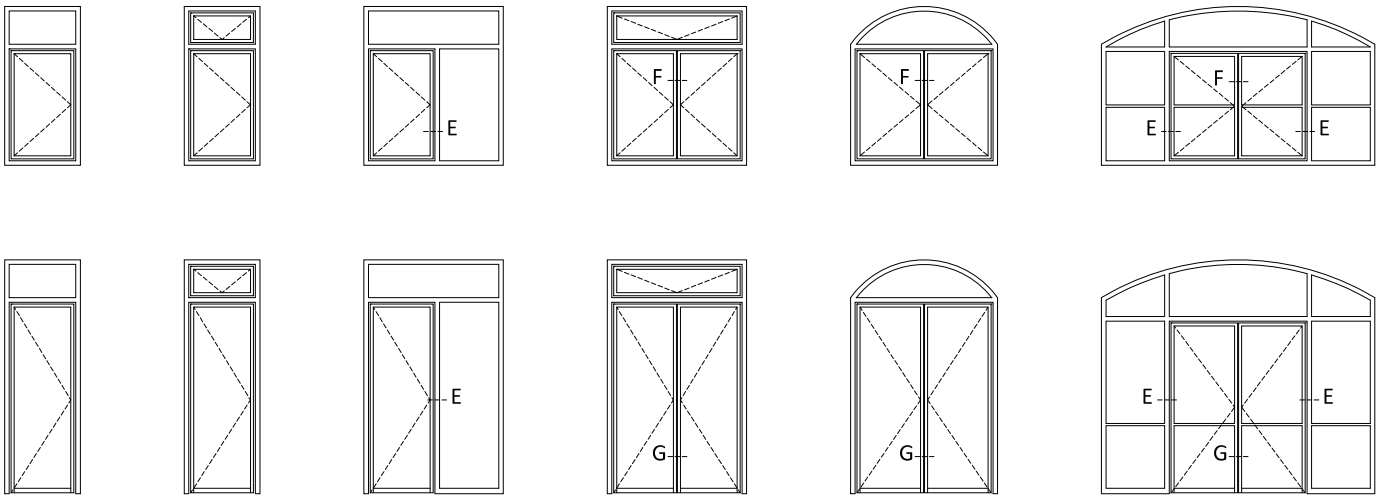
E
F
F
F
E
E
E
E
E
G
G
E
E
G

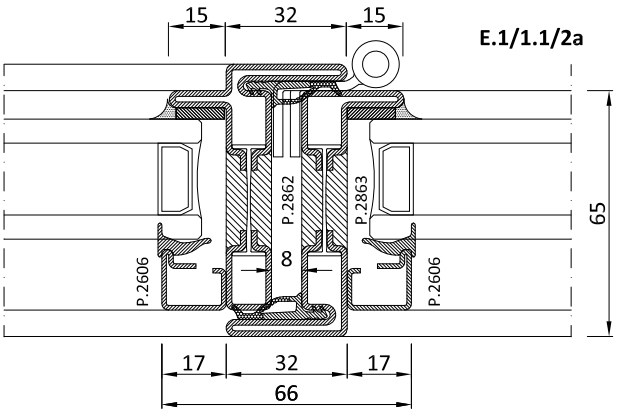
15
32
15
E.1/1.1/2a
P.2862
P.2863
8
P.2606
P.2606
65
17
32
17
66

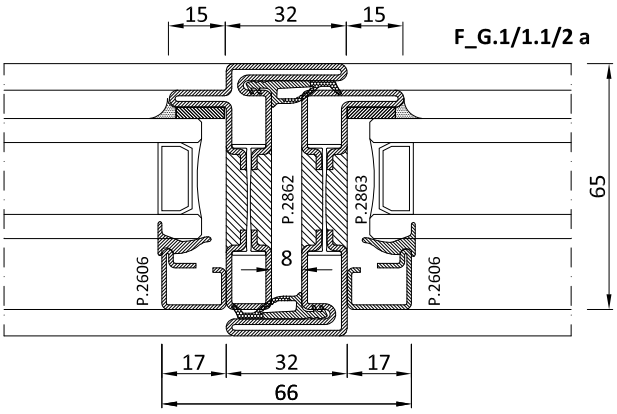
15
32
15
F_G.1/1.1/2 a
P.2862
P.2863
8
P.2606
P.2606
65
17
32
17
66

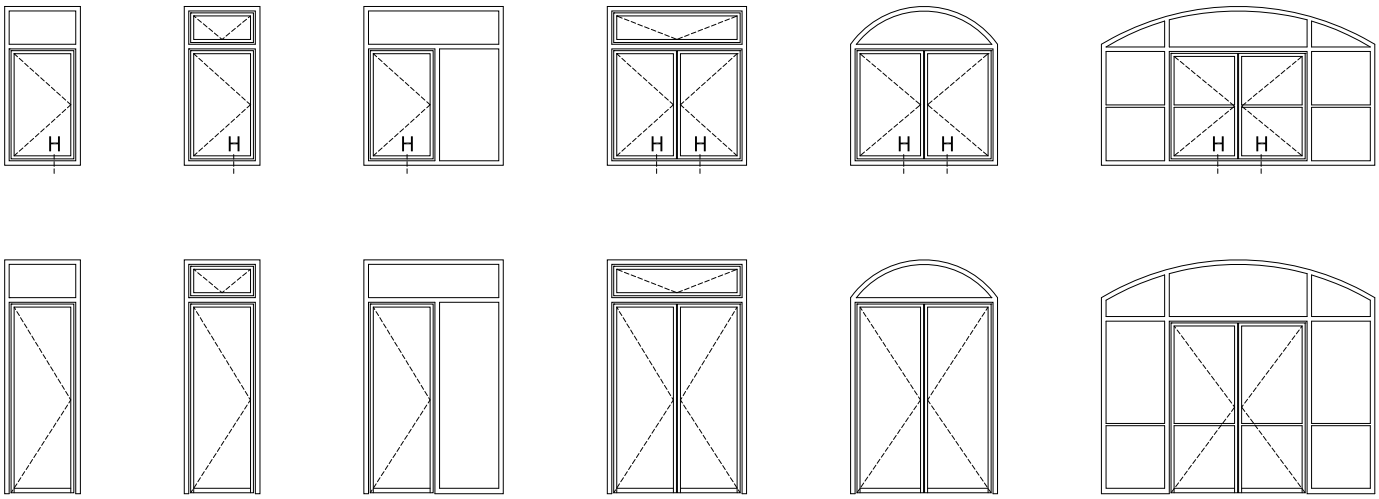


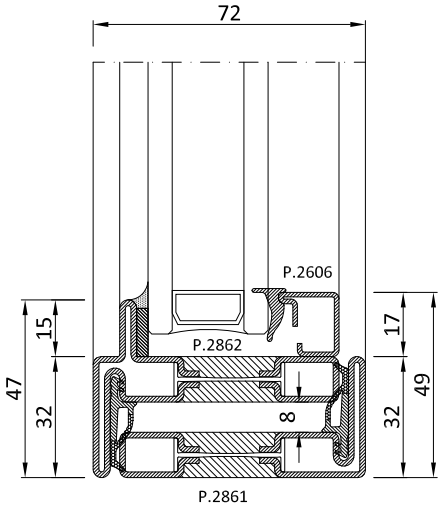


**H.1/1.1/2a**

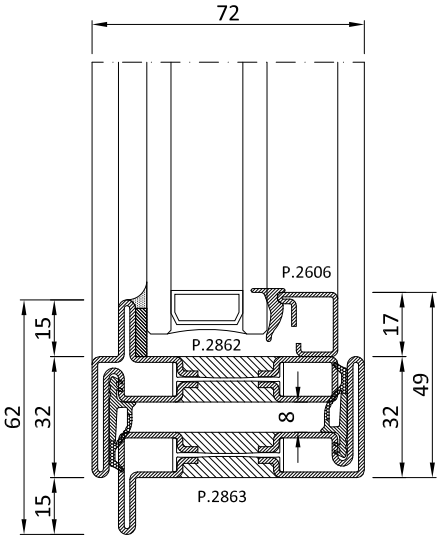


**H.1/1.1/2b**

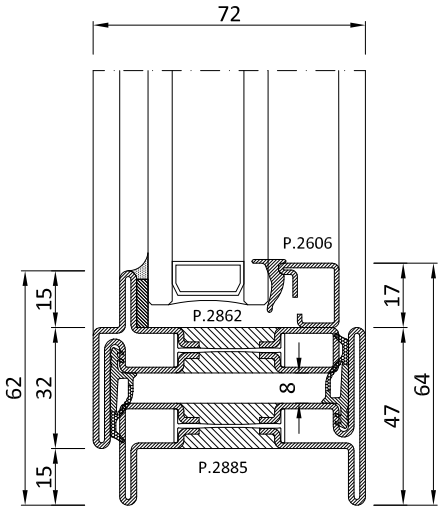


**H.1 c**

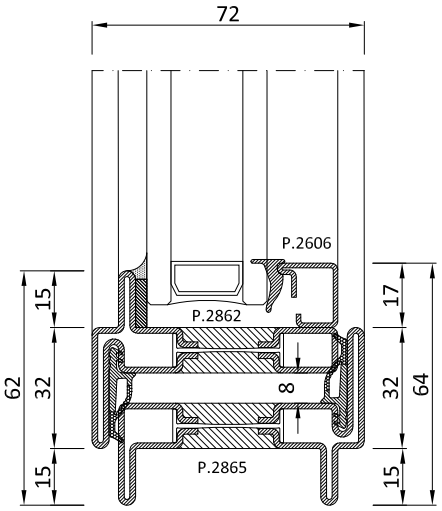


**H.1.1/2c**

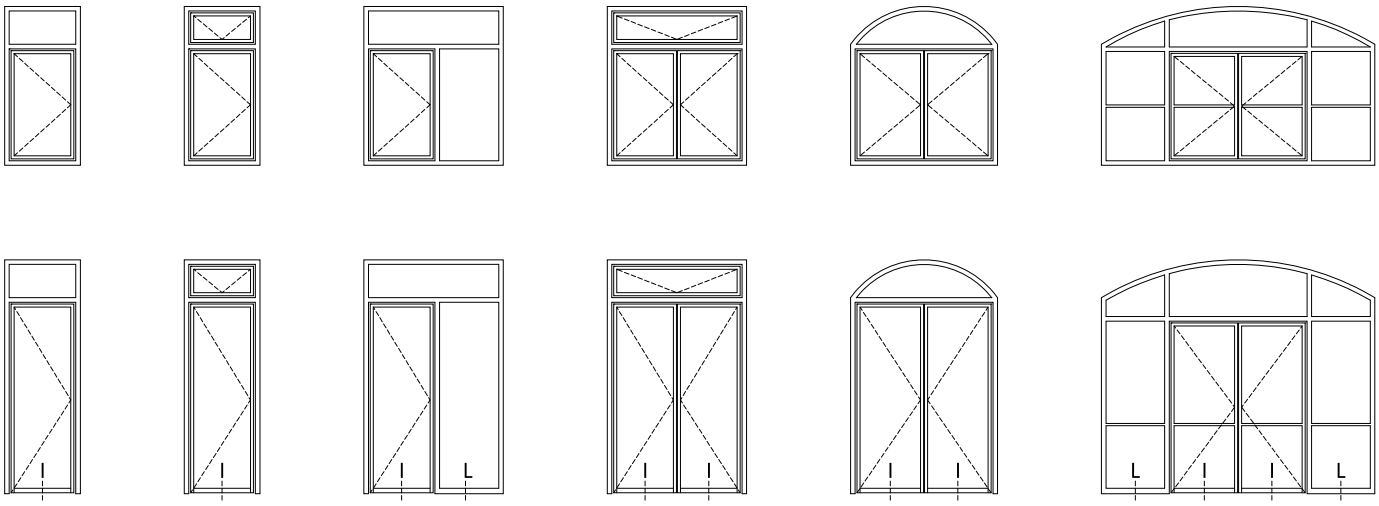


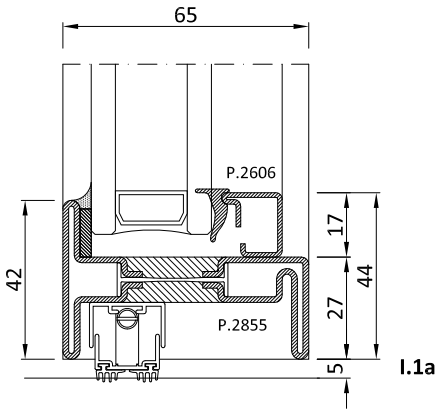


**I.1a**

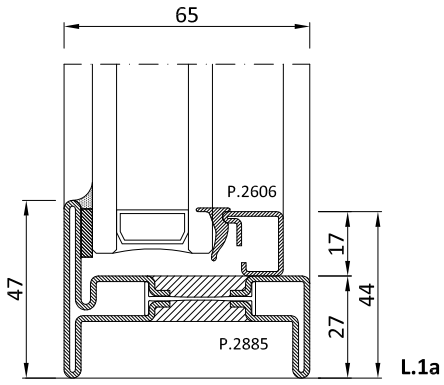


**L.1a**

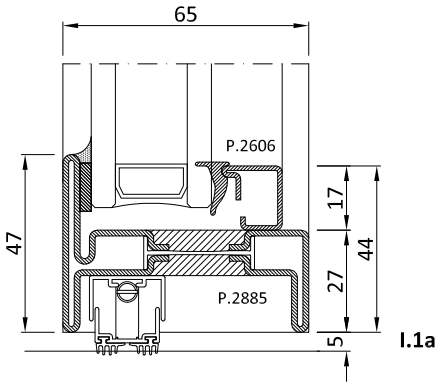


**I.1a bis**

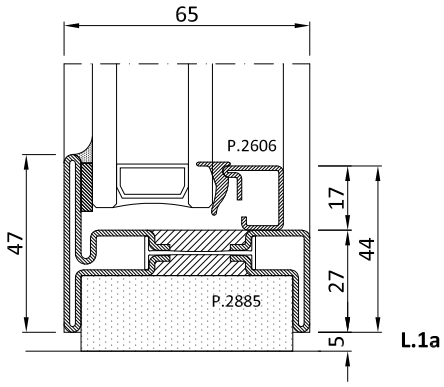


**L.1a bis**

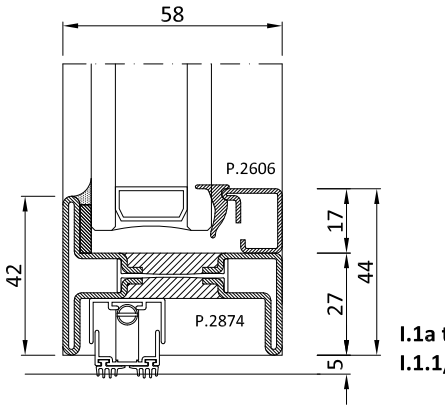


**I.1a ter**
**I.1.1/2 a**

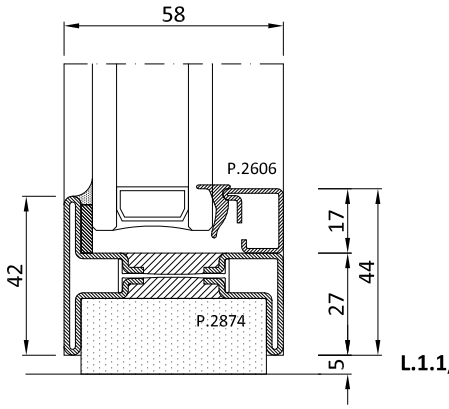


**L.1.1/2a**

* Porta a due ante con profili P.2862/63 standard profilo zoccolo P.2874
** Double leaf door with profiles P.2862/63 standard socle profile P.2874*

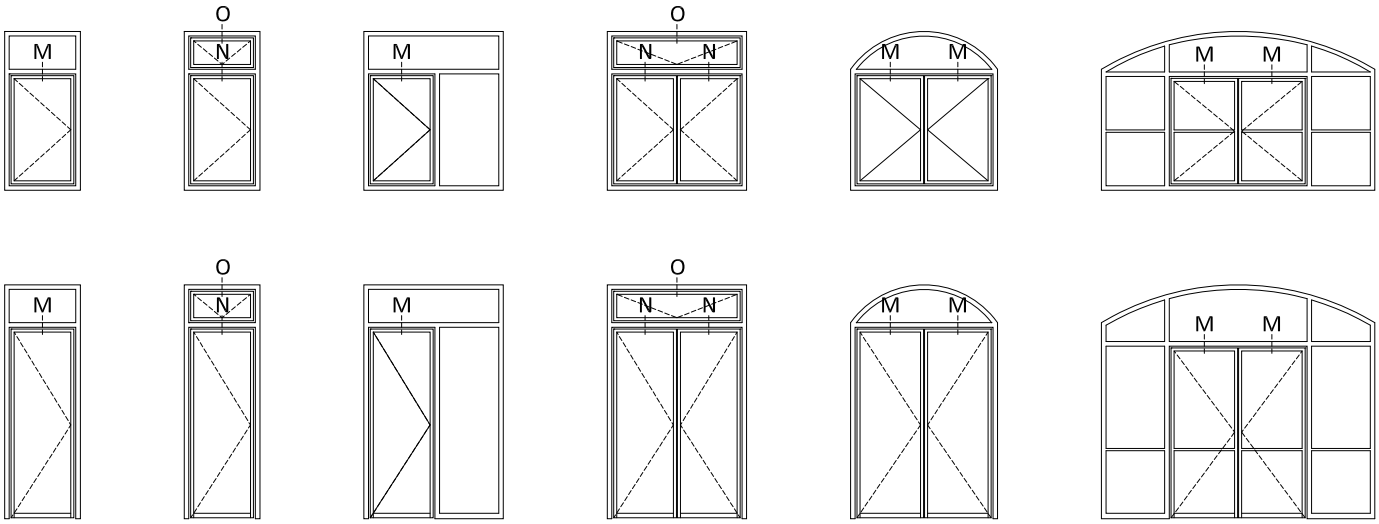


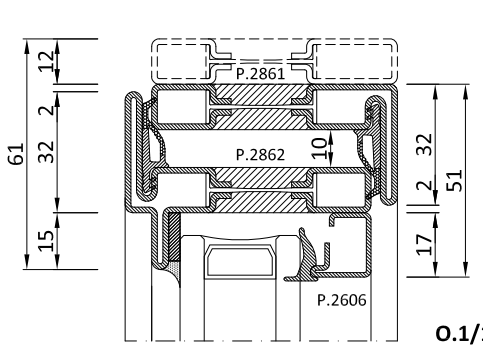


**O.1/1.1/2 a**

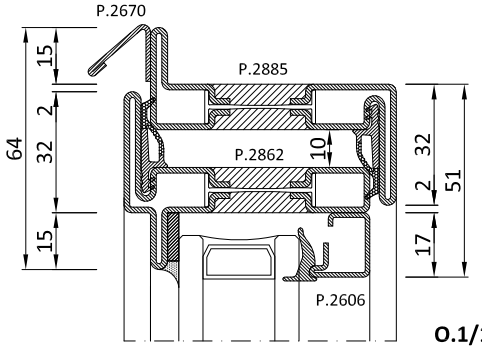


**O.1/1.1/2 b**

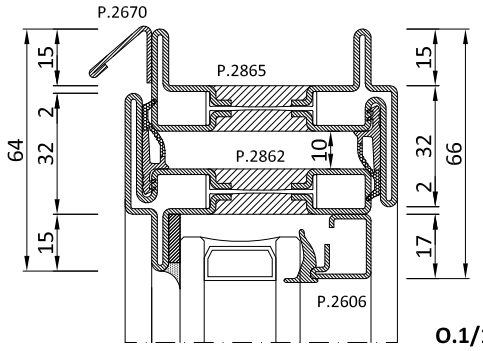


**O.1/1.1/2 c**

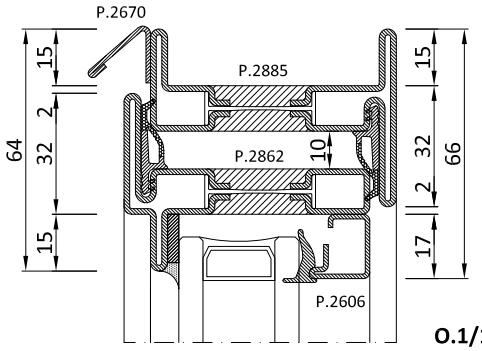


**O.1/1.1/2 d**

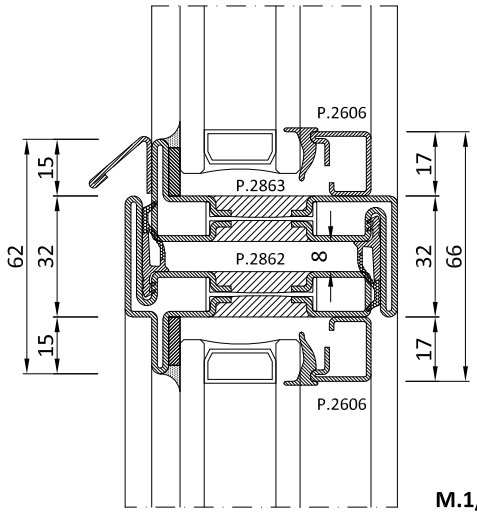


**M.1/1.1/2 a**

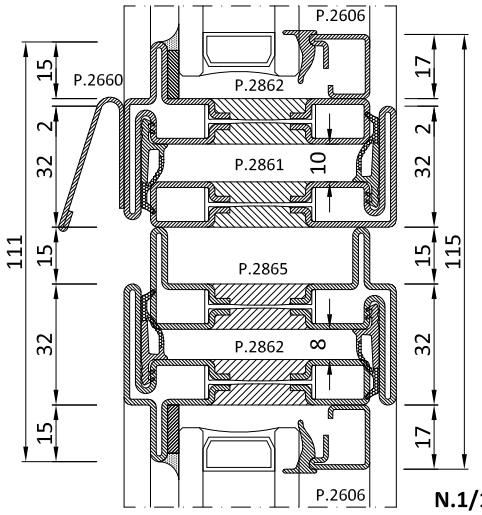


**N.1/1.1/2 a**

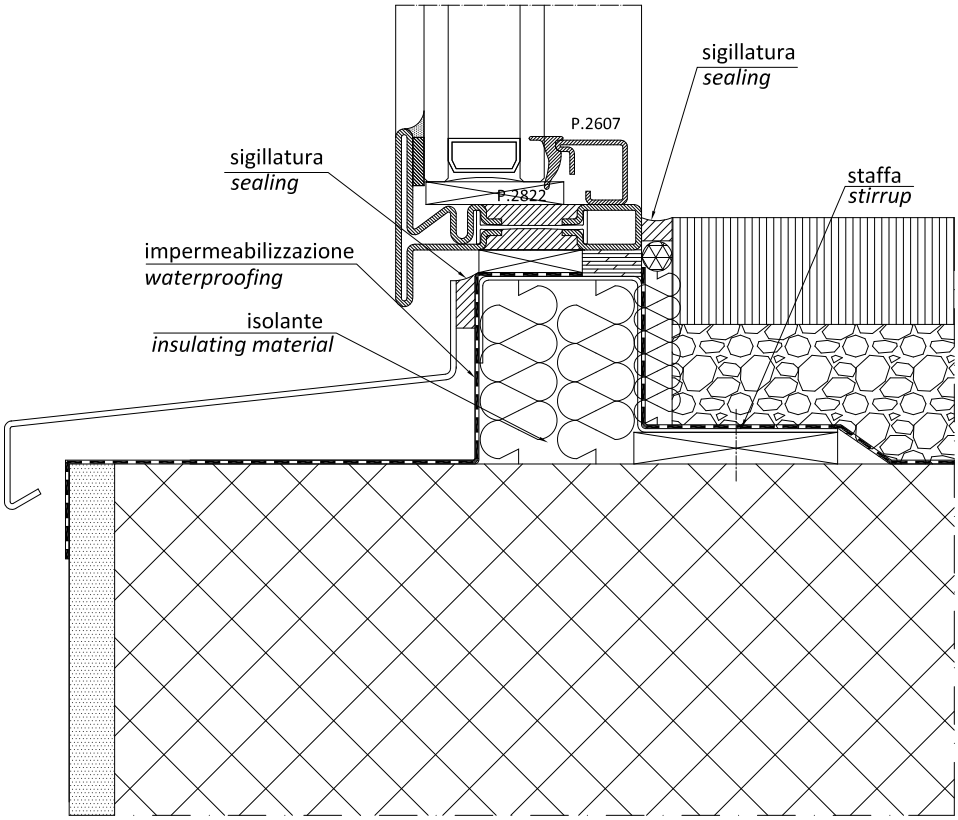
sigillatura
sealing
P.2607
sigillatura
sealing
P.2822
staffa
stirrup
impermeabilizzazione
waterproofing
isolante
insulating material

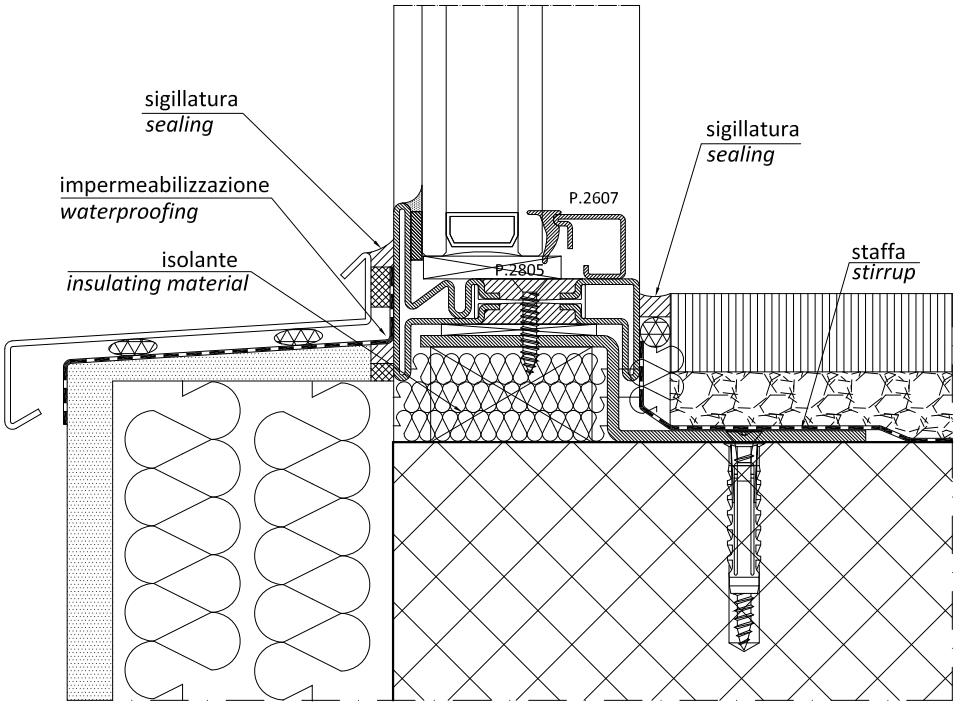
sigillatura
sealing
sigillatura
sealing
impermeabilizzazione
waterproofing
P.2607
isolante
insulating material
P.2805
staffa
stirrup

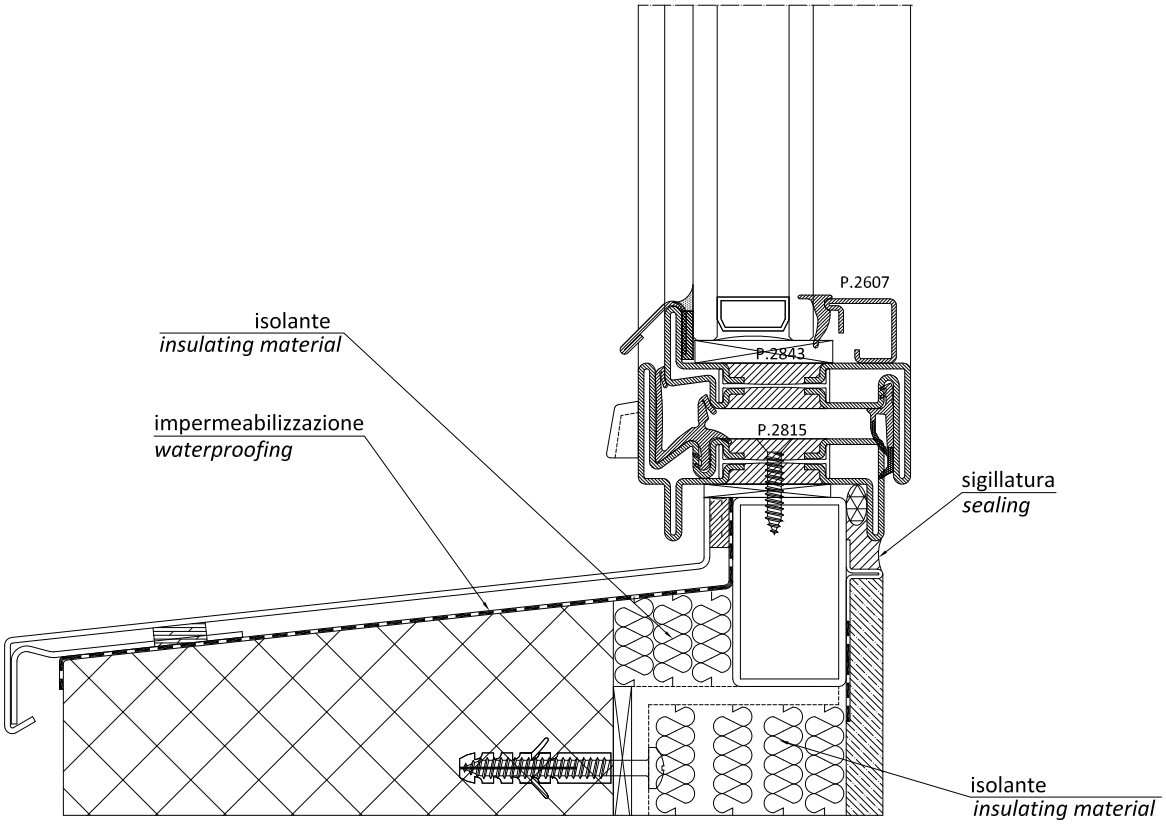
P.2607
isolante
*insulating material*
P.2843
impermeabilizzazione
*waterproofing*
P.2815
sigillatura
*sealing*
isolante
*insulating material*

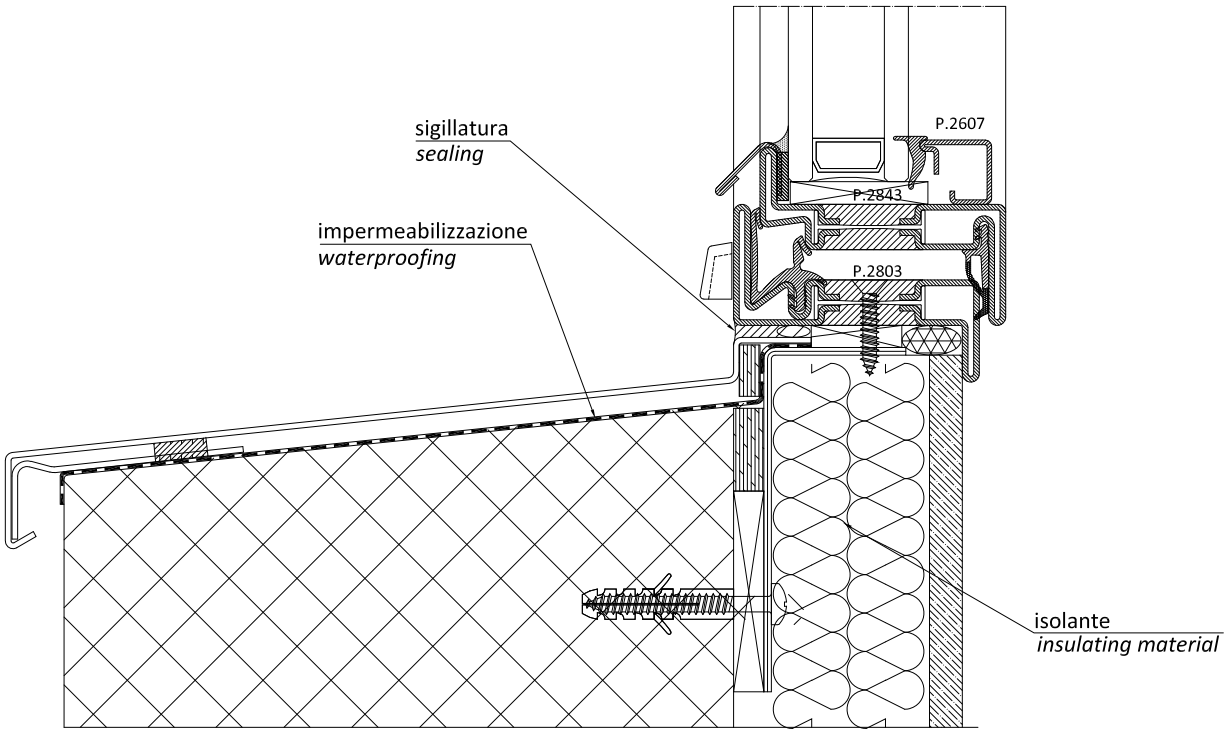
sigillatura
*sealing*
P.2607
P.2843
impermeabilizzazione
*waterproofing*
P.2803
isolante
*insulating material*

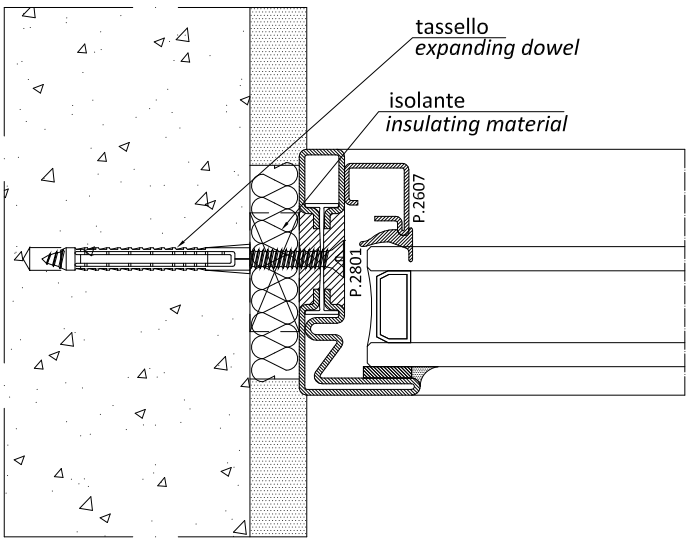
tassello
*expanding dowel*
isolante
*insulating material*
P.2607
P.2801

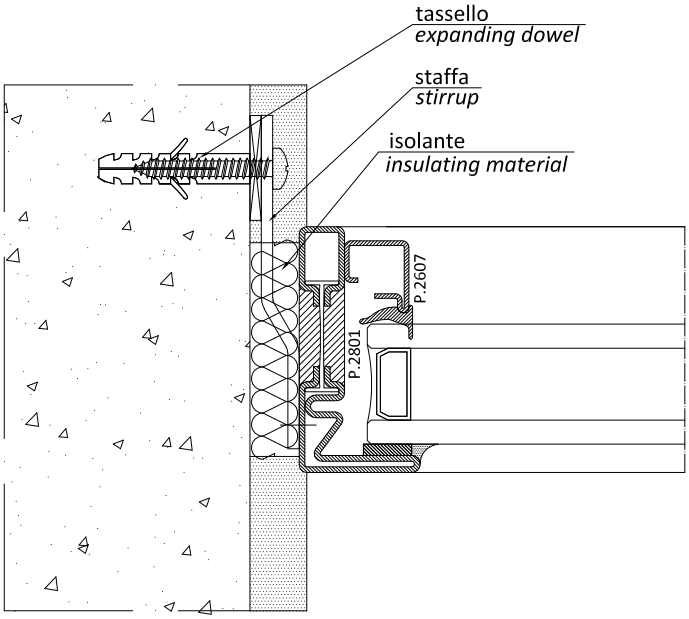
tassello
*expanding dowel*
staffa
*stirrup*
isolante
*insulating material*
P.2607
P.2801

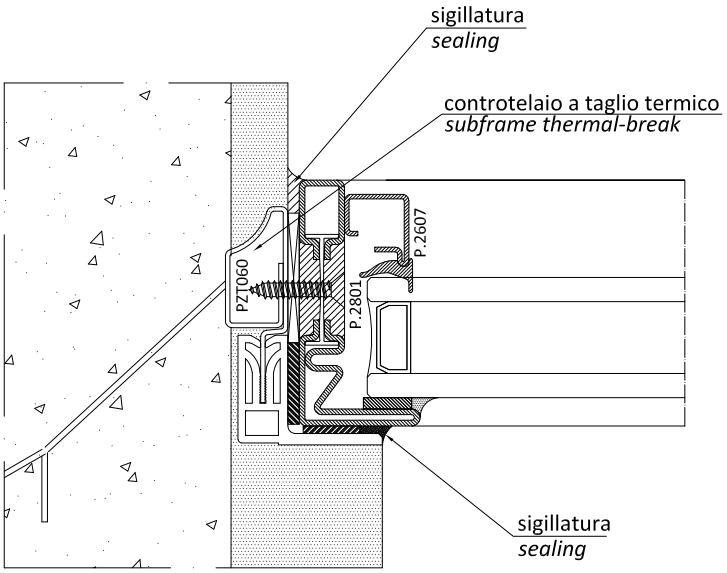
sigillatura
*sealing*
controtelaio a taglio termico
*subframe thermal-break*
P.2607
PZT060
P.2801
sigillatura
*sealing*

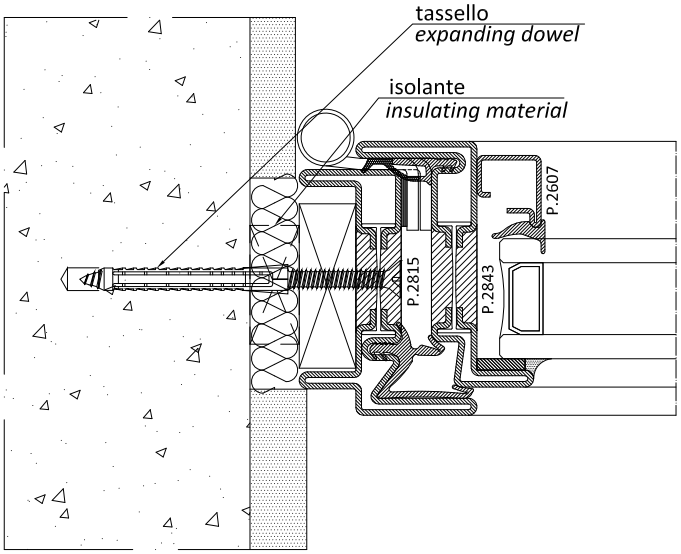


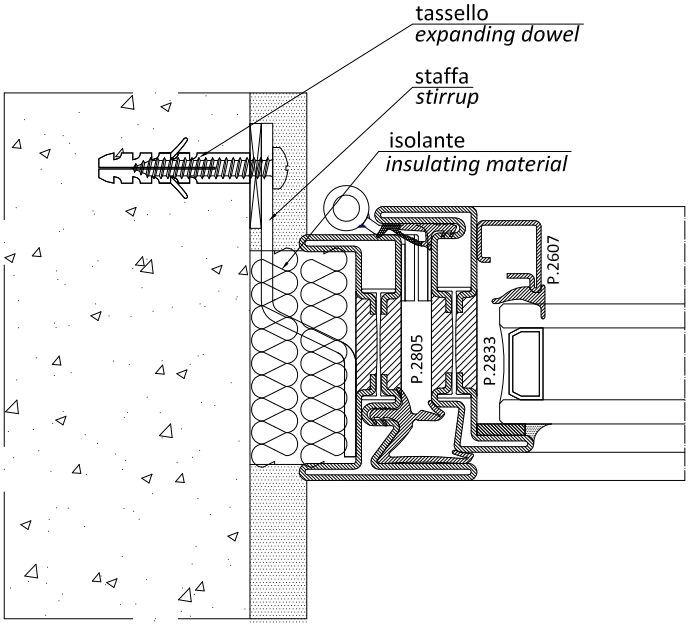


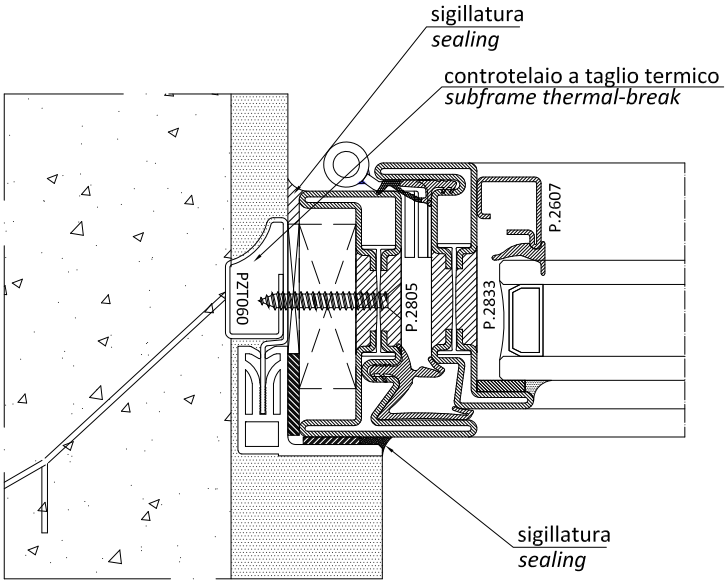


Applicare viti di fissaggio profilo a muro in corrispondenza dell'asse cerniere
*Fixing screws in correspondence of hinge axis*

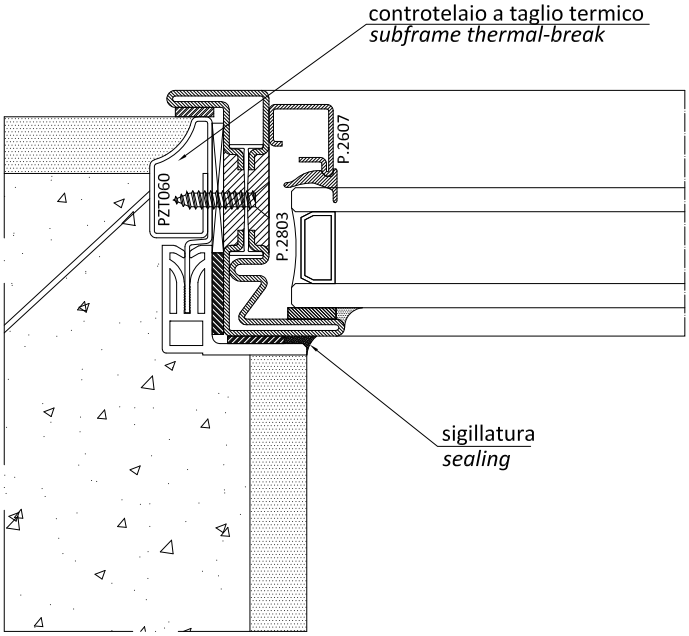


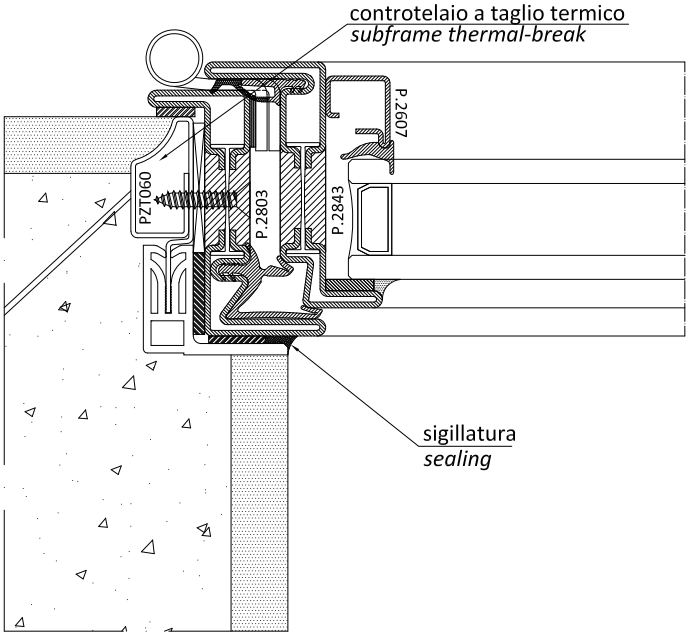


Applicare viti di fissaggio profilo a muro in corrispondenza dell'asse cerniere
*Fixing screws in correspondence of hinge axis*

**Lavorazioni su barra / *Section working***

| | |
|---|---|
| Taglio / *Cut* | 5.1.1-2 \| 5.2.1-2 |
| Fori per cerniere ad avvitare / *Screw-on hinges holes* | 4.3.27-38 |
| Fori e asole per cremonese / *Cremone bolt holes and slots* | 4.3.17-24 |
| Fori e asole per chiusura supplementare / *Additional locking points slots and holes* | 4.3.25-26 |
| Fori per scarico acqua / *Water drip holes* | 4.3.13 |
| Taglio punta per inversione battuta / *Secondary leaf top central joint working* | 4.3.3-18 |
| Fori inserimento rinforzi cerniere / *Hinge reinforcement holes* | 4.3.1-2 |
| Fresatura per catenacci 2° anta / *Secondary leaf flush bolt milling* | 4.3.48-50 |
| Fori limitatori apertura per apertura ad anta / *Casement restrictor stays holes* | 4.3.39-44 |
| Fresature per compassi e limitatori sporgere / *Stay arm and restrictor stays for awning windows milling* | 4.3.45-47 |
| Fori staffe per P.2610 / *P.2610 coupling brackets holes* | 4.3.12 |
| Lavorazione gocciolatoio / *Water drip section workink* | 4.3.13 |
| Fori fissaggio a muro / *Wall mounting holes* | 3.3.1-5 |

**Assiemaggio / *Assembly***

| | |
|---|---|
| Costruzione telai / *Frame assembly* | |
| Saldatura / *Welding* | 4.4.1-4 |
| Inserimento squadrette (profili ottone) / *Brackets insertion (brass section)* | 4.4.2-3 |
| Sigillatura interna della giunzione (profili ottone) / *Internal joint sealing (brass sections)* | 4.4.1 |
| Applicazione accessori / *Accessories installation* | |
| Saldatura cerniere a saldare / *Screw-on hinges holes* | 4.4.5-7 |
| Fori snapper 2° anta / *Secondary leaf snapper holes* | 4.5.6 \| 4.5.8 |
| Fori cerniera a scomparsa vasistas / *Concealed hinges for bottom- hung window holes* | 4.5.21-22 |
| Fori cricchetto e braccetti vasistas / *Finger catch and stay arms for bottom hung window holes* | 4.5.23 |
| Fori chiusure mediane a scomparsa / *Concealed hinge side middle closing holes* | 4.5.16 |
| Fori maniglia trascinamento seconda anta / *Pulling handle secondary leaf holes* | 4.5.24 |
| Fori limitatori apertura per apertura ad anta / *Restrictor stays holes* | 4.3.39-44 |
| Fori per compassi e limitatori sporgere / *Stay arm and restrictor stays for awning windows holes* | 4.3.45-47 |

**Preparazione per verniciatura e ossidazione / *Preparation for the powder coating - burnishing***

| | |
|---|---|
| Fori su telaio per scarichi liquidi pretrattamento / *Holes on frame for the drainage of pretreatment liquid* | 5.1.4 |
| Pulitura della superficie (ottone) / *Cleaning of the surface* | 5.1.4 |

**Montaggio accessori / *Accessories installation***

| | |
|---|---|
| Applicazione e sigillatura guarnizioni giunto aperto / *Sealing of central gasket* | 4.5.1-2 |
| Applicazione scarichi acqua / *Water drip installation* | 4.5.1 |
| Montaggio cerniere / compassi / vasistas etc. / *Hinges and arms installation (side hung, bottom-hung, awning)* | 4.5.15-23 |
| Montaggio cremonese e incontri / *Cremone bolt installion* | 4.5.3-15 |
| Montaggio guarnizioni di battuta / *Gasket installation* | … |
| Sigillatura angolo nel TT / *Corner joint sealing* | 4.5.1 |

**Vetrazione / *Glazing***

| | |
|---|---|
| Applicazione clips fermavetro / G*lazing bead clips installation* | 2.8.1-12 |
| Applicazione vetro (spessoramento) / *Glazing installation (setting blocks)* | 4.6.1 |

| | |
|---|---|
| **Lavorazioni su barra / *Bar workings*** | |
| Taglio / *Cut* | 5.1.1-2 \| 5.2.1-2 |
| Fori per cerniere ad avvitare / *Screw-on hinges holes* | 4.3.27-38 |
| Fori e asole per serratura e incontri / *Lock and strike slots and holes* | 4.3.53-56 |
| Fori e asole per chiusura supplementare / *Additional locking points slots and holes* | 4.3.57-58 |
| Taglio punta per inversione battuta / *Secondary leaf top central joint working* | 4.3.3-8 |
| Fori inserimento rinforzi cerniere / *Hinge reinforcement holes* | 4.3.1-2 |
| Fresatura per catenacci 2° anta / *Secondary leaf flush bolt milling* | 4.3.48-50 |
| Fori fissaggio a muro / *Wall mounting holes* | 3.3.1-5 |
| **Assiemaggio / *Assembly*** | |
| Costruzione telai / *Frame assembly* | |
| Saldatura / *Welding* | 4.4.1-3 |
| Inserimento squadrette (profili ottone) / *Brackets insertion (brass section)* | 4.4.2-3 |
| Sigillatura interna della giunzione (profili ottone) / *Internal corner joint sealing (brass sections)* | 4.4.1 |
| Applicazione accessori / *Accessories installation* | |
| Saldatura cerniere a saldare / *Weld-on hinges welding* | 4.4.5-7 |
| Lavorazione per paraspiffero automatico / *Automatic door bottom seal working* | 4.3.51-52 |
| **Preparazione per verniciatura e ossidazione / *Preparation for the powder coating – burnishing*** | |
| Fori su telaio per scarichi liquidi pretrattamento / *Holes on frame for the drainage of pretreatment liquid* | 5.1.4 |
| Pulitura della superficie (ottone) / *Cleaning of the surface* | 5.1.4 |
| **Montaggio accessori / *Accessories installation*** | |
| Montaggio cerniere / *Hinges installation* | 4.3.27-38 |
| Montaggio serratura e incontri / *Lock and strikes installation* | 4.5.25-28 |
| Applicazione paraspiffero automatico / *Automatic door bottom seal installation* | 4.3.51-52 |
| Montaggio catenaccio / *Flush bolt installation* | 4.3.48-50 |
| Montaggio guarnizioni di battuta / *Gasket installation* | … |
| Sigillatura angolo nel TT / *Corner joint sealing* | 4.5.1 |
| **Vetrazione / *Glazing*** | |
| Applicazione clips fermavetro / G*lazing bead clips installation* | 2.8.1-12 |
| Applicazione vetro (spessoramento) / *Glazing installation (setting blocks)* | 4.6.1 |

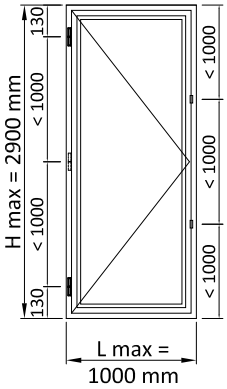


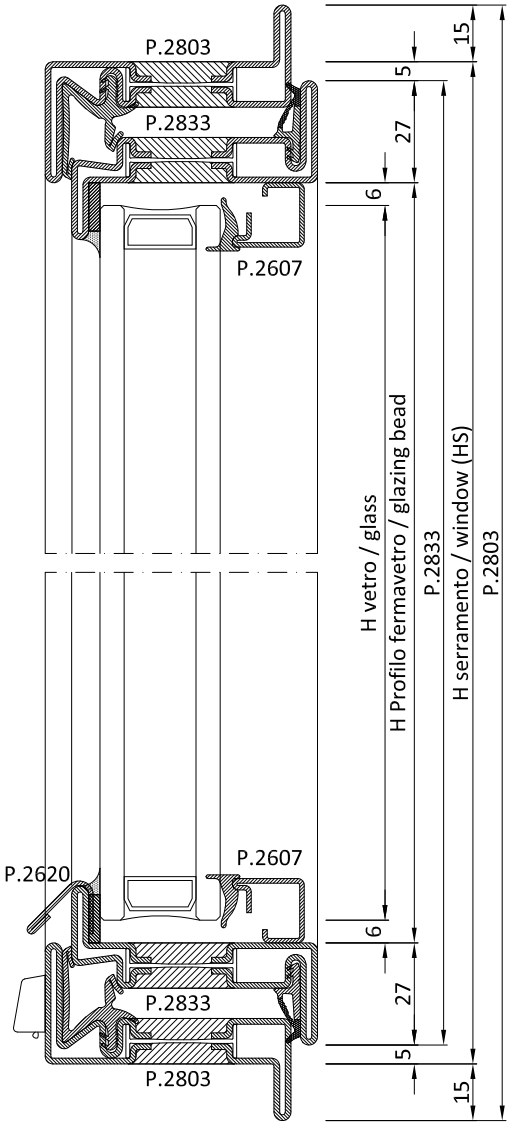


| | **PROFILI** | ***PROFILES*** | | | | |
|---|---|---|---|---|---|---|
| Cod. | Descrizione | *Description* | n° | Dim. | Taglio | *Cutting* |
| | **Telaio** | ***Frame*** | | | | |
| P.2803 | Profilo a "Z" telaio | *"Z" profile frame* | 2 | LS+30 | 45° | 45° |
| P.2803 | Profilo a "Z" telaio | *"Z" profile frame* | 2 | HS+30 | 45° | 45° |
| | **Anta** | ***Leaf*** | | | | |
| P.2833 | Profilo a "Z" anta | *"Z" profile leaf* | 2 | LS-10 | 45° | 45° |
| P.2833 | Profilo a "Z" anta | *"Z" profile leaf* | 2 | HS-10 | 45° | 45° |
| P.2620 | Profilo battiacqua | *Water drip profile* | 1 | LS-69 | 90° | 90° |
| | **Fermavetri** | ***Glazing beads*** | | | | |
| P.2607 | Profilo fermavetro | *Glazing bead profile* | 2 | LS-64 | 45° | 45° |
| P.2607 | Profilo fermavetro | *Glazing bead profile* | 2 | HS-64 | 45° | 45° |
| | **Vetri** | ***Glass unit*** | | | | |
| - | Vetrocamera | *Insulated glass* | 1 | LS-76 x HS-76 | | |

| | **ACCESSORI** | ***HARDWARE*** | |
|---|---|---|---|
| Cod. | Descrizione | *Description* | n° |
| AC2608 | Clips fissaggio fermavetri | *Clips to secure glazing beads* | Var. |
| AC2617NG | Guarnizione d'angolo | *Vulcanised corner gasket* | 4 |
| AC2618 | Scarico acqua | *Water drip* | Var. |
| AC2623D/S | Kit cremonese | *Cremone bolt set* | 1 |
| AC2626R | Kit per terza chiusura | *Three-point lock system kit* | Var. |
| AC2627 | Chiusura mediana lato cerniere | *Hinge-side middle closing* | Var. |
| AC .... | Cerniere | *Hinges* | Var. |
| ACV78.. | Maniglia "Vitruvio" | *"Vitruvio" handle* | 1 |
| AC2803I* | Kit squadrette per P.2803 | *Corner brackets kit for P.2803* | 4 |
| AC2833I* | Kit squadrette per P.2833 | *Corner brackets kit for P.2833* | 4 |

| | **GUARNIZIONI** | ***GASKETS*** | | |
|---|---|---|---|---|
| Cod. | Descrizione | *Description* | n° | Dim. |
| GE2600TT | Guarnizione esterna di battuta | *Rebating gasket* | 1 | 2xLS+2xHS |
| GE2603 | Guarnizione giunto aperto | *Weather strip for open joint* | 1 | 2xLS+2xHS |
| GU2036 | Piattina adesiva fondo giunto | *Adhesive shim for joint* | 1 | 2xLS+2xHS |
| GP0095 | Guarnizione interna vetro | *Internal weather strip* | 1 | 2xLS+2xHS |

* solo con profili ottone
*only with brass profiles*

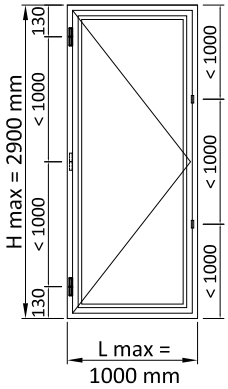


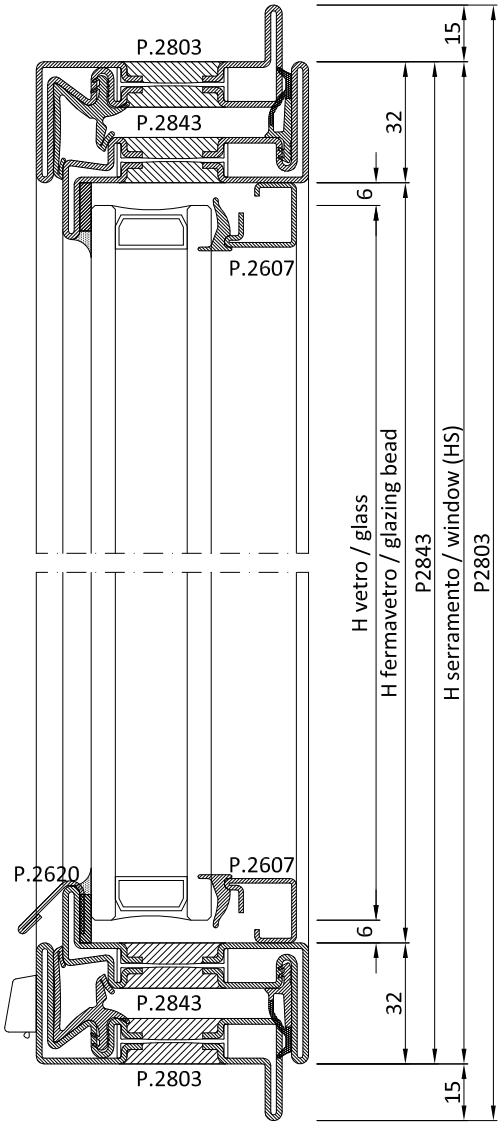


| | **PROFILI** | ***PROFILES*** | | | | |
|---|---|---|---|---|---|---|
| Cod. | Descrizione | *Description* | n° | Dim. | Taglio | *Cutting* |
| | **Telaio** | ***Frame*** | | | | |
| P.2803 | Profilo a "Z" telaio | *"Z" profile frame* | 2 | LS+30 | 45° | 45° |
| P.2803 | Profilo a "Z" telaio | *"Z" profile frame* | 2 | HS+30 | 45° | 45° |
| | **Anta** | ***Leaf*** | | | | |
| P.2843 | Profilo a "Z" anta | *"Z" profile leaf* | 2 | LS | 45° | 45° |
| P.2843 | Profilo a "Z" anta | *"Z" profile leaf* | 2 | HS | 45° | 45° |
| P.2620 | Profilo battiacqua | *Water drip profile* | 1 | LS-69 | 90° | 90° |
| | **Fermavetri** | ***Glazing beads*** | | | | |
| P.2607 | Profilo fermavetro | *Glazing bead profile* | 2 | LS-64 | 45° | 45° |
| P.2607 | Profilo fermavetro | *Glazing bead profile* | 2 | HS-64 | 45° | 45° |
| | **Vetri** | ***Glass unit*** | | | | |
| - | Vetrocamera | *Insulated glass* | 1 | LS-76 x HS-76 | | |

| | **ACCESSORI** | ***HARDWARE*** | |
|---|---|---|---|
| Cod. | Descrizione | *Description* | n° |
| AC2608 | Clips fissaggio fermavetri | *Clips to secure glazing beads* | Var. |
| AC2617NG | Guarnizione d'angolo | *Vulcanised corner gasket* | 4 |
| AC2618 | Scarico acqua | *Water drip* | Var. |
| AC2625D/S | Kit cremonese | *Cremone bolt set* | 1 |
| AC2626R | Kit per terza chiusura | *Three-point lock system kit* | Var. |
| AC2627 | Chiusura mediana lato cerniere | *Hinge-side middle closing* | Var. |
| AC .... | Cerniere | *Hinges* | Var. |
| ACV77.. | Maniglia "Vitruvio" | *"Vitruvio" handle* | 1 |
| AC2803I* | Kit squadrette per P.2803 | *Corner brackets kit for P.2803* | 4 |
| AC2843I* | Kit squadrette per P.2843 | *Corner brackets kit for P.2843* | 4 |

| | **GUARNIZIONI** | ***GASKETS*** | | |
|---|---|---|---|---|
| Cod. | Descrizione | *Description* | n° | Dim. |
| GE2645TT | Guarnizione esterna di battuta | *Rebating gasket* | 1 | 2xLS+2xHS |
| GE2603 | Guarnizione giunto aperto | *Weather strip for open joint* | 1 | 2xLS+2xHS |
| GU2036 | Piattina adesiva fondo giunto | *Adhesive shim for joint* | 1 | 2xLS+2xHS |
| GP0095 | Guarnizione interna vetro | *Internal weather strip* | 1 | 2xLS+2xHS |

* solo con profili ottone
*only with brass profiles*

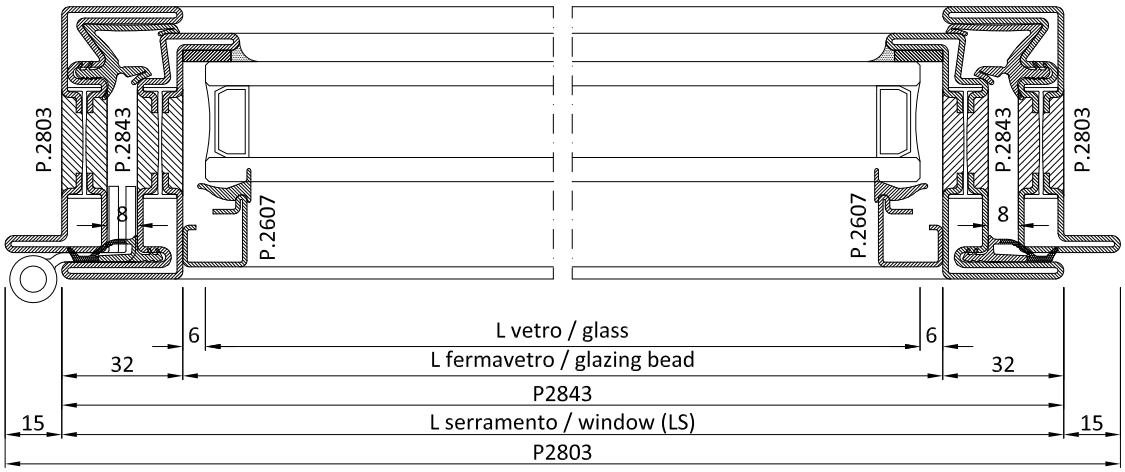

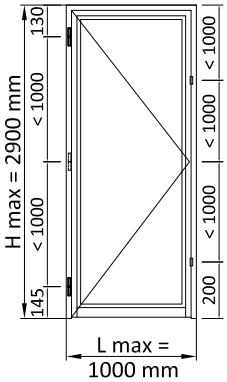


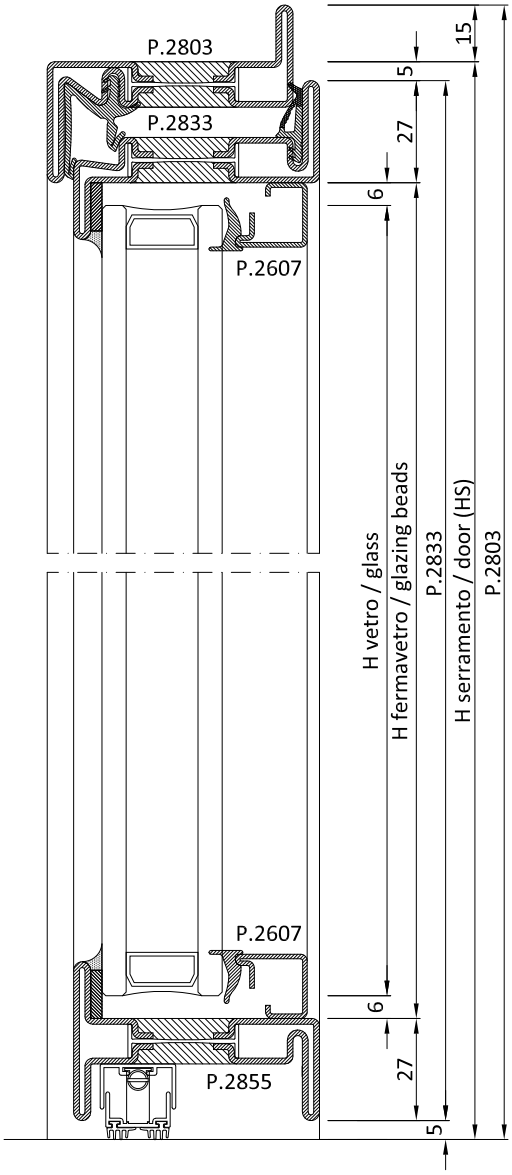


| | PROFILI | *PROFILES* | | | | |
|---|---|---|---|---|---|---|
| Cod. | Descrizione | *Description* | n° | Dim. | Taglio | *Cutting* |
| | **Telaio** | ***Frame*** | | | | |
| P.2803 | Profilo a "Z" telaio | *"Z" profile frame* | 1 | LS+30 | 45° | 45° |
| P.2803 | Profilo a "Z" telaio | *"Z" profile frame* | 1 | HS+15 | 45° | 90° |
| P.2803 | Profilo a "Z" telaio | *"Z" profile frame* | 1 | HS+15 | 90° | 45° |
| | **Anta** | ***Leaf*** | | | | |
| P.2833 | Profilo a "Z" anta | *"Z" profile leaf* | 1 | LS-10 | 45° | 45° |
| P.2833 | Profilo a "Z" anta | *"Z" profile leaf* | 1 | HS-10 | 45° | 90° |
| P.2833 | Profilo a "Z" anta | *"Z" profile leaf* | 1 | HS-10 | 90° | 45° |
| P.2855 | Profilo Zoccolo | *Socle profile* | 1 | LS-64 | 90° | 90° |
| | **Fermavetri** | ***Glazing beads*** | | | | |
| P.2607 | Profilo fermavetro | *Glazing bead profile* | 2 | LS-64 | 45° | 45° |
| P.2607 | Profilo fermavetro | *Glazing bead profile* | 2 | HS-64 | 45° | 45° |
| | **Vetri** | ***Glass unit*** | | | | |
| - | Vetrocamera | *Insulated glass* | 1 | LS-76 x HS-76 | | |

| | ACCESSORI | *HARDWARE* | |
|---|---|---|---|
| Cod. | Descrizione | *Description* | n° |
| AC2608 | Clips fissaggio fermavetri | *Clips to secure glazing beads* | Var. |
| AC2617NG | Guarnizione d'angolo | *Vulcanised corner gasket* | 2 |
| AC2636.x | Guarnizione automatica | *Automatic underdoor seal gasket* | 1 |
| AC .... | Serratura | *Lock* | 1 |
| AC2695D/S | Punto di chiusura agg. (con AC2694) | *Additional closing* | Opz. |
| AC2696 /97 | Scatola copri serratura | *Lock cover box* | 1 |
| AC .... | Cerniere | *Hinges* | Var. |
| ACV95.. | Maniglia "Vitruvio" | *"Vitruvio" handle* | 1 |
| AC2803I* | Kit squadrette per P.2803 | *Corner brackets kit for P.2803* | 2 |
| AC2833I* | Kit squadrette per P.2833 | *Corner brackets kit for P.2833* | 2 |

| | GUARNIZIONI | *GASKETS* | | |
|---|---|---|---|---|
| Cod. | Descrizione | *Description* | n° | Dim. |
| GE2600TT | Guarnizione esterna di battuta | *Rebating gasket* | 1 | 1xLS+2xHS |
| GE2603 | Guarnizione giunto aperto | *Weather strip for open joint* | 1 | 1xLS+2xHS |
| GU2036 | Piattina adesiva fondo giunto | *Adhesive shim for joint* | 1 | 2xLS+2xHS |
| GP0095 | Guarnizione interna vetro | *Internal weather strip* | 1 | 2xLS+2xHS |

* solo con profili ottone
*only with brass profiles*

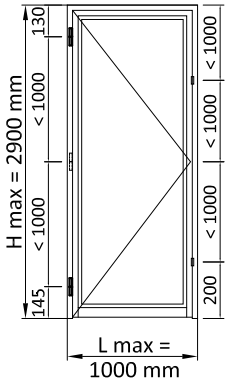


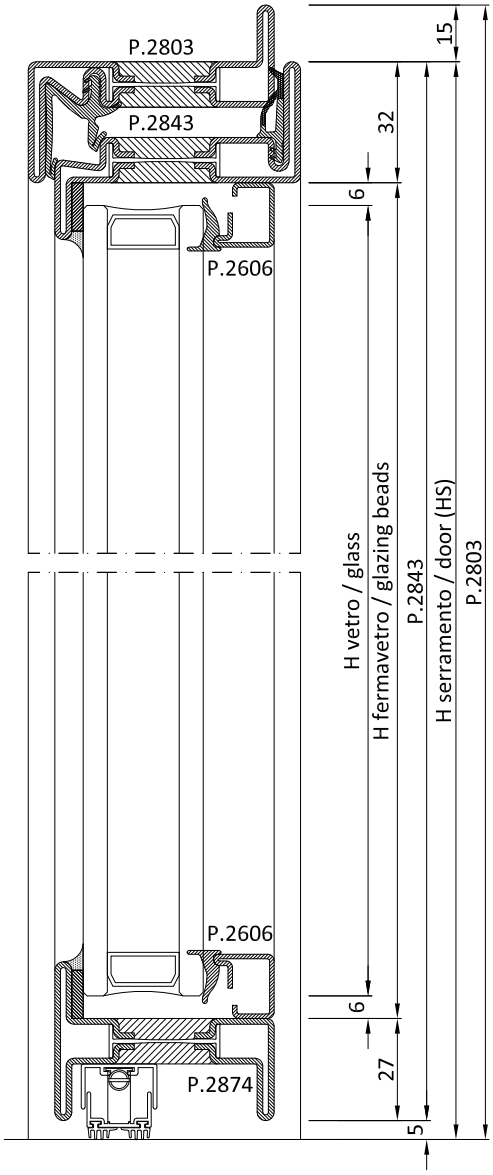


| | PROFILI | *PROFILES* | | | | |
|---|---|---|---|---|---|---|
| Cod. | Descrizione | *Description* | n° | Dim. | Taglio | *Cutting* |
| | **Telaio** | ***Frame*** | | | | |
| P.2803 | Profilo a "Z" telaio | *"Z" profile frame* | 1 | LS+30 | 45° | 45° |
| P.2803 | Profilo a "Z" telaio | *"Z" profile frame* | 1 | HS+15 | 45° | 90° |
| P.2803 | Profilo a "Z" telaio | *"Z" profile frame* | 1 | HS+15 | 90° | 45° |
| | **Anta** | ***Leaf*** | | | | |
| P.2843 | Profilo a "Z" anta | *"Z" profile leaf* | 1 | LS | 45° | 45° |
| P.2843 | Profilo a "Z" anta | *"Z" profile leaf* | 1 | HS-5 | 45° | 90° |
| P.2843 | Profilo a "Z" anta | *"Z" profile leaf* | 1 | HS-5 | 90° | 45° |
| P.2874 | Profilo Zoccolo | *Socle profile* | 1 | LS-64 | 90° | 90° |
| | **Fermavetri** | ***Glazing beads*** | | | | |
| P.2606 | Profilo fermavetro | *Glazing bead profile* | 2 | LS-64 | 45° | 45° |
| P.2606 | Profilo fermavetro | *Glazing bead profile* | 2 | HS-64 | 45° | 45° |
| | **Vetri** | ***Glass unit*** | | | | |
| - | Vetrocamera | *Insulated glass* | 1 | LS-76 x HS-76 | | |

| | ACCESSORI | *HARDWARE* | |
|---|---|---|---|
| Cod. | Descrizione | *Description* | n° |
| AC2608 | Clips fissaggio fermavetri | *Clips to secure glazing beads* | Var. |
| AC2617NG | Guarnizione d'angolo | *Vulcanised corner gasket* | 2 |
| AC2636.x | Guarnizione automatica | *Automatic underdoor seal gasket* | 1 |
| AC .... | Serratura | *Lock* | 1 |
| AC2695D/S | Punto di chiusura agg. (con AC2694) | *Additional closing* | Opz. |
| AC2696 /97 | Scatola copri serratura | *Lock cover box* | 1 |
| AC .... | Cerniere | *Hinges* | Var. |
| ACV95.. | Maniglia "Vitruvio" | *"Vitruvio" handle* | 1 |
| AC2803I* | Kit squadrette per P.2803 | *Corner brackets kit for P.2803* | 2 |
| AC2843I* | Kit squadrette per P.2843 | *Corner brackets kit for P.2843* | 2 |

| | GUARNIZIONI | *GASKETS* | | |
|---|---|---|---|---|
| Cod. | Descrizione | *Description* | n° | Dim. |
| GE2645TT | Guarnizione esterna di battuta | *Rebating gasket* | 1 | 1xLS+2xHS |
| GE2603 | Guarnizione giunto aperto | *Weather strip for open joint* | 1 | 1xLS+2xHS |
| GU2036 | Piattina adesiva fondo giunto | *Adhesive shim for joint* | 1 | 2xLS+2xHS |
| GP0095 | Guarnizione interna vetro | *Internal weather strip* | 1 | 2xLS+2xHS |

* solo con profili ottone
*only with brass profiles*

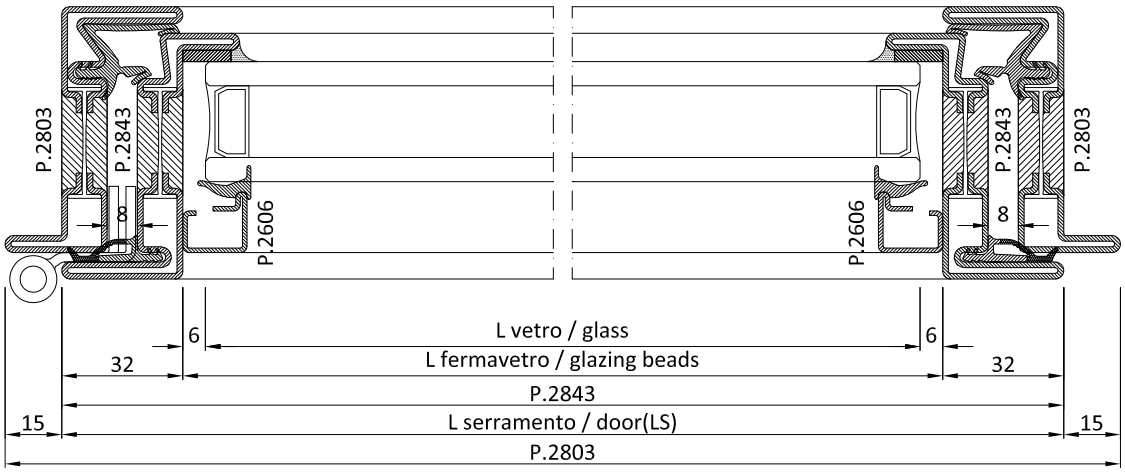

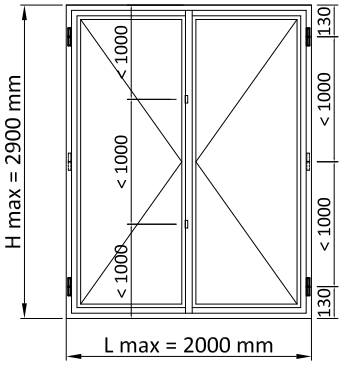


| | **PROFILI** | ***PROFILES*** | | | | |
|---|---|---|---|---|---|---|
| Cod. | Descrizione | *Description* | n° | Dim. | Taglio | *Cutting* |
| | **Telaio** | ***Frame*** | | | | |
| P.2803 | Profilo a "Z" telaio | *"Z" profile frame* | 2 | LS+30 | 45° | 45° |
| P.2803 | Profilo a "Z" telaio | *"Z" profile frame* | 2 | HS+30 | 45° | 45° |
| | **Anta** | ***Leaf*** | | | | |
| P.2833 | Profilo a "Z" anta | *"Z" profile leaf* | 4 | LS/2+6 | 45° | 45° |
| P.2833 | Profilo a "Z" anta | *"Z" profile leaf* | 3 | HS-10 | 45° | 45° |
| P.2832 | Profilo a "T" anta | *"T" profile leaf* | 1 | HS | 45° | 45° |
| P.2610 | Profilo riporto per cremonese | *additional profile for cremone* | 1 | HS-10 | 90° | 90° |
| P.2620 | Profilo battiacqua | *Water drip profile* | 2 | LS/2-53 | 90° | 90° |
| | **Fermavetri** | ***Glazing beads*** | | | | |
| P.2607 | Profilo fermavetro | *Glazing bead profile* | 4 | LS/2-48 | 45° | 45° |
| P.2607 | Profilo fermavetro | *Glazing bead profile* | 4 | HS-64 | 45° | 45° |
| | **Vetri** | ***Glass unit*** | | | | |
| - | Vetrocamera | *Insulated glass* | 2 | LS/2-60 x HS-76 | | |

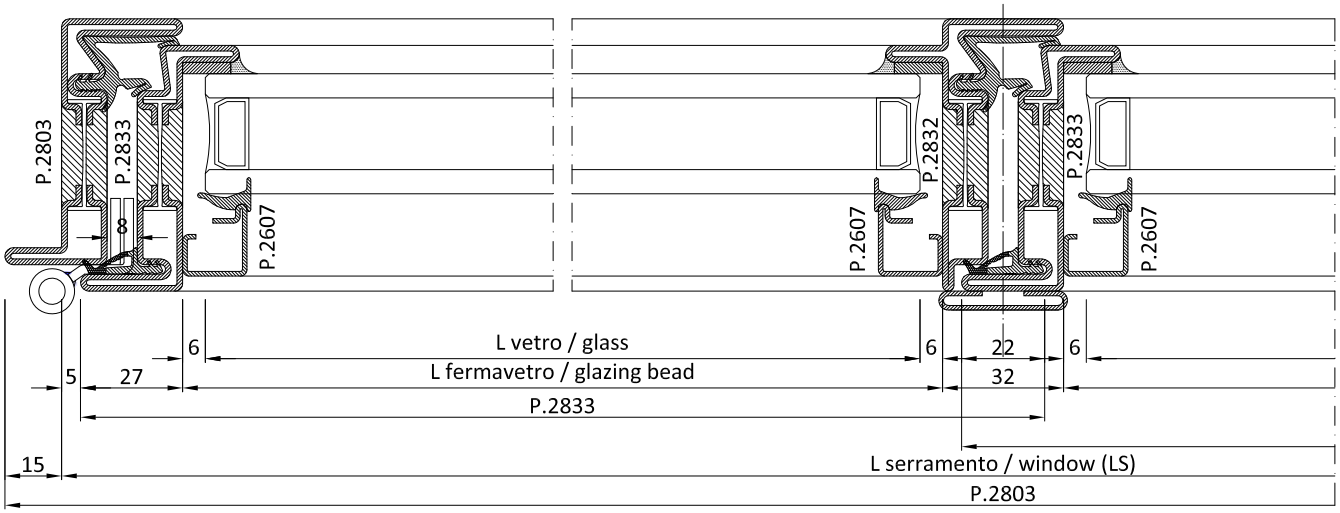

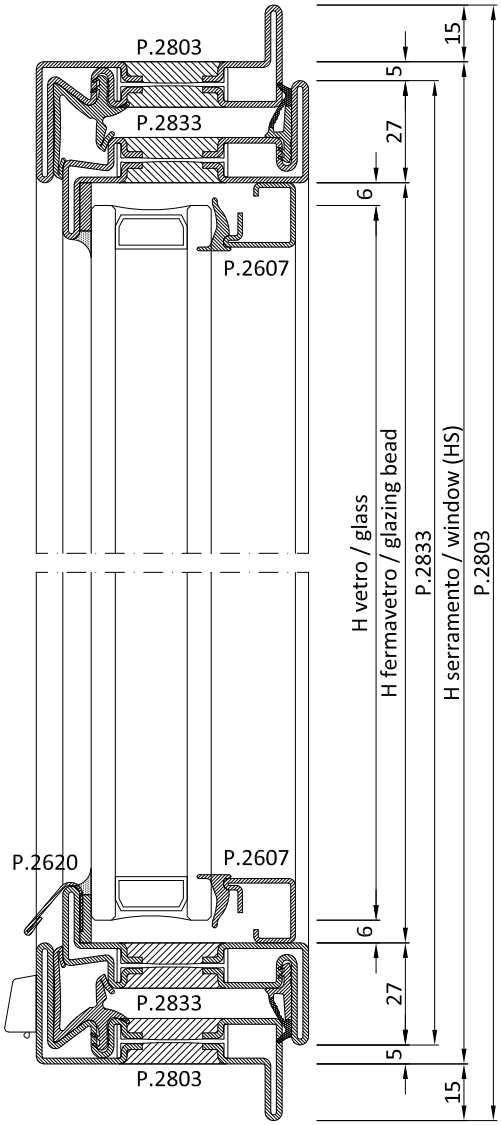


| | ACCESSORI | *HARDWARE* | |
|---|---|---|---|
| Cod. | Descrizione | *Description* | n° |
| AC2608 | Clips fissaggio fermavetri | *Clips to secure glazing beads* | Var. |
| AC2610 | Accessorio fissaggio P.2610 | *Accessories for fixing P.2610* | Var. |
| AC2617NG | Guarnizione d'angolo | *Vulcanised corner gasket* | 4 |
| AC2618 | Scarico acqua | *Water drip* | Var. |
| AC2622 | Fermo a scatto per 2^ anta | *Snapper for second leaf window* | 1 |
| AC2624D/S | Kit cremonese | *Cremone bolt set* | 1 |
| AC2626R | Kit per terza chiusura | *Three-point lock system kit* | Var. |
| AC2627 | Chiusura mediana lato cerniere | *Hinge-side middle closing* | Var. |
| AC2651 | Fondino per 2^ anta | *Botton plate for second leaf* | 2 |
| AC .... | Cerniere | *Hinges* | Var. |
| ACV77.. | Maniglia "Vitruvio" | *"Vitruvio" handle* | 1 |
| AC2803I* | Kit squadrette per P.2803 | *Corner brackets kit for P.2803* | 4 |
| AC2832I* | Kit squadrette per P.2833-32 | *Corner brackets kit for P.2833-32* | 2 |
| AC2833I* | Kit squadrette per P.2833 | *Corner brackets kit for P.2833* | 6 |

| | GUARNIZIONI | *GASKETS* | | |
|---|---|---|---|---|
| Cod. | Descrizione | *Description* | n° | Dim. |
| GE2600TT | Guarnizione esterna di battuta | *Rebating gasket* | 1 | 2xLS+3xHS |
| GE2603 | Guarnizione giunto aperto | *Weather strip for open joint* | 1 | 2xLS+3xHS |
| GU2036 | Piattina adesiva fondo giunto | *Adhesive shim for joint* | 1 | 2xLS+4xHS |
| GP0095 | Guarnizione interna vetro | *Internal weather strip* | 1 | 2xLS+4xHS |

* solo con profili ottone
*only with brass profiles*



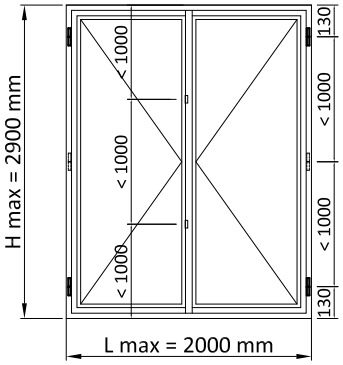


| | **PROFILI** | ***PROFILES*** | | | | |
|---|---|---|---|---|---|---|
| Cod. | Descrizione | *Description* | n° | Dim. | Taglio | *Cutting* |
| | **Telaio** | ***Frame*** | | | | |
| P.2803 | Profilo a "Z" telaio | *"Z" profile frame* | 2 | LS+30 | 45° | 45° |
| P.2803 | Profilo a "Z" telaio | *"Z" profile frame* | 2 | HS+30 | 45° | 45° |
| | **Anta** | ***Leaf*** | | | | |
| P.2843 | Profilo a "Z" anta | *"Z" profile leaf* | 4 | LS/2+16 | 45° | 45° |
| P.2843 | Profilo a "Z" anta | *"Z" profile leaf* | 3 | HS | 45° | 45° |
| P.2842 | Profilo a "T" anta | *"T" profile leaf* | 1 | HS | 45° | 45° |
| P.2620 | Profilo battiacqua | *Water drip profile* | 2 | LS/2-53 | 90° | 90° |
| | **Fermavetri** | ***Glazing beads*** | | | | |
| P.2606 | Profilo fermavetro | *Glazing bead profile* | 4 | LS/2-48 | 45° | 45° |
| P.2606 | Profilo fermavetro | *Glazing bead profile* | 4 | HS-64 | 45° | 45° |
| | **Vetri** | ***Glass unit*** | | | | |
| - | Vetrocamera | *Insulated glass* | 2 | LS/2-60 x HS-76 | | |

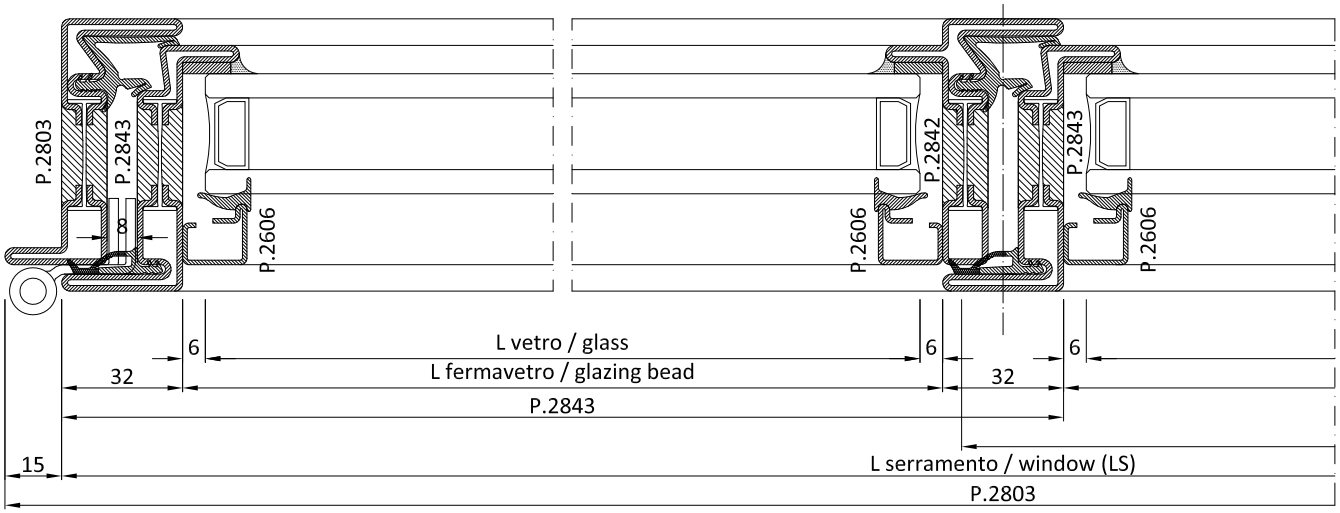

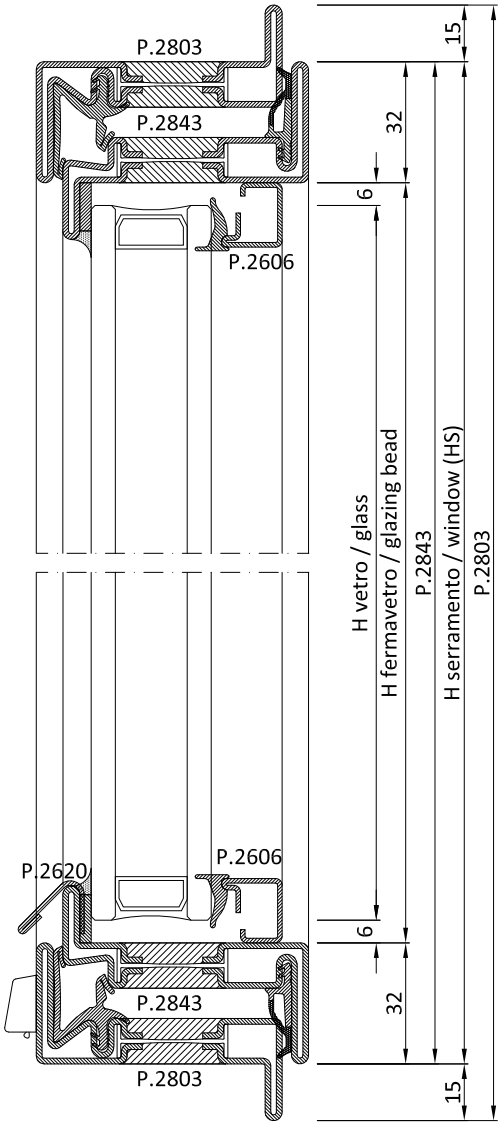


| | ACCESSORI | *HARDWARE* | |
|---|---|---|---|
| Cod. | Descrizione | *Description* | n° |
| AC2608 | Clips fissaggio fermavetri | *Clips to secure glazing beads* | Var. |
| AC2617NG | Guarnizione d'angolo | *Vulcanised corner gasket* | 4 |
| AC2618 | Scarico acqua | *Water drip* | Var. |
| AC2622 | Fermo a scatto per 2^ anta | *Snapper for second leaf window* | 1 |
| AC2624D/S | Kit cremonese | *Cremone bolt set* | 1 |
| AC2626R | Kit per terza chiusura | *Three-point lock system kit* | Var. |
| AC2627 | Chiusura mediana lato cerniere | *Hinge-side middle closing* | Var. |
| AC2652 | Fondino per 2^ anta | *Botton plate for second leaf* | 2 |
| AC .... | Cerniere | *Hinges* | Var. |
| ACV77.. | Maniglia "Vitruvio" | *"Vitruvio" handle* | 1 |
| AC2803I* | Kit squadrette per P.2803 | *Corner brackets kit for P.2803* | 4 |
| AC2832I* | Kit squadrette per P.2843-42 | *Corner brackets kit for P.2843-42* | 2 |
| AC2843I* | Kit squadrette per P.2843 | *Corner brackets kit for P.2843* | 6 |

| | GUARNIZIONI | *GASKETS* | | |
|---|---|---|---|---|
| Cod. | Descrizione | *Description* | n° | Dim. |
| GE2645TT | Guarnizione esterna di battuta | *Rebating gasket* | 1 | 2xLS+3xHS |
| GE2603 | Guarnizione giunto aperto | *Weather strip for open joint* | 1 | 2xLS+3xHS |
| GU2036 | Piattina adesiva fondo giunto | *Adhesive shim for joint* | 1 | 2xLS+4xHS |
| GP0095 | Guarnizione interna vetro | *Internal weather strip* | 1 | 2xLS+4xHS |

* solo con profili ottone
*only with brass profiles*



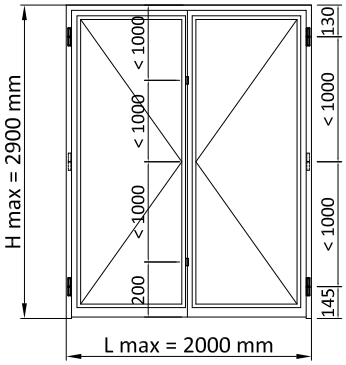


| | **PROFILI** | ***PROFILES*** | | | | |
|---|---|---|---|---|---|---|
| Cod. | Descrizione | *Description* | n° | Dim. | Taglio | *Cutting* |
| | **Telaio** | ***Frame*** | | | | |
| P.2803 | Profilo a "Z" telaio | *"Z" profile frame* | 1 | LS+30 | 45° | 45° |
| P.2803 | Profilo a "Z" telaio | *"Z" profile frame* | 1 | HS+15 | 45° | 90° |
| P.2803 | Profilo a "Z" telaio | *"Z" profile frame* | 1 | HS+15 | 90° | 45° |
| | **Anta** | ***Leaf*** | | | | |
| P.2833 | Profilo a "Z" anta | *"Z" profile leaf* | 2 | LS/2+6 | 45° | 45° |
| P.2833 | Profilo a "Z" anta | *"Z" profile leaf* | 2 | HS-10 | 45° | 90° |
| P.2833 | Profilo a "Z" anta | *"Z" profile leaf* | 1 | HS-10 | 90° | 45° |
| P.2832 | Profilo a "T" anta | *"T" profile leaf* | 1 | HS-5 | 90° | 45° |
| P.2855 | Profilo Zoccolo | *Socle profile* | 2 | LS/2-48 | 90° | 90° |
| | **Fermavetri** | ***Glazing beads*** | | | | |
| P.2607 | Profilo fermavetro | *Glazing bead profile* | 4 | LS/2-48 | 45° | 45° |
| P.2607 | Profilo fermavetro | *Glazing bead profile* | 4 | HS-64 | 45° | 45° |
| | **Vetri** | ***Glass unit*** | | | | |
| - | Vetrocamera | *Insulated glass* | 2 | LS/2-60 x HS-76 | | |

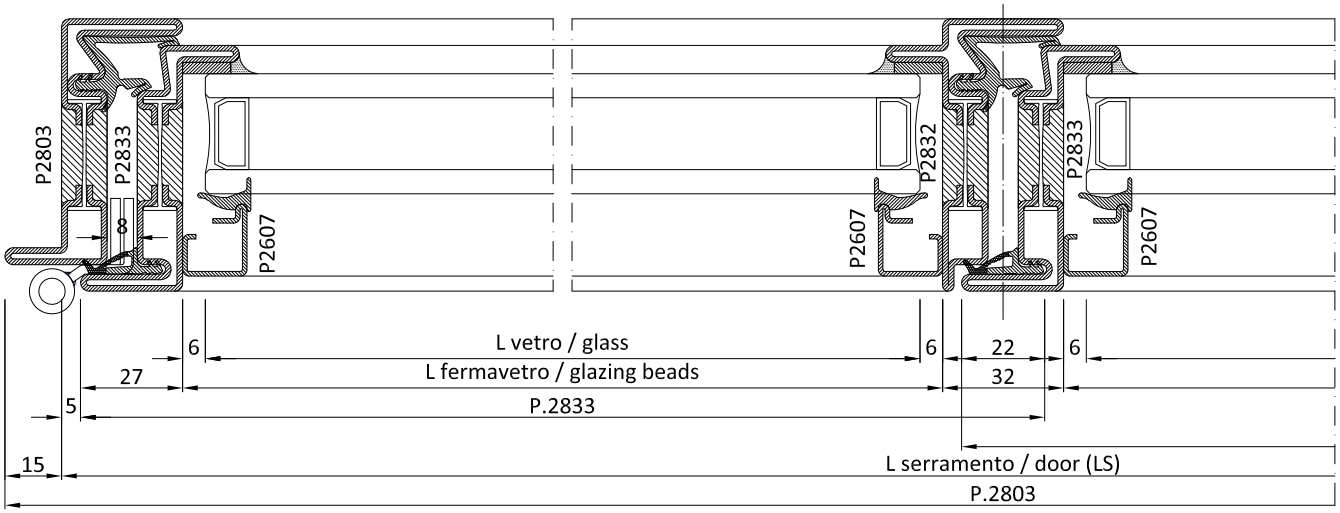

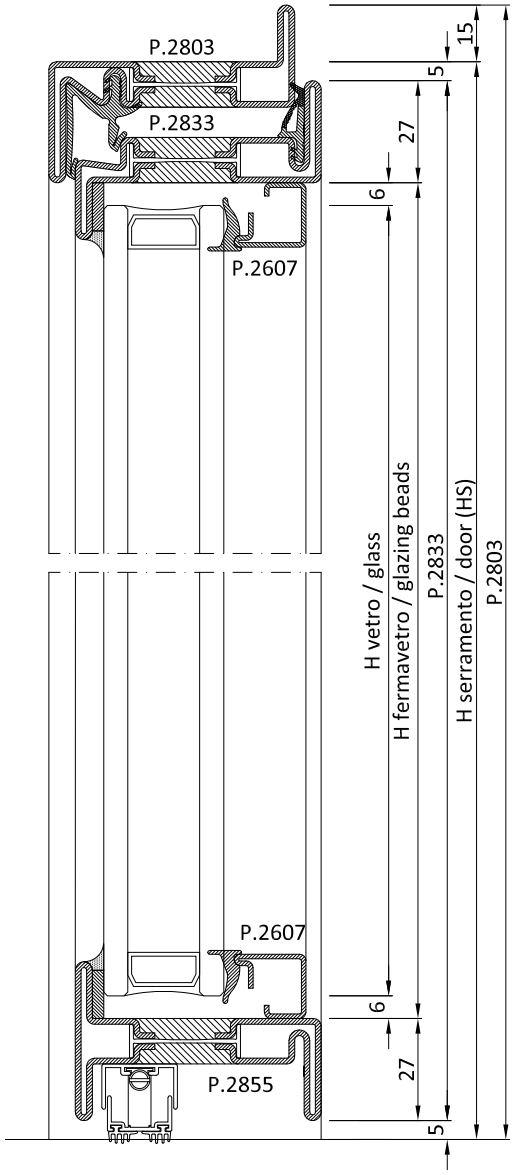


| | ACCESSORI | HARDWARE | |
|---|---|---|---|
| Cod. | Descrizione | *Description* | n° |
| AC2608 | Clips fissaggio fermavetri | *Clips to secure glazing beads* | Var. |
| AC2617NG | Guarnizione d'angolo | *Vulcanised corner gasket* | 2 |
| AC2621GB | Catenaccio 2^ anta (h 220) | *Second leaf bolt* | 1 |
| AC2621GC | Catenaccio 2^ anta (h 650) | *Second leaf bolt* | 1 |
| AC2636.x | Guarnizione automatica | *Automatic underdoor seal gasket* | 2 |
| AC2651 | Fondino per 2^ anta | *Botton plate for second leaf* | 1 |
| AC .... | Serratura | *Lock* | 1 |
| AC2695D/S | Punto di chiusura agg. (con AC2694) | *Additional closing* | Opz. |
| AC2696/ 97 | Scatola copri serratura | *Lock cover box* | 1 |
| AC .... | Cerniere | *Hinges* | Var. |
| ACV95.. | Maniglia "Vitruvio" | *"Vitruvio" handle* | 1 |
| AC2803I* | Kit squadrette per P.2803 | *Corner brackets kit for P.2803* | 2 |
| AC2832I* | Kit squadrette per P.2833-32 | *Corner brackets kit for P.2833-32* | 1 |
| AC2833I* | Kit squadrette per P.2833 | *Corner brackets kit for P.2833* | 3 |

| | GUARNIZIONI | GASKETS | | |
|---|---|---|---|---|
| Cod. | Descrizione | *Description* | n° | Dim. |
| GE2600TT | Guarnizione esterna di battuta | *Rebating gasket* | 1 | 1xLS+3xHS |
| GE2603 | Guarnizione giunto aperto | *Weather strip for open joint* | 1 | 1xLS+3xHS |
| GU2036 | Piattina adesiva fondo giunto | *Adhesive shim for joint* | 1 | 2xLS+4xHS |
| GP0095 | Guarnizione interna vetro | *Internal weather strip* | 1 | 2xLS+4xHS |

* solo con profili ottone
*only with brass profiles*

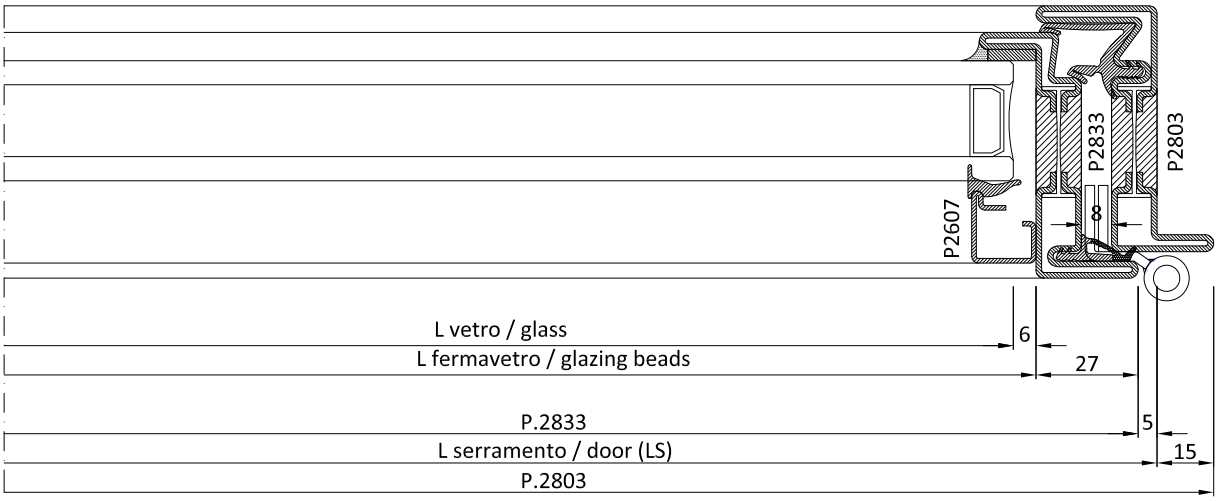

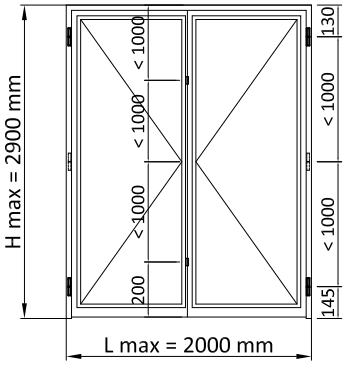


| | **PROFILI** | ***PROFILES*** | | | | |
|---|---|---|---|---|---|---|
| Cod. | Descrizione | *Description* | n° | Dim. | Taglio | *Cutting* |
| | **Telaio** | ***Frame*** | | | | |
| P.2803 | Profilo a "Z" telaio | *"Z" profile frame* | 1 | LS+30 | 45° | 45° |
| P.2803 | Profilo a "Z" telaio | *"Z" profile frame* | 1 | HS+15 | 45° | 90° |
| P.2803 | Profilo a "Z" telaio | *"Z" profile frame* | 1 | HS+15 | 90° | 45° |
| | **Anta** | ***Leaf*** | | | | |
| P.2843 | Profilo a "Z" anta | *"Z" profile leaf* | 2 | LS/2+16 | 45° | 45° |
| P.2843 | Profilo a "Z" anta | *"Z" profile leaf* | 2 | HS-5 | 45° | 90° |
| P.2843 | Profilo a "Z" anta | *"Z" profile leaf* | 1 | HS-5 | 90° | 45° |
| P.2842 | Profilo a "T" anta | *"T" profile leaf* | 1 | HS-5 | 90° | 45° |
| P.2874 | Profilo Zoccolo | *Socle profile* | 2 | LS/2-48 | 90° | 90° |
| | **Fermavetri** | ***Glazing beads*** | | | | |
| P.2606 | Profilo fermavetro | *Glazing bead profile* | 4 | LS/2-48 | 45° | 45° |
| P.2606 | Profilo fermavetro | *Glazing bead profile* | 4 | HS-64 | 45° | 45° |
| | **Vetri** | ***Glass unit*** | | | | |
| - | Vetrocamera | *Insulated glass* | 2 | LS/2-60 x HS-76 | | |

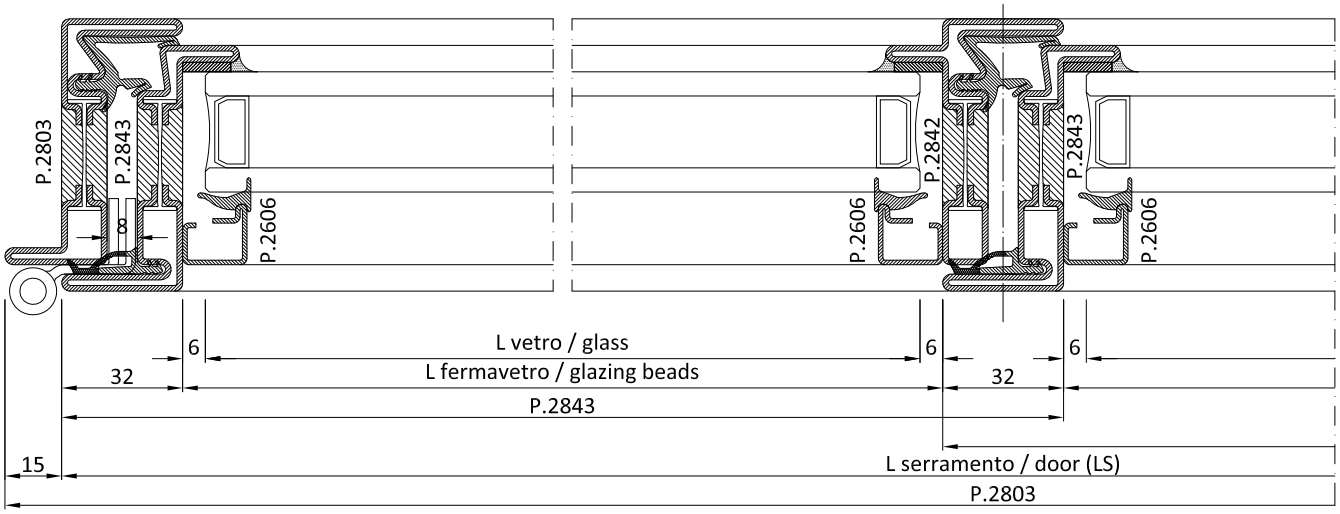

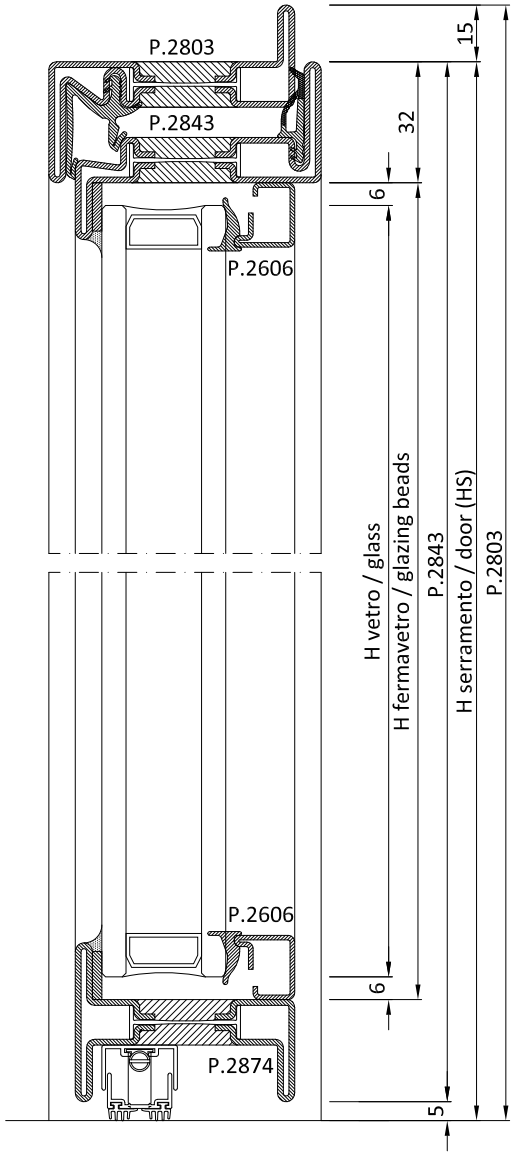


| | ACCESSORI | HARDWARE | |
|---|---|---|---|
| Cod. | Descrizione | *Description* | n° |
| AC2608 | Clips fissaggio fermavetri | *Clips to secure glazing beads* | Var. |
| AC2617NG | Guarnizione d'angolo | *Vulcanised corner gasket* | 2 |
| AC2621GB | Catenaccio 2^ anta (h 220) | *Second leaf bolt* | 1 |
| AC2621GC | Catenaccio 2^ anta (h 650) | *Second leaf bolt* | 1 |
| AC2636.x | Guarnizione automatica | *Automatic underdoor seal gasket* | 2 |
| AC2652 | Fondino per 2^ anta | *Botton plate for second leaf* | 1 |
| AC .... | Serratura | *Lock* | 1 |
| AC2695D/S | Punto di chiusura agg. (con AC2694) | *Additional closing* | Opz. |
| AC2696/ 97 | Scatola copri serratura | *Lock cover box* | 1 |
| AC .... | Cerniere | *Hinges* | Var. |
| ACV95.. | Maniglia "Vitruvio" | *"Vitruvio" handle* | 1 |
| AC2803I* | Kit squadrette per P.2803 | *Corner brackets kit for P.2803* | 2 |
| AC2832I* | Kit squadrette per P.2843-32 | *Corner brackets kit for P.2843-32* | 1 |
| AC2843I* | Kit squadrette per P.2843 | *Corner brackets kit for P.2843* | 3 |

| | GUARNIZIONI | GASKETS | | |
|---|---|---|---|---|
| Cod. | Descrizione | *Description* | n° | Dim. |
| GE2645TT | Guarnizione esterna di battuta | *Rebating gasket* | 1 | 1xLS+3xHS |
| GE2603 | Guarnizione giunto aperto | *Weather strip for open joint* | 1 | 1xLS+3xHS |
| GU2036 | Piattina adesiva fondo giunto | *Adhesive shim for joint* | 1 | 2xLS+4xHS |
| GP0095 | Guarnizione interna vetro | *Internal weather strip* | 1 | 2xLS+4xHS |

* solo con profili ottone
*only with brass profiles*

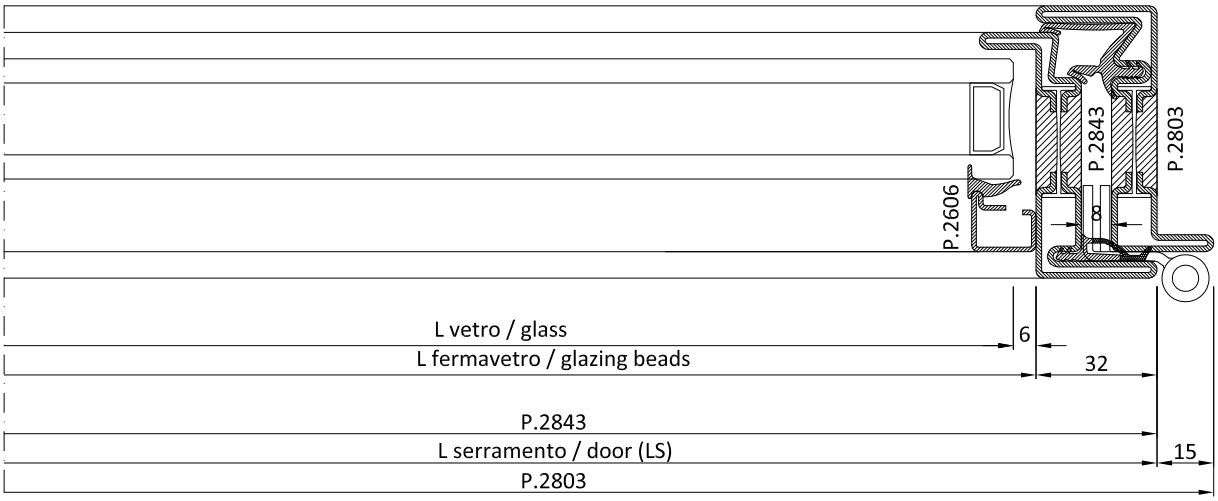

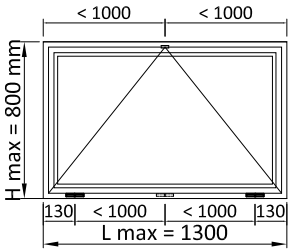


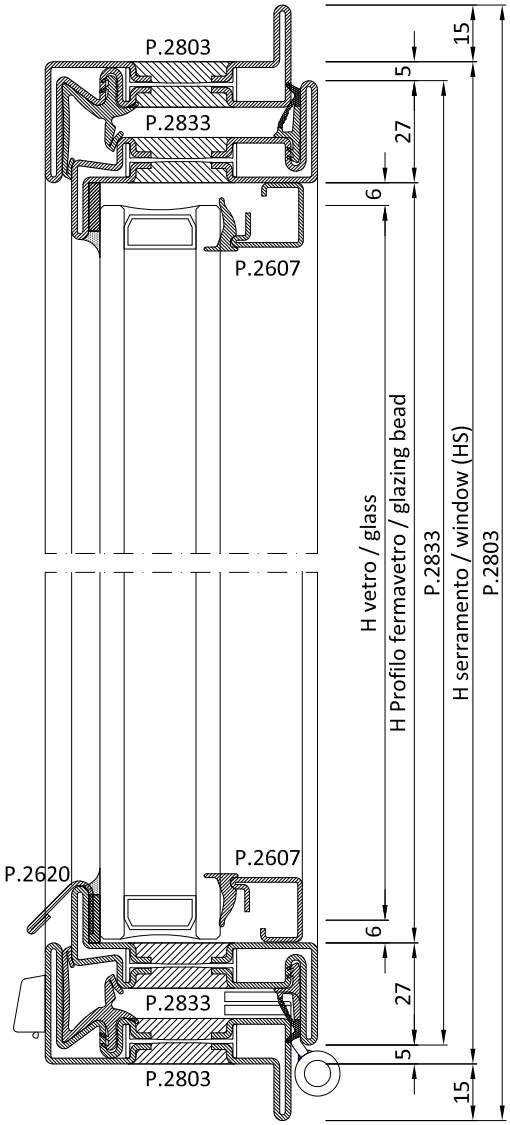


| | PROFILI | *PROFILES* | | | | |
|---|---|---|---|---|---|---|
| Cod. | Descrizione | *Description* | n° | Dim. | Taglio | *Cutting* |
| | **Telaio** | ***Frame*** | | | | |
| P.2803 | Profilo a "Z" telaio | *"Z" profile frame* | 2 | LS+30 | 45° | 45° |
| P.2803 | Profilo a "Z" telaio | *"Z" profile frame* | 2 | HS+30 | 45° | 45° |
| | **Anta** | ***Leaf*** | | | | |
| P.2833 | Profilo a "Z" anta | *"Z" profile leaf* | 2 | LS-10 | 45° | 45° |
| P.2833 | Profilo a "Z" anta | *"Z" profile leaf* | 2 | HS-10 | 45° | 45° |
| P.2620 | Profilo battiacqua | *Water drip profile* | 1 | LS-69 | 90° | 90° |
| | **Fermavetri** | ***Glazing beads*** | | | | |
| P.2607 | Profilo fermavetro | *Glazing bead profile* | 2 | LS-64 | 45° | 45° |
| P.2607 | Profilo fermavetro | *Glazing bead profile* | 2 | HS-64 | 45° | 45° |
| | **Vetri** | ***Glass unit*** | | | | |
| - | Vetrocamera | *Insulated glass* | 1 | LS-76 x HS-76 | | |

| | ACCESSORI | *HARDWARE* | |
|---|---|---|---|
| Cod. | Descrizione | *Description* | n° |
| AC2608 | Clips fissaggio fermavetri | *Clips to secure glazing beads* | Var. |
| AC2617NG | Guarnizione d'angolo | *Vulcanised corner gasket* | 4 |
| AC2618 | Scarico acqua | *Water drip* | Var. |
| AC2640.. | Cricchetto per vasistas | *Finger catch for bottom-hung windows* | 1 |
| AC2641 | Braccetti per vasistas | *Stays for bottom-hung windows* | 1 |
| AC .... | Cerniere | *Hinges* | Var. |
| AC2803I* | Kit squadrette per P.2803 | *Corner brackets kit for P.2803* | 4 |
| AC2833I* | Kit squadrette per P.2833 | *Corner brackets kit for P.2833* | 4 |

| | GUARNIZIONI | *GASKETS* | | |
|---|---|---|---|---|
| Cod. | Descrizione | *Description* | n° | Dim. |
| GE2600TT | Guarnizione esterna di battuta | *Rebating gasket* | 1 | 2xLS+2xHS |
| GE2603 | Guarnizione giunto aperto | *Weather strip for open joint* | 1 | 2xLS+2xHS |
| GU2036 | Piattina adesiva fondo giunto | *Adhesive shim for joint* | 1 | 2xLS+2xHS |
| GP0095 | Guarnizione interna vetro | *Internal weather strip* | 1 | 2xLS+2xHS |

* solo con profili ottone
*only with brass profiles*

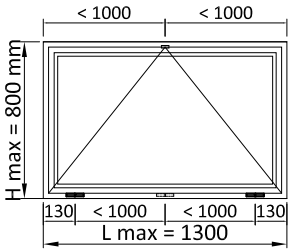


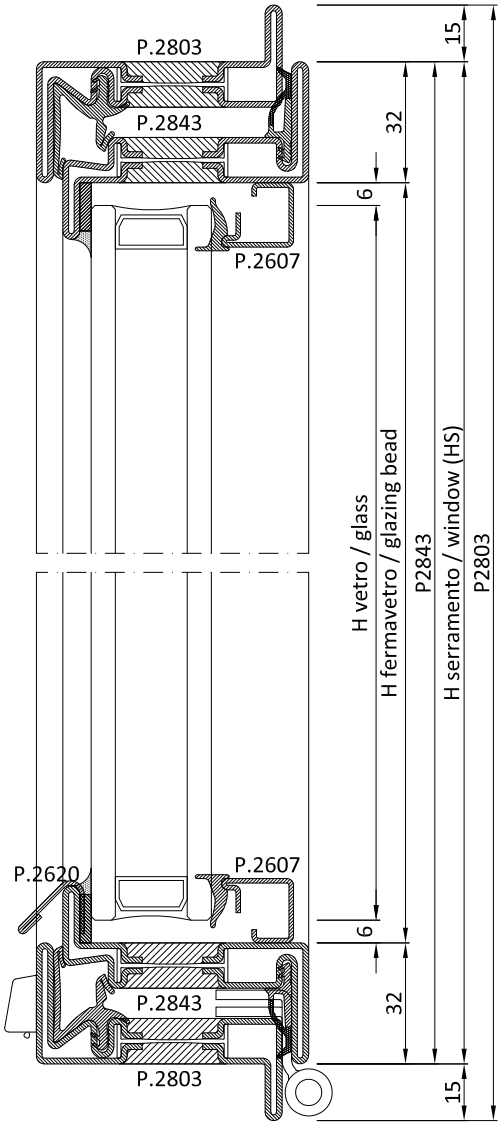


| | PROFILI | *PROFILES* | | | | |
|---|---|---|---|---|---|---|
| Cod. | Descrizione | *Description* | n° | Dim. | Taglio | *Cutting* |
| | **Telaio** | ***Frame*** | | | | |
| P.2803 | Profilo a "Z" telaio | *"Z" profile frame* | 2 | LS+30 | 45° | 45° |
| P.2803 | Profilo a "Z" telaio | *"Z" profile frame* | 2 | HS+30 | 45° | 45° |
| | **Anta** | ***Leaf*** | | | | |
| P.2843 | Profilo a "Z" anta | *"Z" profile leaf* | 2 | LS | 45° | 45° |
| P.2843 | Profilo a "Z" anta | *"Z" profile leaf* | 2 | HS | 45° | 45° |
| P.2620 | Profilo battiacqua | *Water drip profile* | 1 | LS-69 | 90° | 90° |
| | **Fermavetri** | ***Glazing beads*** | | | | |
| P.2607 | Profilo fermavetro | *Glazing bead profile* | 2 | LS-64 | 45° | 45° |
| P.2607 | Profilo fermavetro | *Glazing bead profile* | 2 | HS-64 | 45° | 45° |
| | **Vetri** | ***Glass unit*** | | | | |
| - | Vetrocamera | *Insulated glass* | 1 | LS-76 x HS-76 | | |

| | ACCESSORI | *HARDWARE* | |
|---|---|---|---|
| Cod. | Descrizione | *Description* | n° |
| AC2608 | Clips fissaggio fermavetri | *Clips to secure glazing beads* | Var. |
| AC2617NG | Guarnizione d'angolo | *Vulcanised corner gasket* | 4 |
| AC2618 | Scarico acqua | *Water drip* | Var. |
| AC2640.. | Cricchetto per vasistas | *Finger catch for bottom-hung windows* | 1 |
| AC2641 | Braccetti per vasistas | *Stays for bottom-hung windows* | 1 |
| AC .... | Cerniere | *Hinges* | Var. |
| AC2803I* | Kit squadrette per P.2803 | *Corner brackets kit for P.2803* | 4 |
| AC2843I* | Kit squadrette per P.2843 | *Corner brackets kit for P.2843* | 4 |

| | GUARNIZIONI | *GASKETS* | | |
|---|---|---|---|---|
| Cod. | Descrizione | *Description* | n° | Dim. |
| GE2645TT | Guarnizione esterna di battuta | *Rebating gasket* | 1 | 2xLS+2xHS |
| GE2603 | Guarnizione giunto aperto | *Weather strip for open joint* | 1 | 2xLS+2xHS |
| GU2036 | Piattina adesiva fondo giunto | *Adhesive shim for joint* | 1 | 2xLS+2xHS |
| GP0095 | Guarnizione interna vetro | *Internal weather strip* | 1 | 2xLS+2xHS |

* solo con profili ottone
*only with brass profiles*

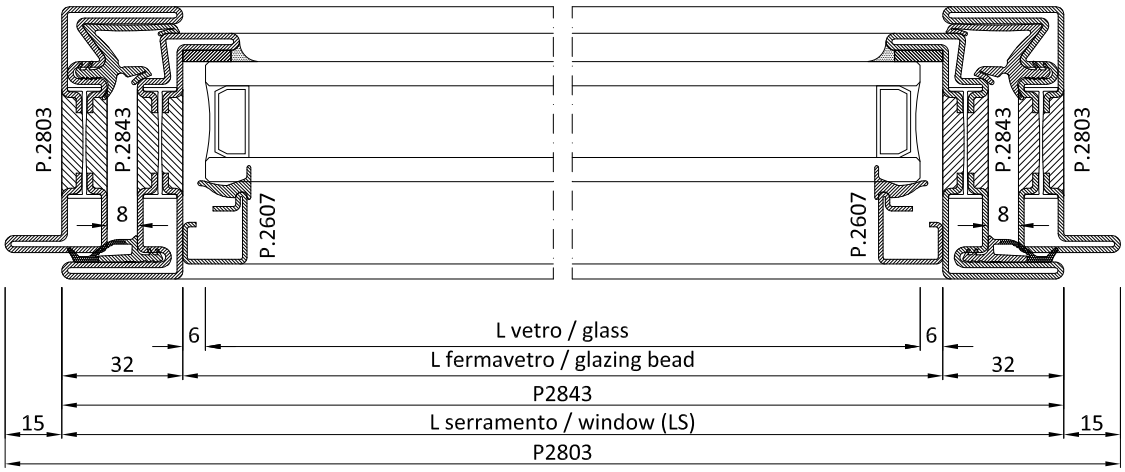

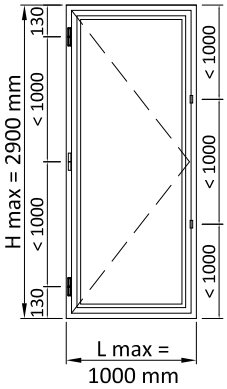


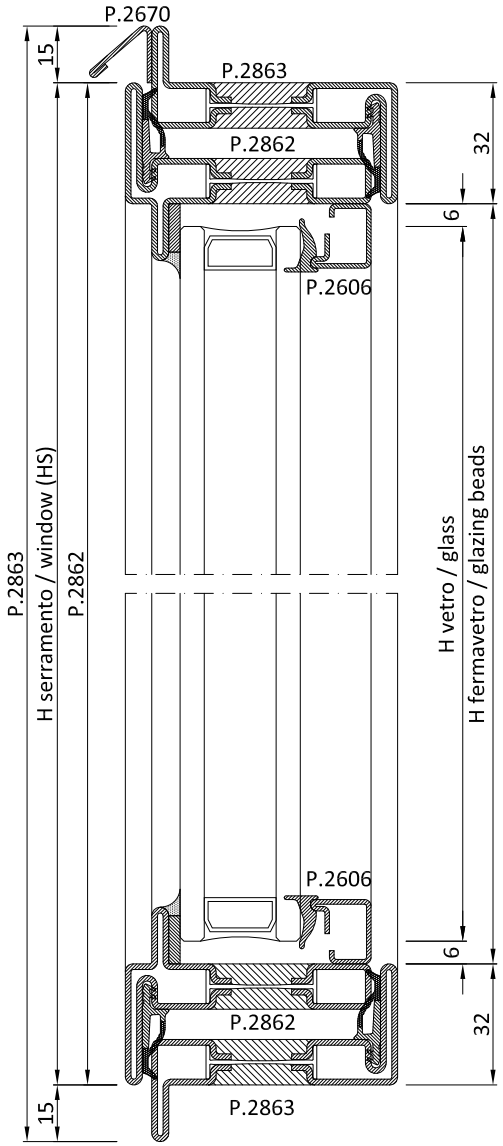


| | **PROFILI** | ***PROFILES*** | | | | |
|---|---|---|---|---|---|---|
| Cod. | Descrizione | *Description* | n° | Dim. | Taglio | *Cutting* |
| | **Telaio** | ***Frame*** | | | | |
| P.2863 | Profilo a "Z" telaio | *"Z" profile frame* | 2 | LS+30 | 45° | 45° |
| P.2863 | Profilo a "Z" telaio | *"Z" profile frame* | 2 | HS+30 | 45° | 45° |
| P.2670 | Profilo battiacqua | *Water drip profile* | 1 | LS+30 | 90° | 90° |
| | **Anta** | ***Leaf*** | | | | |
| P.2862 | Profilo a "T" anta | *"T" profile leaf* | 2 | LS | 45° | 45° |
| P.2862 | Profilo a "T" anta | *"T" profile leaf* | 2 | HS | 45° | 45° |
| | **Fermavetri** | ***Glazing beads*** | | | | |
| P.2606 | Profilo fermavetro | *Glazing bead profile* | 2 | LS-64 | 45° | 45° |
| P.2606 | Profilo fermavetro | *Glazing bead profile* | 2 | HS-64 | 45° | 45° |
| | **Vetri** | ***Glass unit*** | | | | |
| - | Vetrocamera | *Insulated glass* | 1 | LS-76 x HS-76 | | |

| | **ACCESSORI** | ***HARDWARE*** | |
|---|---|---|---|
| Cod. | Descrizione | *Description* | n° |
| AC2608 | Clips fissaggio fermavetri | *Clips to secure glazing beads* | Var. |
| AC2626R | Kit per terza chiusura | *Three-point lock system kit* | Var. |
| AC2627 | Chiusura mediana lato cerniere | *Hinge-side middle closing* | Var. |
| AC2680 .. | Maniglia di trascinamento | *Dragging leaf handle* | 1 |
| AC2683D/S | Kit cremonese | *Cremone bolt set* | 1 |
| AC2687 | Braccetti limitatori | *Casement stays* | Opz. |
| AC .... | Cerniere | *Hinges* | Var. |
| ACV77.. | Maniglia "Vitruvio" | *"Vitruvio" handle* | 1 |
| AC2803I* | Kit squadrette per P.2863 | *Corner brackets kit for P.2863* | 4 |
| AC2862I* | Kit squadrette per P.2862 | *Corner brackets kit for P.2862* | 4 |

| | **GUARNIZIONI** | ***GASKETS*** | | |
|---|---|---|---|---|
| Cod. | Descrizione | *Description* | n° | Dim. |
| GE2645TT | Guarnizione esterna di battuta | *Rebating gasket* | 2 | 4xLS+4xHS |
| GU2036 | Piattina adesiva fondo giunto | *Adhesive shim for joint* | 1 | 2xLS+2xHS |
| GP0095 | Guarnizione interna vetro | *Internal weather strip* | 1 | 2xLS+2xHS |

* solo con profili ottone
*only with brass profiles*



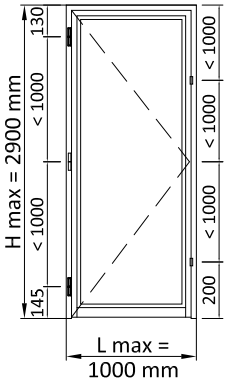


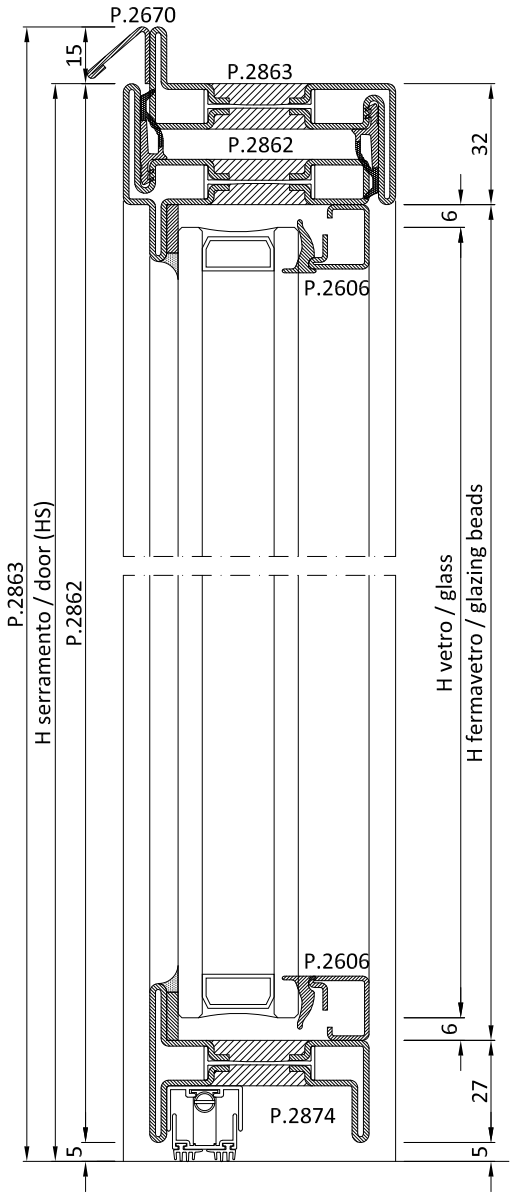


| | **PROFILI** | ***PROFILES*** | | | | |
|---|---|---|---|---|---|---|
| Cod. | Descrizione | *Description* | n° | Dim. | Taglio | *Cutting* |
| | **Telaio** | ***Frame*** | | | | |
| P.2863 | Profilo a "Z" telaio | *"Z" profile frame* | 1 | LS+30 | 45° | 45° |
| P.2863 | Profilo a "Z" telaio | *"Z" profile frame* | 1 | HS+15 | 90° | 45° |
| P.2863 | Profilo a "Z" telaio | *"Z" profile frame* | 1 | HS+15 | 45° | 90° |
| P.2670 | Profilo battiacqua | *Water drip profile* | 1 | LS+30 | 90° | 90° |
| | **Anta** | ***Leaf*** | | | | |
| P.2862 | Profilo a "T" anta | *"T" profile leaf* | 1 | LS | 45° | 45° |
| P.2862 | Profilo a "T" anta | *"T" profile leaf* | 1 | HS-5 | 90° | 45° |
| P.2862 | Profilo a "T" anta | *"T" profile leaf* | 1 | HS-5 | 45° | 90° |
| P.2874 | Profilo Zoccolo | *Socle profile* | 1 | LS-64 | 90° | 90° |
| | **Fermavetri** | ***Glazing beads*** | | | | |
| P.2606 | Profilo fermavetro | *Glazing bead profile* | 2 | LS-64 | 45° | 45° |
| P.2606 | Profilo fermavetro | *Glazing bead profile* | 2 | HS-64 | 45° | 45° |
| | **Vetri** | ***Glass unit*** | | | | |
| - | Vetrocamera | *Insulated glass* | 1 | LS-76 x HS-76 | | |

| | **ACCESSORI** | ***HARDWARE*** | |
|---|---|---|---|
| Cod. | Descrizione | *Description* | n° |
| AC2608 | Clips fissaggio fermavetri | *Clips to secure glazing beads* | Var. |
| AC2636.x | Guarnizione automatica | *Automatic underdoor seal gasket* | 1 |
| AC .... | Serratura | *Lock* | 1 |
| AC2695D/S | Punto di chiusura agg. (con AC2694) | *Additional closing* | Opz. |
| AC2696 /97 | Scatola copri serratura | *Lock cover box* | 1 |
| AC .... | Cerniere | *Hinges* | Var. |
| ACV95.. | Maniglia "Vitruvio" | *"Vitruvio" handle* | 1 |
| AC2803I* | Kit squadrette per P.2863 | *Corner brackets kit for P.2863* | 2 |
| AC2862I* | Kit squadrette per P.2862 | *Corner brackets kit for P.2862* | 2 |

| | **GUARNIZIONI** | ***GASKETS*** | | |
|---|---|---|---|---|
| Cod. | Descrizione | *Description* | n° | Dim. |
| GE2645TT | Guarnizione esterna di battuta | *Rebating gasket* | 2 | 1xLS+2xHS |
| GU2036 | Piattina adesiva fondo giunto | *Adhesive shim for joint* | 1 | 2xLS+2xHS |
| GP0095 | Guarnizione interna vetro | *Internal weather strip* | 1 | 2xLS+2xHS |

* solo con profili ottone
*only with brass profiles*

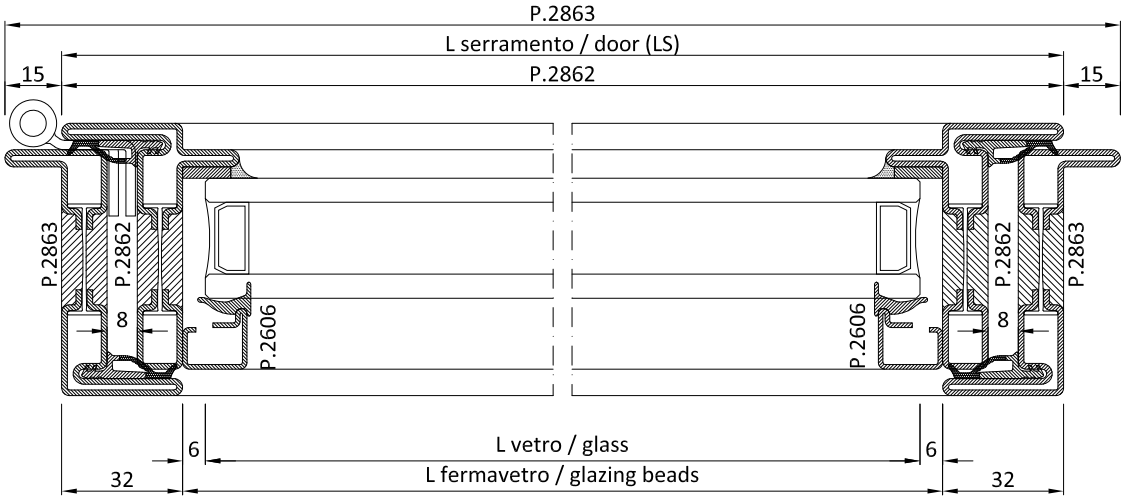

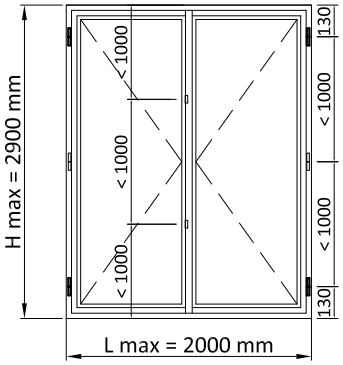


| | **PROFILI** | ***PROFILES*** | | | | |
|---|---|---|---|---|---|---|
| Cod. | Descrizione | *Description* | n° | Dim. | Taglio | *Cutting* |
| | **Telaio** | ***Frame*** | | | | |
| P.2863 | Profilo a "Z" telaio | *"Z" profile frame* | 2 | LS+30 | 45° | 45° |
| P.2863 | Profilo a "Z" telaio | *"Z" profile frame* | 2 | HS+30 | 45° | 45° |
| P.2670 | Profilo battiacqua | *Water drip profile* | 1 | LS+30 | 90° | 90° |
| | **Anta** | ***Leaf*** | | | | |
| P.2862 | Profilo a "T" anta | *"T" profile leaf* | 4 | LS/2+16 | 45° | 45° |
| P.2862 | Profilo a "T" anta | *"T" profile leaf* | 3 | HS | 45° | 45° |
| P.2863 | Profilo a "Z" anta | *"Z" profile leaf* | 1 | HS | 45° | 45° |
| | **Fermavetri** | ***Glazing beads*** | | | | |
| P.2606 | Profilo fermavetro | *Glazing bead profile* | 4 | LS/2-48 | 45° | 45° |
| P.2606 | Profilo fermavetro | *Glazing bead profile* | 4 | HS-64 | 45° | 45° |
| | **Vetri** | ***Glass unit*** | | | | |
| - | Vetrocamera | *Insulated glass* | 2 | LS/2-60 x HS-76 | | |

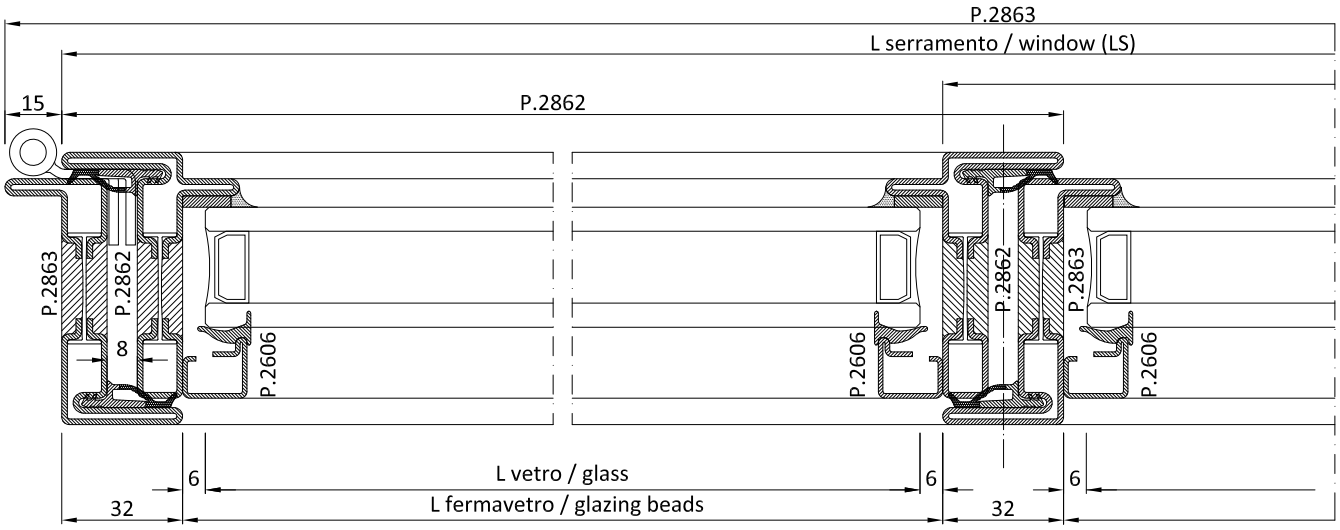

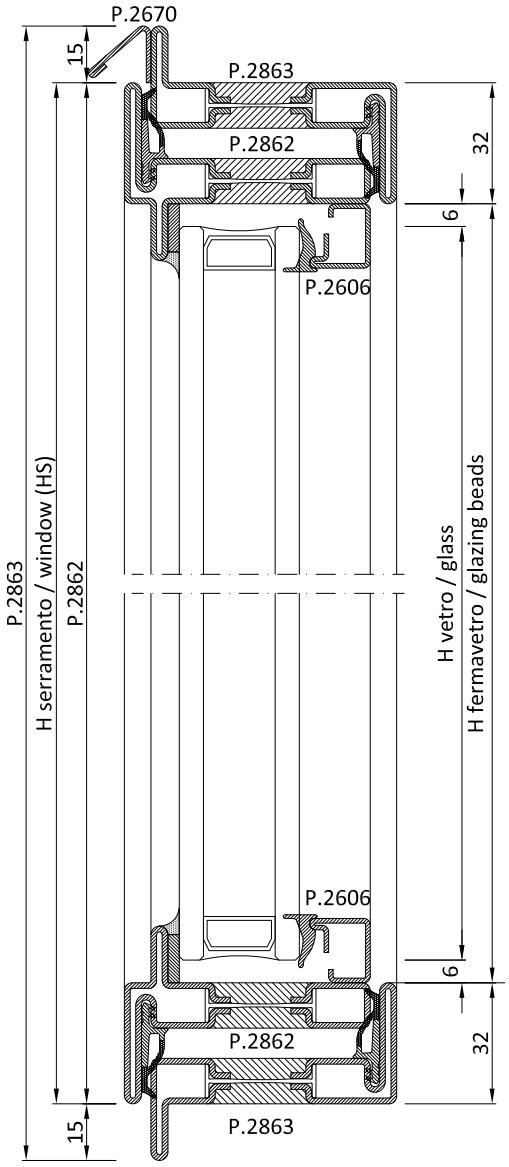


| | ACCESSORI | *HARDWARE* | |
|---|---|---|---|
| Cod. | Descrizione | *Description* | n° |
| AC2608 | Clips fissaggio fermavetri | *Clips to secure glazing beads* | Var. |
| AC2626R | Kit per terza chiusura | *Three-point lock system kit* | Var. |
| AC2627 | Chiusura mediana lato cerniere | *Hinge-side middle closing* | Var. |
| AC2653 | Fondino per 2^ anta | *Botton plate for second leaf* | 2 |
| AC2680 | Maniglia di trascinamento | *Dragging leaf handle* | 1 |
| AC2684D/S | Kit cremonese | *Cremone bolt set* | 1 |
| AC2687 | Braccetti limitatori | *Casement stays* | Opz. |
| AC .... | Cerniere | *Hinges* | Var. |
| ACV77.. | Maniglia "Vitruvio" | *"Vitruvio" handle* | 1 |
| AC2803I* | Kit squadrette per P.2863 | *Corner brackets kit for P.2863* | 4 |
| AC2832I* | Kit squadrette per P.2862-63 | *Corner brackets kit for P.2862-63* | 2 |
| AC2862I* | Kit squadrette per P.2862 | *Corner brackets kit for P.2862* | 6 |

| | GUARNIZIONI | *GASKETS* | | |
|---|---|---|---|---|
| Cod. | Descrizione | *Description* | n° | Dim. |
| GE2645TT | Guarnizione esterna di battuta | *Rebating gasket* | 2 | 2xLS+3xHS |
| GU2036 | Piattina adesiva fondo giunto | *Adhesive shim for joint* | 1 | 2xLS+4xHS |
| GP0095 | Guarnizione interna vetro | *Internal weather strip* | 1 | 2xLS+4xHS |

* solo con profili ottone
*only with brass profiles*

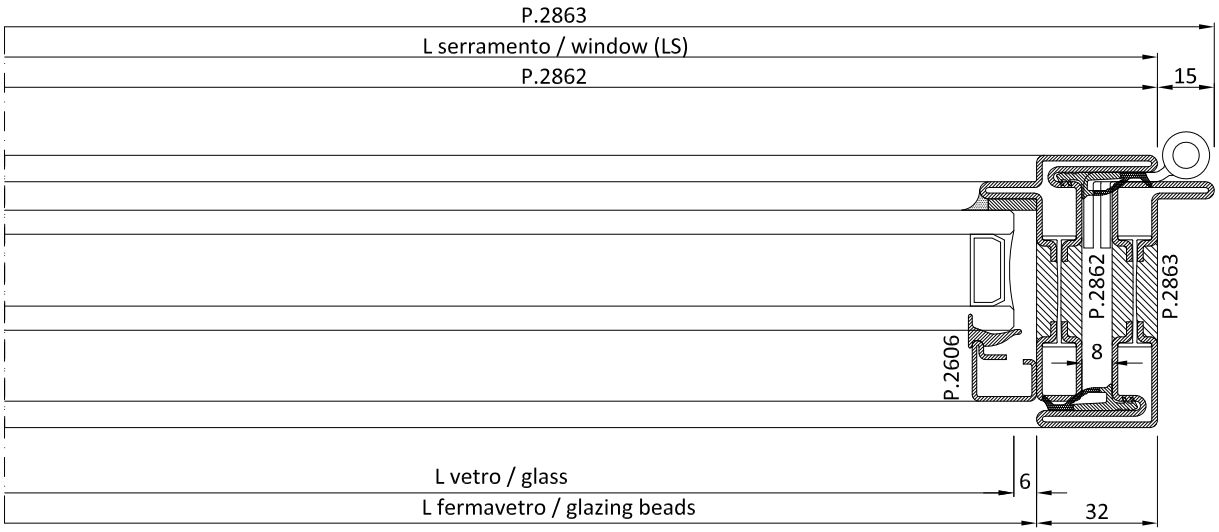

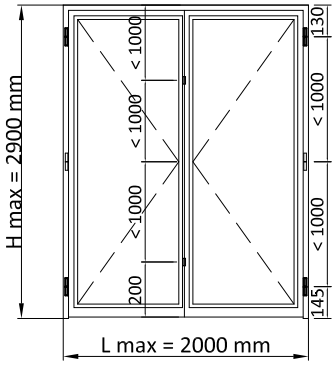


| | **PROFILI** | ***PROFILES*** | | | | |
|---|---|---|---|---|---|---|
| Cod. | Descrizione | *Description* | n° | Dim. | Taglio | *Cutting* |
| | **Telaio** | ***Frame*** | | | | |
| P.2863 | Profilo a "Z" telaio | *"Z" profile frame* | 1 | LS+30 | 45° | 45° |
| P.2863 | Profilo a "Z" telaio | *"Z" profile frame* | 1 | HS+15 | 90° | 45° |
| P.2863 | Profilo a "Z" telaio | *"Z" profile frame* | 1 | HS+15 | 45° | 90° |
| P.2670 | Profilo battiacqua | *Water drip profile* | 1 | LS+30 | 90° | 90° |
| | **Anta** | ***Leaf*** | | | | |
| P.2862 | Profilo a "Z" anta | *"Z" profile leaf* | 2 | LS/2+16 | 45° | 45° |
| P.2862 | Profilo a "Z" anta | *"Z" profile leaf* | 2 | HS-5 | 90° | 45° |
| P.2862 | Profilo a "Z" anta | *"Z" profile leaf* | 1 | HS-5 | 45° | 90° |
| P.2863 | Profilo a "T" anta | *"T" profile leaf* | 1 | HS-5 | 45° | 90 |
| P.2874 | Profilo Zoccolo | *Socle profile* | 2 | LS/2-48 | 90° | 90° |
| | **Fermavetri** | ***Glazing beads*** | | | | |
| P.2606 | Profilo fermavetro | *Glazing bead profile* | 4 | LS/2-48 | 45° | 45° |
| P.2606 | Profilo fermavetro | *Glazing bead profile* | 4 | HS-64 | 45° | 45° |
| | **Vetri** | ***Glass unit*** | | | | |
| - | Vetrocamera | *Insulated glass* | 2 | LS/2-60 x HS-76 | | |

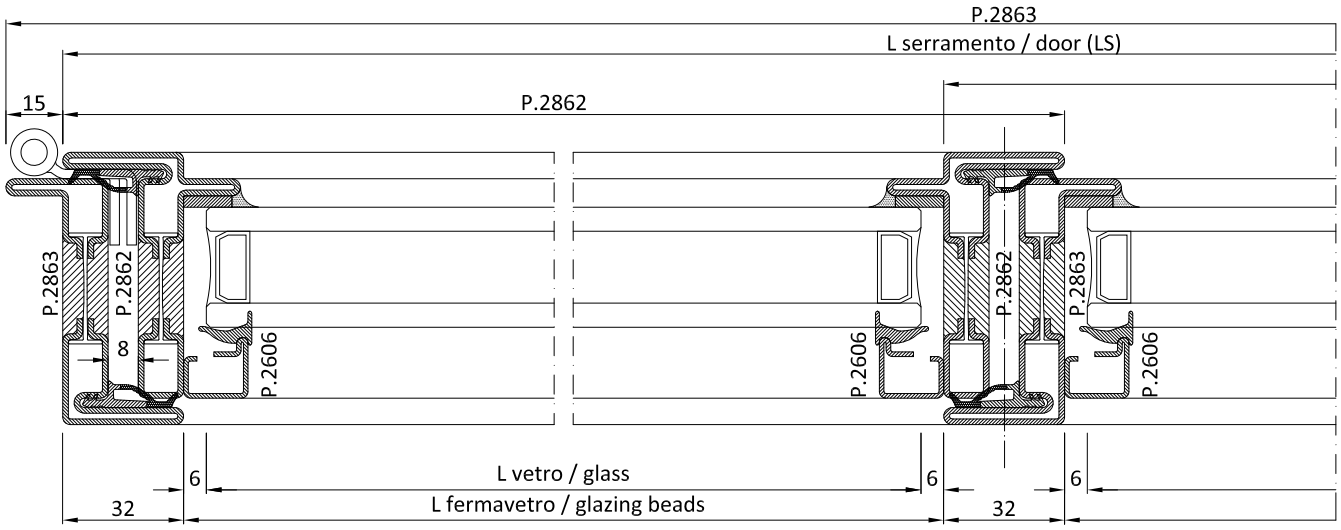

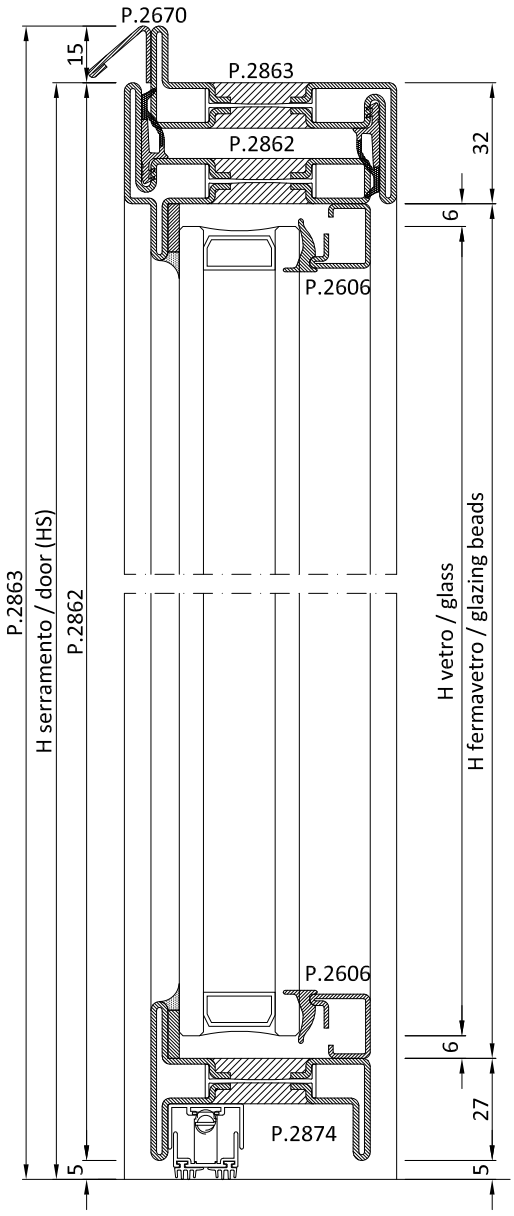


| | ACCESSORI | HARDWARE | |
|---|---|---|---|
| Cod. | Descrizione | *Description* | n° |
| AC2608 | Clips fissaggio fermavetri | *Clips to secure glazing beads* | Var. |
| AC2621GB | Catenaccio 2^ anta (h 220) | *Second leaf bolt* | 1 |
| AC2621GC | Catenaccio 2^ anta (h 650) | *Second leaf bolt* | 1 |
| AC2636.x | Guarnizione automatica | *Automatic underdoor seal gasket* | 2 |
| AC2653 | Fondino per 2^ anta | *Botton plate for second leaf* | 1 |
| AC .... | Serratura | *Lock* | 1 |
| AC2695D/S | Punto di chiusura agg. (con AC2694) | *Additional closing* | Opz. |
| AC2696/ 97 | Scatola copri serratura | *Lock cover box* | 1 |
| AC .... | Cerniere | *Hinges* | Var. |
| ACV95.. | Maniglia "Vitruvio" | *"Vitruvio" handle* | 1 |
| AC2803I* | Kit squadrette per P.2863 | *Corner brackets kit for P.2863* | 2 |
| AC2832I* | Kit squadrette per P.2862-63 | *Corner brackets kit for P.2862-63* | 1 |
| AC2862I* | Kit squadrette per P.2862 | *Corner brackets kit for P.2862* | 3 |

| | GUARNIZIONI | GASKETS | | |
|---|---|---|---|---|
| Cod. | Descrizione | *Description* | n° | Dim. |
| GE2645TT | Guarnizione esterna di battuta | *Rebating gasket* | 2 | 1xLS+3xHS |
| GU2036 | Piattina adesiva fondo giunto | *Adhesive shim for joint* | 1 | 2xLS+4xHS |
| GP0095 | Guarnizione interna vetro | *Internal weather strip* | 1 | 2xLS+4xHS |

* solo con profili ottone
*only with brass profiles*



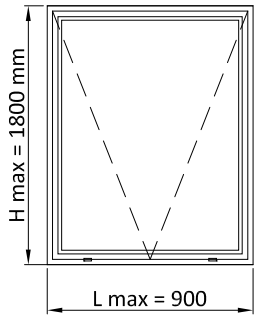


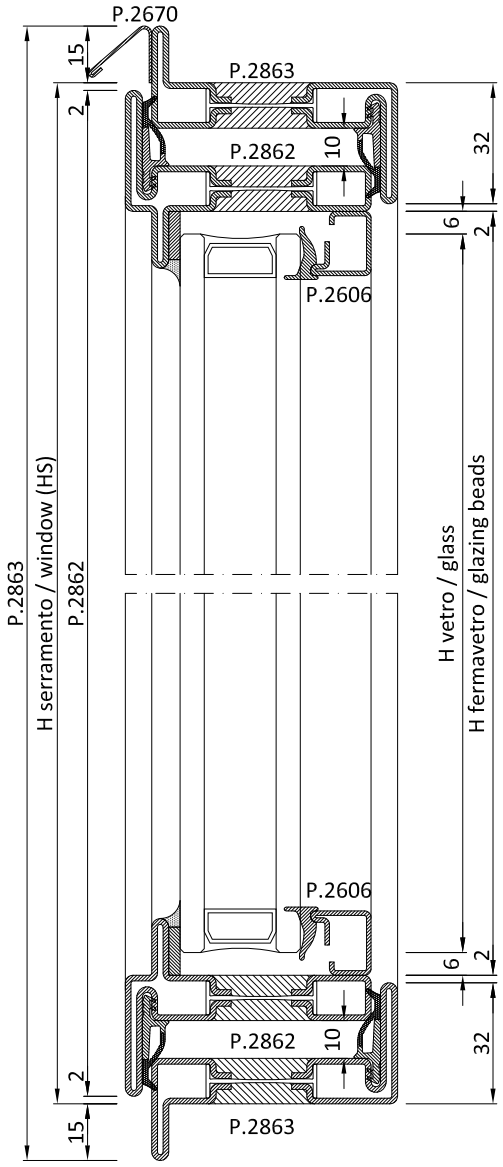


| | PROFILI | *PROFILES* | | | | |
|---|---|---|---|---|---|---|
| Cod. | Descrizione | *Description* | n° | Dim. | Taglio | *Cutting* |
| | **Telaio** | ***Frame*** | | | | |
| P.2863 | Profilo a "Z" telaio | *"Z" profile frame* | 2 | LS+30 | 45° | 45° |
| P.2863 | Profilo a "Z" telaio | *"Z" profile frame* | 2 | HS+30 | 45° | 45° |
| P.2670 | Profilo battiacqua | *Water drip profile* | 1 | LS+30 | 90° | 90° |
| | **Anta** | ***Leaf*** | | | | |
| P.2862 | Profilo a "T" anta | *"T" profile leaf* | 2 | LS-4 | 45° | 45° |
| P.2862 | Profilo a "T" anta | *"T" profile leaf* | 2 | HS-4 | 45° | 45° |
| | **Fermavetri** | ***Glazing beads*** | | | | |
| P.2606 | Profilo fermavetro | *Glazing bead profile* | 2 | LS-68 | 45° | 45° |
| P.2606 | Profilo fermavetro | *Glazing bead profile* | 2 | HS-68 | 45° | 45° |
| | **Vetri** | ***Glass unit*** | | | | |
| - | Vetrocamera | *Insulated glass* | 1 | LS-80 x HS-80 | | |

| | ACCESSORI | *HARDWARE* | |
|---|---|---|---|
| Cod. | Descrizione | *Description* | n° |
| AC2608 | Clips fissaggio fermavetri | *Clips to secure glazing beads* | Var. |
| AC2680 .. | Maniglia di trascinamento | *Dragging leaf handle* | 1 |
| AC2683D/S | Kit cremonese | *Cremone bolt set* | 1 |
| AC .... | Coppia compassi | *Pair of side arm* | 1 |
| AC .... | Cerniere (solo con AC2690) | *Hinges (only with AC2690)* | Opz. |
| ACV77.. | Maniglia "Vitruvio" | *"Vitruvio" handle* | 1 |
| AC2803I* | Kit squadrette per P.2863 | *Corner brackets kit for P.2863* | 4 |
| AC2862I* | Kit squadrette per P.2862 | *Corner brackets kit for P.2862* | 4 |

| | GUARNIZIONI | *GASKETS* | | |
|---|---|---|---|---|
| Cod. | Descrizione | *Description* | n° | Dim. |
| GE2645TT | Guarnizione esterna di battuta | *Rebating gasket* | 2 | 4xLS+4xHS |
| GU2036 | Piattina adesiva fondo giunto | *Adhesive shim for joint* | 1 | 2xLS+2xHS |
| GP0095 | Guarnizione interna vetro | *Internal weather strip* | 1 | 2xLS+2xHS |

* solo con profili ottone
*only with brass profiles*



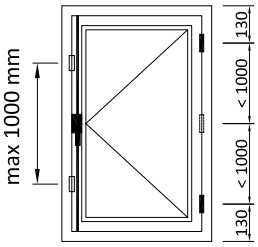


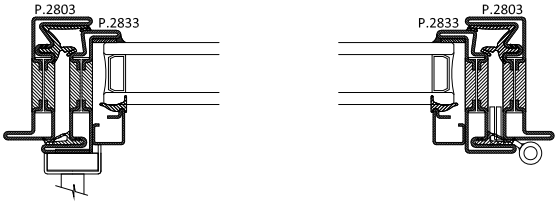


APERTURA INTERNA AD UN ANTA PROFILO P.2833
*ONE-LEAF INWARD OPENING P.2833 PROFILE*

| Art. *Code* | Descrizione *Description* | Pag. |
|---|---|---|
| AC2623 D/S | Kit cremonese chiusura finestra ad un anta<br>*Cremone bolt set for one-leaf window* | 4.3.17<br>4.5.3\|4 |
| AC2628 | Cerniere a tre ali ad avvitare<br>*Three-wing screw-in hinge* | 4.3.27\|28 |
| AC2629 | Cerniere a due ali ad avvitare<br>*Two-wing screw-in hinge* | 4.3.29\|30 |
| AC2631.A-B | Cerniere a saldare<br>*Welding hinge* | 4.4.5 |
| AC2632.B-C | Cerniere a saldare<br>*Welding hinge* | 4.4.5 |
| AC2626 R | Chiusura supplementare<br>*Additional lock* | 4.3.25<br>4.5.15 |

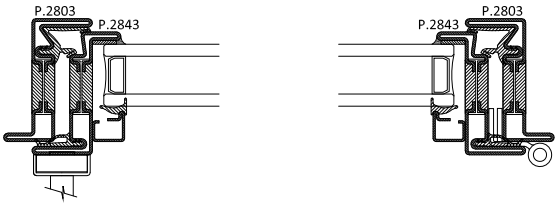


APERTURA INTERNA AD UN ANTA PROFILO P.2843
*ONE-LEAF INWARD OPENING P.2843 PROFILE*

| Art. *Code* | Descrizione *Description* | Pag. |
|---|---|---|
| AC2625 D/S | Kit cremonese chiusura finestra ad un anta<br>*Cremone bolt set for one-leaf window* | 4.3.20<br>4.5.9\|10 |
| AC2648 | Cerniere a tre ali ad avvitare<br>*Three-wing screw-in hinge* | 4.3.31\|32 |
| AC2649 | Cerniere a due ali ad avvitare<br>*Two-wing screw-in hinge* | 4.3.35\|36 |
| AC2631.A-B | Cerniere a saldare<br>*Welding hinge* | 4.4.6 |
| AC2632.B-C | Cerniere a saldare<br>*Welding hinge* | 4.4.6 |
| AC2626 R | Chiusura supplementare<br>*Additional lock* | 4.3.25<br>4.5.15 |

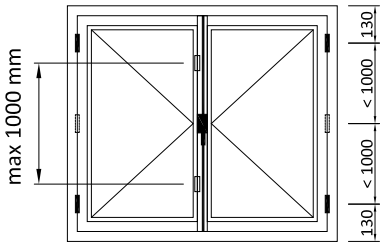


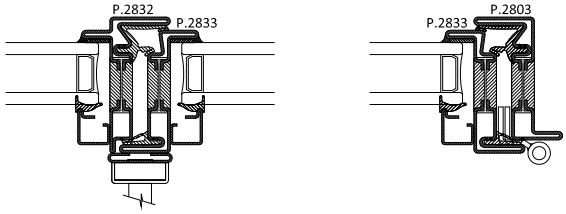


APERTURA INTERNA A DUE ANTE PROFILO P.2833
*TWO-LEAF INWARD OPENING P.2833 PROFILE*

| Art. *Code* | Descrizione *Description* | Pag. |
|---|---|---|
| AC2624 D/S | Kit cremonese chiusura finestra a due ante<br>*Cremone bolt set for two-leaf window* | 4.3.18<br>4.5.5\|6 |
| AC2622 | Snapper chiusura 2^ anta<br>*Snapper for 2nd leaf* | 4.5.6 |
| AC2628 | Cerniere a tre ali ad avvitare<br>*Three-wing screw-in hinge* | 4.3.27\|28 |
| AC2629 | Cerniere a due ali ad avvitare<br>*Two-wing screw-in hinge* | 4.3.29\|30 |
| AC2631.A-B | Cerniere a saldare<br>*Welding hinge* | 4.4.5 |
| AC2632.B-C | Cerniere a saldare<br>*Welding hinge* | 4.4.5 |
| AC2626 R | Chiusura supplementare<br>*Additional lock* | 4.3.25<br>4.5.15 |

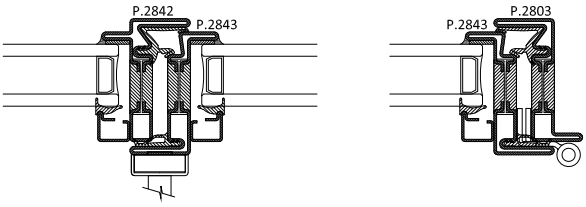


APERTURA INTERNA A DUE ANTE PROFILO P.2843
*TWO-LEAF INWARD OPENING P.2843 PROFILE*

| Art. *Code* | Descrizione *Description* | Pag. |
|---|---|---|
| AC2624 D/S | Kit cremonese chiusura finestra a due ante<br>*Cremone bolt set for two-leaf window* | 4.3.19<br>4.5.7\|8 |
| AC2622 | Snapper chiusura 2^ anta<br>*Snapper for 2nd leaf* | 4.5.6 |
| AC2648 | Cerniere a tre ali ad avvitare<br>*Three-wing screw-in hinge* | 4.3.31\|32 |
| AC2649 | Cerniere a due ali ad avvitare<br>*Two-wing screw-in hinge* | 4.3.35\|36 |
| AC2631.A-B | Cerniere a saldare<br>*Welding hinge* | 4.4.6 |
| AC2632.B-C | Cerniere a saldare<br>*Welding hinge* | 4.4.6 |
| AC2626 R | Chiusura supplementare<br>*Additional lock* | 4.3.25<br>4.5.15 |

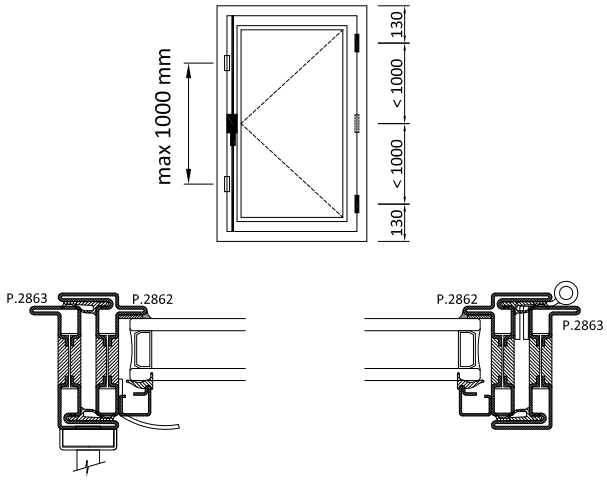


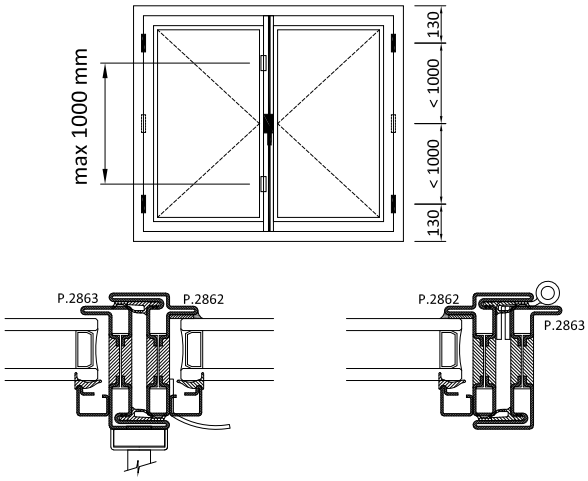


APERTURA ESTERNA AD UN ANTA PROFILO P.2862
*ONE-LEAF OUTWARD OPENING P.2862 PROFILE*

| Art. *Code* | Descrizione *Description* | Pag. |
|---|---|---|
| AC2683 D/S | Kit cremonese chiusura finestra ad un anta<br>*Cremone bolt set for one-leaf window* | 4.3.21\|22<br>4.5.11\|12 |
| AC2680 | Maniglia trascinamento anta<br>*Pulling handle* | 4.5.24 |
| AC2648 | Cerniere a tre ali ad avvitare<br>*Three-wing screw-in hinge* | 4.3.33\|34 |
| AC2649 | Cerniere a due ali ad avvitare<br>*Two-wing screw-in hinge* | 4.3.37\|38 |
| AC2631.A-B | Cerniere a saldare<br>*Cerniere a saldare* | 4.4.7 |
| AC2632.B-C | Cerniere a saldare<br>*Welding hinge* | 4.4.7 |
| AC2626 R | Chiusura supplementare<br>*Additional lock* | 4.3.26<br>4.5.15 |

APERTURA ESTERNA A DUE ANTE PROFILO P.2862
*TWO-LEAF OUTWARD OPENING P.2862 PROFILE*

| Art. *Code* | Descrizione *Description* | Pag. |
|---|---|---|
| AC2684 D/S | Kit cremonese chiusura finestra a due ante<br>*Cremone bolt set for two-leaf window* | 4.3.23\|24<br>4.5.13\|14 |
| AC2680 | Maniglia trascinamento anta<br>*Pulling handle* | 4.5.24 |
| AC2648 | Cerniere a tre ali ad avvitare<br>*Three-wing screw-in hinge* | 4.3.33\|34 |
| AC2649 | Cerniere a due ali ad avvitare<br>*Two-wing screw-in hinge* | 4.3.37\|38 |
| AC2631.A-B | Cerniere a saldare<br>*Welding hinge* | 4.4.7 |
| AC2632.B-C | Cerniere a saldare<br>*Welding hinge* | 4.4.7 |
| AC2626 R | Chiusura supplementare<br>*Additional lock* | 4.3.26<br>4.5.15 |

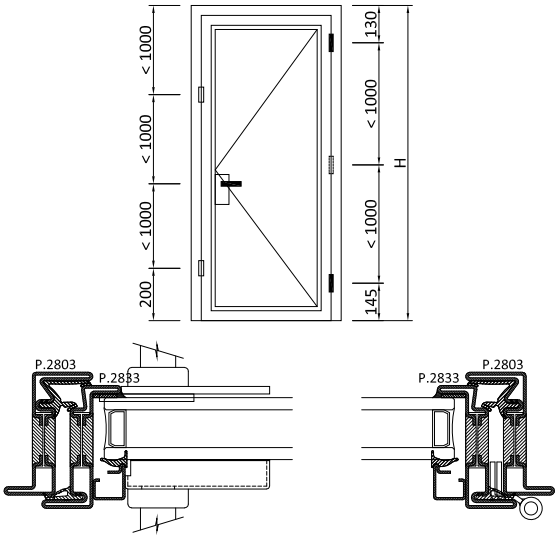


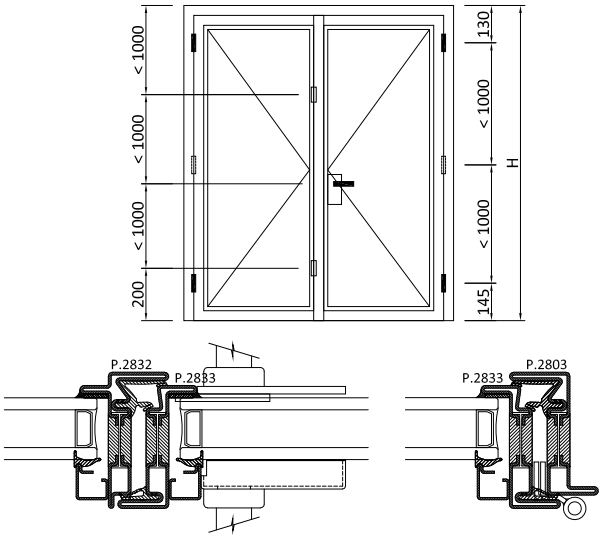


APERTURA INTERNA AD UN ANTA PROFILO P.2833
*ONE-LEAF INWARD OPENING P.2833 PROFILE*

| Art. *Code* | Descrizione *Description* | Pag. |
|---|---|---|
| AC2693 | Serratura con scrocco e catenaccio<br>*Lock with spring latch and bolt* | 4.3.53 |
| AC2694 D/S | Kit serratura a multipunto<br>*Multi-lock kit* | 4.3.55<br>4.5.25\|26 |
| AC2695 D/S | Punto di chiusura aggiuntivo<br>*Additional lock* | 4.3.57<br>4.5.27 |
| AC2696/97 | Scatola copri serratura<br>*Lock cover box* | 4.5.28 |
| AC2628 | Cerniere a tre ali ad avvitare<br>*Three-wing screw-in hinge* | 4.3.27\|28 |
| AC2629 | Cerniere a due ali ad avvitare<br>*Two-wing screw-in hinge* | 4.3.29\|30 |
| AC2631.B | Cerniere a saldare<br>*Welding hinge* | 4.4.5 |
| AC2632.B-C | Cerniere a saldare<br>*Welding hinge* | 4.4.5 |

APERTURA INTERNA A DUE ANTE PROFILO P.2833
*TWO-LEAF INWARD OPENING P.2833 PROFILE*

| Art. *Code* | Descrizione *Description* | Pag. |
|---|---|---|
| AC2693 | Serratura con scrocco e catenaccio<br>*Lock with spring latch and bolt* | 4.3.53 |
| AC2694 D/S | Kit serratura a multipunto<br>*Multi-lock kit* | 4.3.55<br>4.5.25\|26 |
| AC2695 D/S | Punto di chiusura aggiuntivo<br>*Additional lock* | 4.3.57<br>4.5.27 |
| AC2696/97 | Scatola copri serratura<br>*Lock cover box* | 4.5.28 |
| AC2621G.B<br>AC2621G.C | Catenaccio seconda anta<br>*Second leaf bolt* | 4.3.48 |
| AC2628 | Cerniere a tre ali ad avvitare<br>*Three-wing screw-in hinge* | 4.3.27\|28 |
| AC2629 | Cerniere a due ali ad avvitare<br>*Two-wing screw-in hinge* | 4.3.29\|30 |
| AC2631.B | Cerniere a saldare<br>*Welding hinge* | 4.4.5 |
| AC2632.B-C | Cerniere a saldare<br>*Welding hinge* | 4.4.5 |

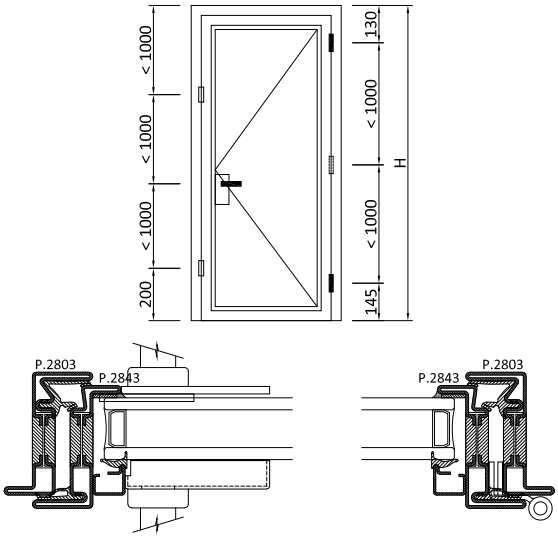


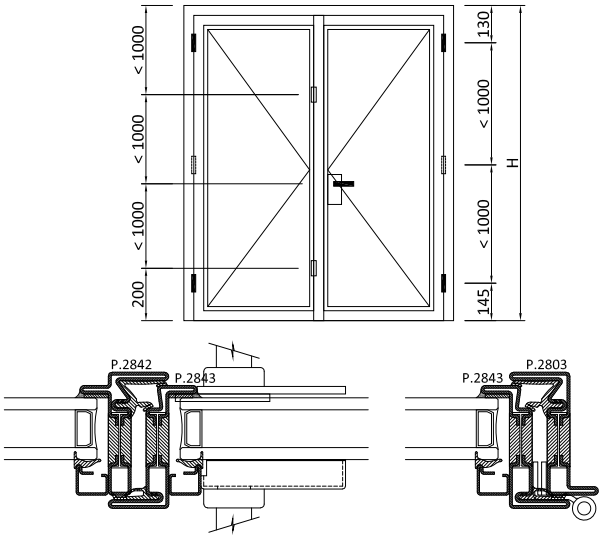


APERTURA INTERNA AD UN ANTA PROFILO P.2843
*ONE-LEAF INWARD OPENING P.2843 PROFILE*

| Art. *Code* | Descrizione *Description* | Pag. |
|---|---|---|
| AC2693 | Serratura con scrocco e catenaccio<br>*Lock with spring latch and bolt* | 4.3.53 |
| AC2694 D/S | Kit serratura a multipunto<br>*Multi-lock kit* | 4.3.55<br>4.5.25\|26 |
| AC2695 D/S | Punto di chiusura aggiuntivo<br>*Additional lock* | 4.3.57<br>4.5.27 |
| AC2696/97 | Scatola copri serratura<br>*Lock cover box* | 4.5.28 |
| AC2648 | Cerniere a tre ali ad avvitare<br>*Three-wing screw-in hinge* | 4.3.31\|32 |
| AC2649 | Cerniere a due ali ad avvitare<br>*Two-wing screw-in hinge* | 4.3.35\|36 |
| AC2631.B | Cerniere a saldare<br>*Welding hinge* | 4.4.6 |
| AC2632.B-C | Cerniere a saldare<br>*Welding hinge* | 4.4.6 |

APERTURA INTERNA A DUE ANTE PROFILO P.2843
*TWO-LEAF INWARD OPENING P.2843 PROFILE*

| Art. *Code* | Descrizione *Description* | Pag. |
|---|---|---|
| AC2693 | Serratura con scrocco e catenaccio<br>*Lock with spring latch and bolt* | 4.3.53 |
| AC2694 D/S | Kit serratura a multipunto<br>*Multi-lock kit* | 4.3.55<br>4.5.25\|26 |
| AC2695 D/S | Punto di chiusura aggiuntivo<br>*Additional lock* | 4.3.57<br>4.5.27 |
| AC2696/97 | Scatola copri serratura<br>*Lock cover box* | 4.5.28 |
| AC2621G.B<br>AC2621G.C | Catenaccio seconda anta<br>*Second leaf bolt* | 4.3.49 |
| AC2648 | Cerniere a tre ali ad avvitare<br>*Three-wing screw-in hinge* | 4.3.31\|32 |
| AC2649 | Cerniere a due ali ad avvitare<br>*Two-wing screw-in hinge* | 4.3.35\|36 |
| AC2631.B | Cerniere a saldare<br>*Welding hinge* | 4.4.6 |
| AC2632.B-C | Cerniere a saldare<br>*Welding hinge* | 4.4.6 |

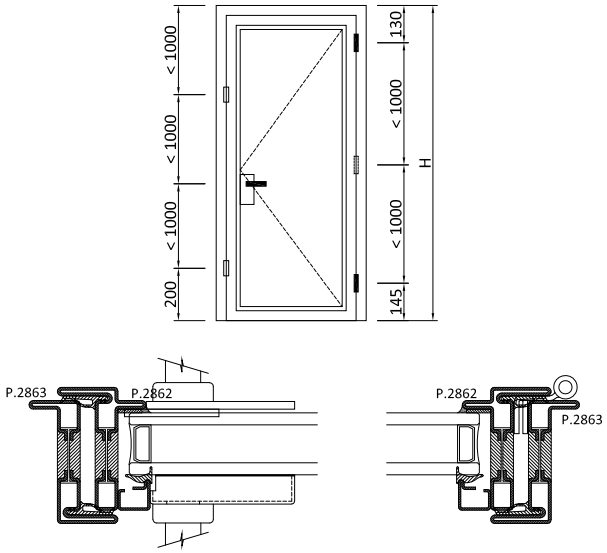


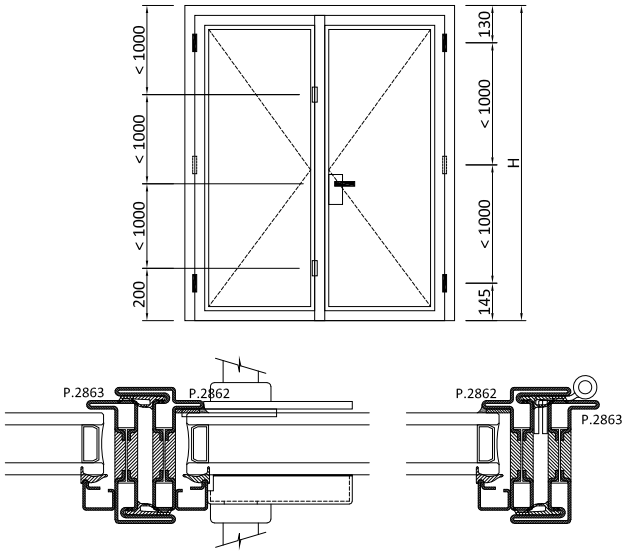


APERTURA ESTERNA AD UN ANTA PROFILO P.2862
*ONE-LEAF OUTWARD OPENING P.2862 PROFILE*

| Art. *Code* | Descrizione *Description* | Pag. |
|---|---|---|
| AC2693 | Serratura con scrocco e catenaccio<br>*Lock with spring latch and bolt* | 4.3.54 |
| AC2694 D/S | Kit serratura a multipunto<br>*Multi-lock kit* | 4.3.56<br>4.5.25\|26 |
| AC2695 D/S | Punto di chiusura aggiuntivo<br>*Additional lock* | 4.3.58<br>4.5.27 |
| AC2696/97 | Scatola copri serratura<br>*Lock cover box* | 4.5.28 |
| AC2648 | Cerniere a tre ali ad avvitare<br>*Three-wing screw-in hinge* | 4.3.33\|34 |
| AC2649 | Cerniere a due ali ad avvitare<br>*Two-wing screw-in hinge* | 4.3.37\|38 |
| AC2631.B | Cerniere a saldare<br>*Welding hinge* | 4.4.7 |
| AC2632.B-C | Cerniere a saldare<br>*Welding hinge* | 4.4.7 |

APERTURA ESTERNA A DUE ANTE PROFILO P.2862
*TWO-LEAF OUTWARD OPENING P.2862 PROFILE*

| Art. *Code* | Descrizione *Description* | Pag. |
|---|---|---|
| AC2693 | Serratura con scrocco e catenaccio<br>*Lock with spring latch and bolt* | 4.3.54 |
| AC2694 D/S | Kit serratura a multipunto<br>*Multi-lock kit* | 4.3.56<br>4.5.25\|26 |
| AC2695 D/S | Punto di chiusura aggiuntivo<br>*Additional lock* | 4.3.58<br>4.5.27 |
| AC2696/97 | Scatola copri serratura<br>*Lock cover box* | 4.5.28 |
| AC2621G.B<br>AC2621G.C | Catenaccio seconda anta<br>*Second leaf bolt* | 4.3.50 |
| AC2648 | Cerniere a tre ali ad avvitare<br>*Three-wing screw-in hinge* | 4.3.33\|34 |
| AC2649 | Cerniere a due ali ad avvitare<br>*Two-wing screw-in hinge* | 4.3.37\|38 |
| AC2631.B | Cerniere a saldare<br>*Welding hinge* | 4.4.7 |
| AC2632.B-C | Cerniere a saldare<br>*Welding hinge* | 4.4.7 |

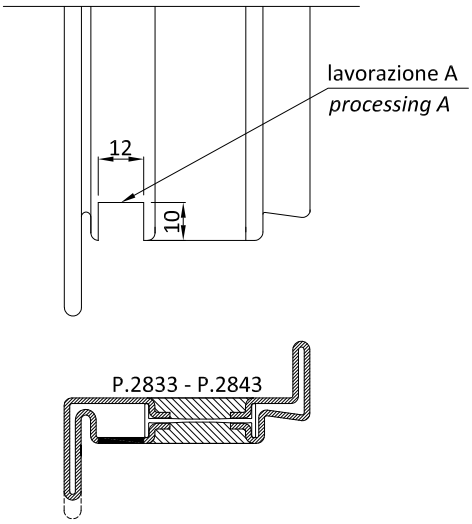


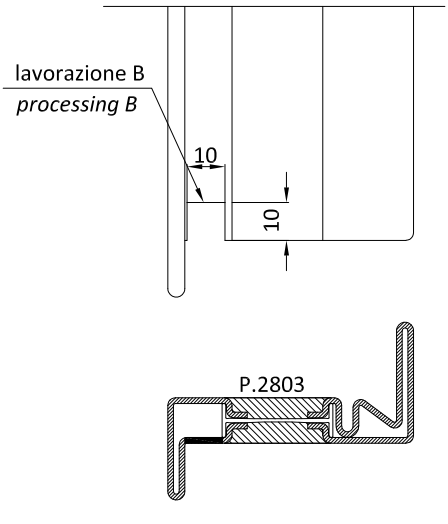


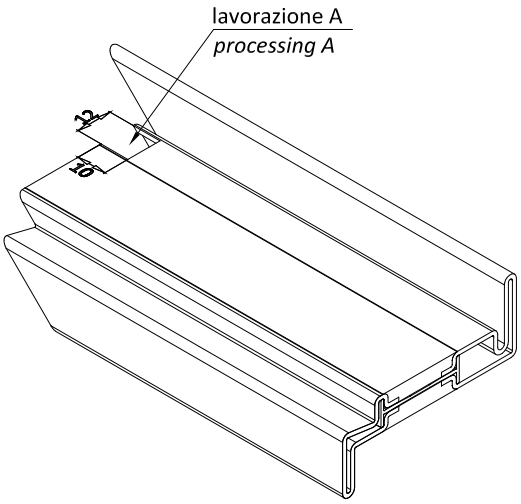


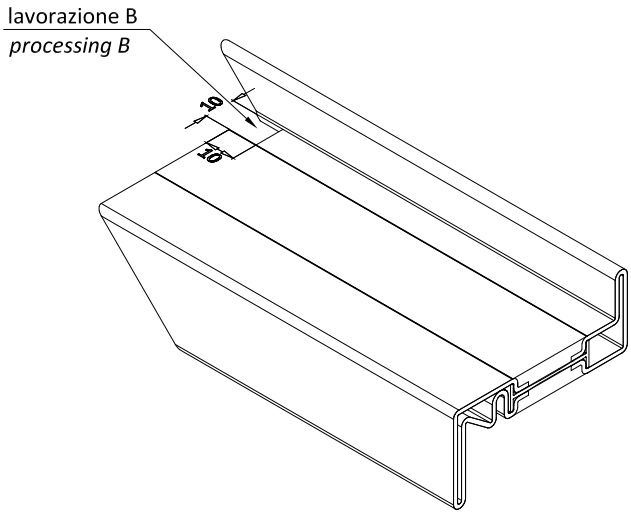


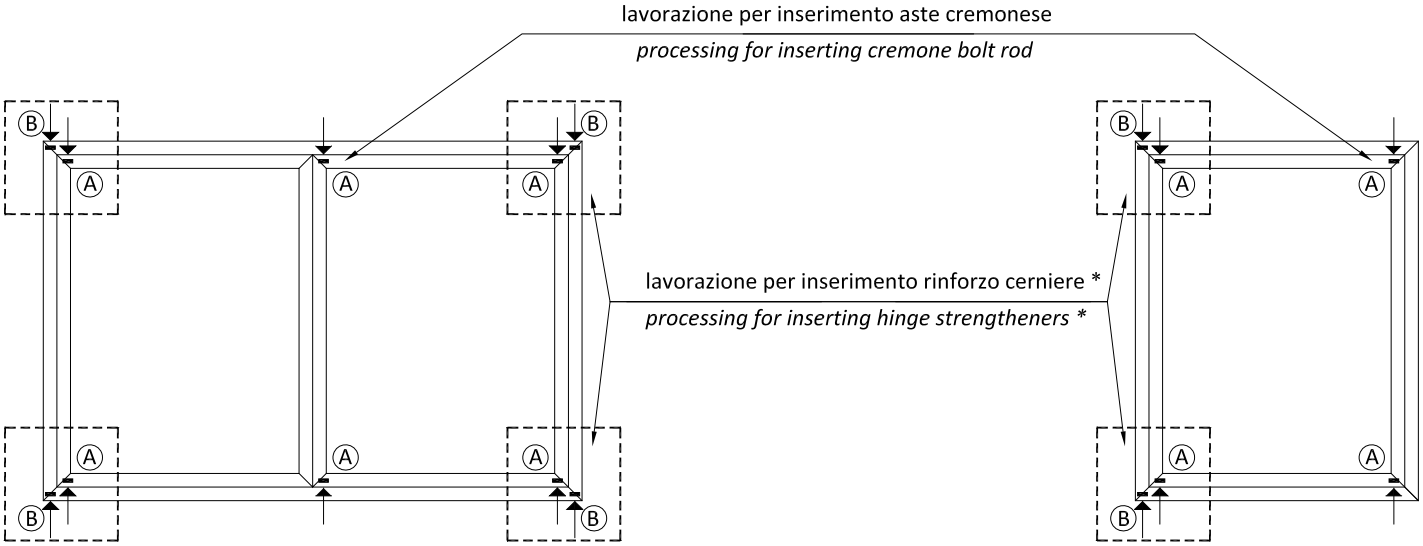


* Lavorazione per rinforzo cerniere necessaria per profili in ottone e acciaio inox
** Working for hinges reinforcement is necessary on brass and stainless steel profiles*

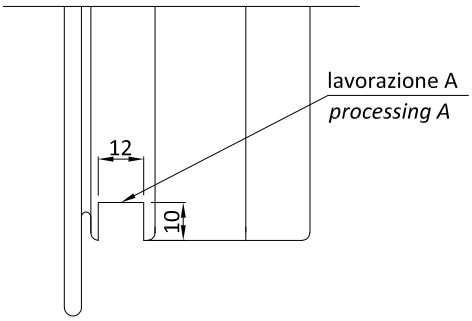


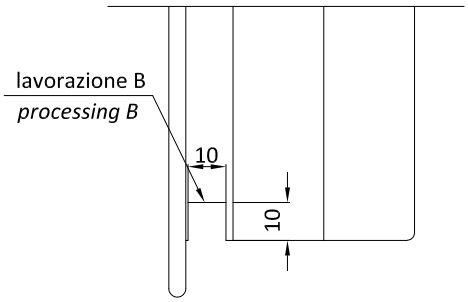


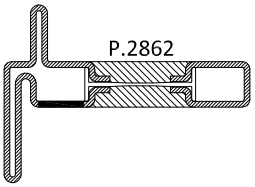


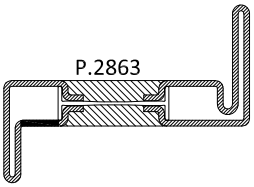


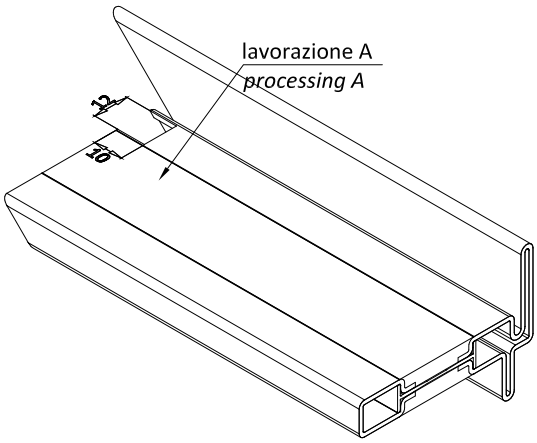


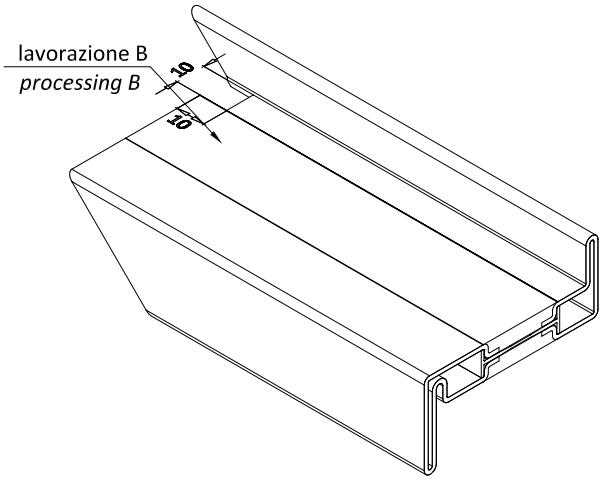


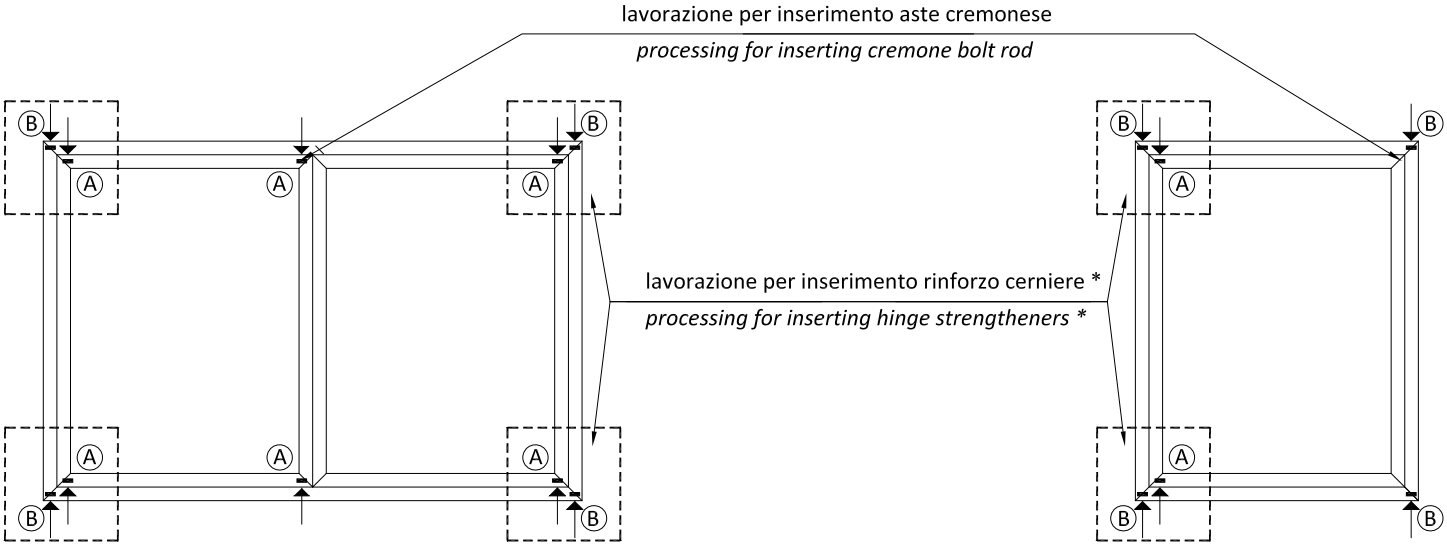


* Lavorazione per rinforzo cerniere necessaria per profili in ottone e acciaio inox
** Working for hinges reinforcement is necessary on brass and stainless steel profiles*

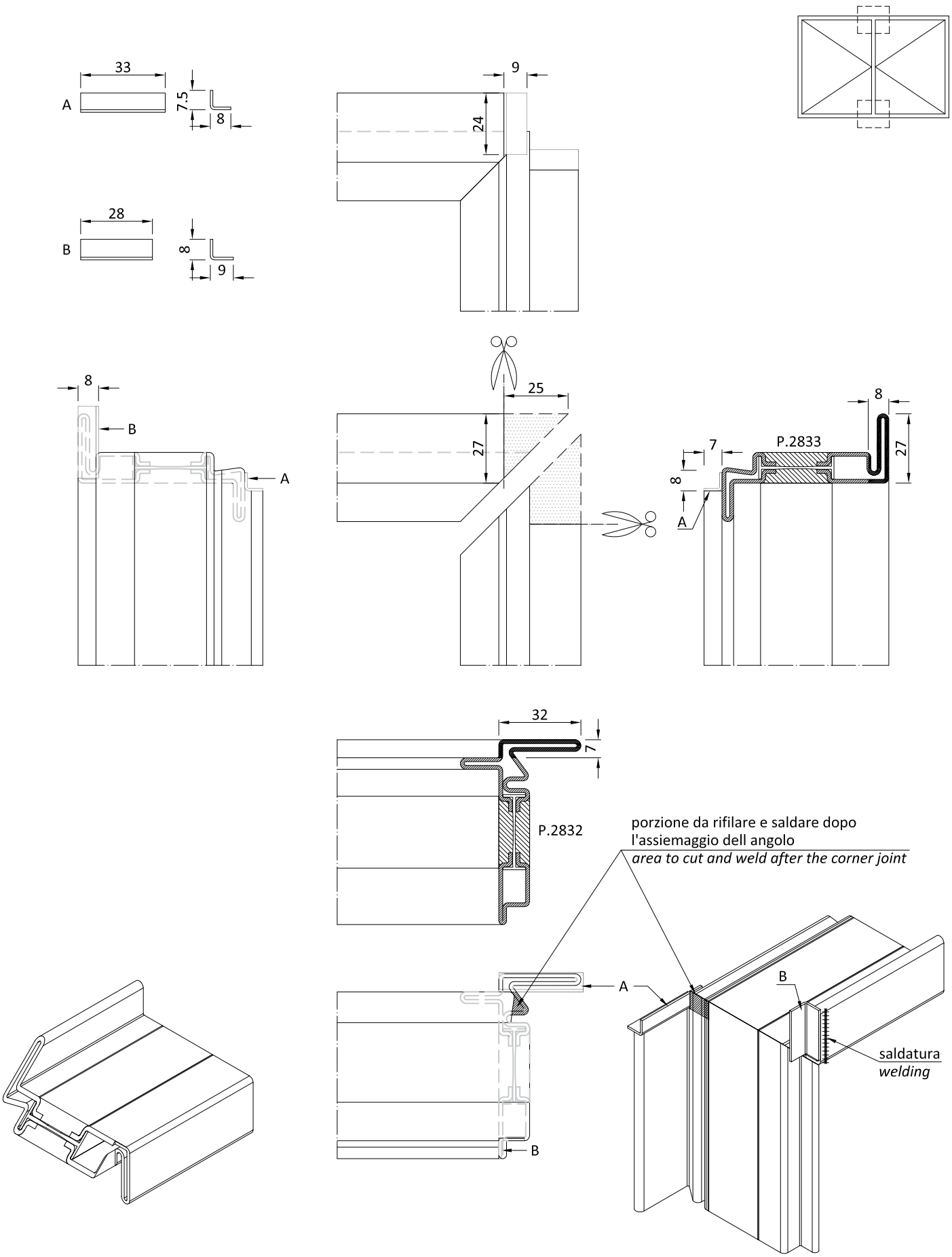


Nota: i fondini sono forniti di dimensioni maggiori da rifilare dopo la saldatura
Note: *the fitting are provided larger by trimming after welding*

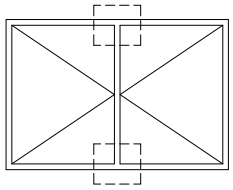

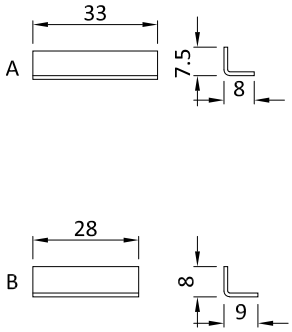


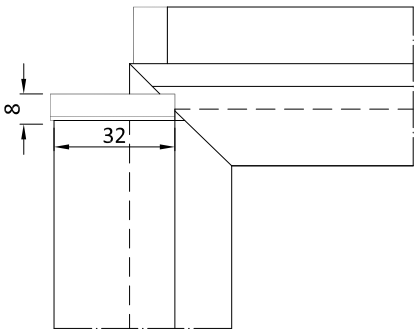


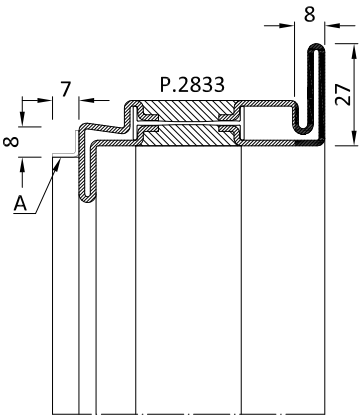


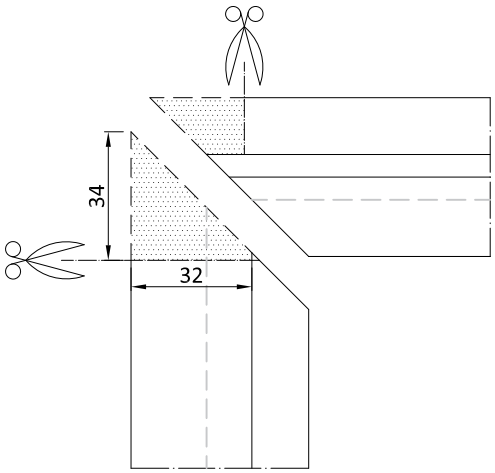


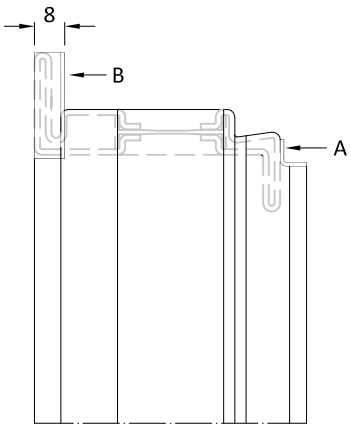


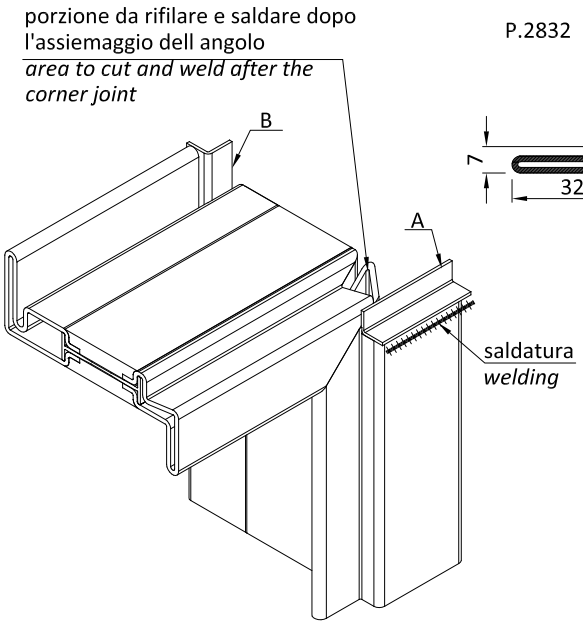


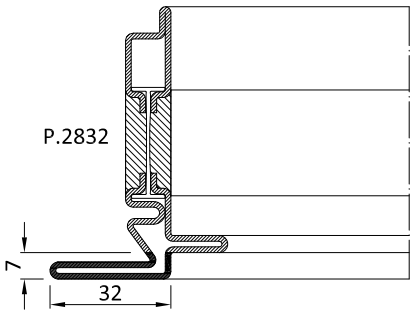


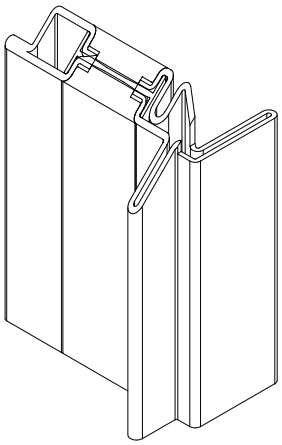

Nota: i fondini sono forniti di dimensioni maggiori da rifilare dopo la saldatura
Note: *the fitting are provided larger by trimming after welding*

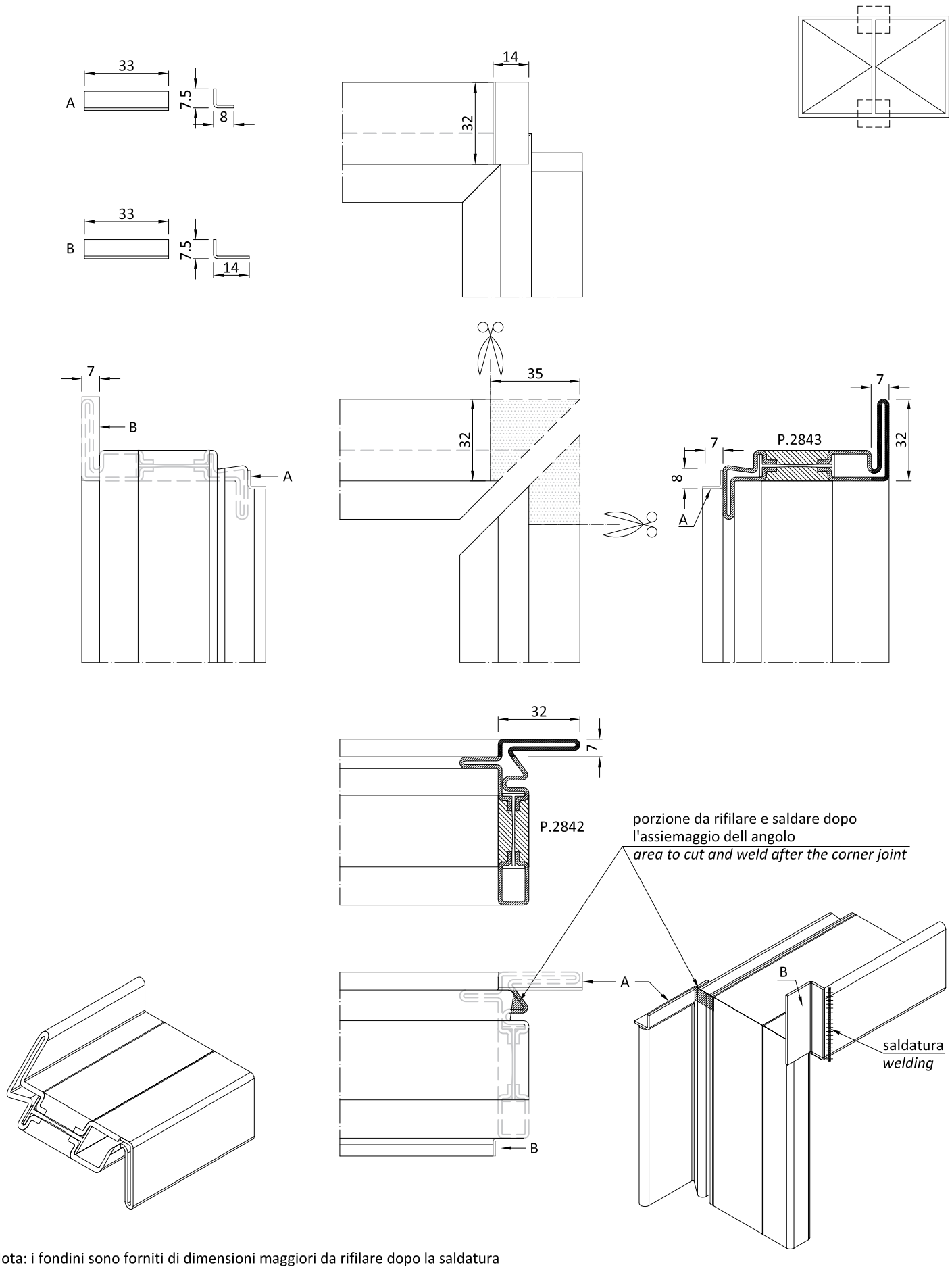


Nota: i fondini sono forniti di dimensioni maggiori da rifilare dopo la saldatura
Note: *the fitting are provided larger by trimming after welding*

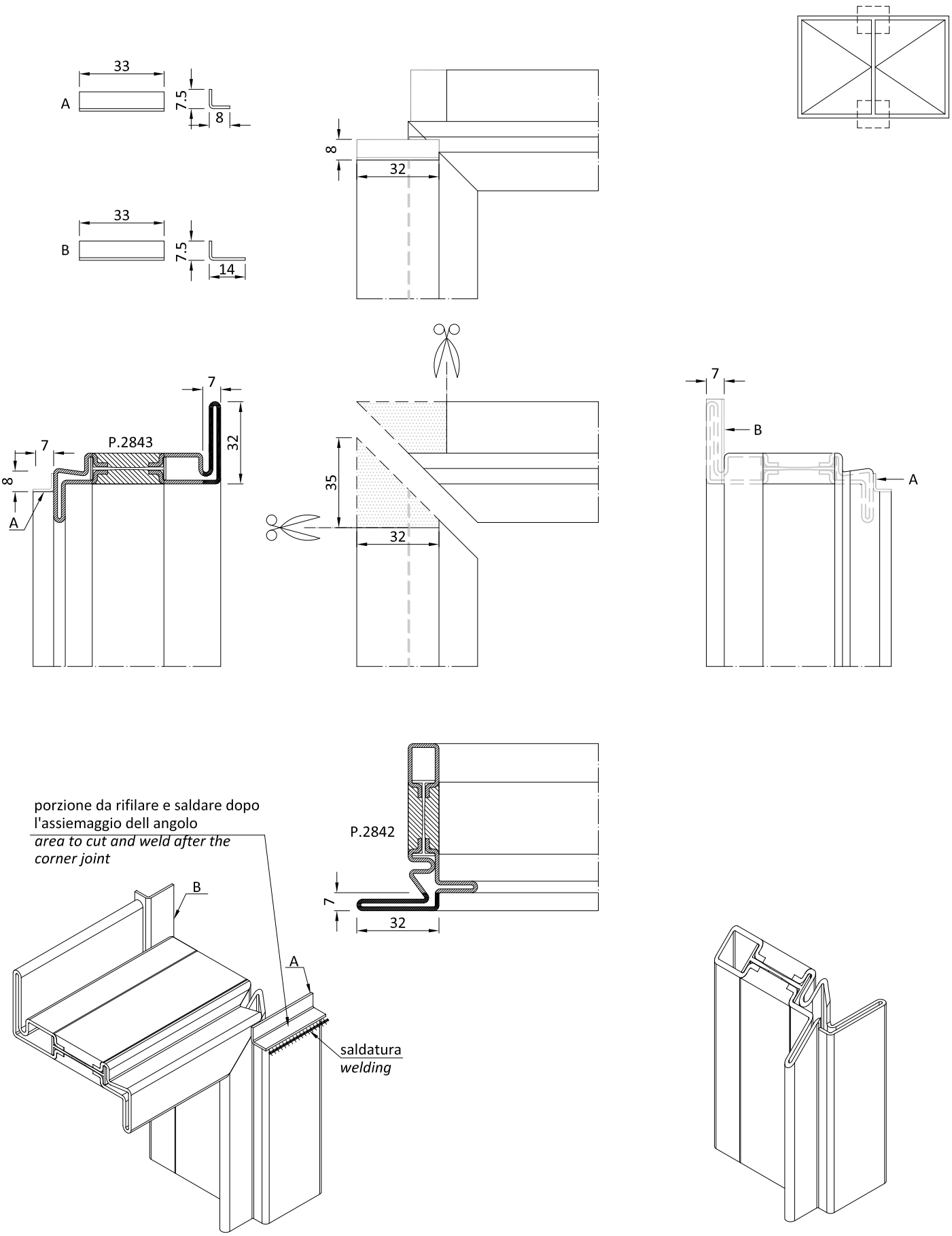


Nota: i fondini sono forniti di dimensioni maggiori da rifilare dopo la saldatura
Note: *the fitting are provided larger by trimming after welding*

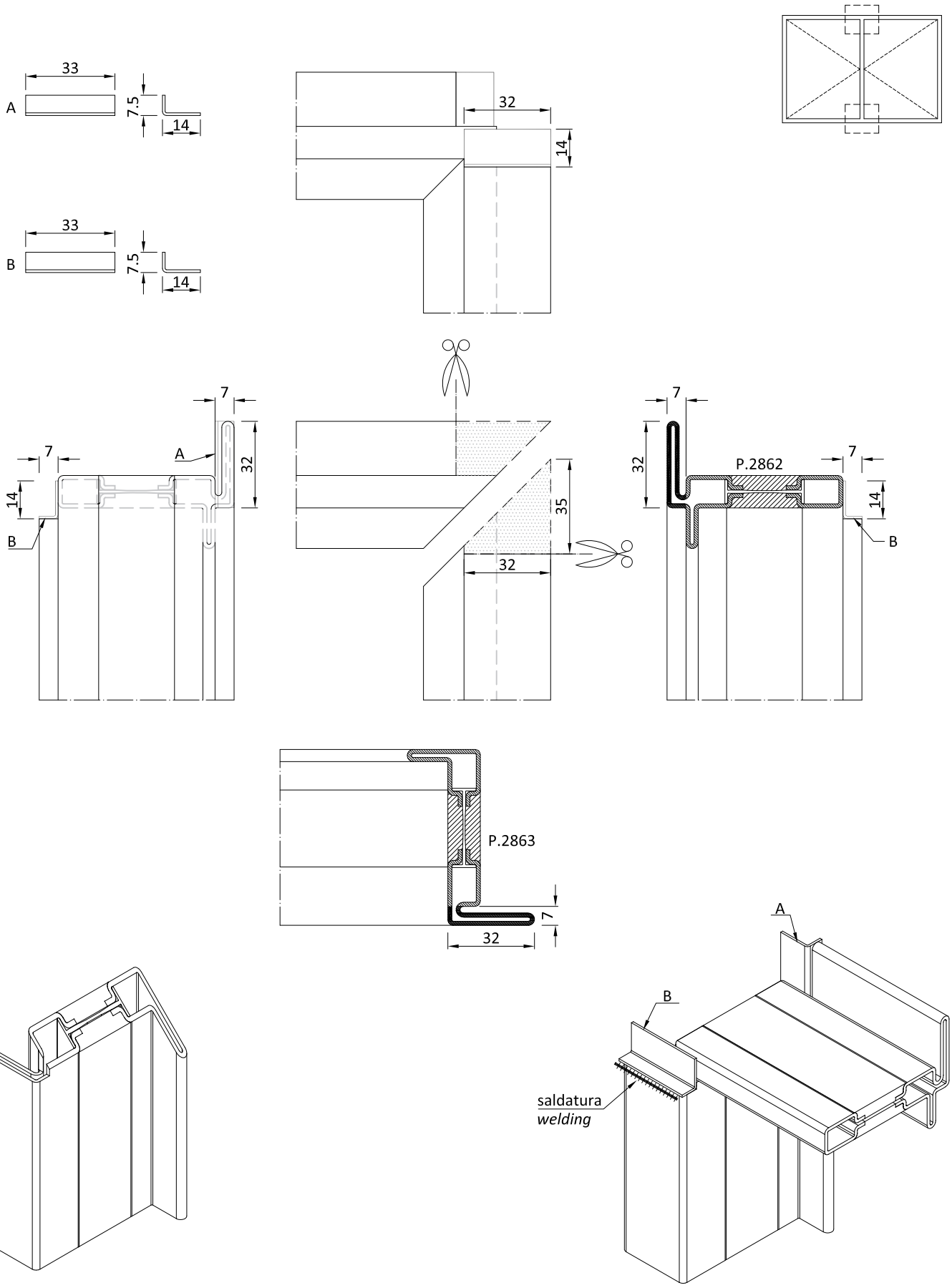


Nota: i fondini sono forniti di dimensioni maggiori da rifilare dopo la saldatura
Note: *the fitting are provided larger by trimming after welding*

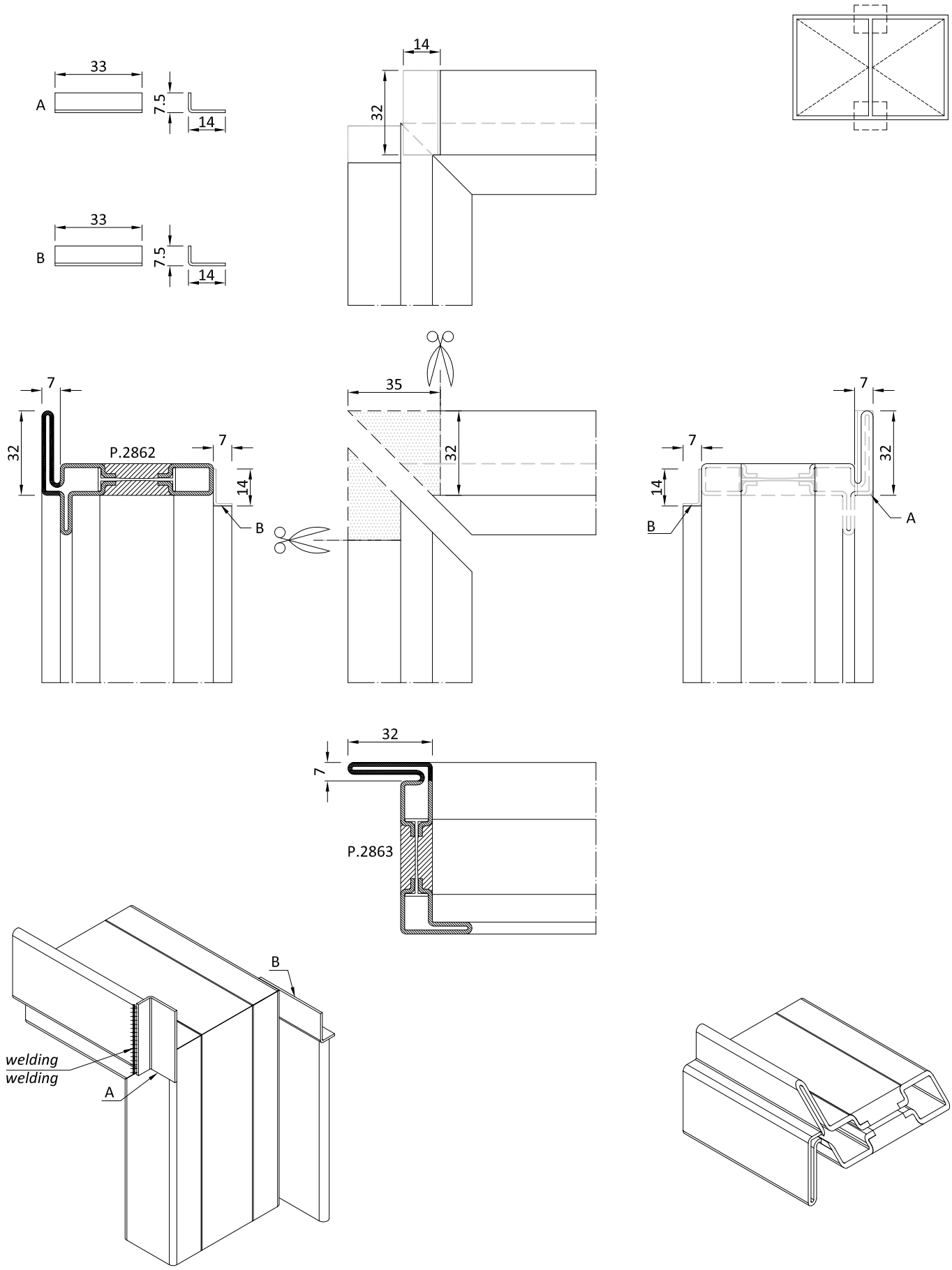


Nota: i fondini sono forniti di dimensioni maggiori da rifilare dopo la saldatura
Note: *the fitting are provided larger by trimming after welding*

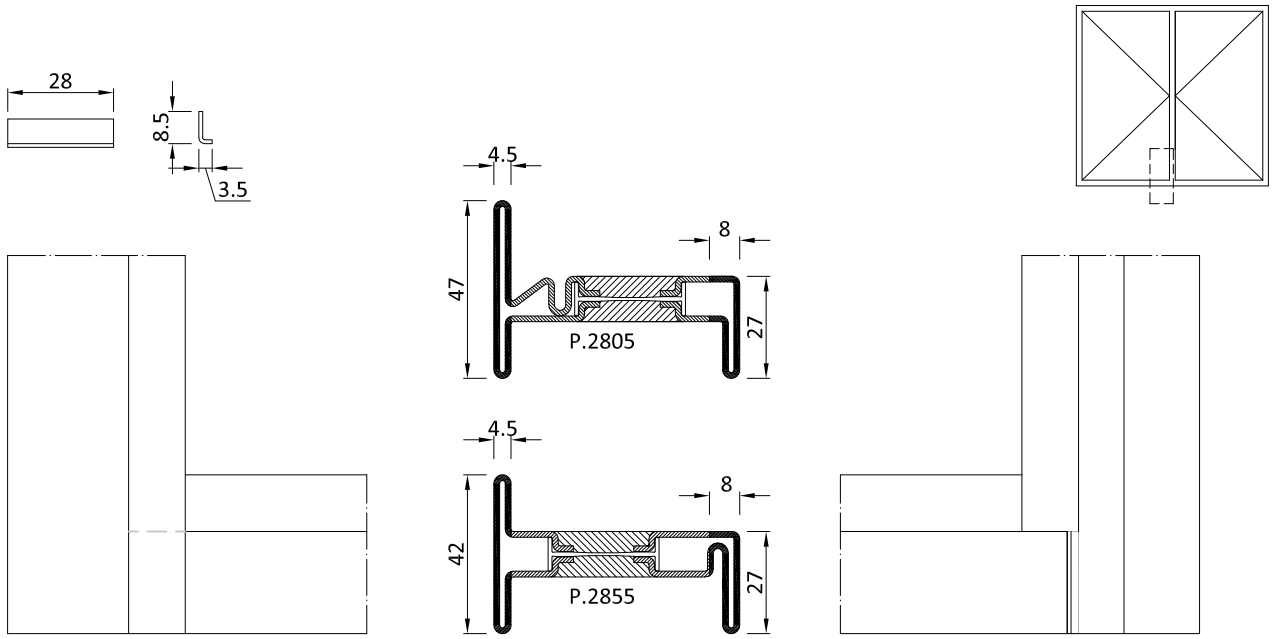


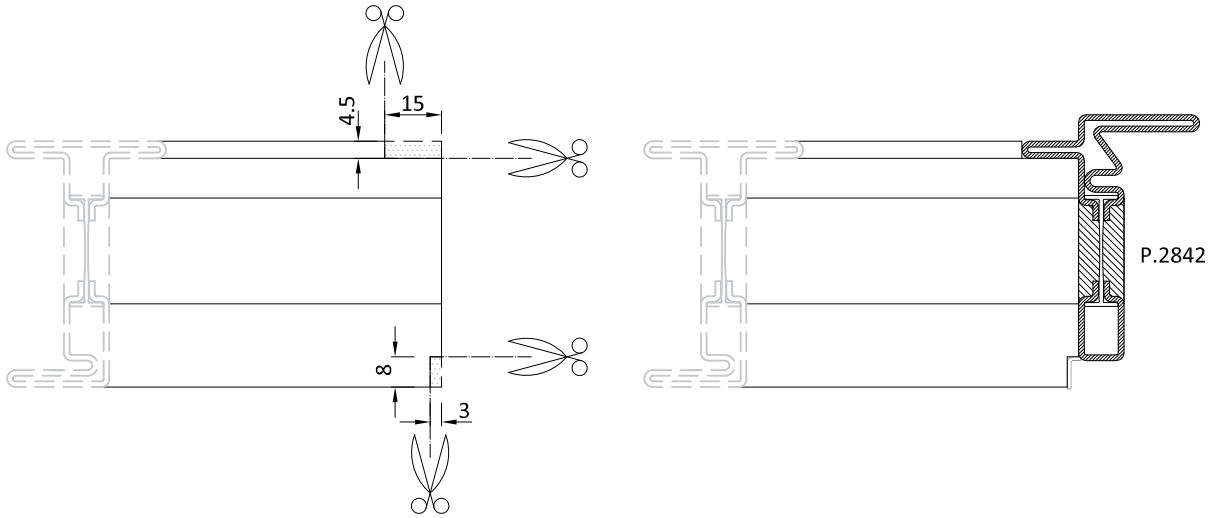


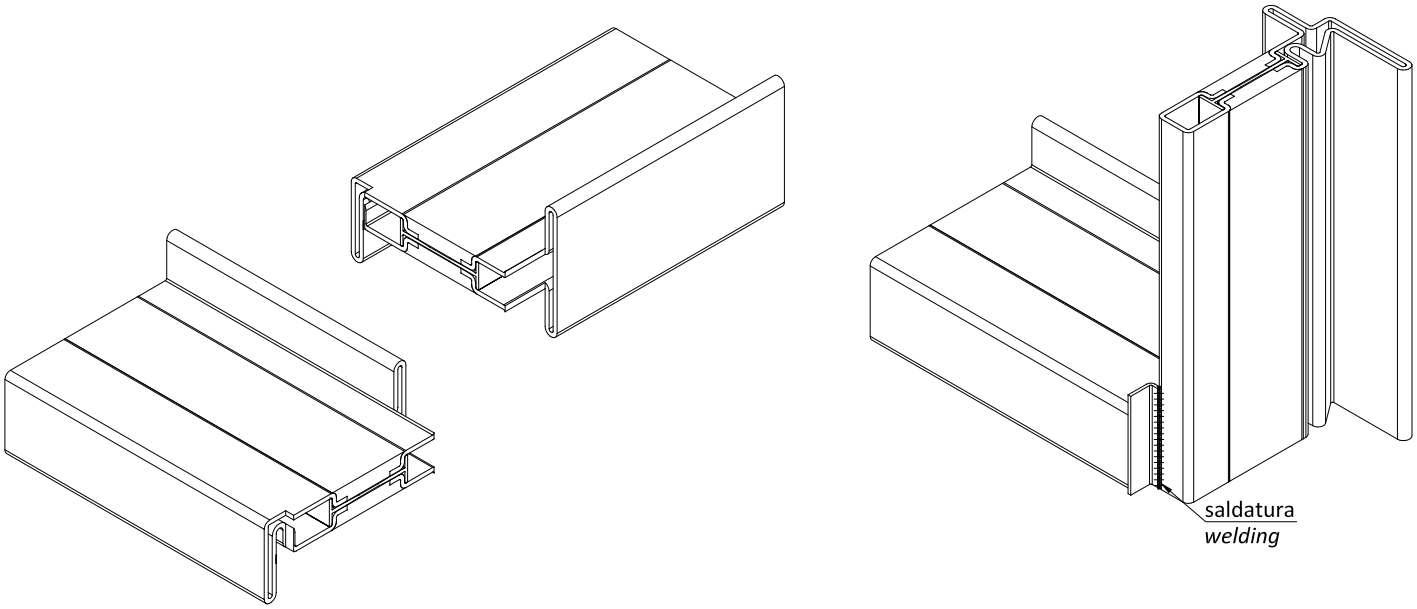


Nota: i fondini sono forniti di dimensioni maggiori da rifilare dopo la saldatura
Note: *the fitting are provided larger by trimming after welding*

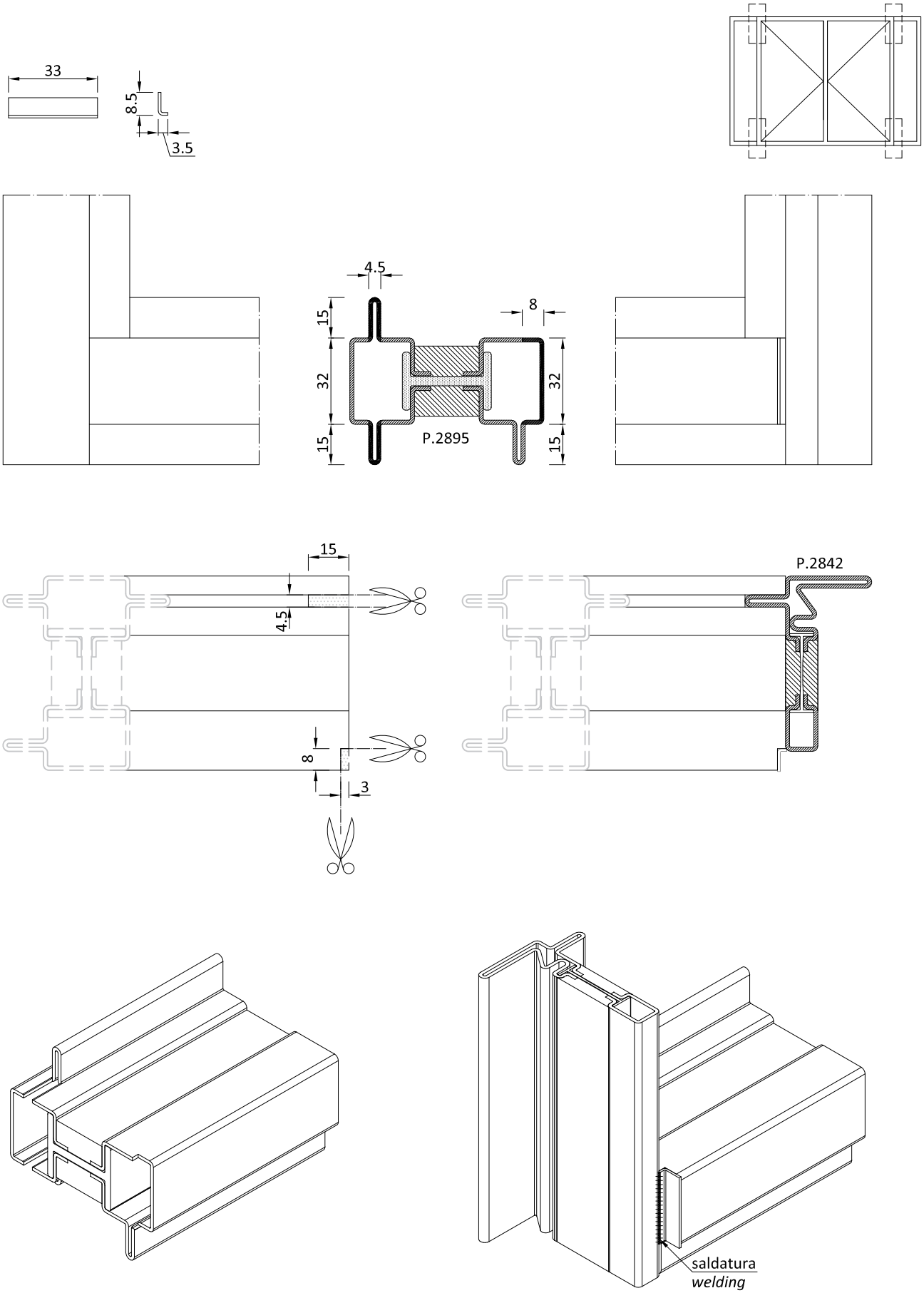


Nota: i fondini sono forniti di dimensioni maggiori da rifilare dopo la saldatura
Note: *the fitting are provided larger by trimming after welding*

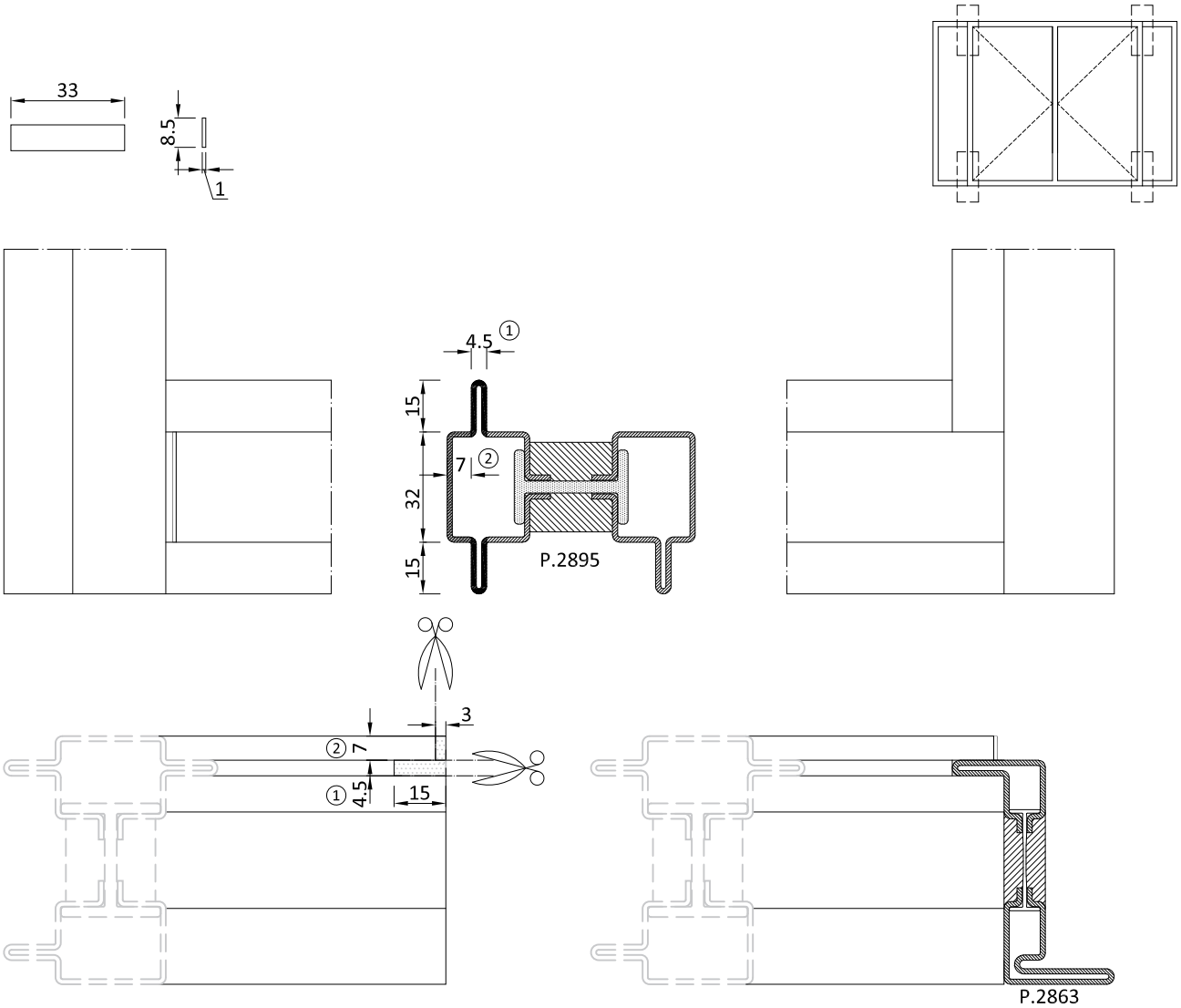


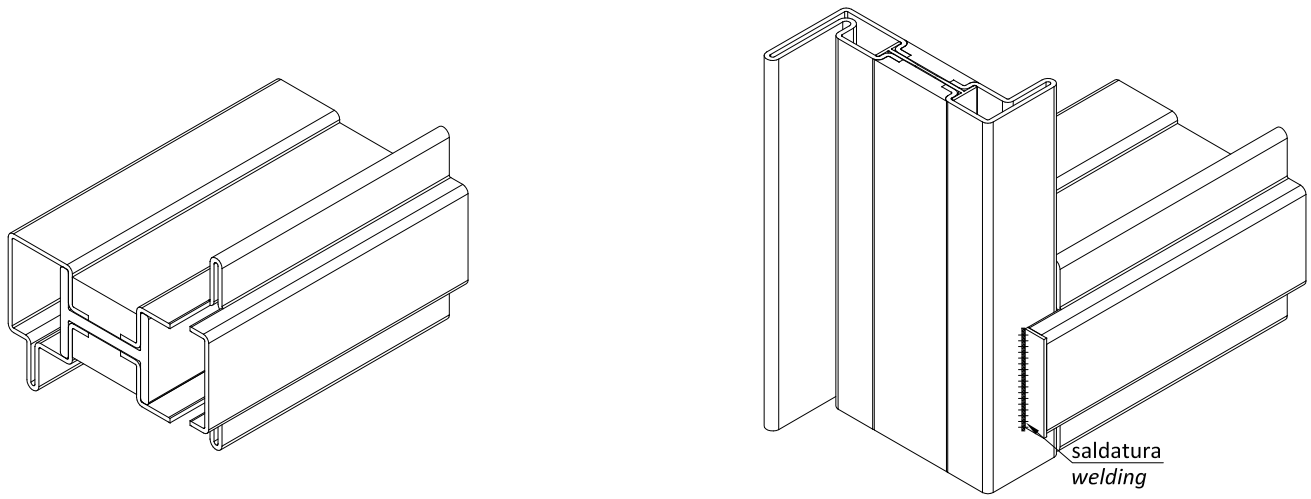


Nota: i fondini sono forniti di dimensioni maggiori da rifilare dopo la saldatura
Note: *the fitting are provided larger by trimming after welding*

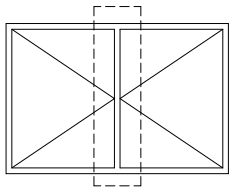

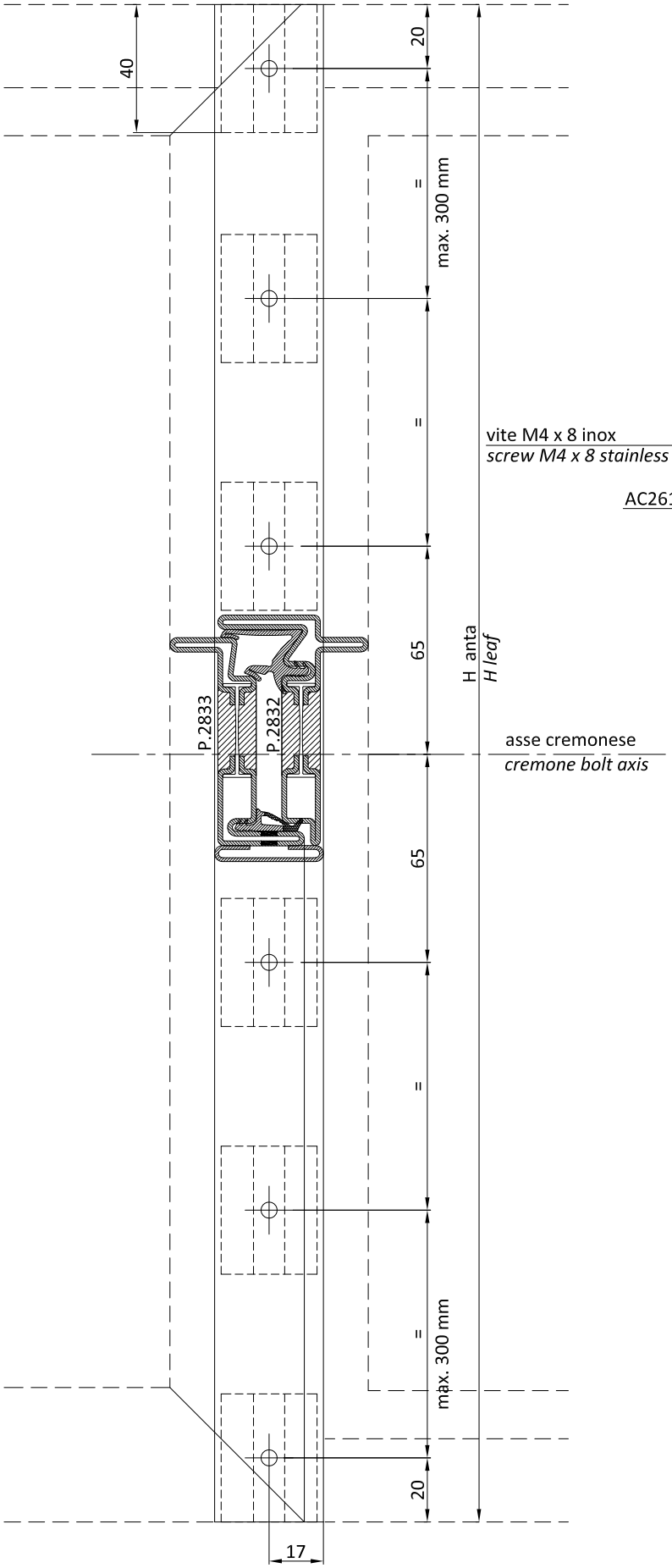
40
20
=
max. 300 mm
=
65
H anta
H leaf
P.2833
P.2832
asse cremonese
cremone bolt axis
65
=
=
max. 300 mm
20
17

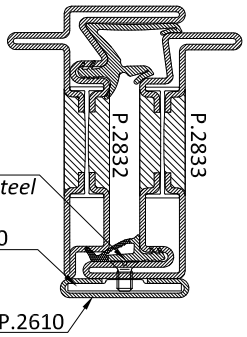
P.2832
P.2833
vite M4 x 8 inox
screw M4 x 8 stainless steel
AC2610
P.2610

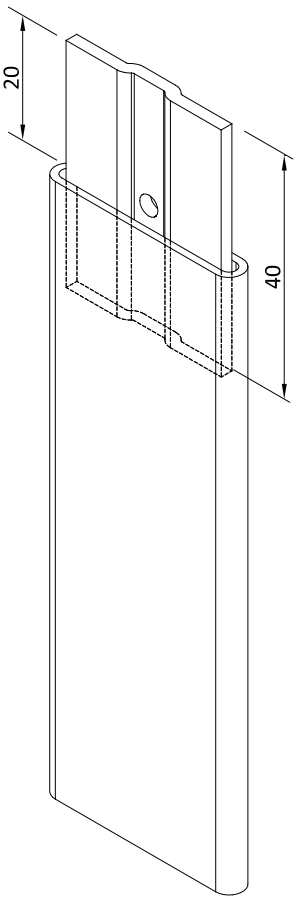
20
40

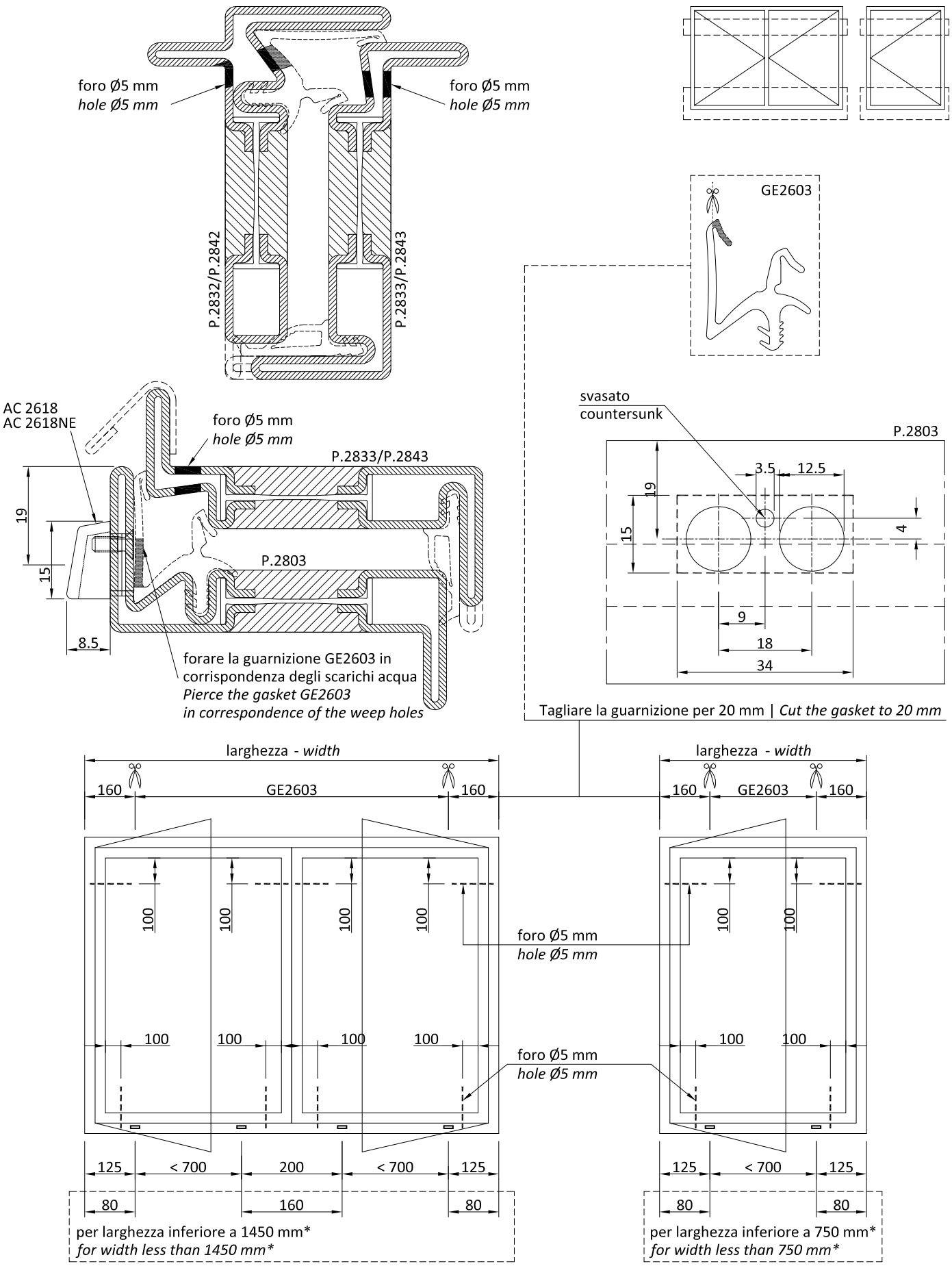


* tagliare l'angolo vulcanizzato AC2617NG per 30 mm
** cut the vulcanised corner gasket AC2617NG to 30 mm*

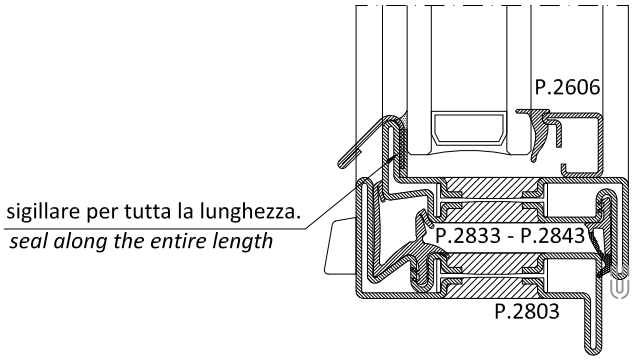
P.2606
sigillare per tutta la lunghezza.
*seal along the entire length*
P.2833 - P.2843
P.2803

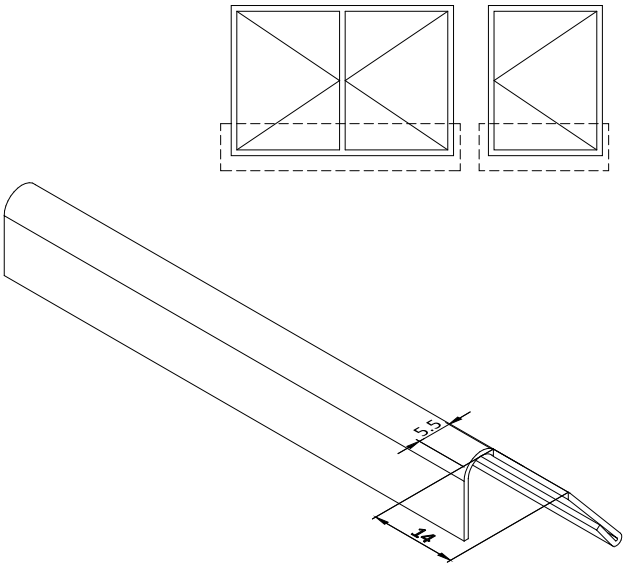
5.5
14

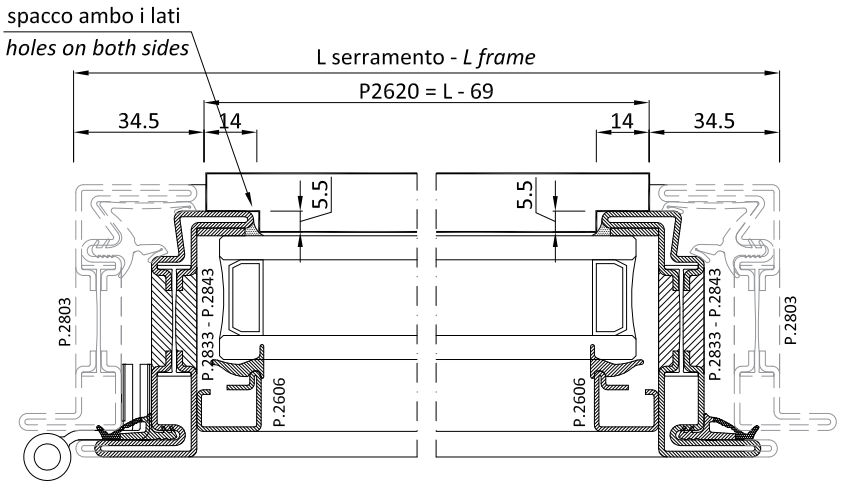
spacco ambo i lati
*holes on both sides*
L serramento - *L frame*
P2620 = L - 69
34.5
14
14
34.5
5.5
5.5
P.2803
P.2833 - P.2843
P.2606
P.2606
P.2833 - P.2843
P.2803

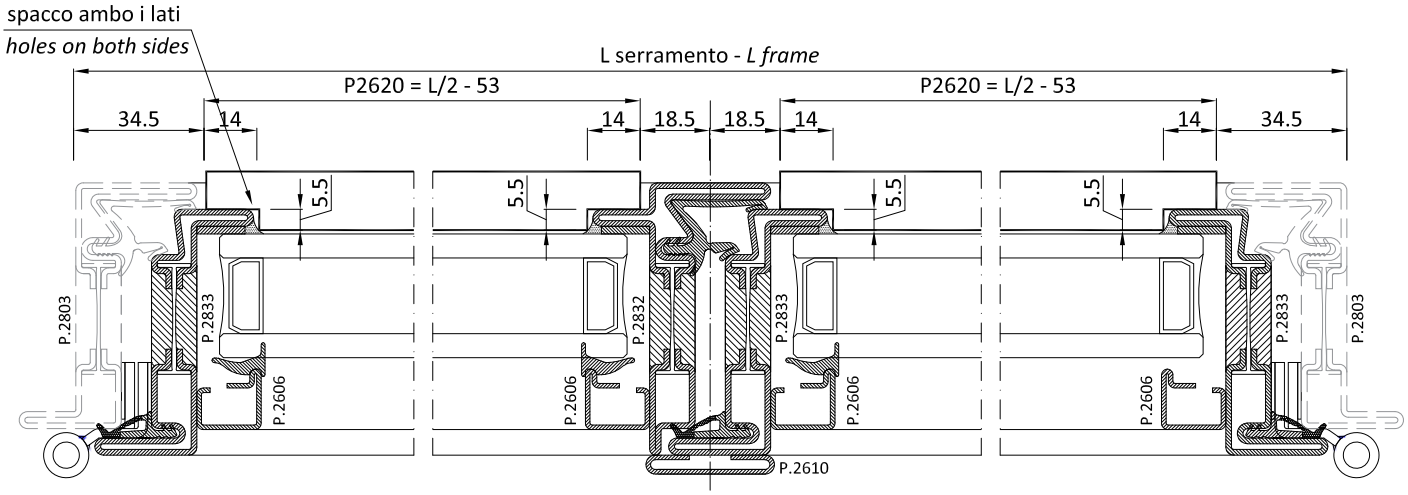
spacco ambo i lati
*holes on both sides*
L serramento - *L frame*
P2620 = L/2 - 53
P2620 = L/2 - 53
34.5
14
14
18.5
18.5
14
14
34.5
5.5
5.5
5.5
5.5
P.2803
P.2833
P.2606
P.2606
P.2832
P.2833
P.2606
P.2606
P.2833
P.2803
P.2610

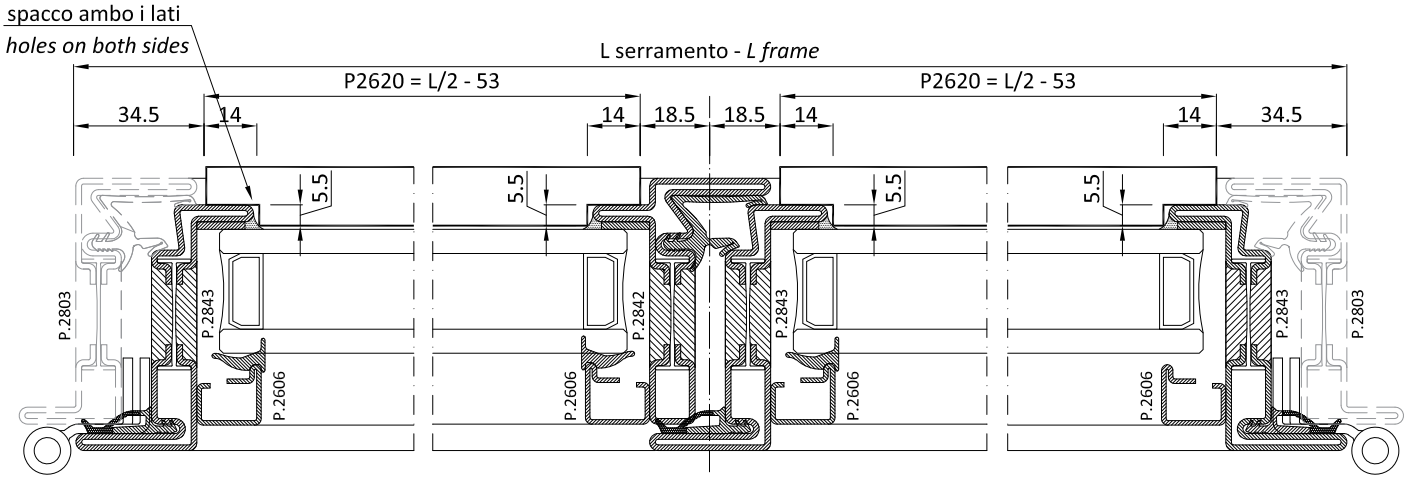
spacco ambo i lati
*holes on both sides*
L serramento - *L frame*
P2620 = L/2 - 53
P2620 = L/2 - 53
34.5
14
14
18.5
18.5
14
14
34.5
5.5
5.5
5.5
5.5
P.2803
P.2843
P.2606
P.2606
P.2842
P.2843
P.2606
P.2606
P.2843
P.2803

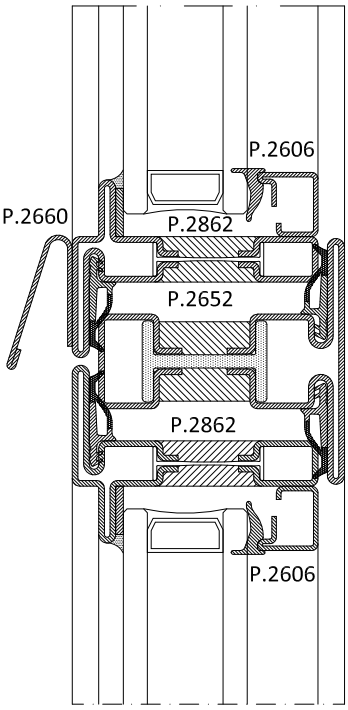
P.2606
P.2660
P.2862
P.2652
P.2862
P.2606

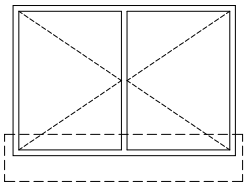

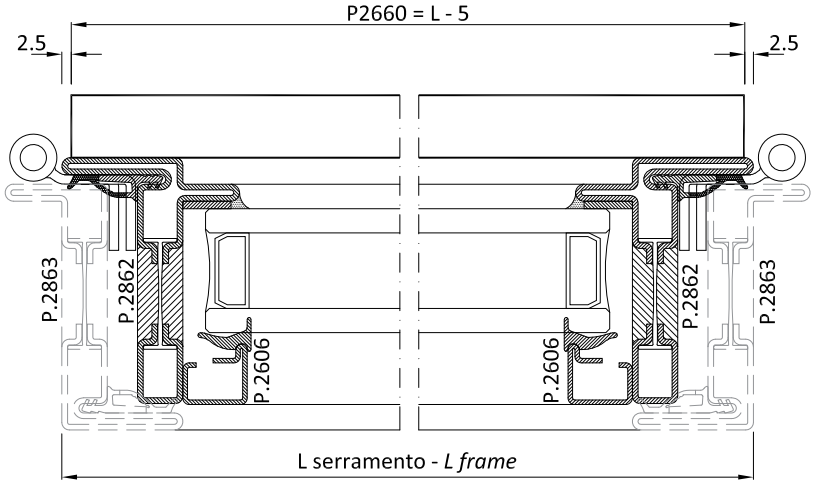
P2660 = L - 5
2.5
2.5
P.2863
P.2862
P.2606
P.2606
P.2862
P.2863
L serramento - *L frame*

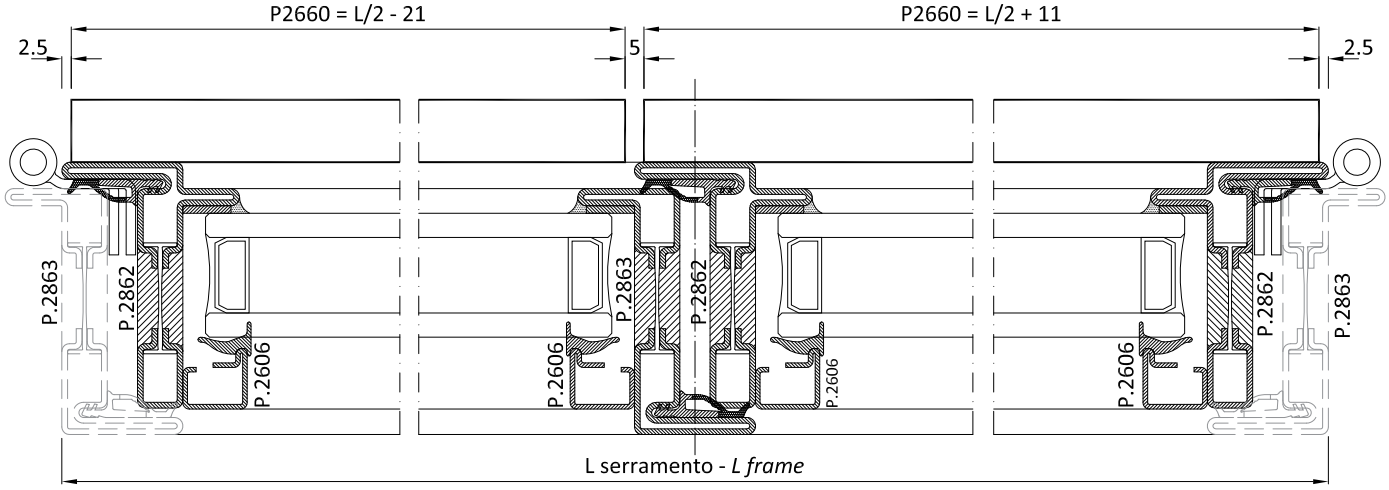
P2660 = L/2 - 21
P2660 = L/2 + 11
2.5
5
2.5
P.2863
P.2862
P.2606
P.2863
P.2862
P.2606
P.2606
P.2606
P.2862
P.2863
L serramento - *L frame*

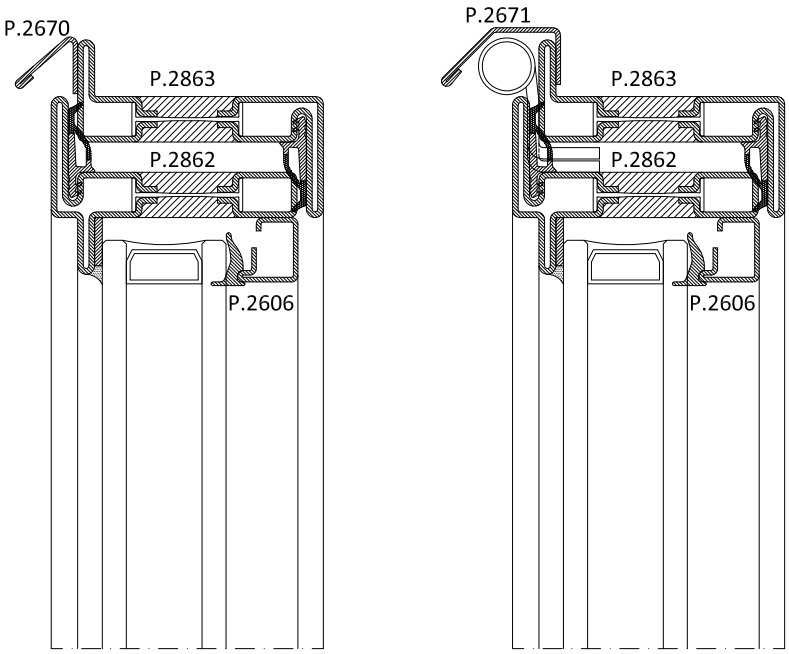
P.2670
P.2863
P.2862
P.2606
P.2671
P.2863
P.2862
P.2606

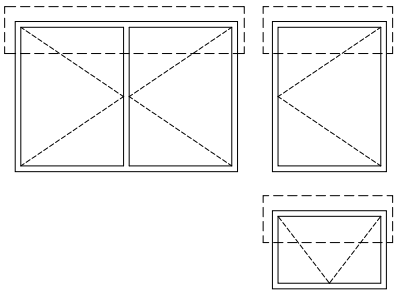

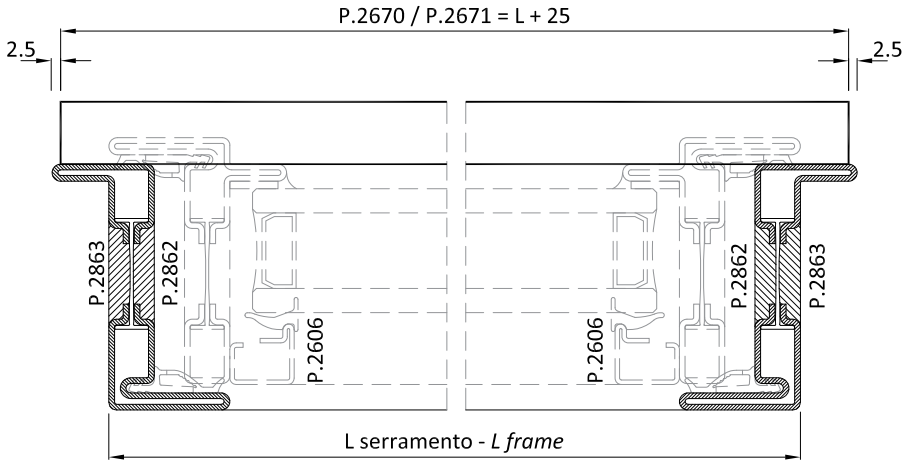
P.2670 / P.2671 = L + 25
2.5
2.5
P.2863
P.2862
P.2606
P.2606
P.2862
P.2863
L serramento - *L frame*

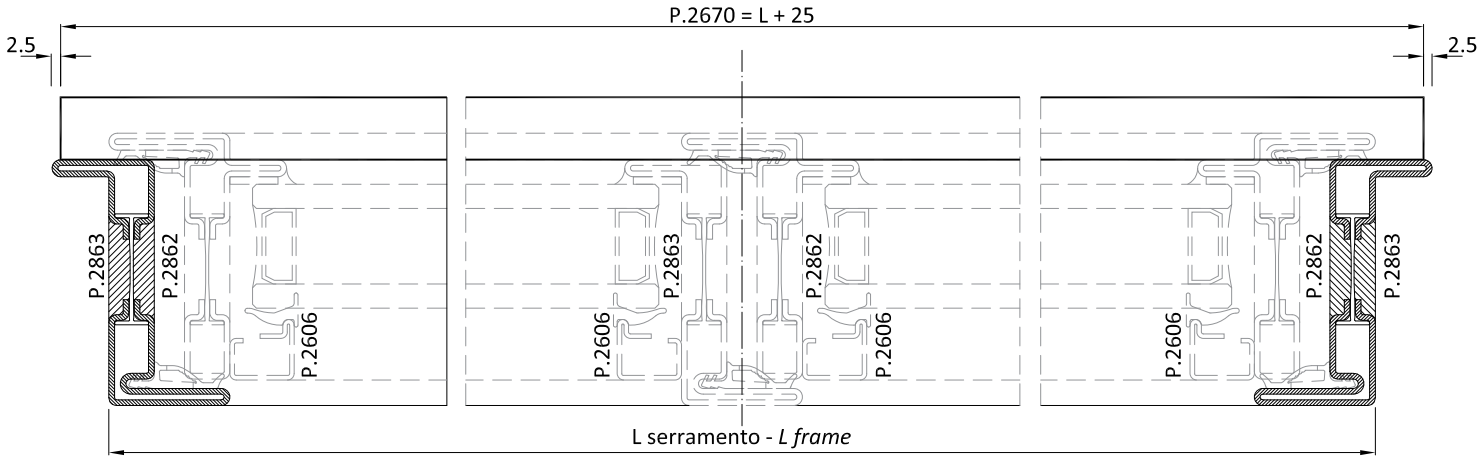
P.2670 = L + 25
2.5
2.5
P.2863
P.2862
P.2606
P.2606
P.2863
P.2862
P.2606
P.2606
P.2862
P.2863
L serramento - *L frame*

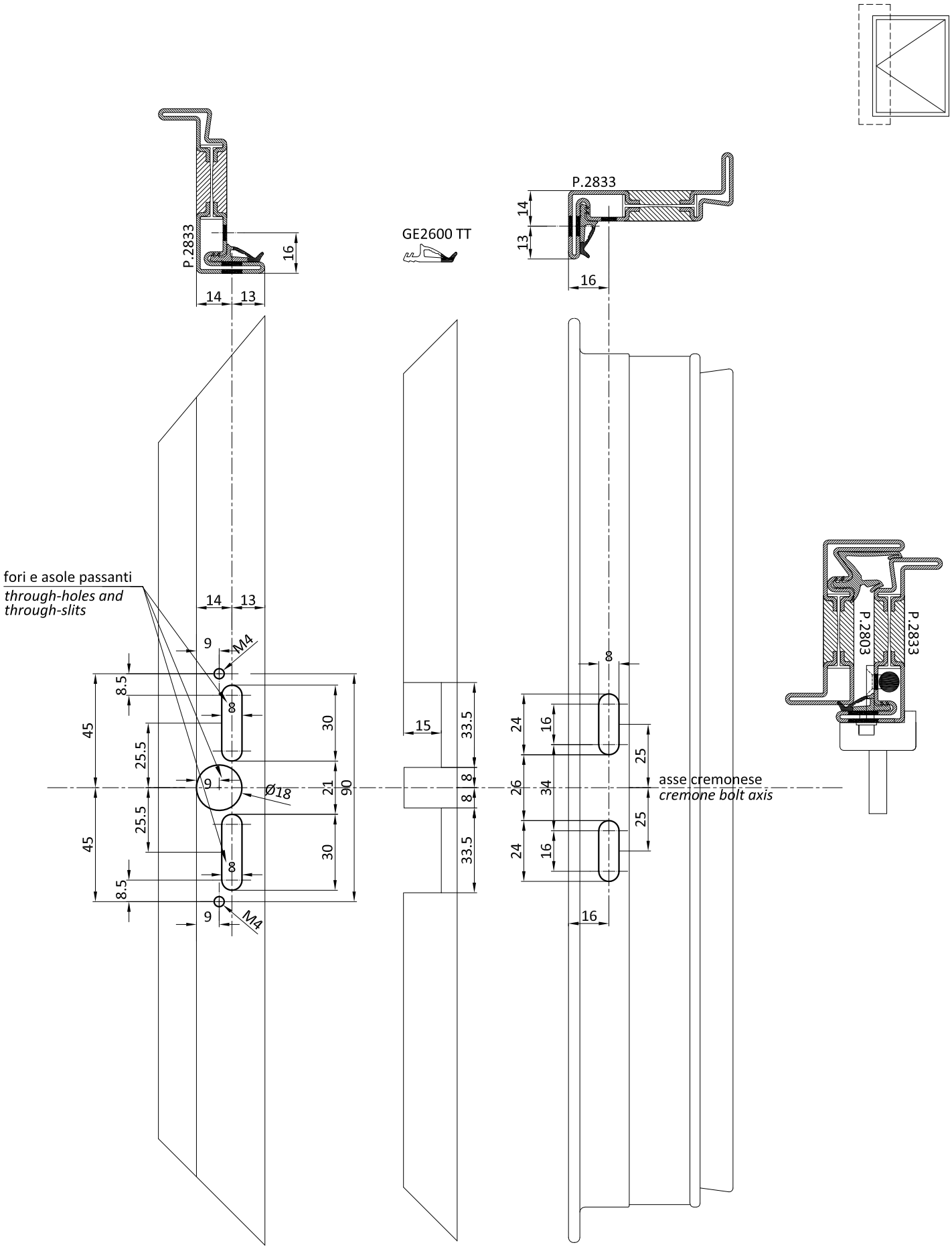
P.2833
16
14
13
GE2600 TT
P.2833
14
13
16
fori e asole passanti
*through-holes and through-slits*
14
13
9
M4
8.5
45
25.5
25.5
45
8.5
8
30
21
90
30
Ø18
9
M4
15
33.5
8
8
33.5
8
24
16
26
34
24
16
25
25
16
asse cremonese
*cremone bolt axis*
P.2803
P.2833

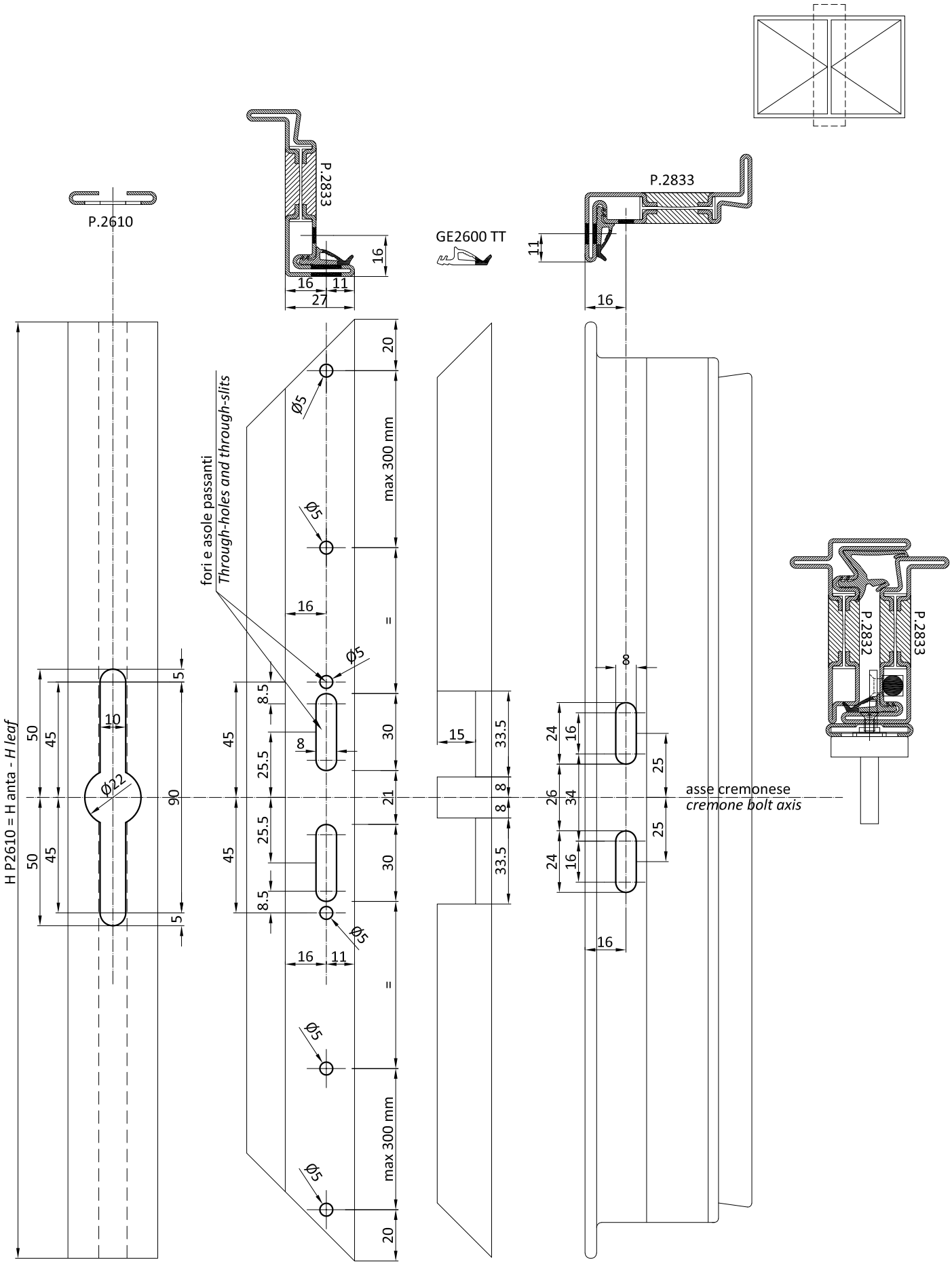
P.2610
P.2833
GE2600 TT
P.2833
P.2832
P.2833
fori e asole passanti
*Through-holes and through-slits*
H P2610 = H anta - *H leaf*
asse cremonese
*cremone bolt axis*
max 300 mm
max 300 mm
Ø5
Ø22
16
11
27
20
30
21
8.5
25.5
45
50
90
5
10
8
15
33.5
24
26
34
25

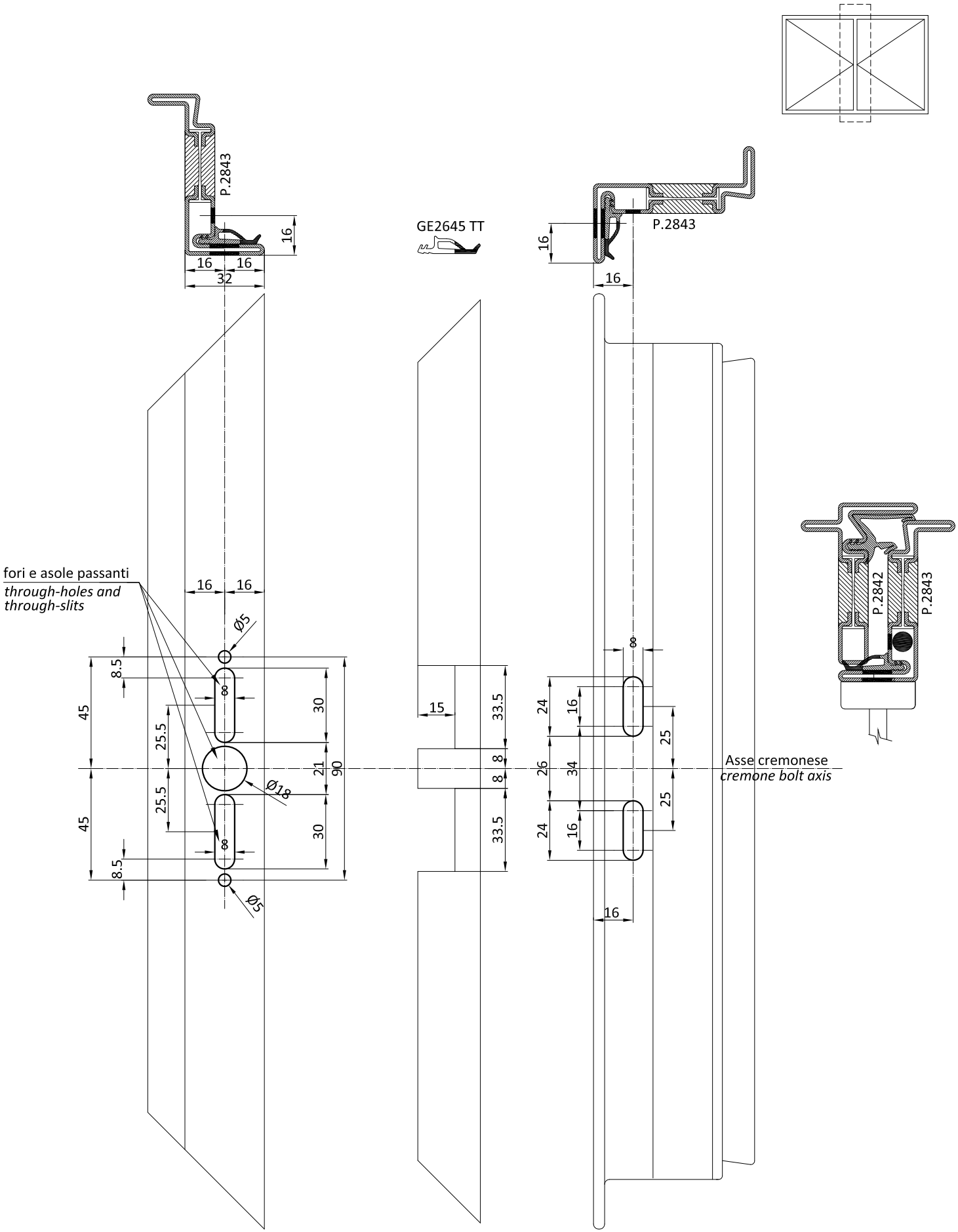
P.2843
16
16
16
32
GE2645 TT
P.2843
16
16
fori e asole passanti
through-holes and
through-slits
16
16
Ø5
8.5
45
25.5
25.5
45
8.5
8
30
21
90
Ø18
30
Ø5
15
33.5
8
8
33.5
8
24
16
26
34
24
16
25
25
Asse cremonese
cremone bolt axis
16
P.2842
P.2843

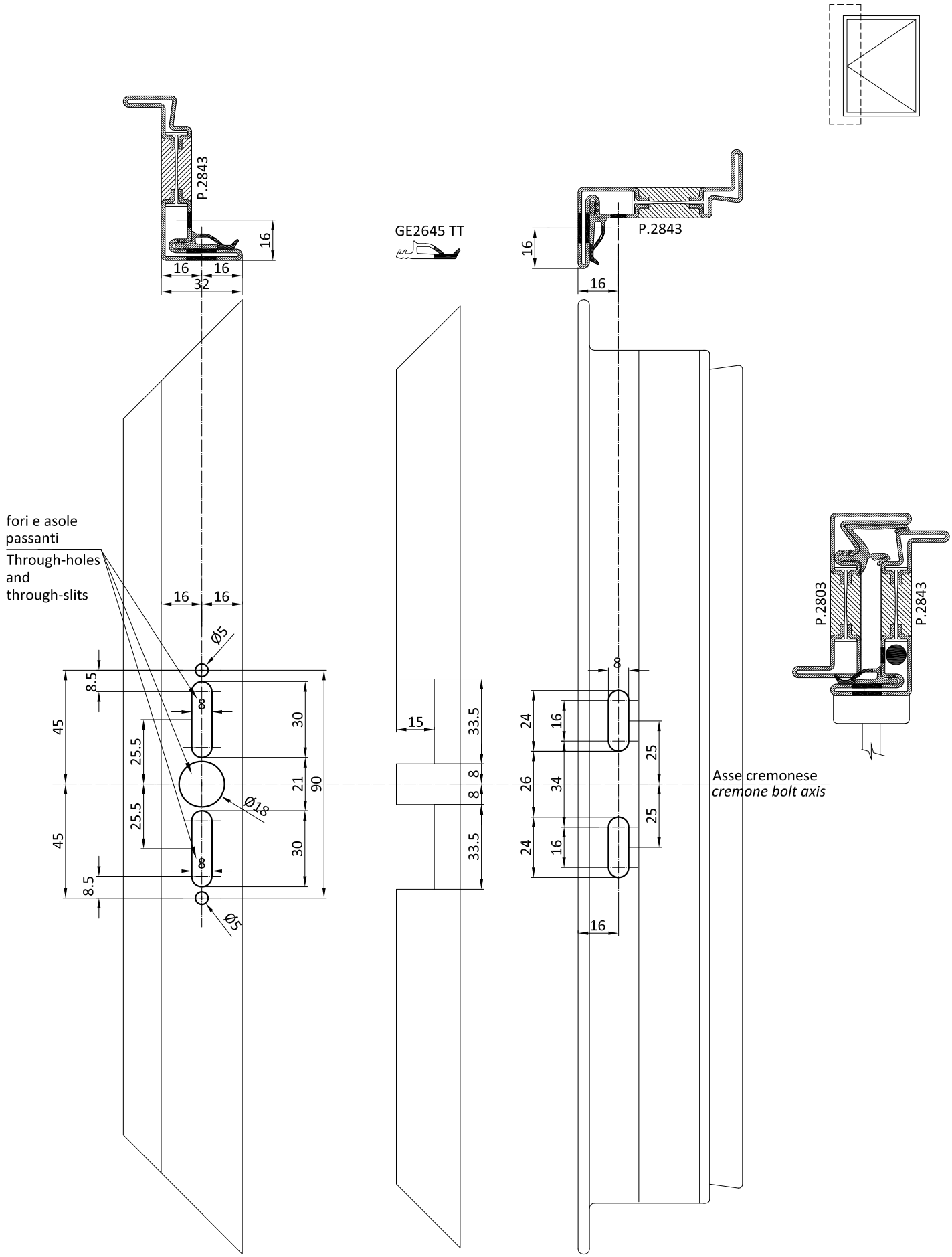
P.2843
16
16
16
32
GE2645 TT
P.2843
16
16
fori e asole
passanti
Through-holes
and
through-slits
16
16
Ø5
8.5
45
25.5
25.5
45
8.5
30
21
30
90
Ø18
Ø5
15
33.5
8
8
33.5
8
24
16
26
34
24
16
25
25
16
Asse cremonese
*cremone bolt axis*
P.2803
P.2843

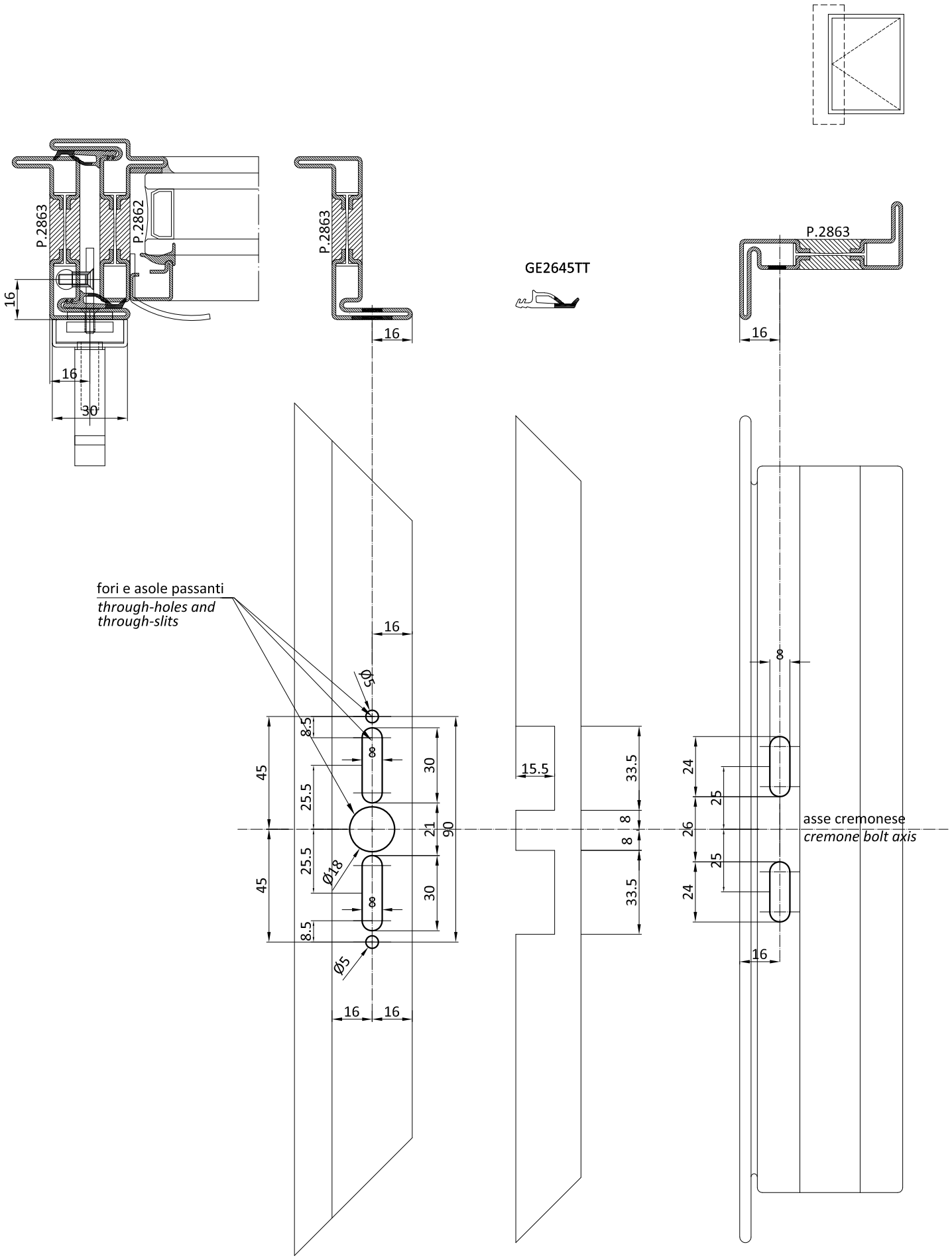
P.2863
P.2862
16
16
30
P.2863
16
GE2645TT
P.2863
16
fori e asole passanti
*through-holes and through-slits*
16
Ø5
8.5
45
25.5
30
21
90
25.5
Ø18
45
30
8.5
Ø5
16
16
15.5
33.5
8
8
33.5
8
24
25
26
25
24
asse cremonese
*cremone bolt axis*
16

lavorazione applicazione incontro
*Processing for strike plate installation*

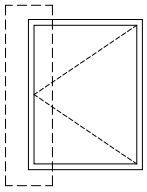

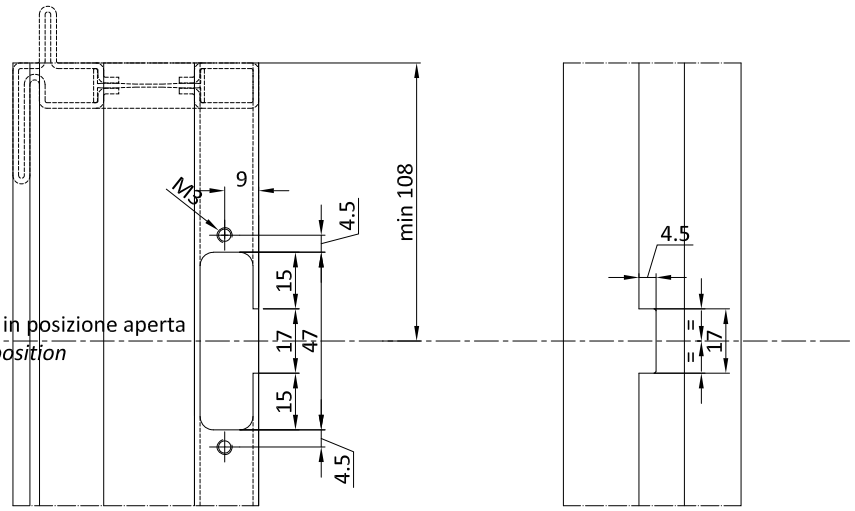


asse nottolino 3^ chiusura in posizione aperta
*3rd plug axis in open leaf position*

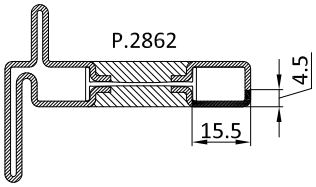


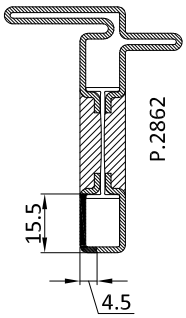


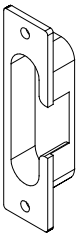

Incontro 3^ chiusura
*3rd lock strike plate*

lavorazione applicazione nottolino
*Processing for plug installation*

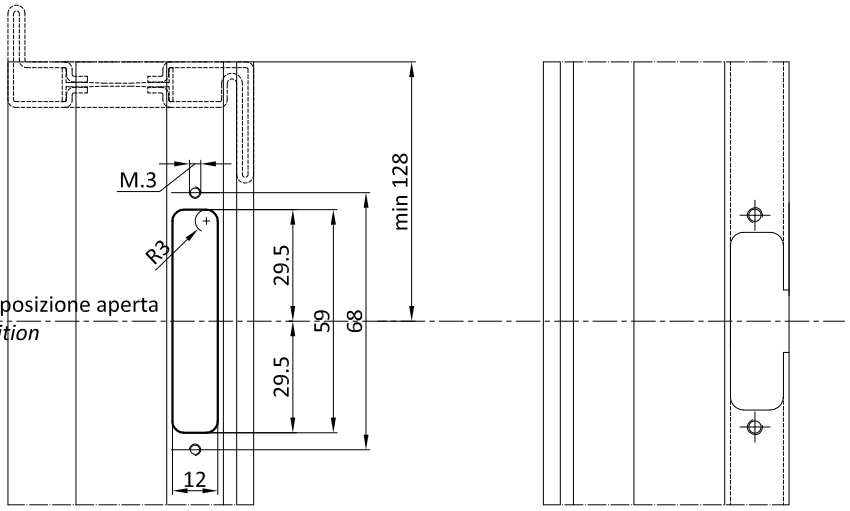


asse nottolino 3^ chiusura in posizione aperta
*3rd plug axis in open leaf position*

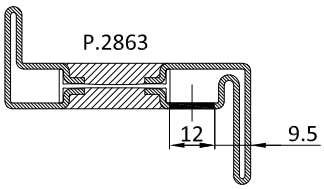


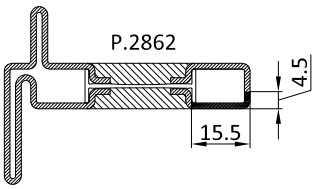

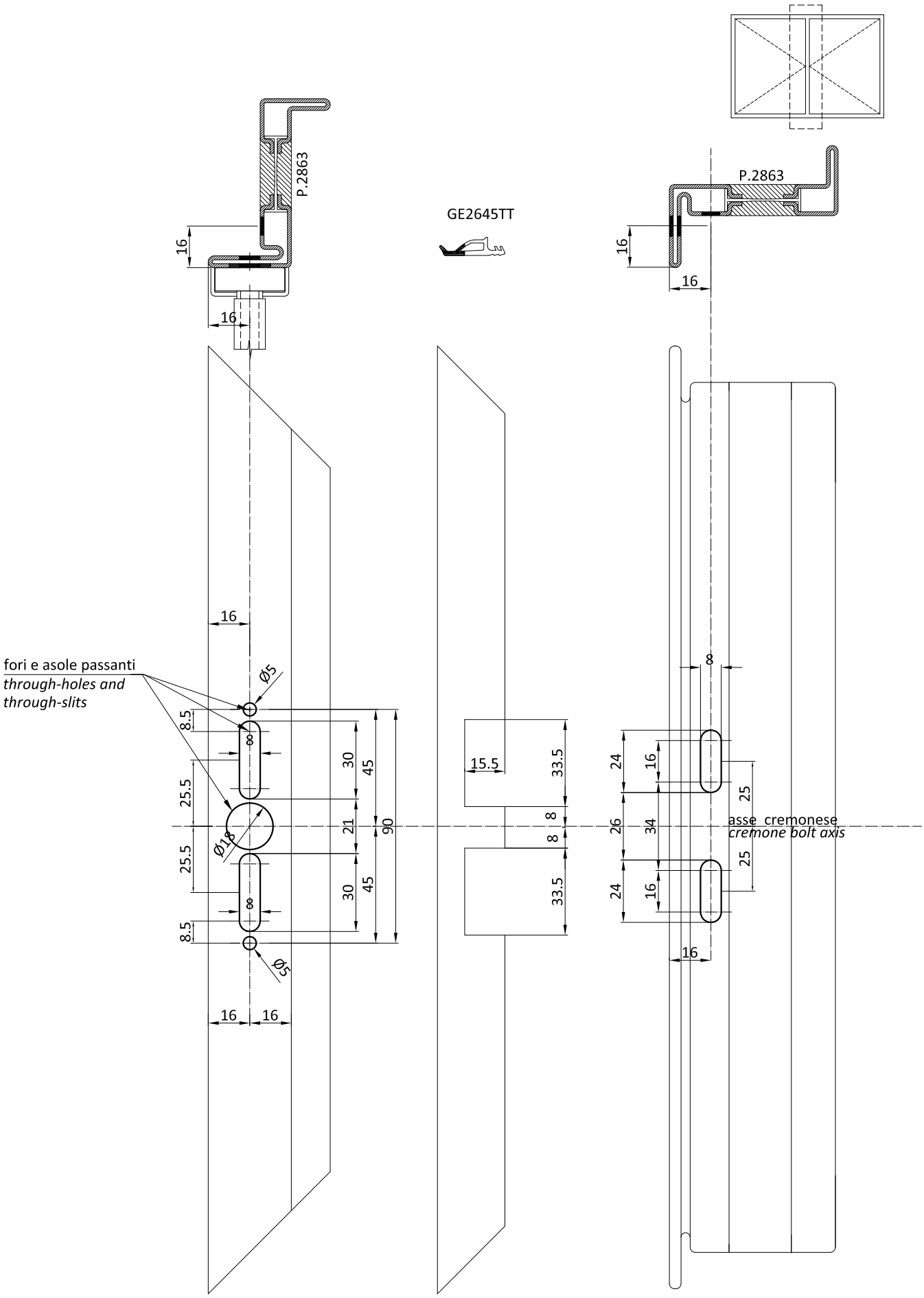
P.2863
GE2645TT
P.2863
16
16
16
16
16
fori e asole passanti
*through-holes and through-slits*
Ø5
8.5
8
25.5
25.5
Ø18
8
8.5
Ø5
30
45
21
90
30
45
16
16
15.5
33.5
8
8
33.5
8
24
16
26
34
24
16
25
25
asse cremonese
*cremone bolt axis*
16

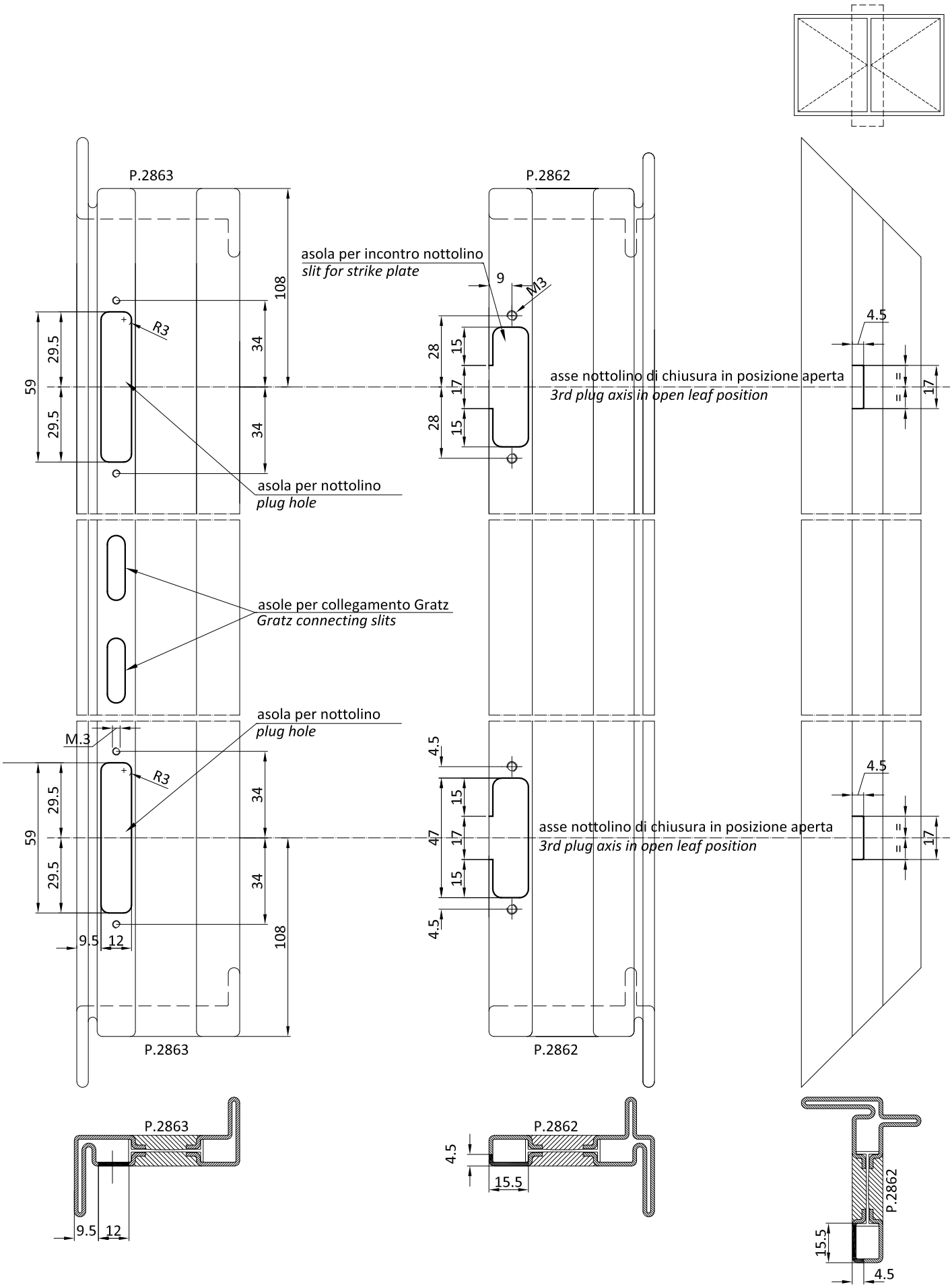
P.2863
P.2862
asola per incontro nottolino
slit for strike plate
9
M3
108
R3
29.5
34
59
28
15
17
4.5
asse nottolino di chiusura in posizione aperta
3rd plug axis in open leaf position
asola per nottolino
plug hole
asole per collegamento Gratz
Gratz connecting slits
M.3
47
9.5
12

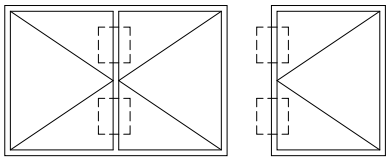

lavorazione applicazione incontro
*Processing for the installation of the strike plate*

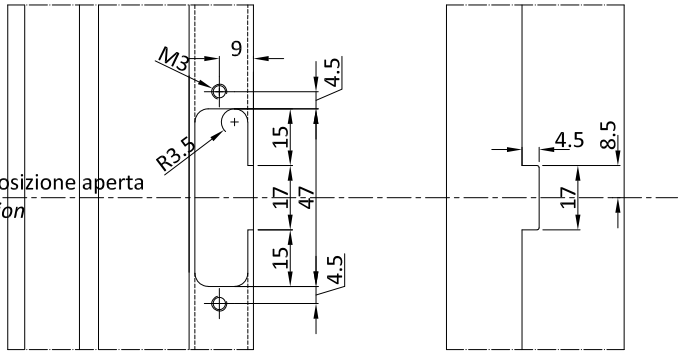


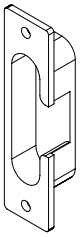

Incontro 3^ chiusura
*3rd lock strike plate*

N.B.: Distanza massima tra i punti di chiusura 1000 mm

*N.B.: Distance between the closing points max. 1000 mm*

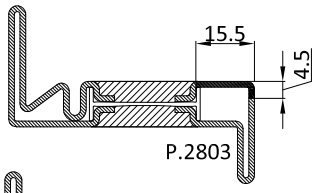


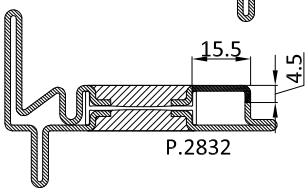


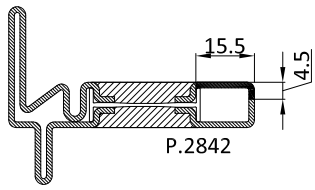


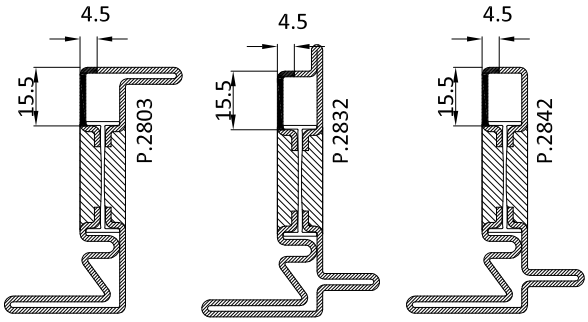


lavorazione applicazione nottolino
*Processing for plug installation*

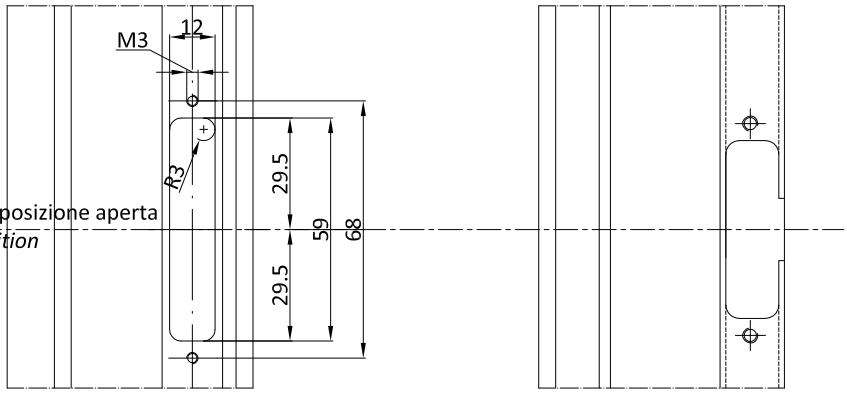


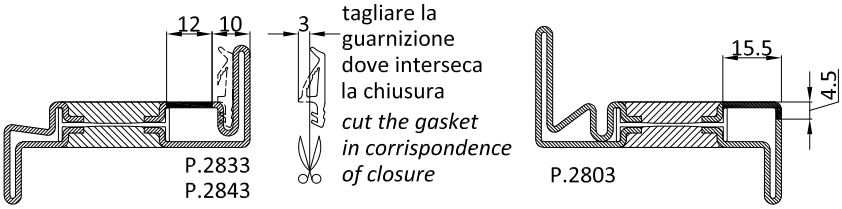

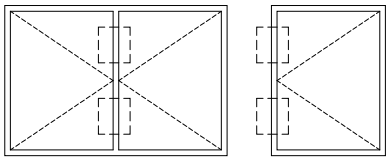

lavorazione applicazione incontro
*Processing for the installation of the strike plate*

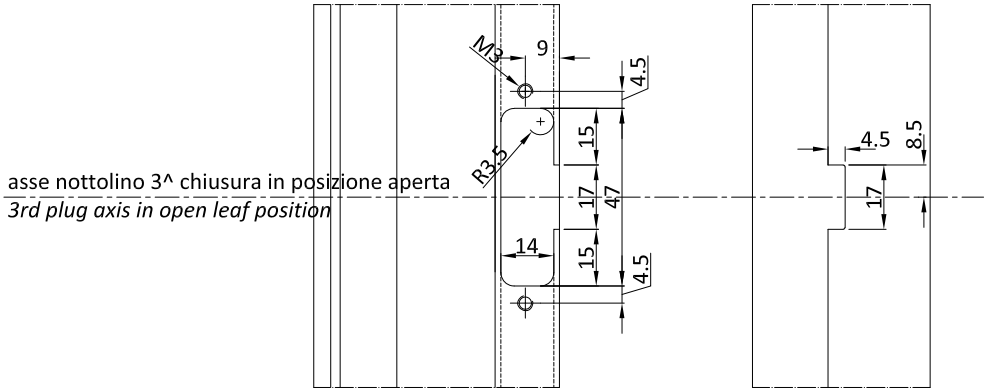


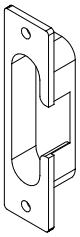

Incontro 3^ chiusura
*3rd lock strike plate*

N.B.: Distanza massima tra i punti di chiusura 1000 mm

*N.B.: Distance between the closing points max. 1000 mm*

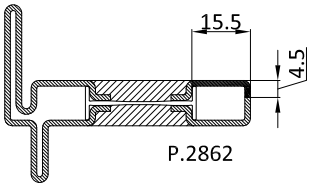


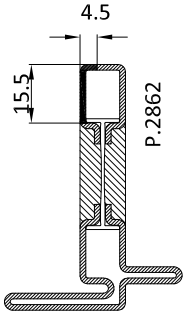


lavorazione applicazione nottolino
*Processing for plug installation*

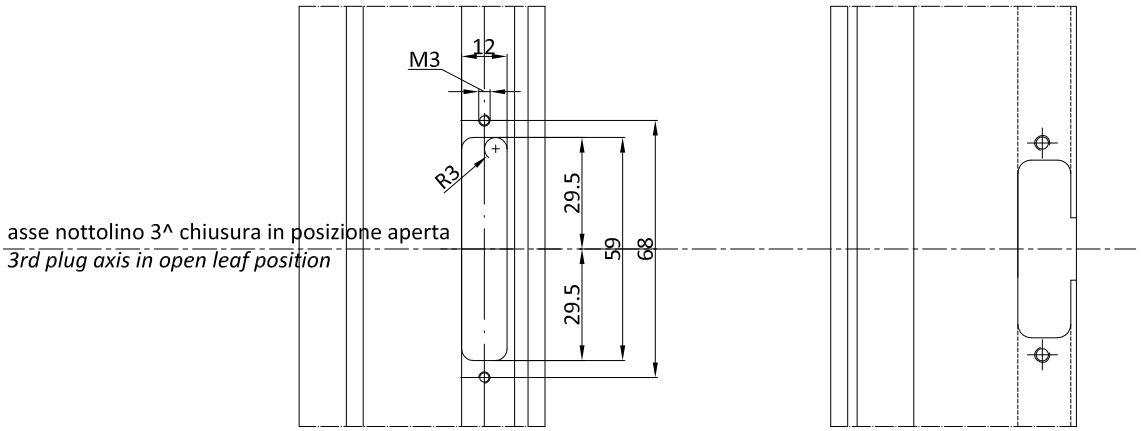


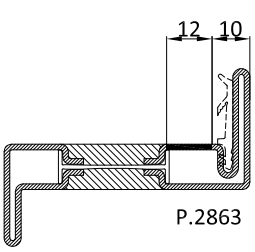


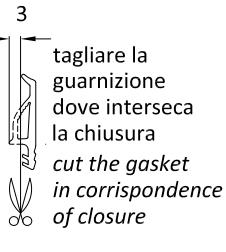


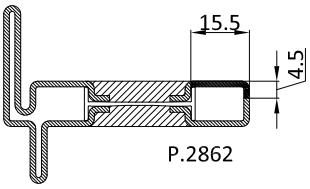

Peso max. per anta 100 kg
*Max. weight for leaf: 100 kg*

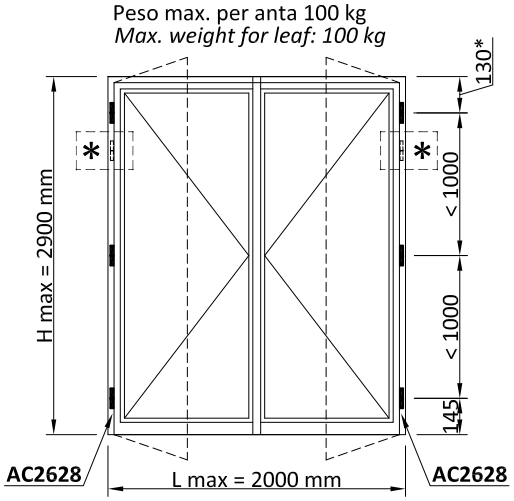


* Cerniera aggiuntiva per peso anta > di 100 kg - peso max 130 kg
Additional hinge for weight of leaf > di 100 kg - max 130 kg

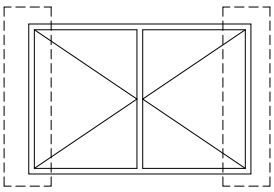

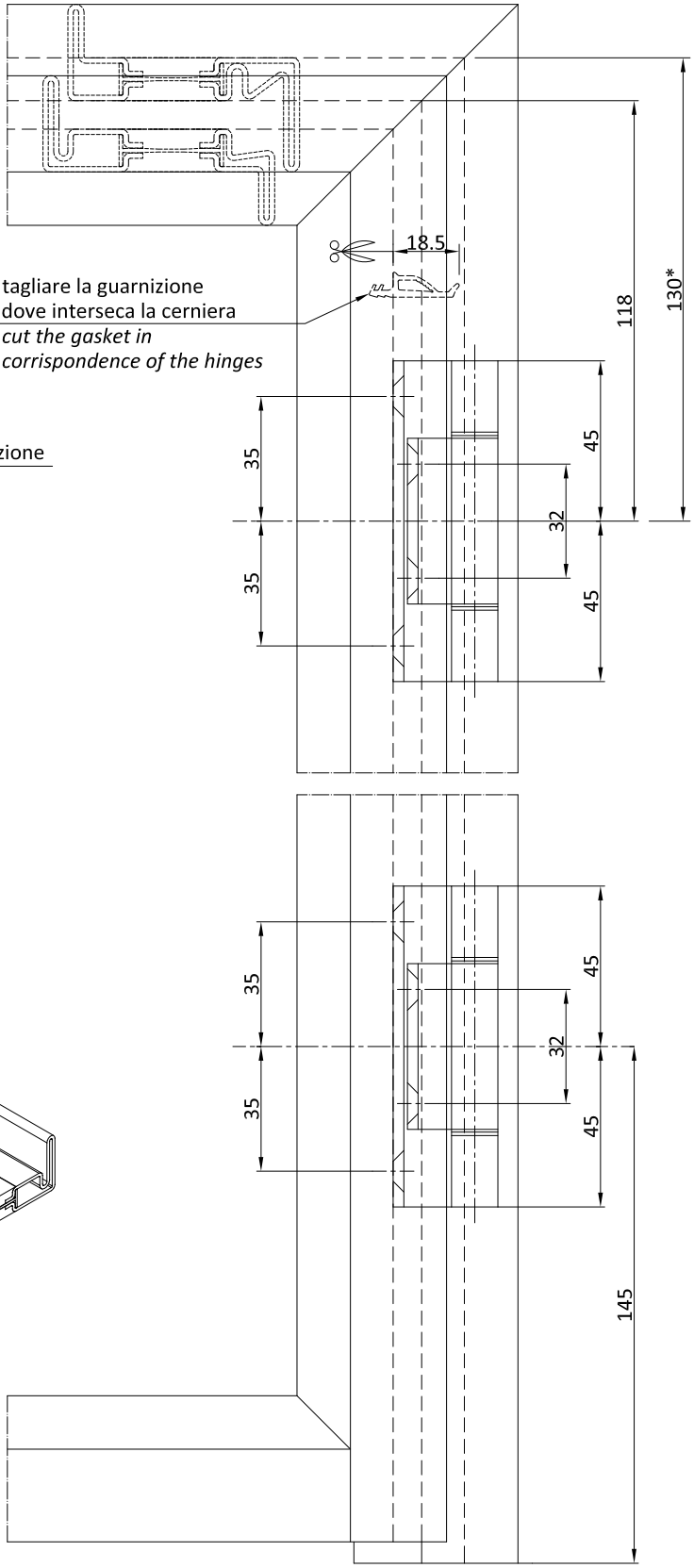


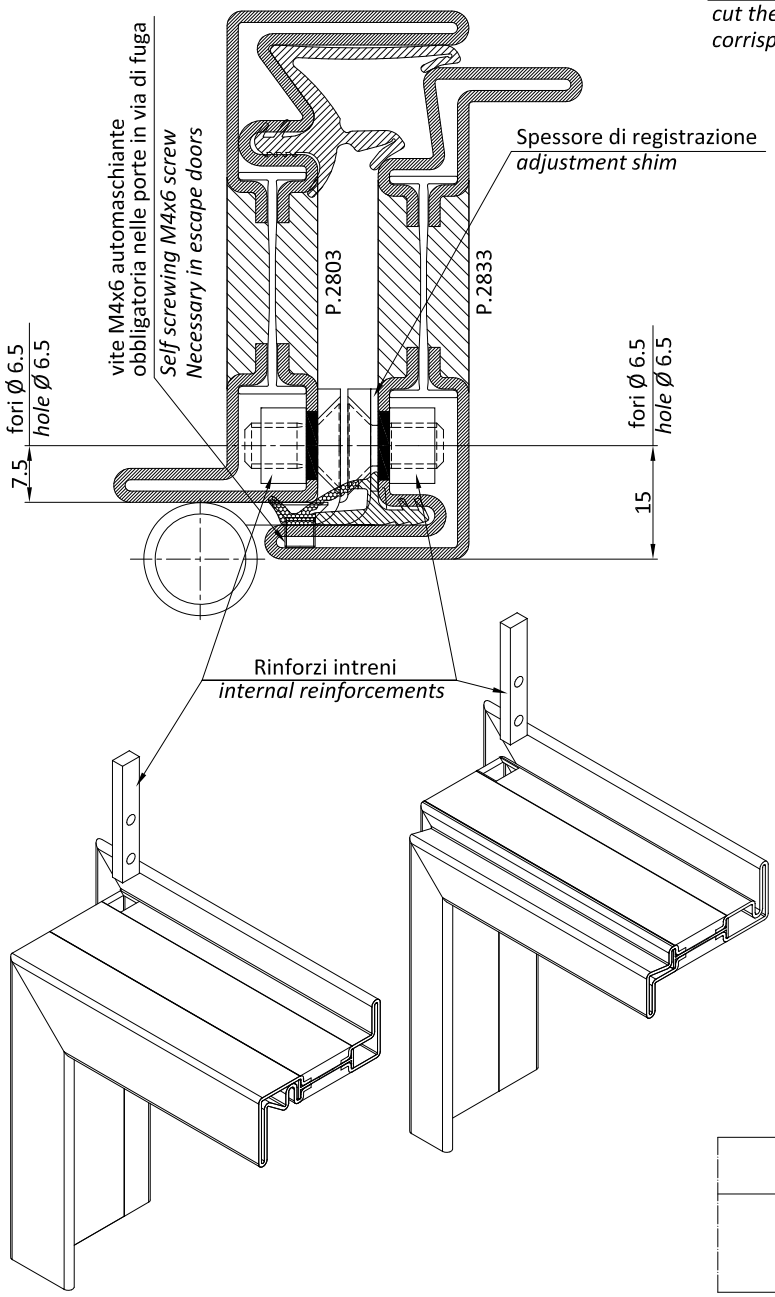


*150 mm ottone | *brass*

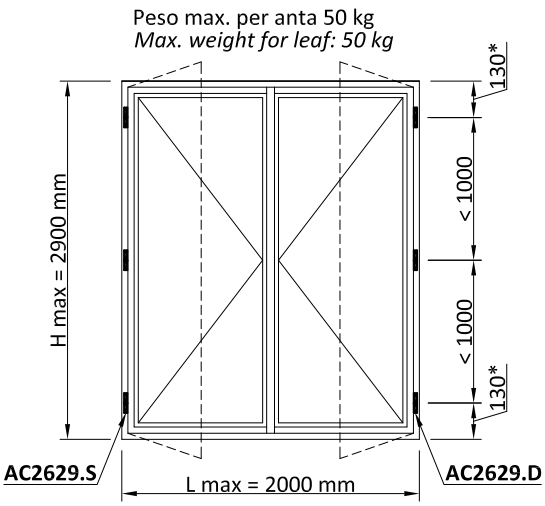


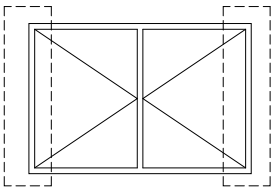

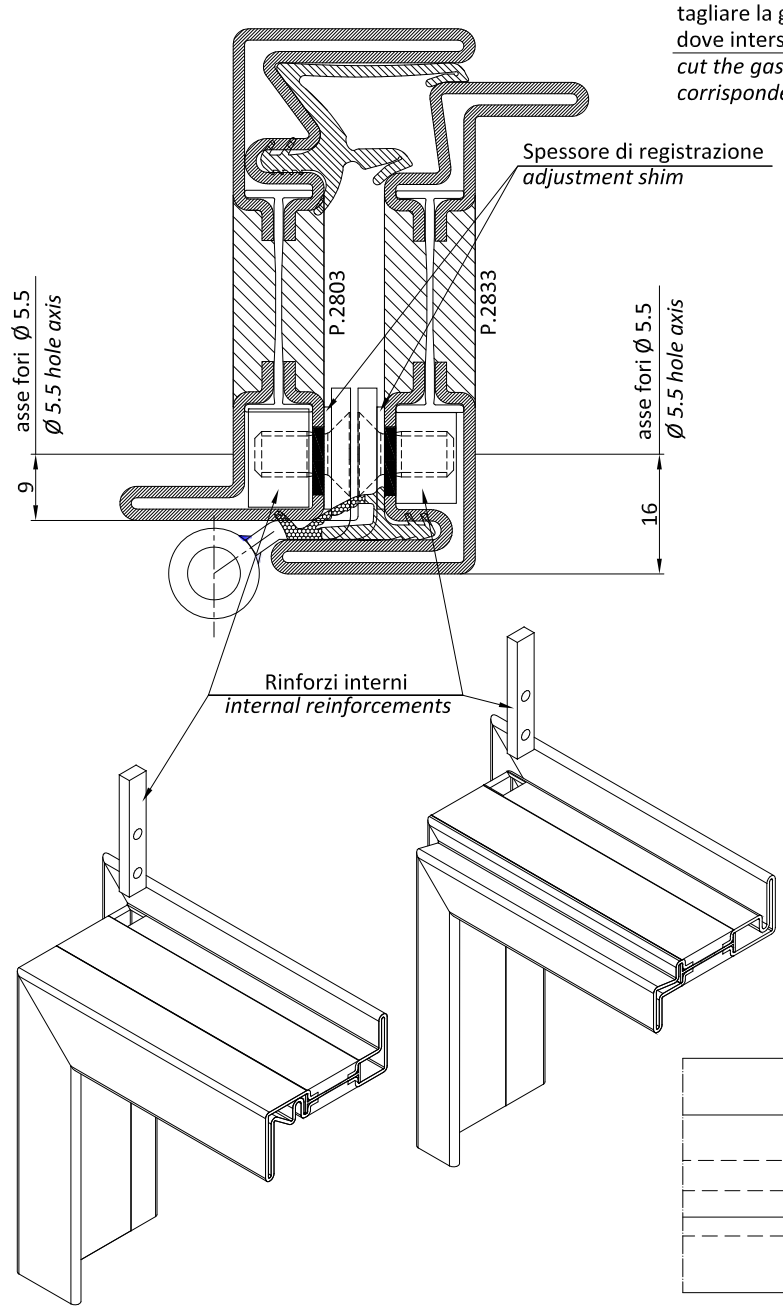


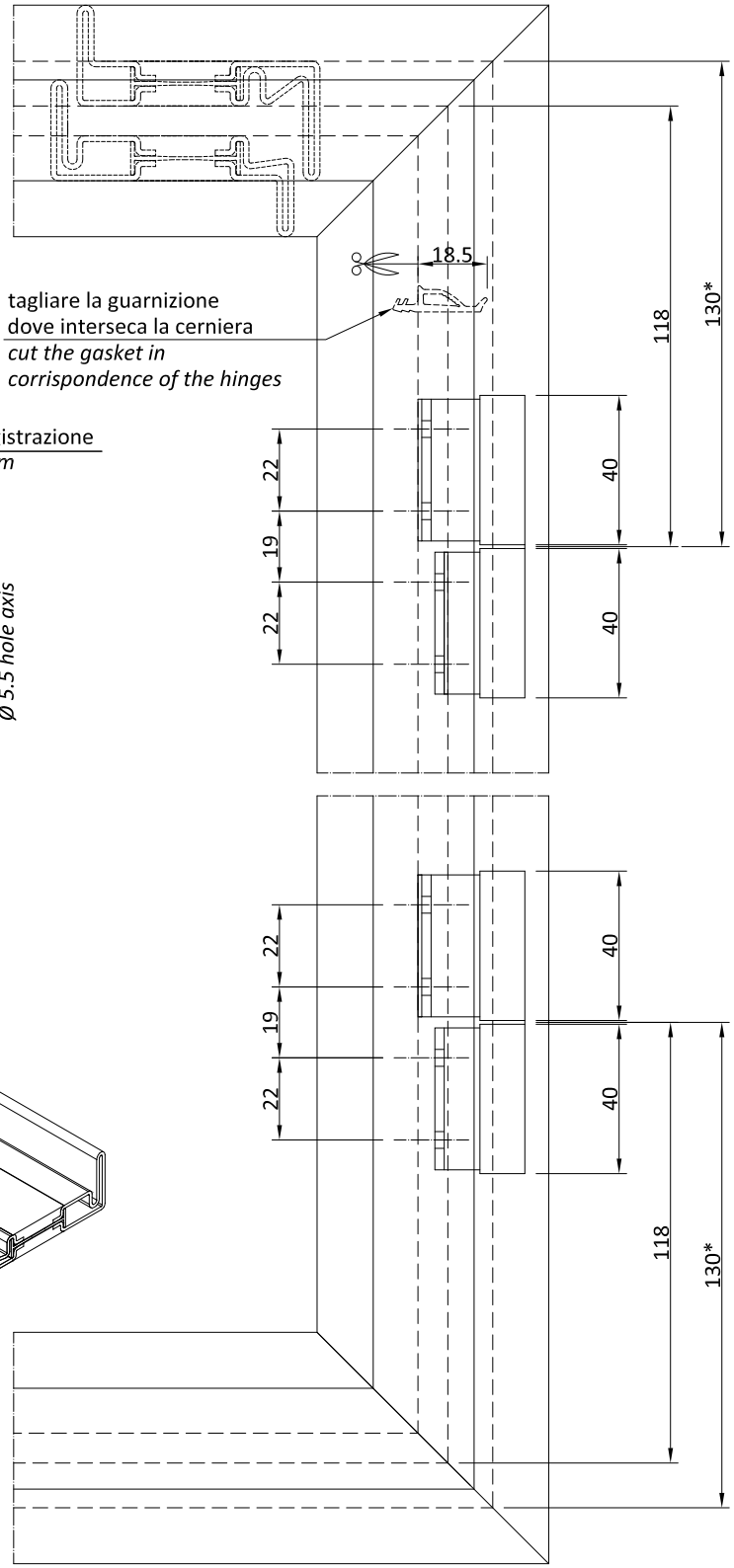


Per l'applicazione delle cerniere AC2629 utilizzare maschera AT2629
*For the installation of hinges AC2629 please use the jig AT2629*

*150 mm ottone|*brass*

Peso max. per anta 100 kg
*Max. weight for leaf: 100 kg*

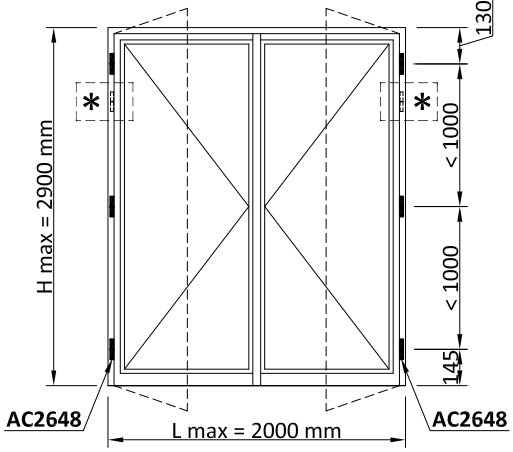


Cerniera aggiuntiva per peso anta
> di 100 kg - peso max 130 kg
Additional hinge for weight of leaf
> di 100 kg - max 130 kg

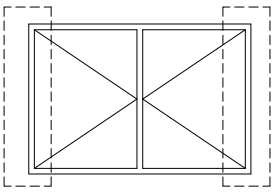

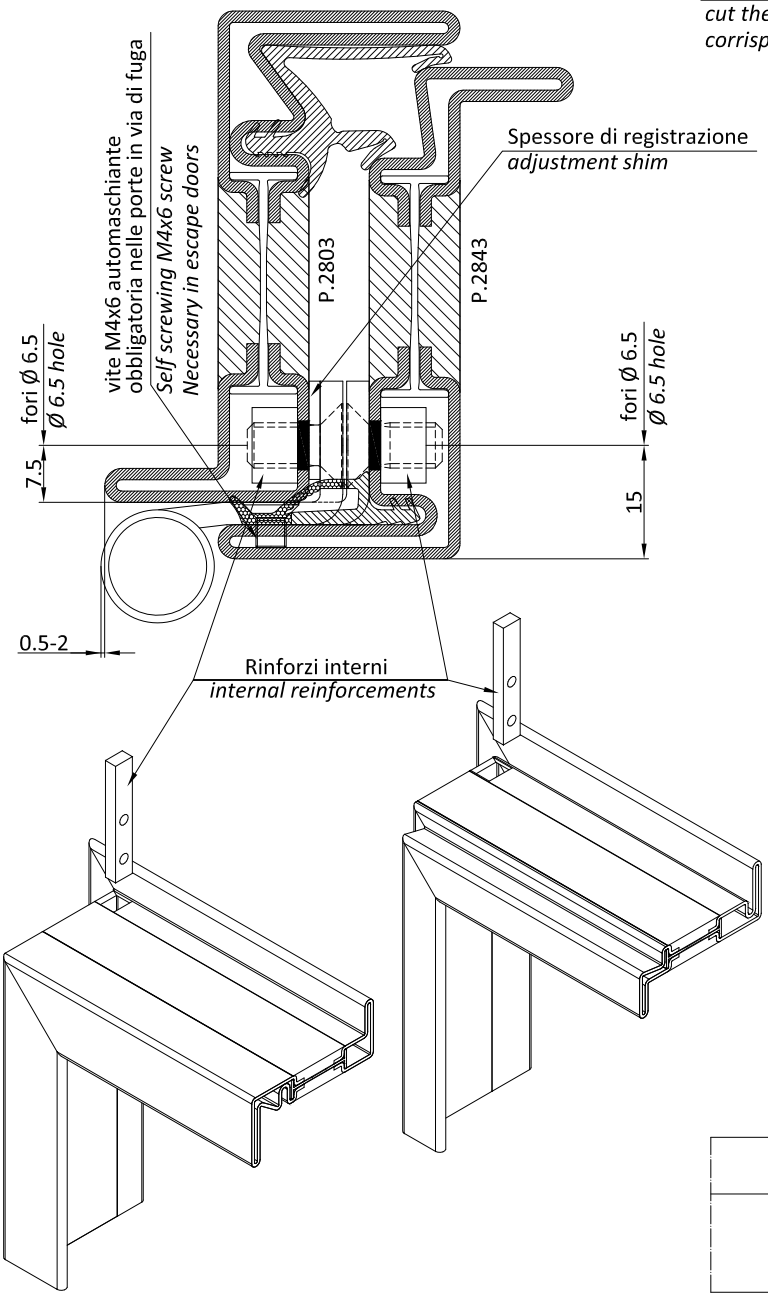


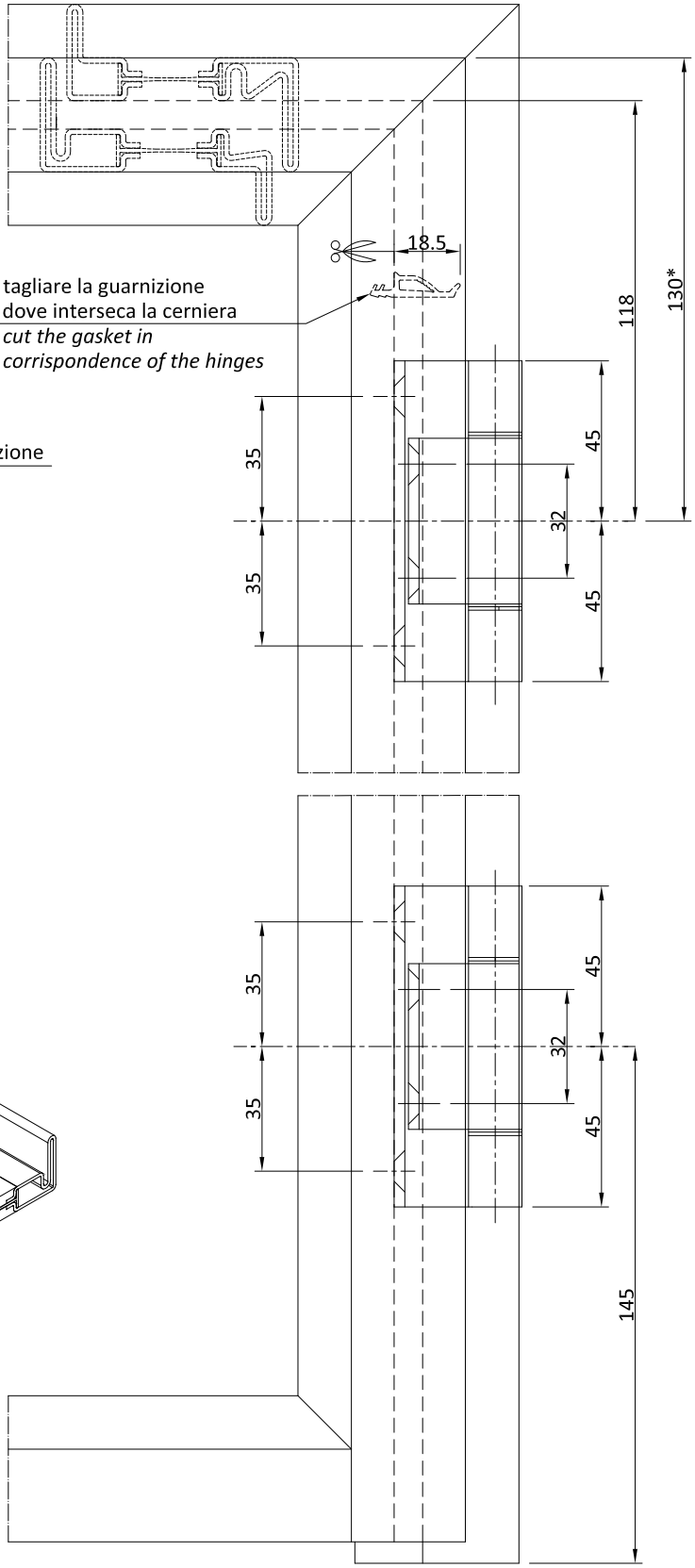


*150 mm ottone|*brass*

Peso max. per anta 100 kg
*Max. weight for leaf: 100 kg*

∗ Cerniera aggiuntiva per peso anta
> di 100 kg - peso max 130 kg
Additional hinge for weight of leaf
> di 100 kg - max 130 kg

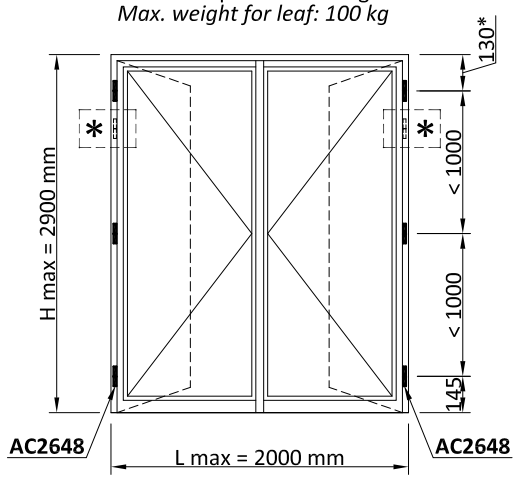


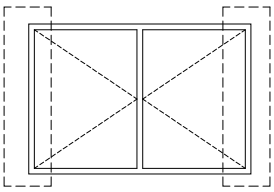

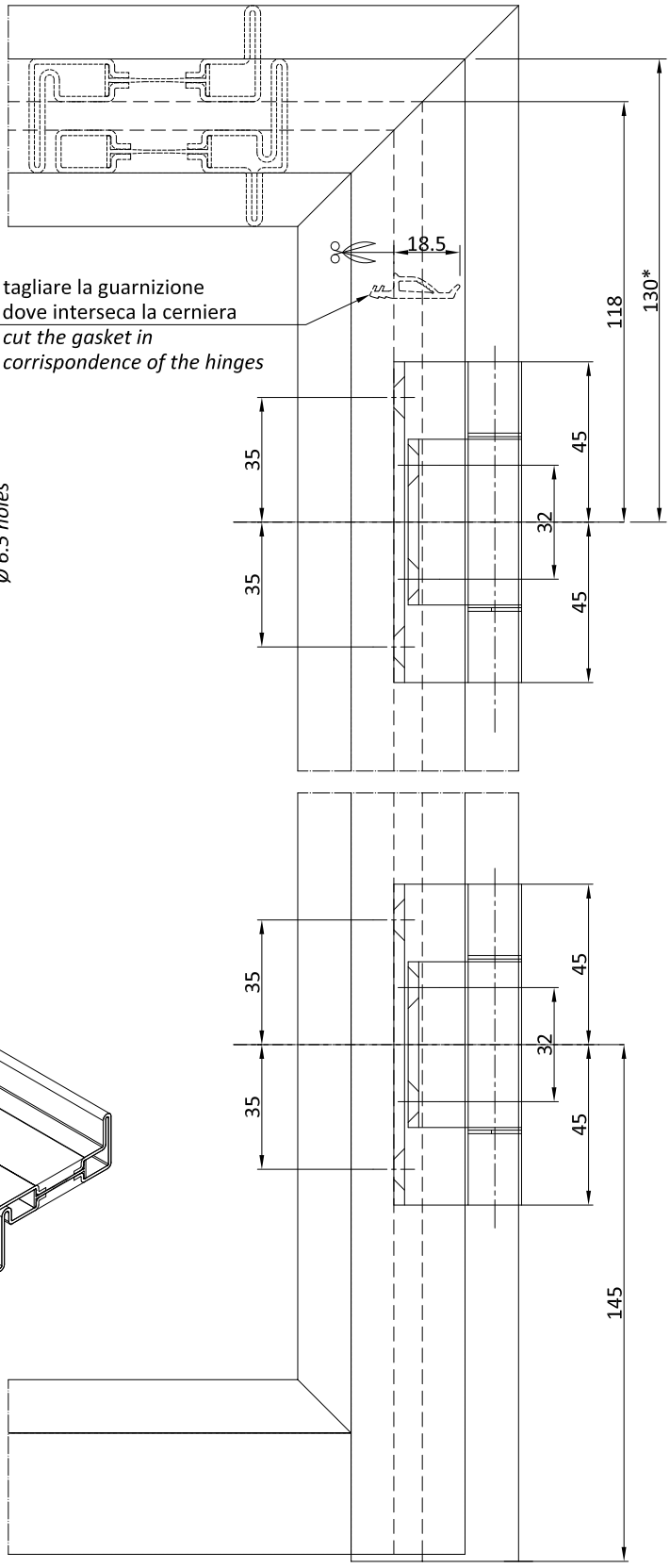


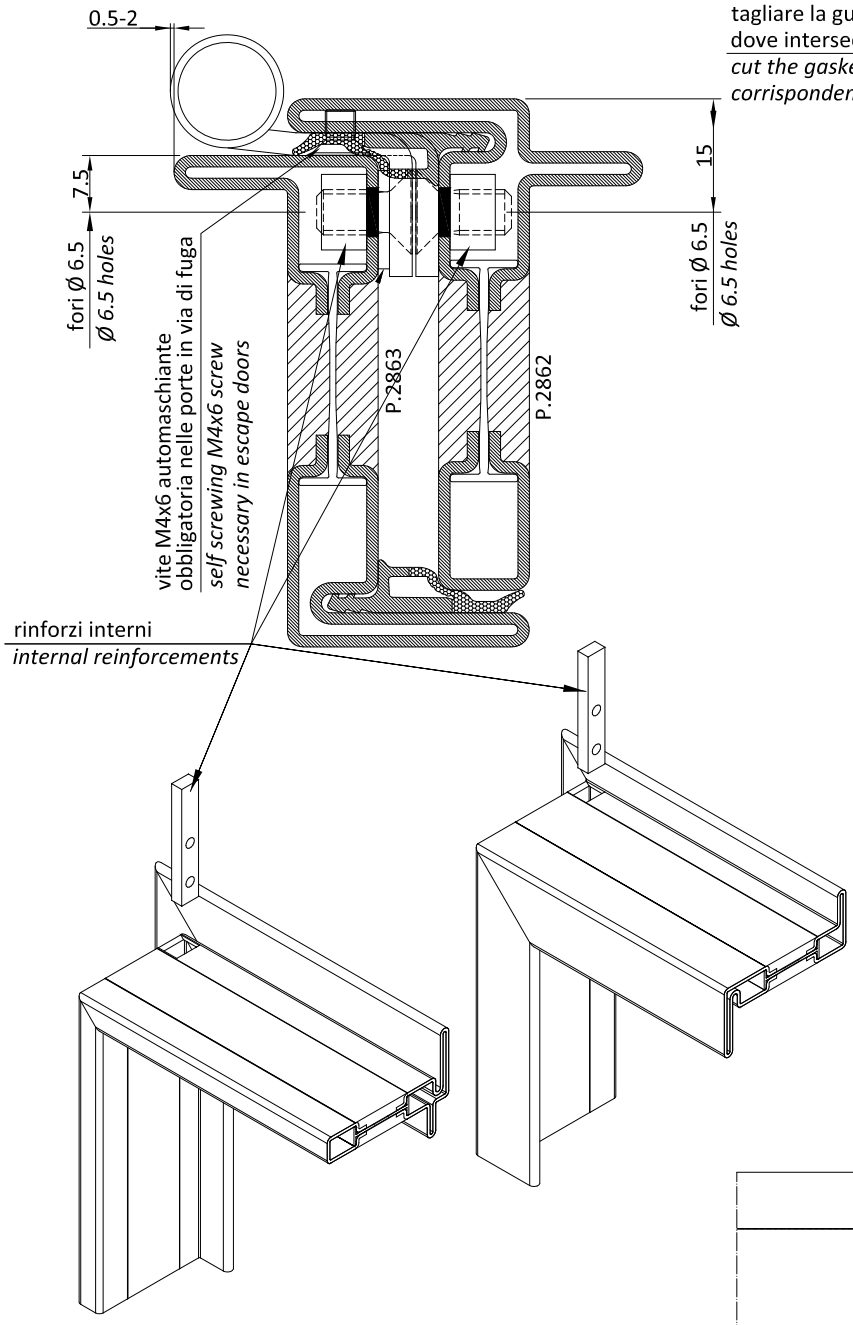


*150 mm ottone|*brass*

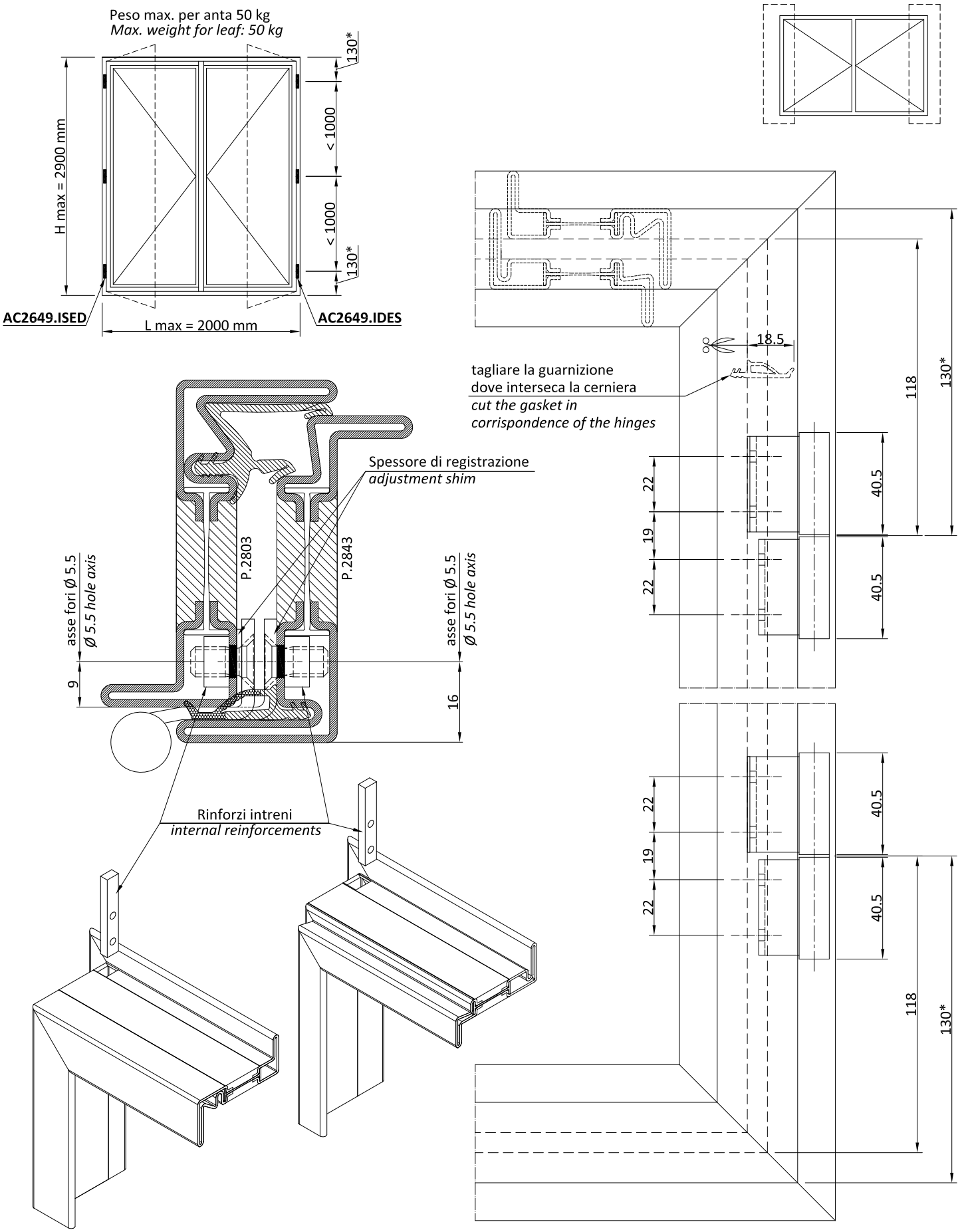


Per l'applicazione delle cerniere AC2649 utilizzare maschera AT2629
*For the installation of hinges AC2649 please use the jig AT2629*

*150 mm ottone|*brass*

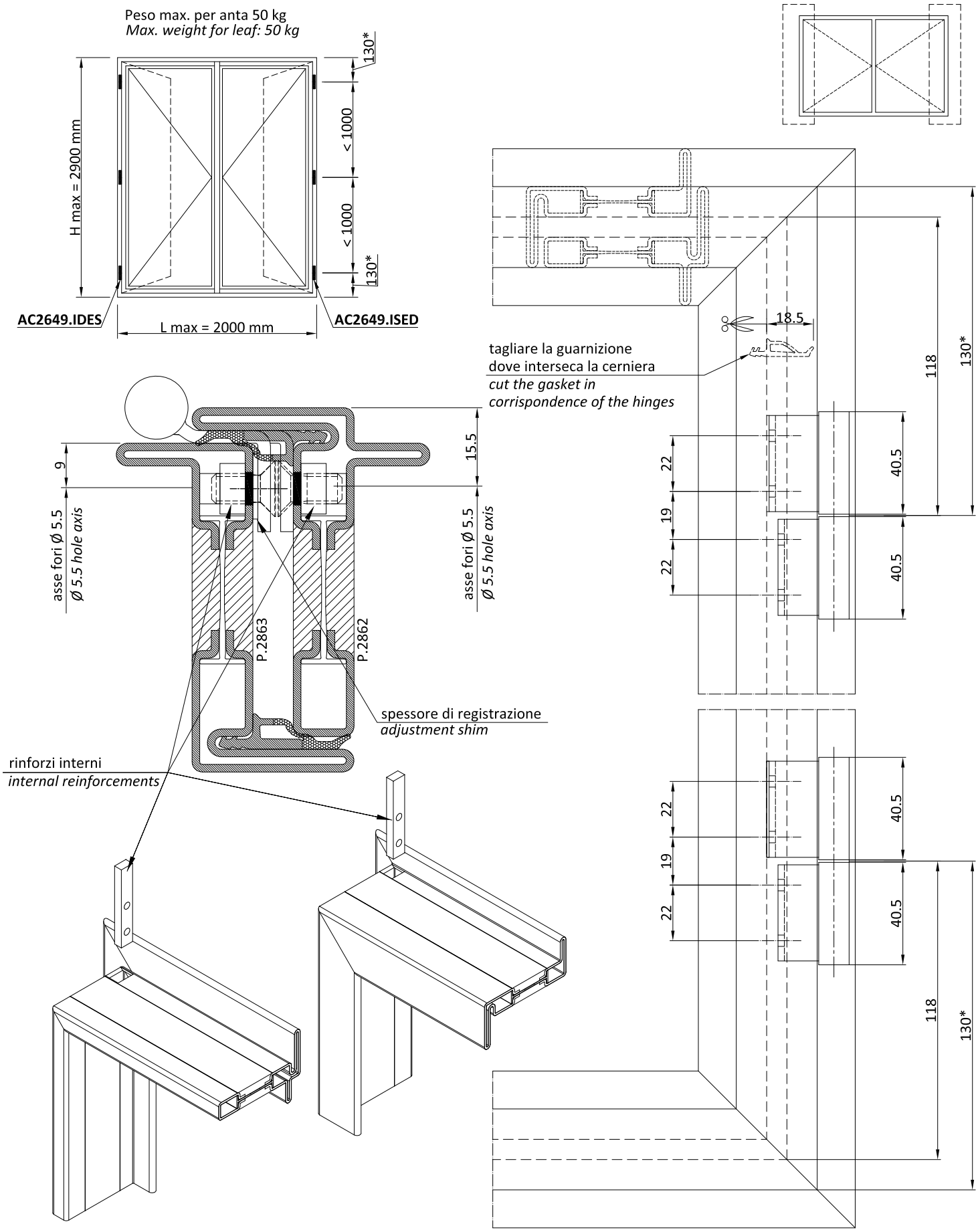


Per l'applicazione delle cerniere AC2649 utilizzare maschera AT2629
*For the installation of hinges AC2649 please use the jig AT2629*

*150 mm ottone|*brass*

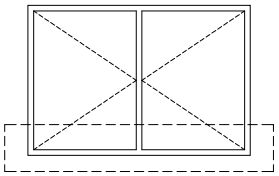

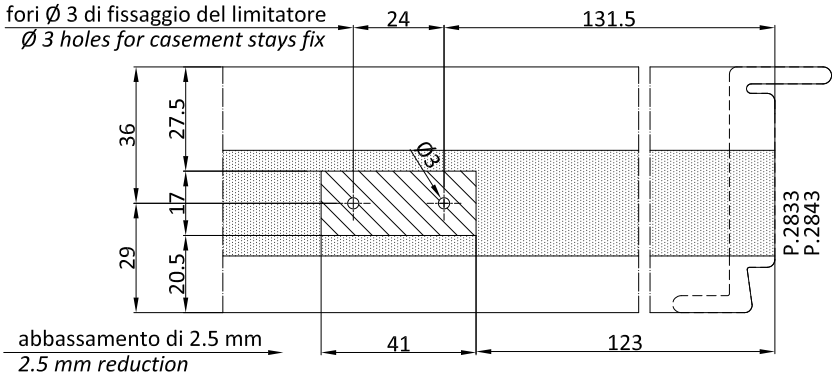


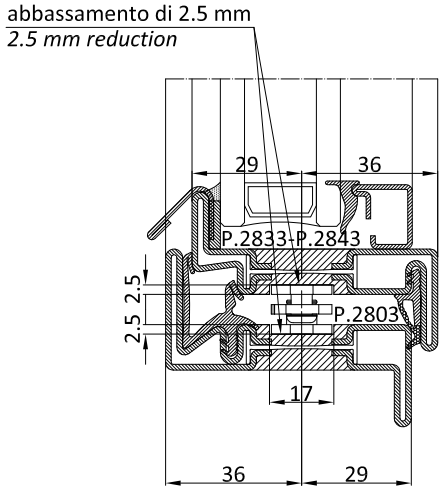


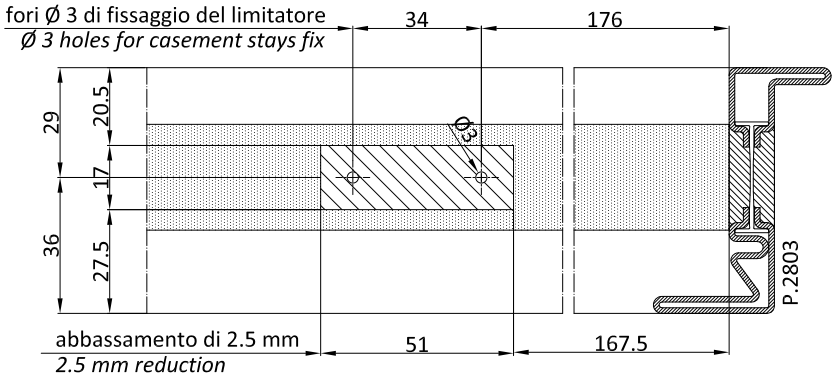


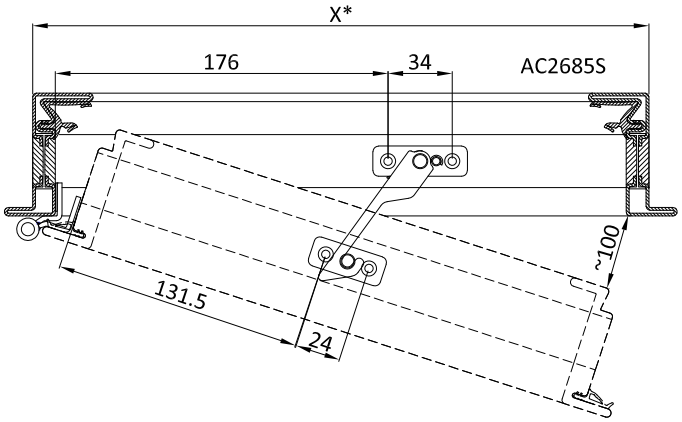


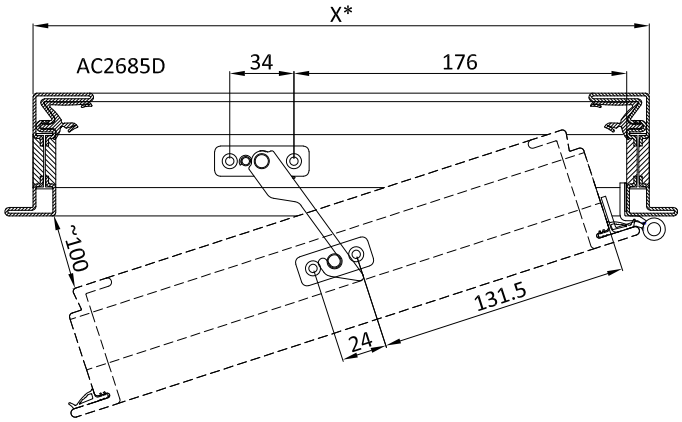


* simulazione di applicazione su larghezza telaio (X) 500 mm e apertura massima ~100 mm
** fitting simulation for frame width (X) 500mm and maximum opening ~100 mm*

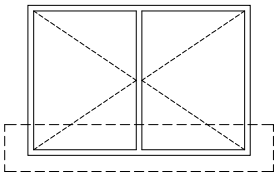

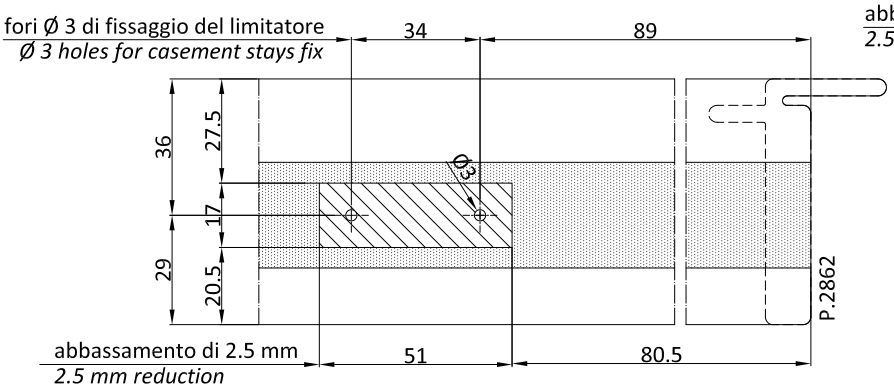


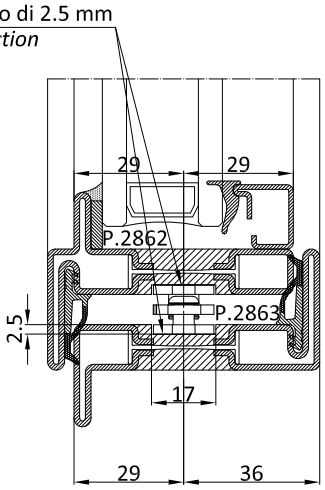


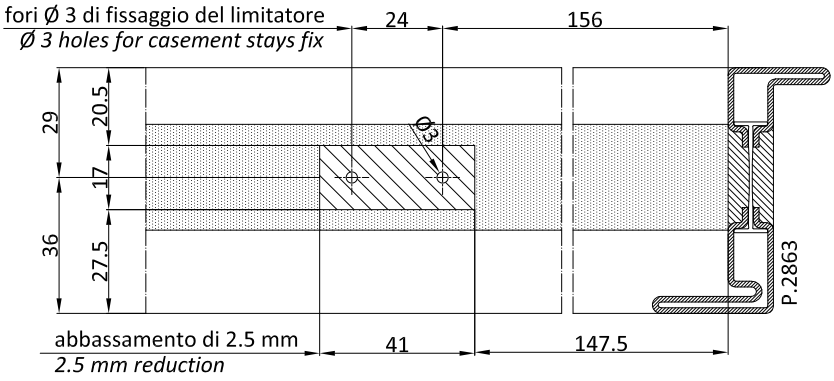


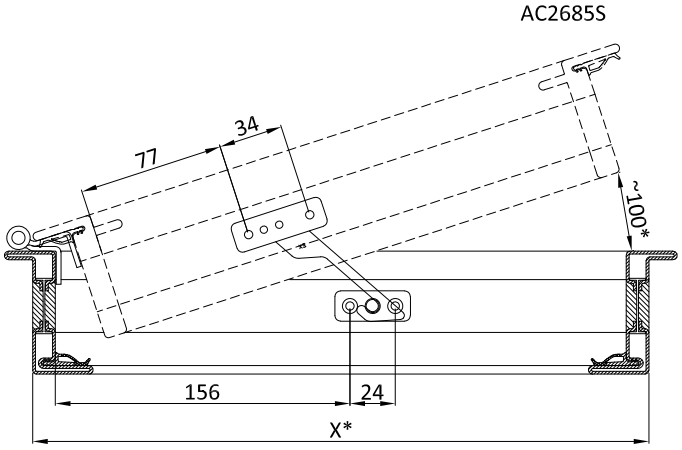


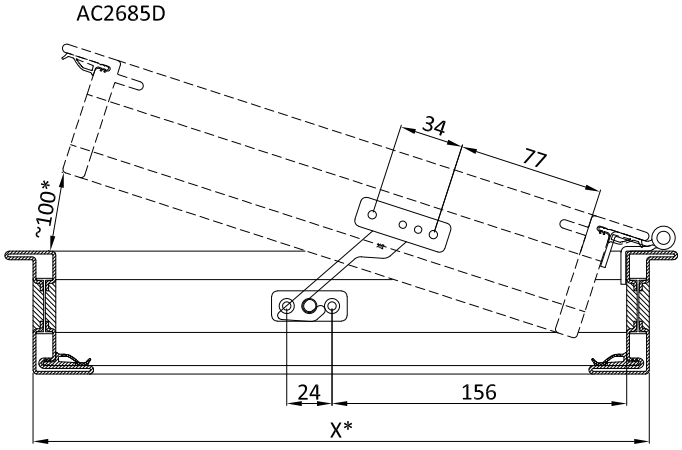


* simulazione di applicazione su larghezza telaio (X) 500 mm e apertura massima ~100 mm
** fitting simulation for frame width (X) 500mm and maximum opening ~100 mm*

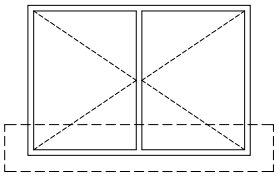

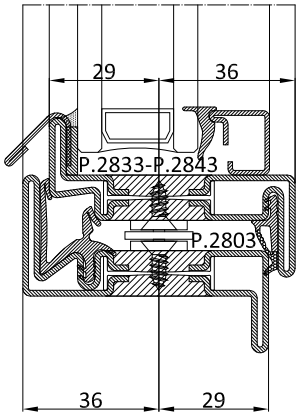


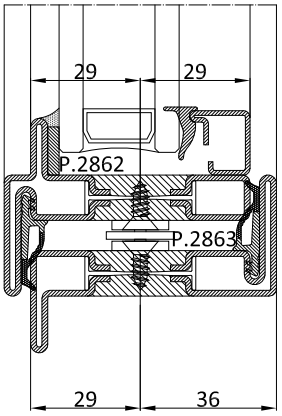


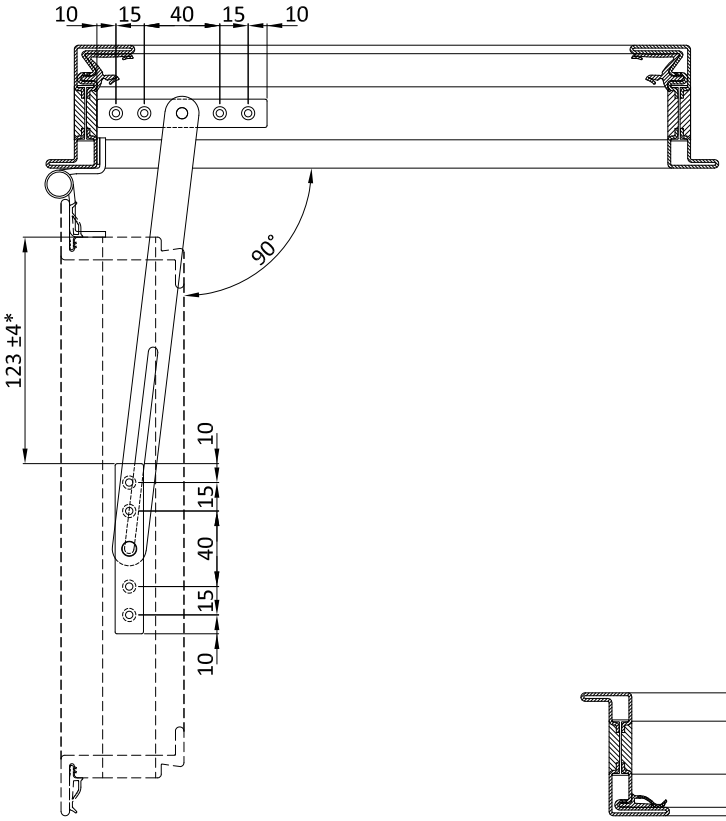


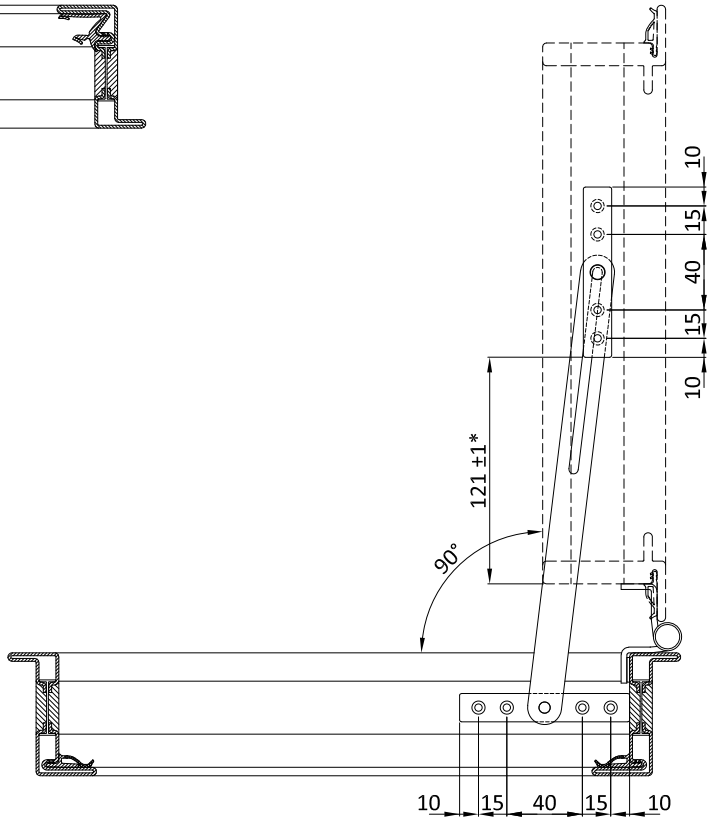


* dimensione variabile a seconda del profilo e delle cerniere utilizzate. Si consiglia il posizionamento sull'anta in opera.
** variable dimension according to the selected profile and hinges. To be positioned with the leaf in place.*

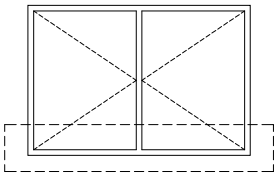

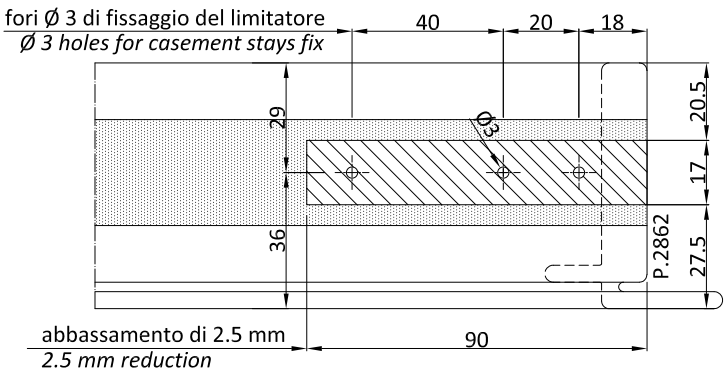
fori Ø 3 di fissaggio del limitatore
Ø 3 holes for casement stays fix
40
20
18
29
36
Ø3
20.5
17
27.5
P.2862
abbassamento di 2.5 mm
2.5 mm reduction
90

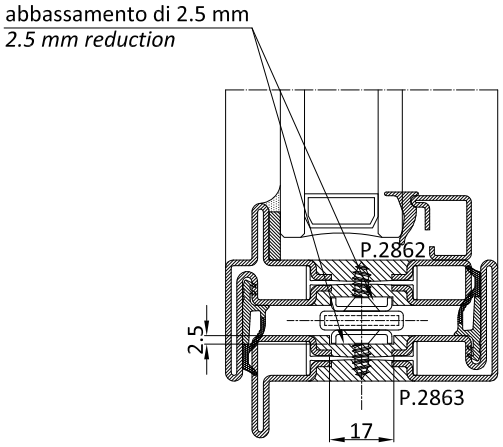
abbassamento di 2.5 mm
2.5 mm reduction
P.2862
2.5
P.2863
17

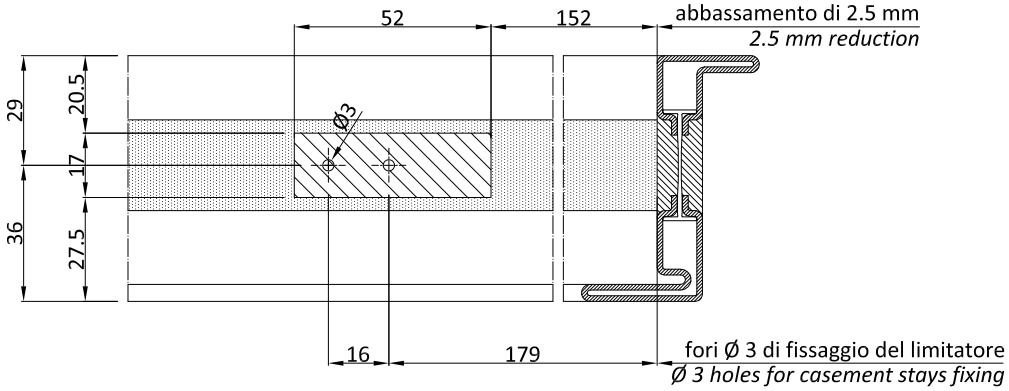
52
152
abbassamento di 2.5 mm
2.5 mm reduction
29
20.5
Ø3
17
36
27.5
16
179
fori Ø 3 di fissaggio del limitatore
Ø 3 holes for casement stays fixing

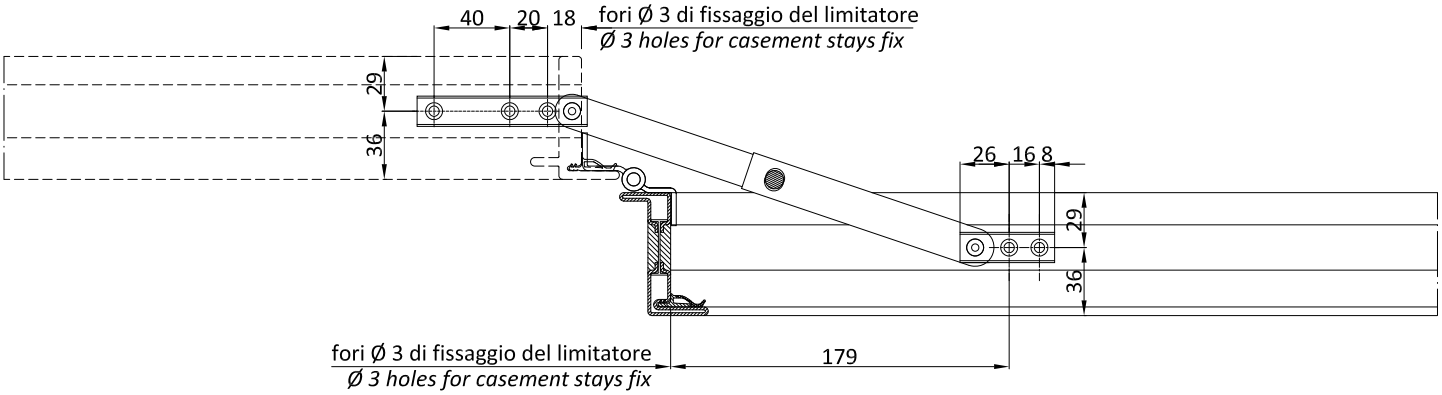
40
20
18
fori Ø 3 di fissaggio del limitatore
Ø 3 holes for casement stays fix
29
36
26
16
8
29
36
fori Ø 3 di fissaggio del limitatore
Ø 3 holes for casement stays fix
179

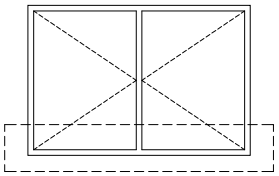

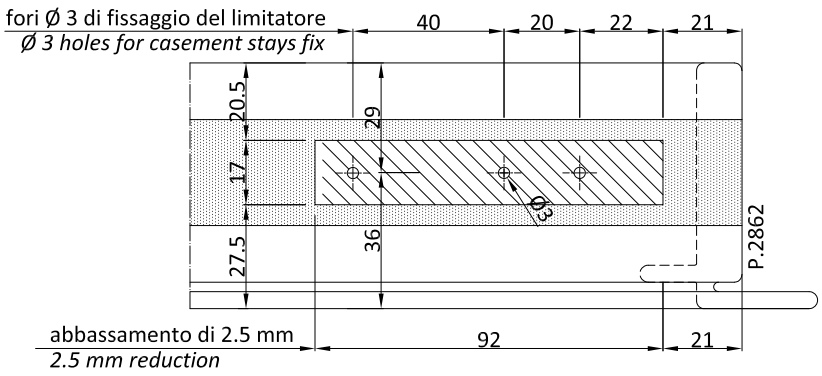
fori Ø 3 di fissaggio del limitatore
Ø 3 holes for casement stays fix
40
20
22
21
20.5
29
17
Ø3
36
27.5
P.2862
abbassamento di 2.5 mm
2.5 mm reduction
92
21

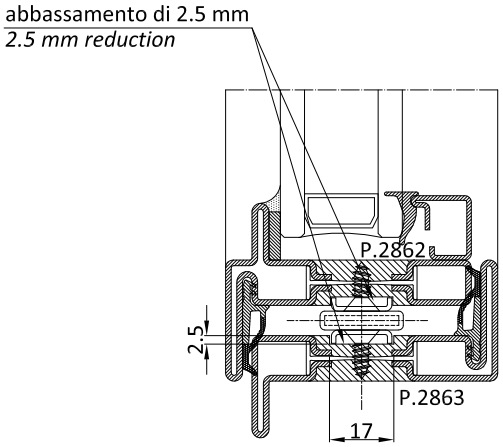
abbassamento di 2.5 mm
2.5 mm reduction
P.2862
2.5
P.2863
17

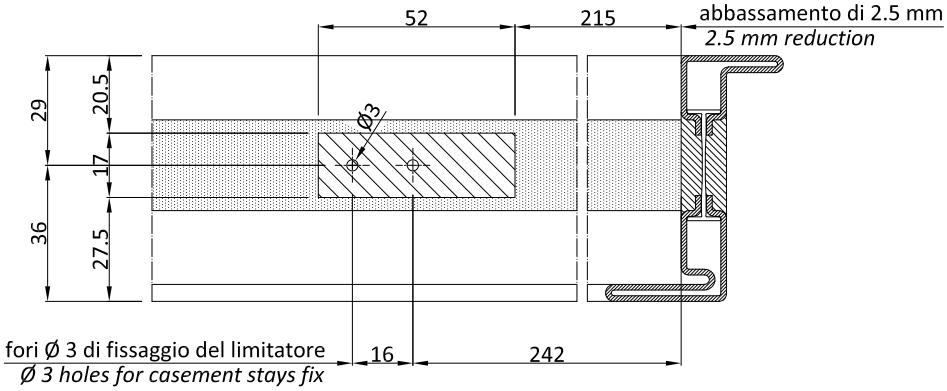
52
215
abbassamento di 2.5 mm
2.5 mm reduction
29
20.5
Ø3
17
36
27.5
fori Ø 3 di fissaggio del limitatore
Ø 3 holes for casement stays fix
16
242

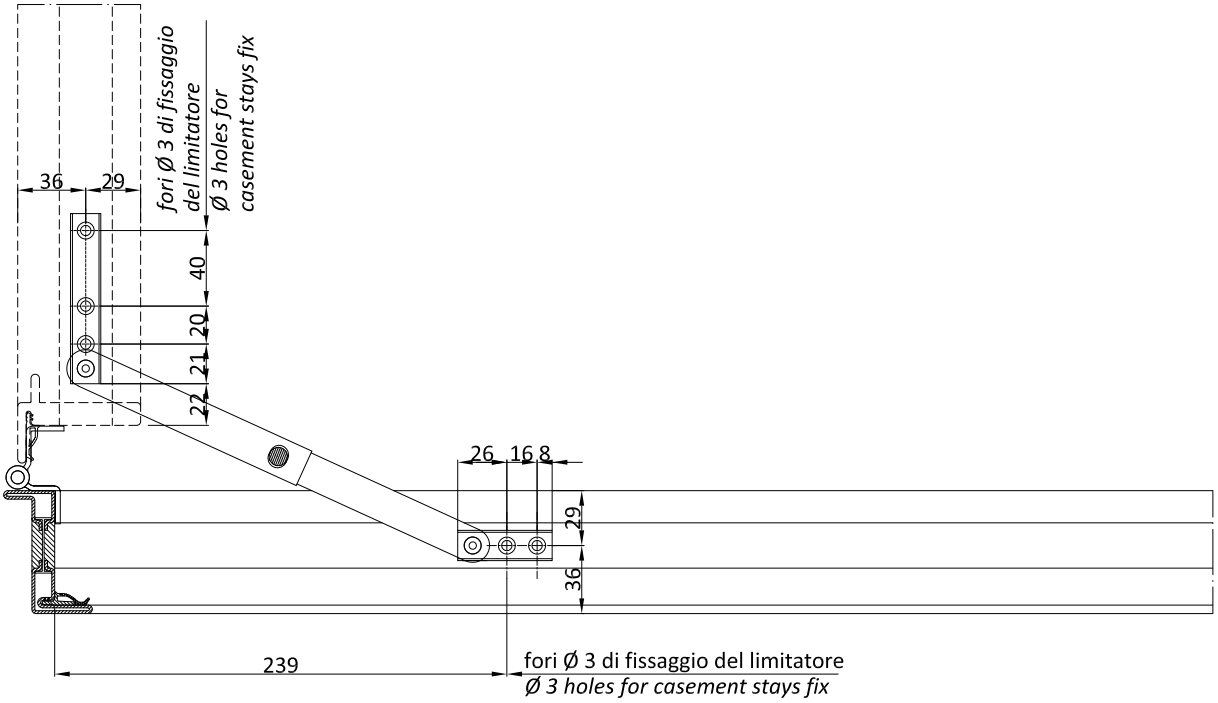
36
29
fori Ø 3 di fissaggio del limitatore
Ø 3 holes for casement stays fix
40
20
21
22
26
16
8
29
36
239
fori Ø 3 di fissaggio del limitatore
Ø 3 holes for casement stays fix

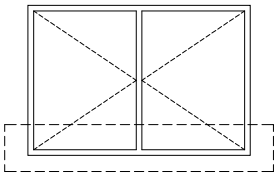

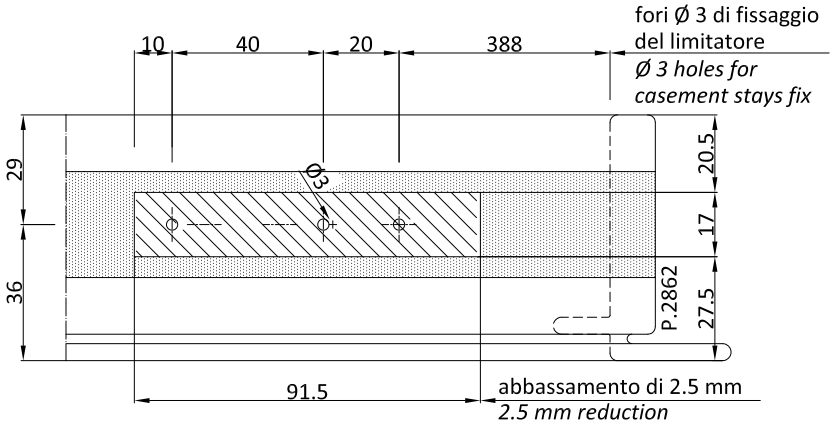
fori Ø 3 di fissaggio
del limitatore
Ø 3 holes for
casement stays fix
10
40
20
388
29
36
Ø3
20.5
17
27.5
P.2862
91.5
abbassamento di 2.5 mm
2.5 mm reduction

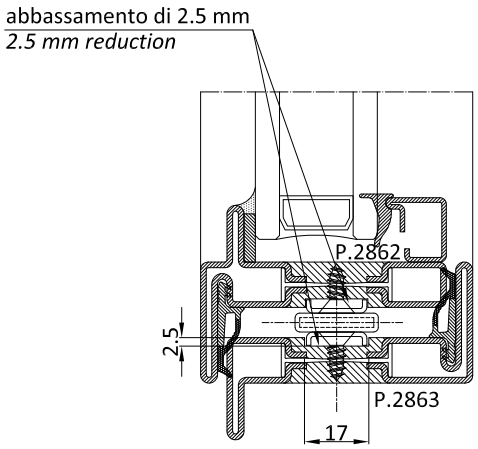
abbassamento di 2.5 mm
2.5 mm reduction
P.2862
2.5
P.2863
17

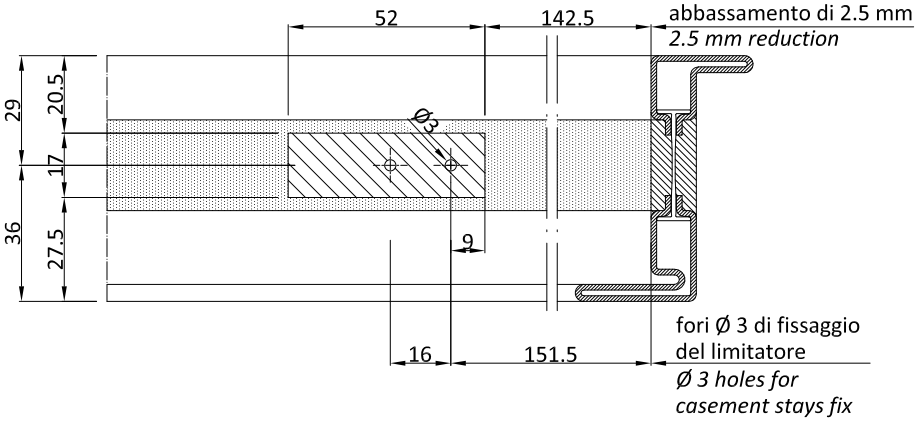
52
142.5
abbassamento di 2.5 mm
2.5 mm reduction
29
20.5
17
36
27.5
Ø3
9
16
151.5
fori Ø 3 di fissaggio
del limitatore
Ø 3 holes for
casement stays fix

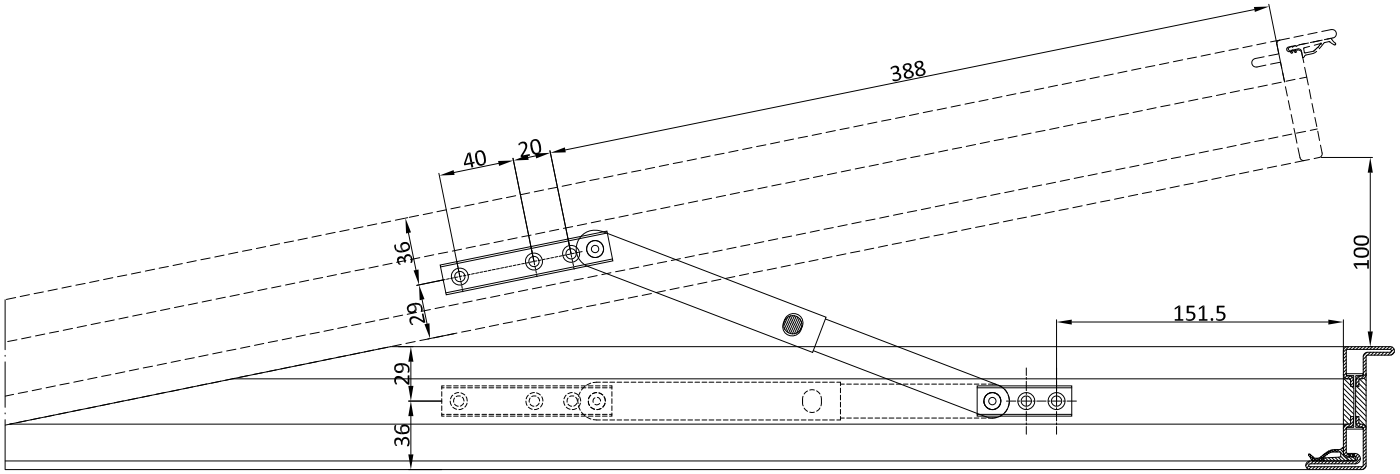
388
40
20
36
29
29
36
100
151.5

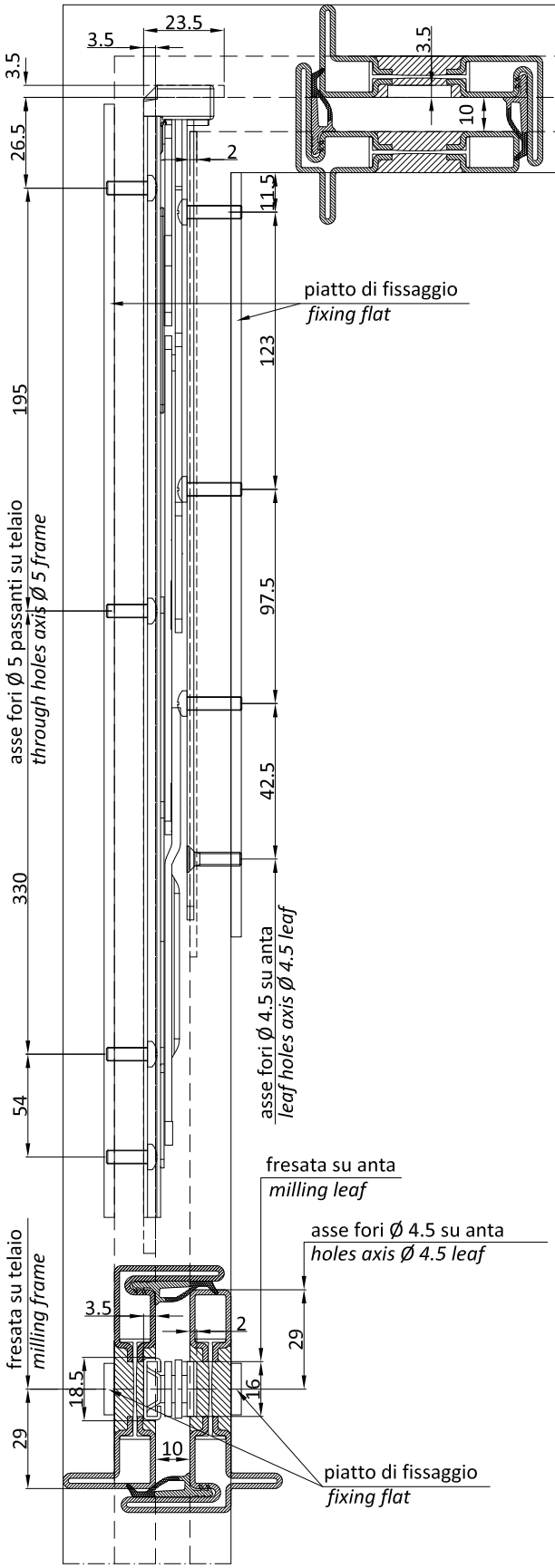


asse fori Ø 5 passanti su telaio
*through holes axis Ø 5 frame*

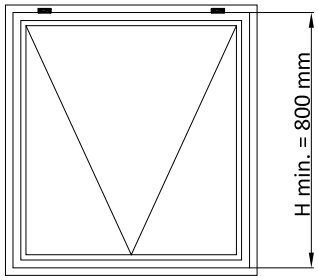


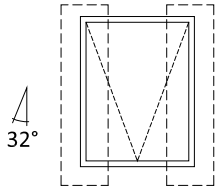


Peso max per anta: 100 kg
Altezza minima anta: 800 mm
*Max. weight per leaf: 100 kg*
*Min. leaf height: 800 mm*

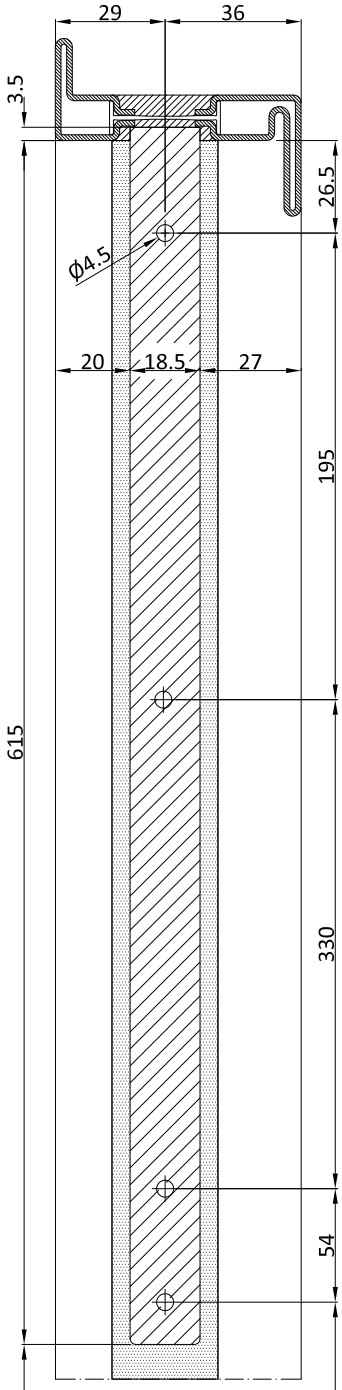


asse fori Ø 4.5 su telaio
*holes axis Ø 4.5 frame*

fresata 20 x 5 su telaio
*milling 20 x 5 the frame*

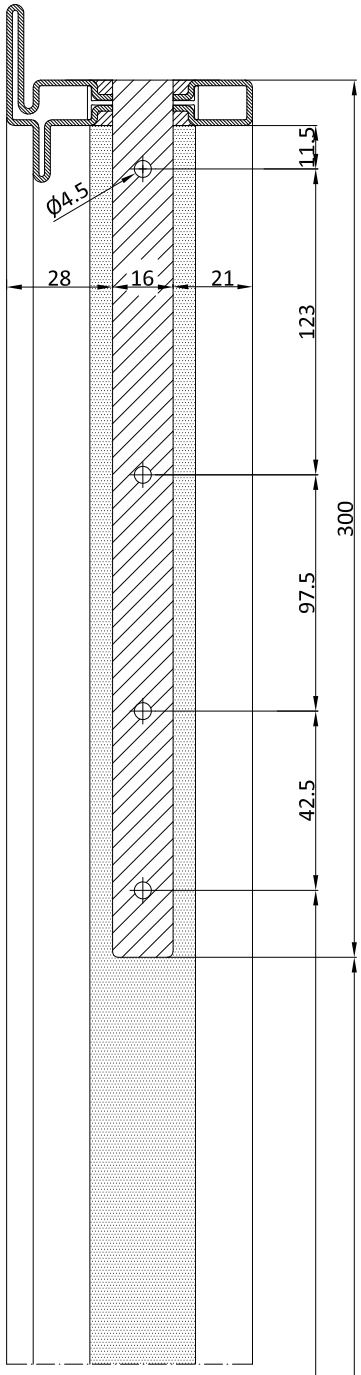


asse fori Ø 4.5 su anta
*holes axis Ø 4.5 leaf*

fresata 20 x 1 su anta
*milling 20 x 1 the leaf*

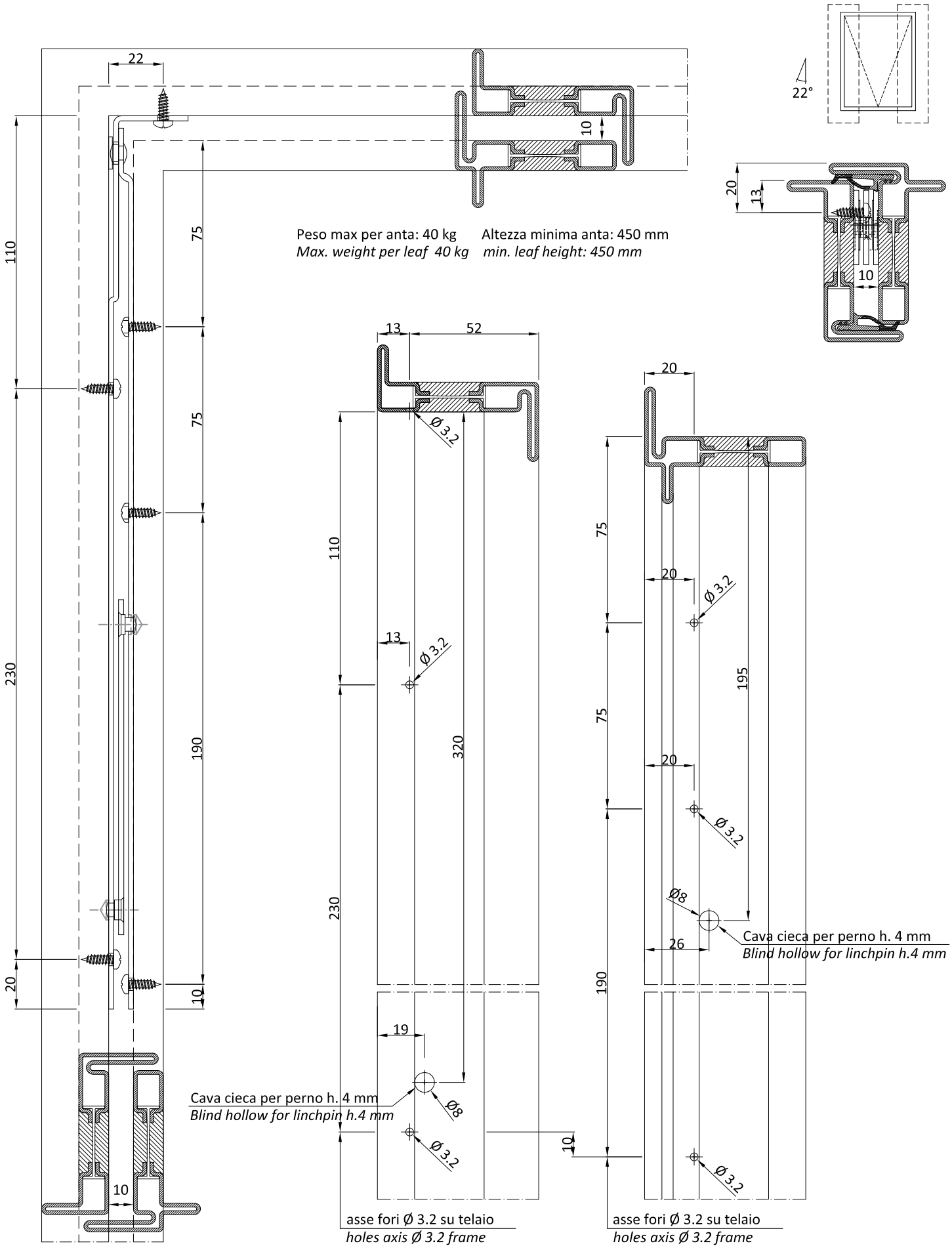
22°
Peso max per anta: 40 kg
*Max. weight per leaf 40 kg*
Altezza minima anta: 450 mm
*min. leaf height: 450 mm*
Ø 3.2
Ø8
Cava cieca per perno h. 4 mm
*Blind hollow for linchpin h.4 mm*
asse fori Ø 3.2 su telaio
*holes axis Ø 3.2 frame*

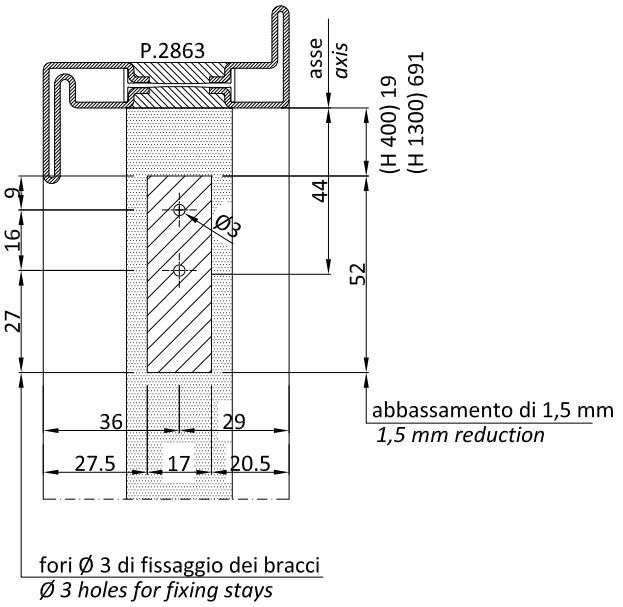
P.2863
asse
axis
(H 400) 19
(H 1300) 691
9
16
27
44
52
Ø3
36
29
27.5
17
20.5
abbassamento di 1,5 mm
1,5 mm reduction
fori Ø 3 di fissaggio dei bracci
Ø 3 holes for fixing stays

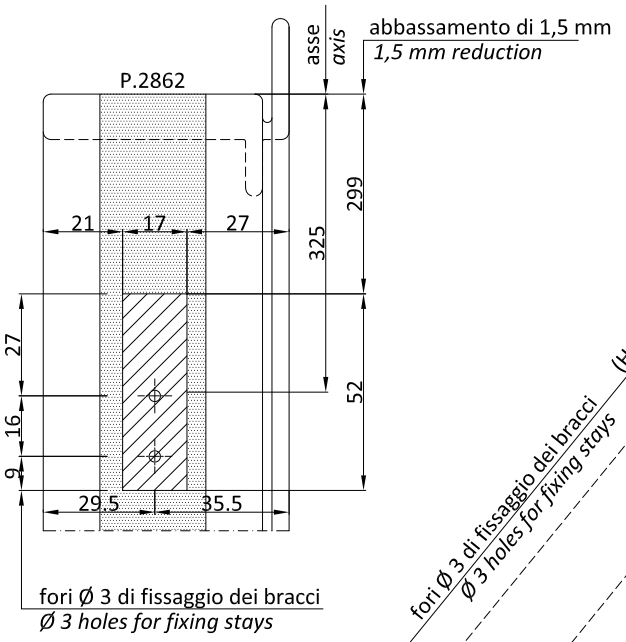
P.2862
asse
axis
abbassamento di 1,5 mm
1,5 mm reduction
21
17
27
299
325
27
16
9
52
29.5
35.5
fori Ø 3 di fissaggio dei bracci
Ø 3 holes for fixing stays

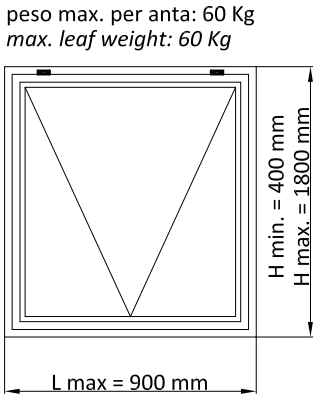
peso max. per anta: 60 Kg
max. leaf weight: 60 Kg
H min. = 400 mm
H max. = 1800 mm
L max = 900 mm

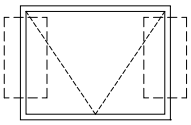

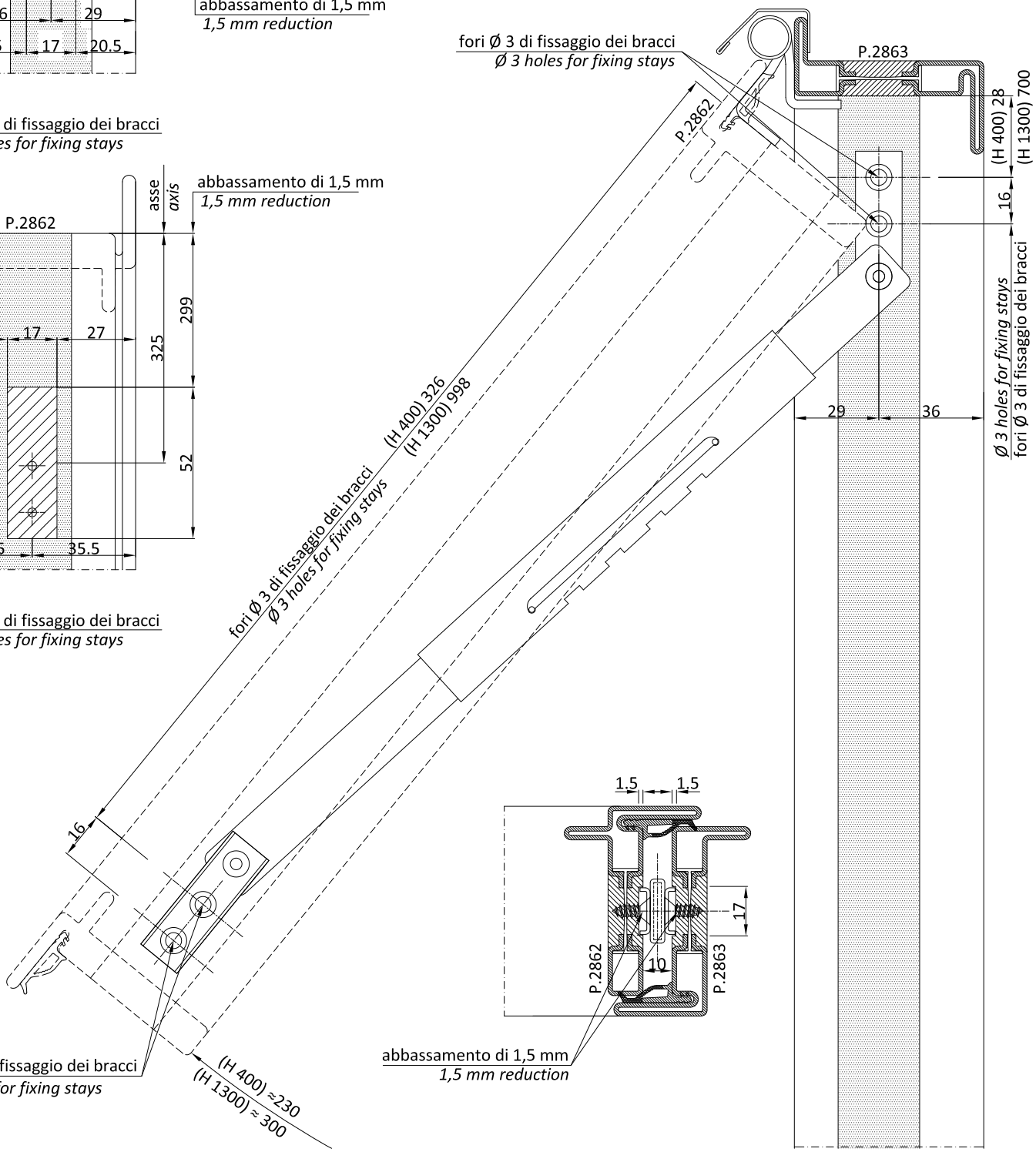
fori Ø 3 di fissaggio dei bracci
Ø 3 holes for fixing stays
P.2863
P.2862
(H 400) 28
(H 1300) 700
16
Ø 3 holes for fixing stays
fori Ø 3 di fissaggio dei bracci
29
36
fori Ø 3 di fissaggio dei bracci
Ø 3 holes for fixing stays
(H 400) 326
(H 1300) 998
16
1,5
1,5
17
10
P.2862
P.2863
abbassamento di 1,5 mm
1,5 mm reduction
fori Ø 3 di fissaggio dei bracci
Ø 3 holes for fixing stays
(H 400) ≈230
(H 1300) ≈ 300

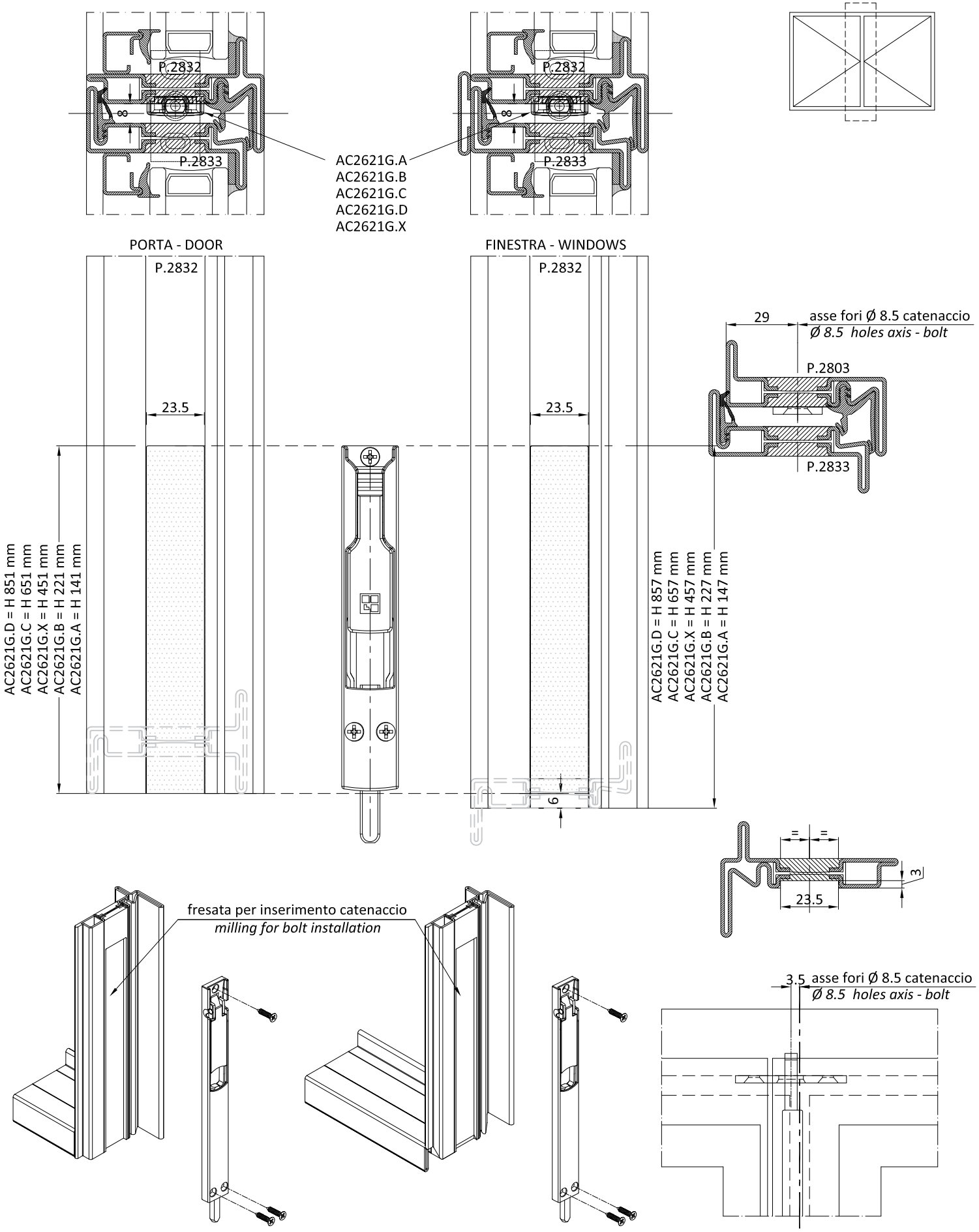
P.2832
P.2833
AC2621G.A
AC2621G.B
AC2621G.C
AC2621G.D
AC2621G.X
PORTA - DOOR
FINESTRA - WINDOWS
23.5
29
asse fori Ø 8.5 catenaccio
Ø 8.5 holes axis - bolt
P.2803
AC2621G.D = H 851 mm
AC2621G.C = H 651 mm
AC2621G.X = H 451 mm
AC2621G.B = H 221 mm
AC2621G.A = H 141 mm
AC2621G.D = H 857 mm
AC2621G.C = H 657 mm
AC2621G.X = H 457 mm
AC2621G.B = H 227 mm
AC2621G.A = H 147 mm
6
3
fresata per inserimento catenaccio
milling for bolt installation
3.5

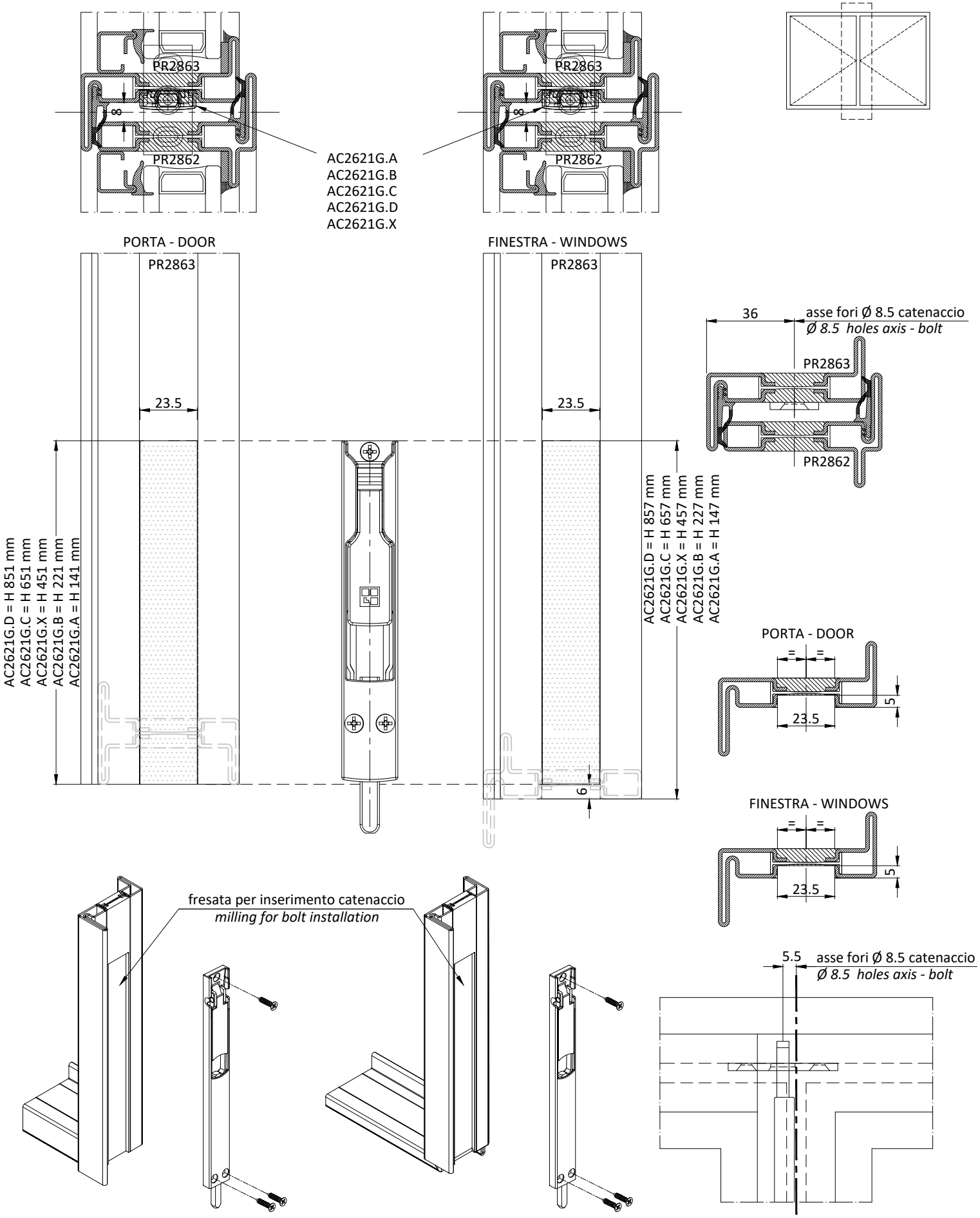
PR2863
PR2862
8
AC2621G.A
AC2621G.B
AC2621G.C
AC2621G.D
AC2621G.X
PORTA - DOOR
FINESTRA - WINDOWS
23.5
AC2621G.D = H 851 mm
AC2621G.C = H 651 mm
AC2621G.X = H 451 mm
AC2621G.B = H 221 mm
AC2621G.A = H 141 mm
AC2621G.D = H 857 mm
AC2621G.C = H 657 mm
AC2621G.X = H 457 mm
AC2621G.B = H 227 mm
AC2621G.A = H 147 mm
6
36
asse fori Ø 8.5 catenaccio
*Ø 8.5 holes axis - bolt*
5
fresata per inserimento catenaccio
*milling for bolt installation*
5.5

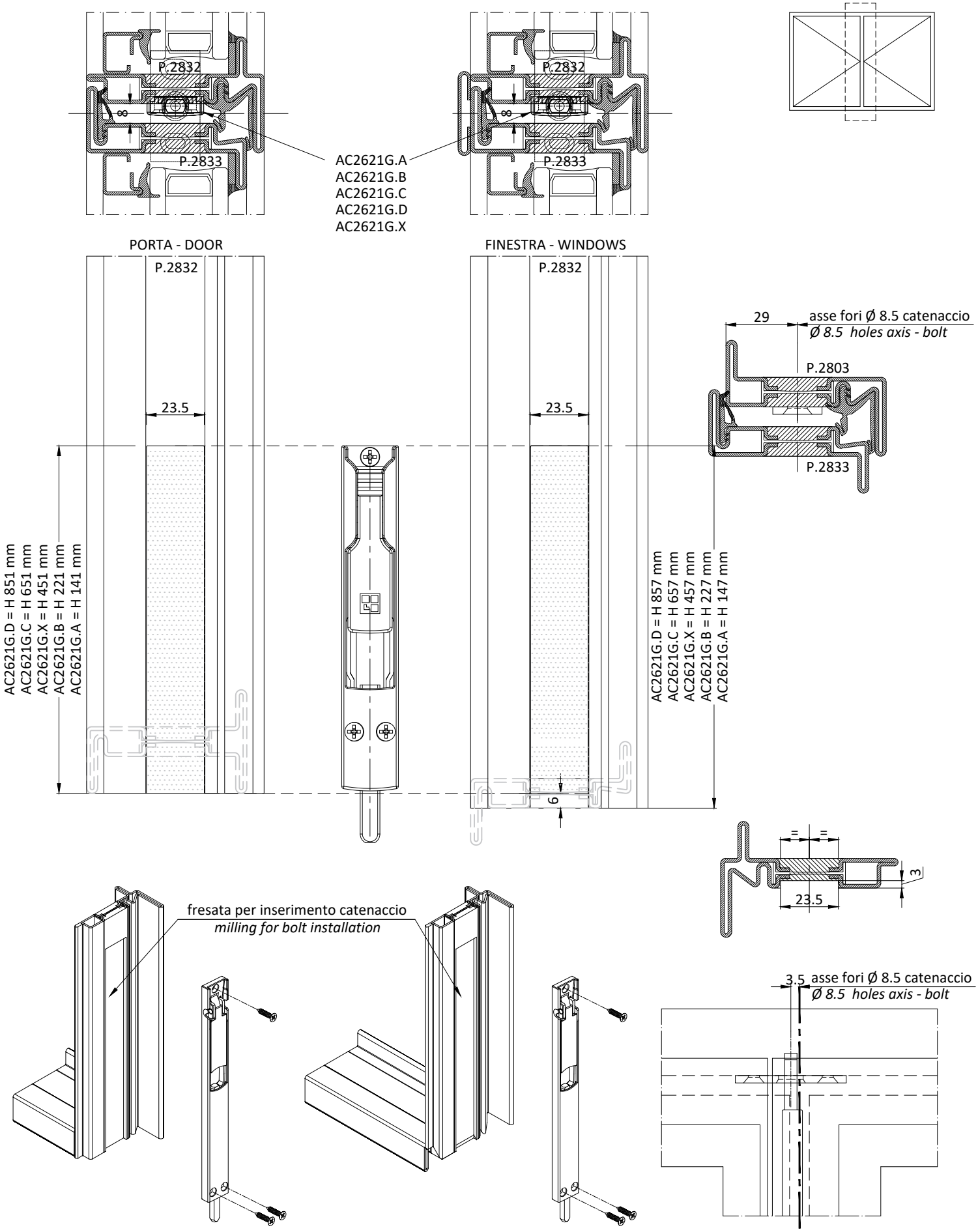
P.2832
P.2833
8
AC2621G.A
AC2621G.B
AC2621G.C
AC2621G.D
AC2621G.X
PORTA - DOOR
FINESTRA - WINDOWS
23.5
29
asse fori Ø 8.5 catenaccio
Ø 8.5 holes axis - bolt
P.2803
AC2621G.D = H 851 mm
AC2621G.C = H 651 mm
AC2621G.X = H 451 mm
AC2621G.B = H 221 mm
AC2621G.A = H 141 mm
AC2621G.D = H 857 mm
AC2621G.C = H 657 mm
AC2621G.X = H 457 mm
AC2621G.B = H 227 mm
AC2621G.A = H 147 mm
6
3
fresata per inserimento catenaccio
milling for bolt installation
3.5

| Cod.<br>*Cod.* | lunghezza guarnizione automatica<br>*automatic bottom seal lenght* | lunghezza anta<br>*leaf width* |
|---|---|---|
| AC2636/Z | 315 - 430 mm | 299 - 414 mm |
| AC2636/A | 380 - 530 mm | 364 - 514 mm |
| AC2636/B | 480 - 630 mm | 464 - 614 mm |
| AC2636/C | 580 - 730 mm | 564 - 714 mm |
| AC2636/D | 680 - 830 mm | 664 - 814 mm |
| AC2636/E | 780 - 930 mm | 764 - 914 mm |
| AC2636/F | 880 - 1030 mm | 864 - 1014 mm |
| AC2636/G | 980 - 1130 mm | 964 - 1164 mm |
| AC2636/H | 1080 - 1230 mm | 1114 - 1314 mm |

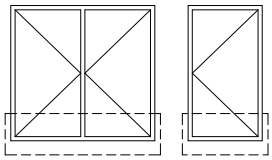

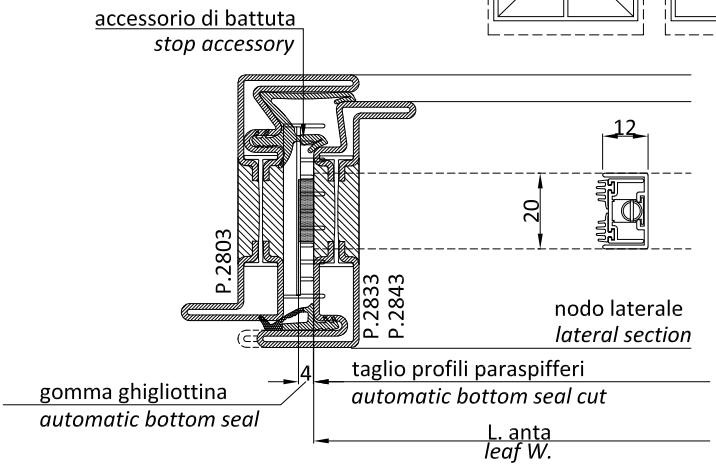


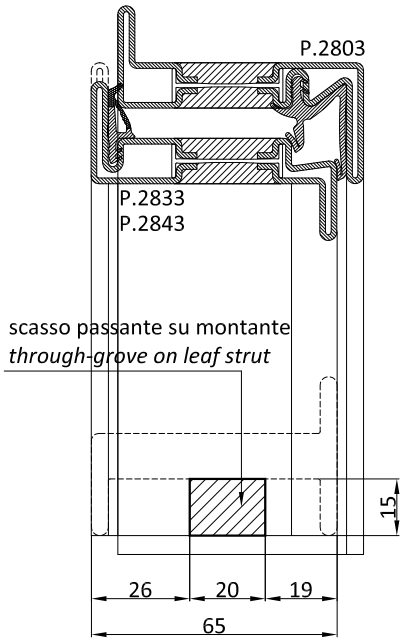


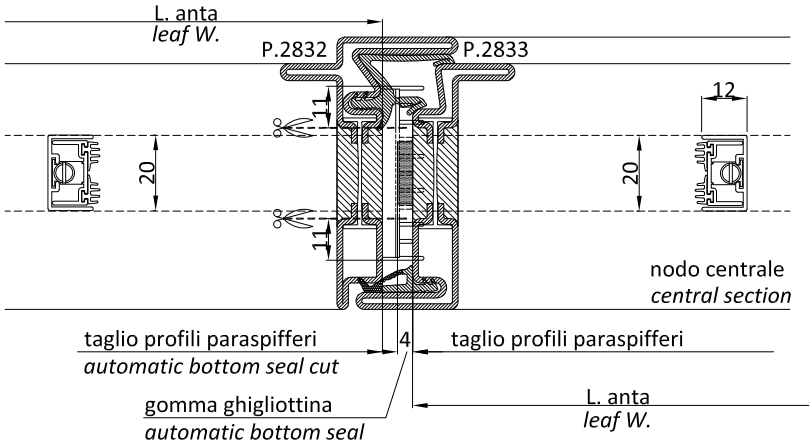


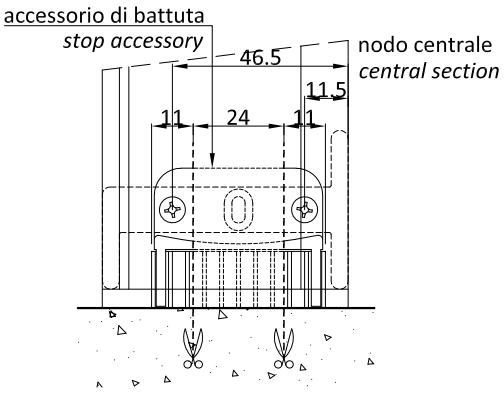


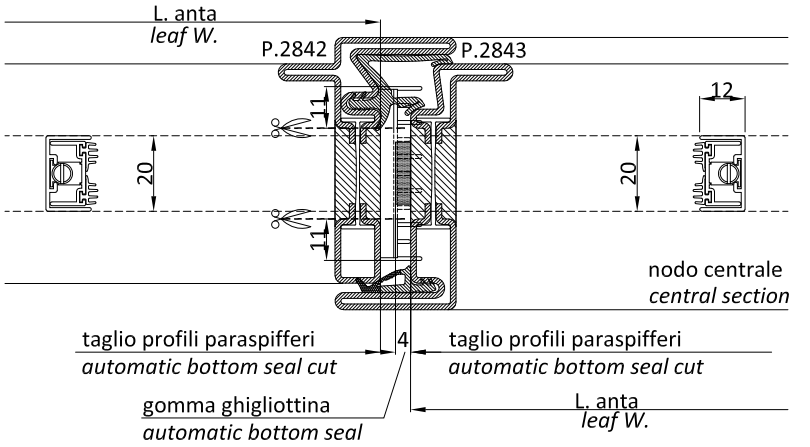


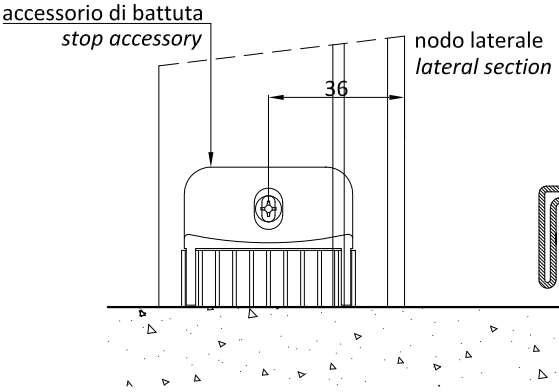


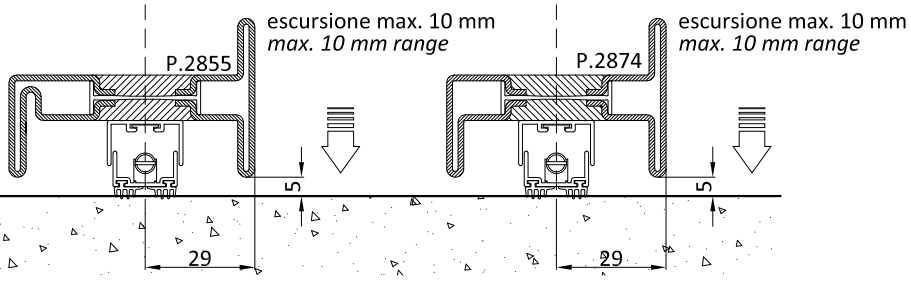

| Cod.<br>*Cod.* | lunghezza guarnizione automatica<br>*automatic bottom seal lenght* | lunghezza anta<br>*leaf width* |
|---|---|---|
| AC2636/Z | 315 - 430 mm | 299 - 414 mm |
| AC2636/A | 380 - 530 mm | 364 - 514 mm |
| AC2636/B | 480 - 630 mm | 464 - 614 mm |
| AC2636/C | 580 - 730 mm | 564 - 714 mm |
| AC2636/D | 680 - 830 mm | 664 - 814 mm |
| AC2636/E | 780 - 930 mm | 764 - 914 mm |
| AC2636/F | 880 - 1030 mm | 864 - 1014 mm |
| AC2636/G | 980 - 1130 mm | 964 - 1164 mm |
| AC2636/H | 1080 - 1230 mm | 1114 - 1314 mm |

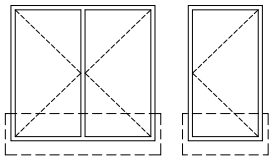

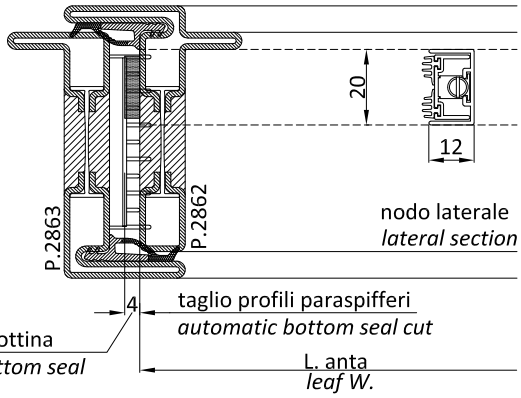


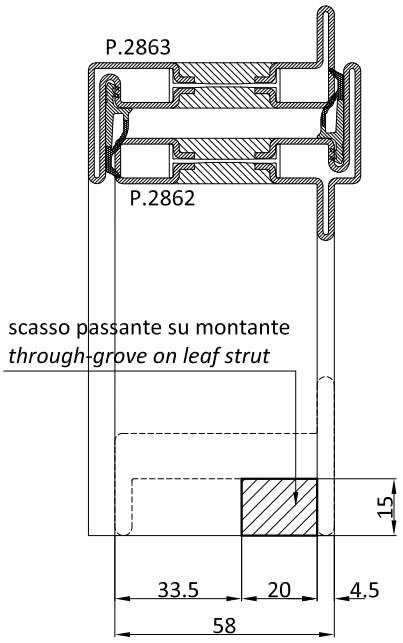


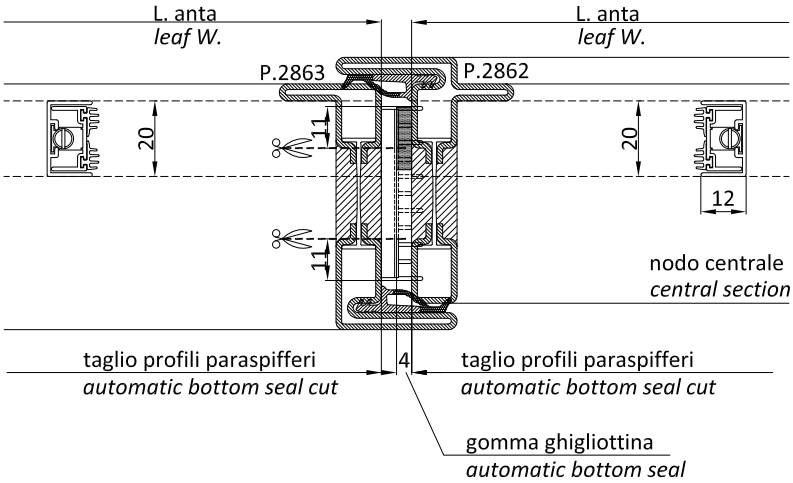


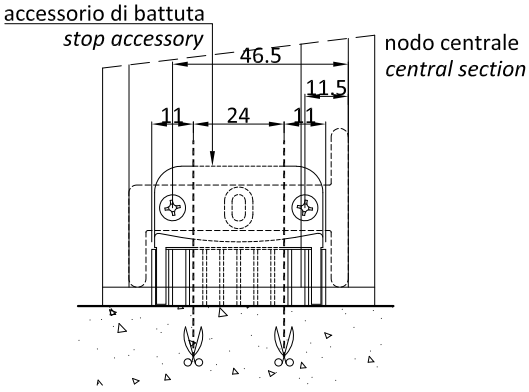


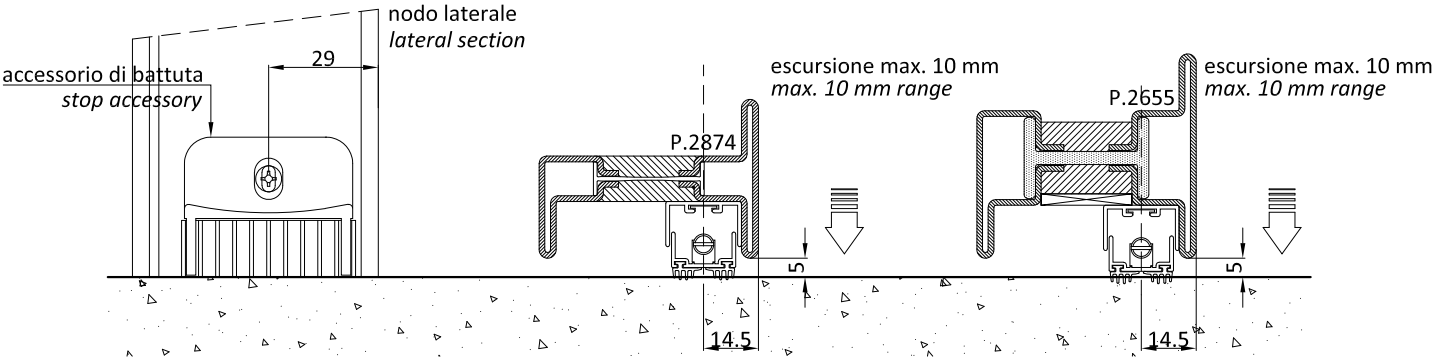

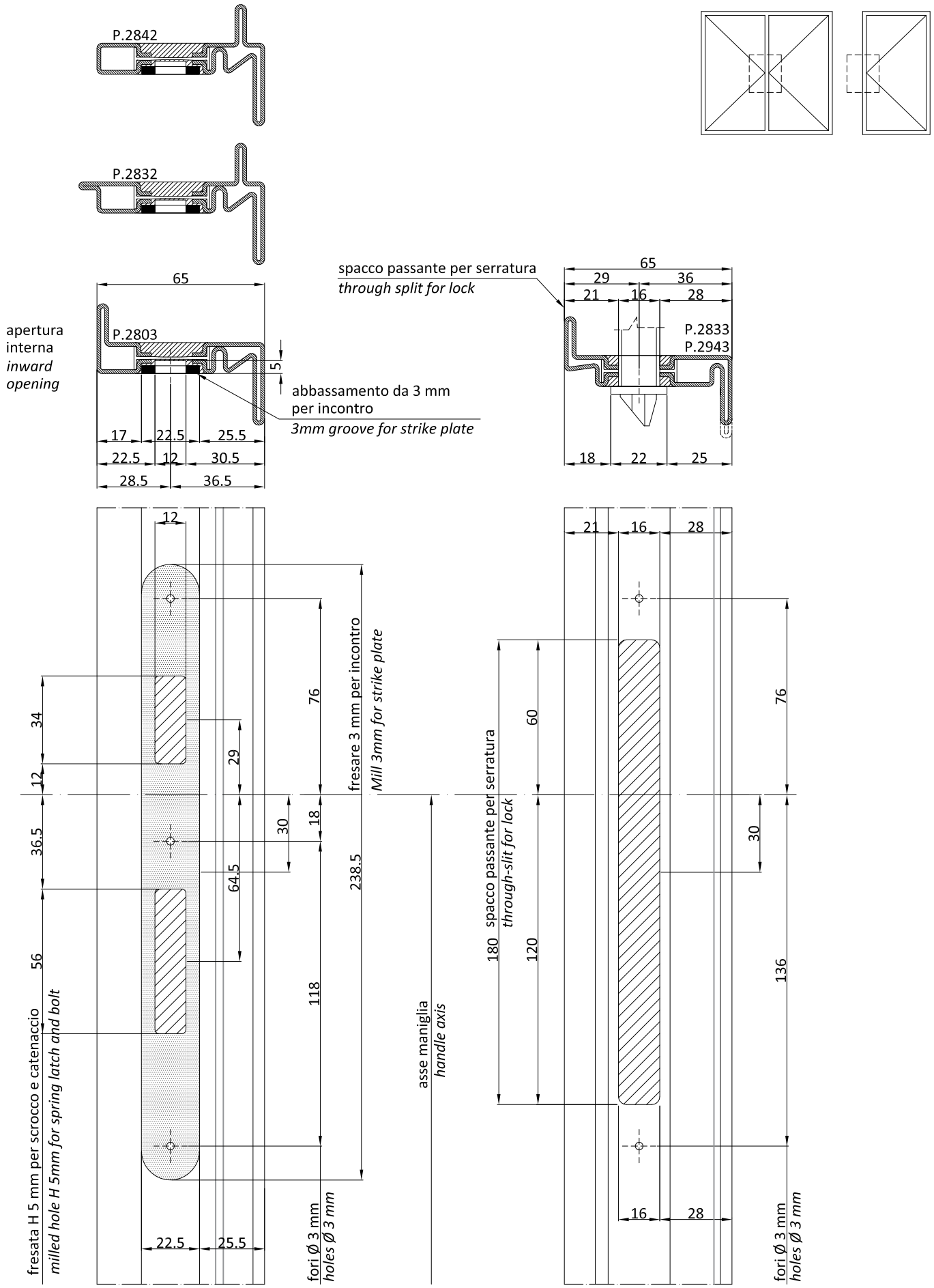
P.2842
P.2832
65
apertura
interna
*inward*
*opening*
P.2803
5
abbassamento da 3 mm
per incontro
*3mm groove for strike plate*
17
22.5
25.5
22.5
12
30.5
28.5
36.5
spacco passante per serratura
*through split for lock*
65
29
36
21
16
28
P.2833
P.2943
18
22
25
12
34
12
36.5
56
29
30
64.5
76
18
118
238.5
fresare 3 mm per incontro
*Mill 3mm for strike plate*
fresata H 5 mm per scrocco e catenaccio
*milled hole H 5mm for spring latch and bolt*
22.5
25.5
fori Ø 3 mm
*holes Ø 3 mm*
asse maniglia
*handle axis*
21
16
28
spacco passante per serratura
*through-slit for lock*
180
60
120
76
30
136
16
28
fori Ø 3 mm
*holes Ø 3 mm*

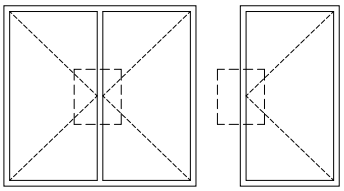

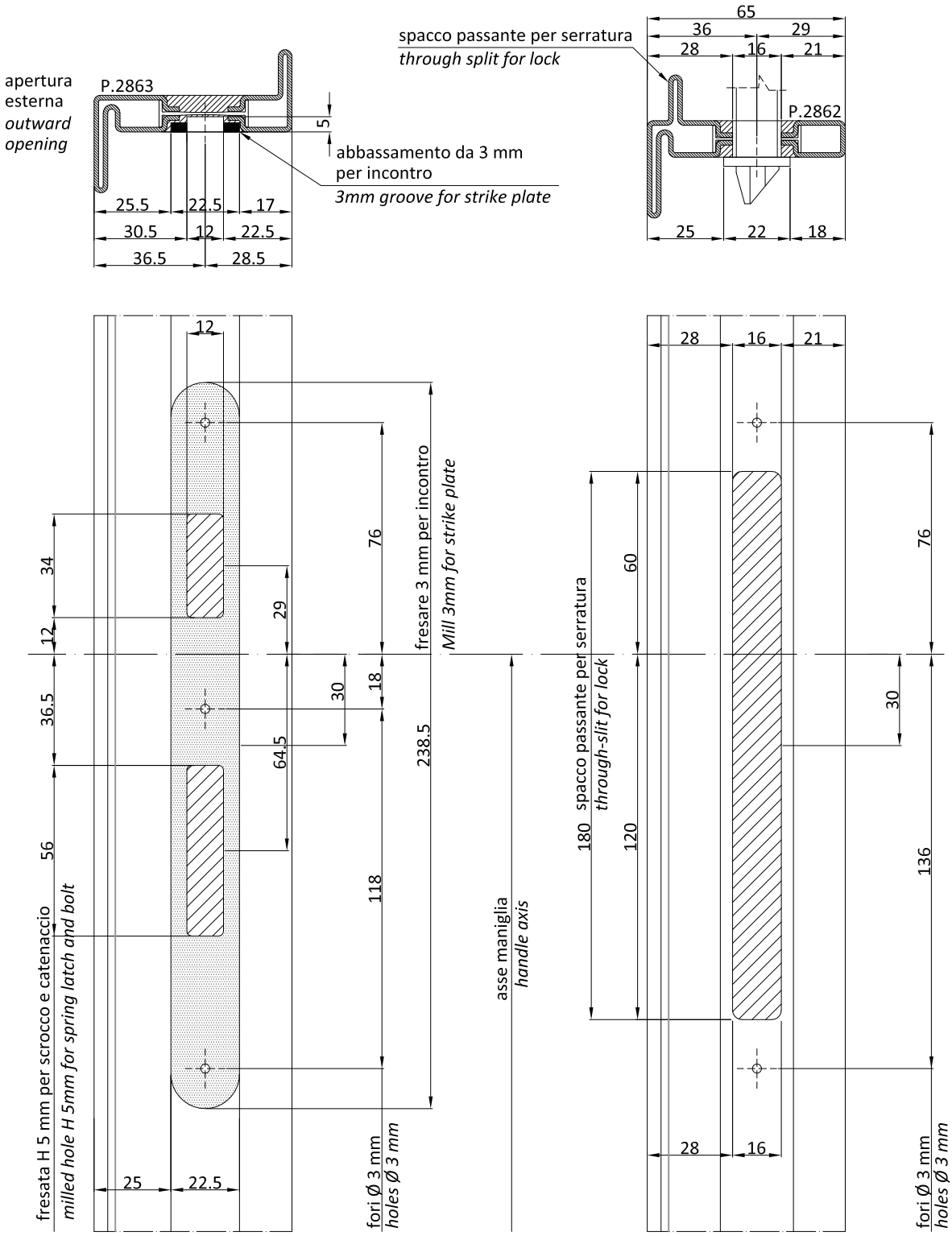
apertura
esterna
*outward*
*opening*
P.2863
5
abbassamento da 3 mm
per incontro
*3mm groove for strike plate*
25.5
22.5
17
30.5
12
22.5
36.5
28.5
spacco passante per serratura
*through split for lock*
65
36
29
28
16
21
P.2862
25
22
18
12
34
12
36.5
56
fresata H 5 mm per scrocco e catenaccio
*milled hole H 5mm for spring latch and bolt*
25
22.5
29
30
64.5
76
18
118
fresare 3 mm per incontro
*Mill 3mm for strike plate*
238.5
fori Ø 3 mm
*holes Ø 3 mm*
asse maniglia
*handle axis*
28
16
21
spacco passante per serratura
*through-slit for lock*
60
180
120
76
30
136
28
16
fori Ø 3 mm
*holes Ø 3 mm*

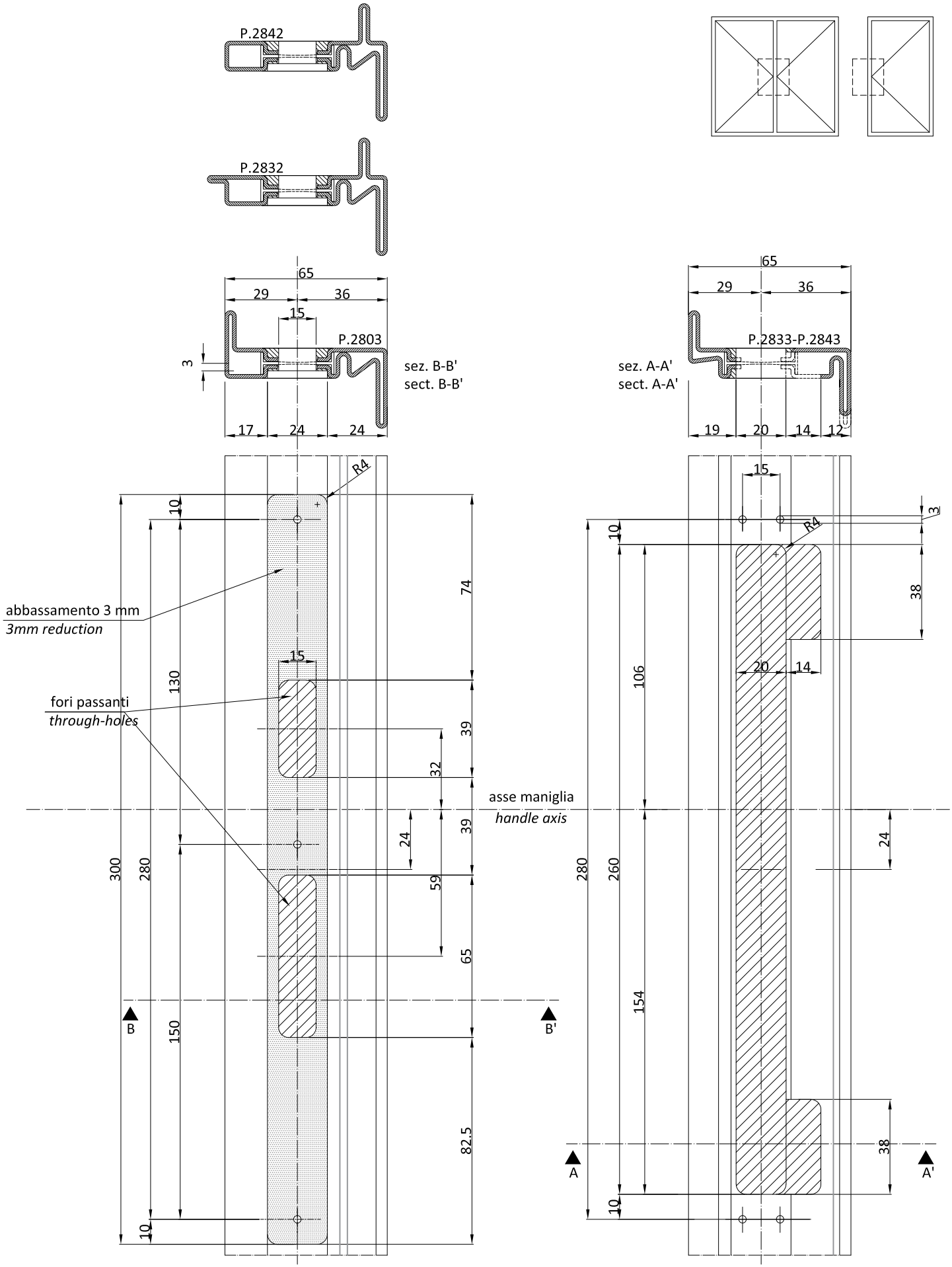
P.2842
P.2832
65
29
36
15
P.2803
3
sez. B-B'
sect. B-B'
17
24
24
R4
10
74
abbassamento 3 mm
3mm reduction
130
fori passanti
through-holes
39
32
asse maniglia
handle axis
24
59
65
300
280
150
82.5
B
B'
P.2833-P.2843
sez. A-A'
sect. A-A'
19
20
14
12
106
260
154
38
A
A'

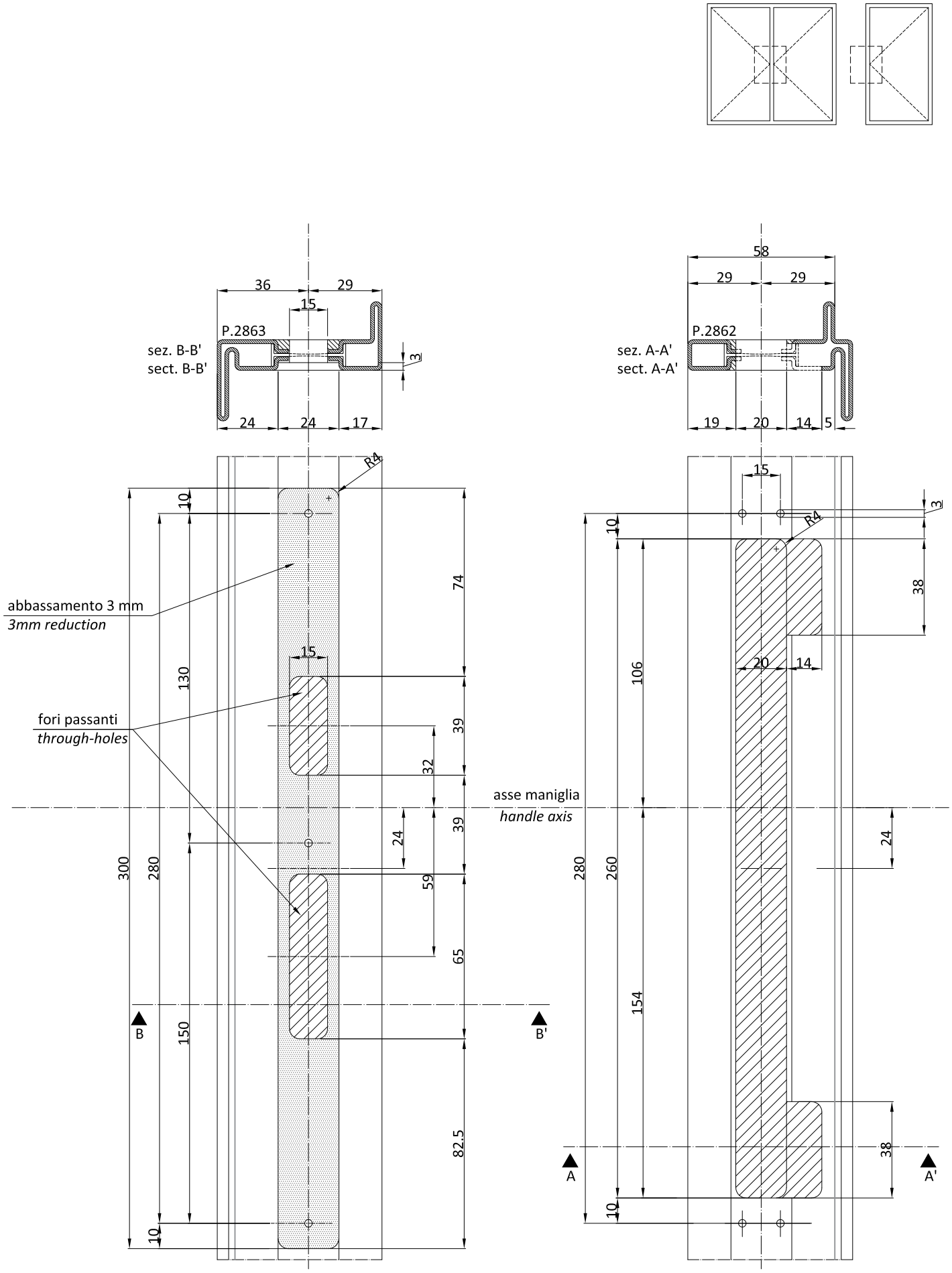
36
29
15
P.2863
sez. B-B'
sect. B-B'
3
24
24
17
58
29
29
P.2862
sez. A-A'
sect. A-A'
19
20
14
5
R4
10
74
abbassamento 3 mm
3mm reduction
130
15
fori passanti
through-holes
39
32
asse maniglia
handle axis
39
24
300
280
59
65
B
B'
150
82.5
10
15
3
R4
10
38
106
20
14
24
280
260
154
38
A
A'
10

lavorazione applicazione incontro
*Processing strike plate installation*

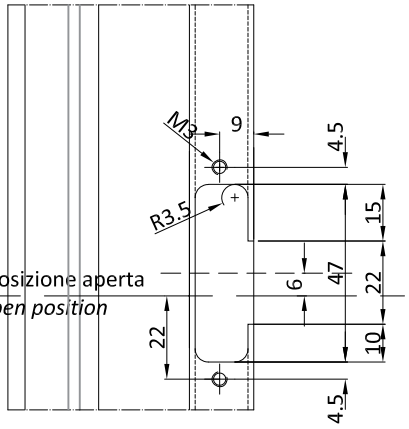


asse nottolino 3^ chiusura in posizione aperta
*Latch axis for the 3rd lock in open position*

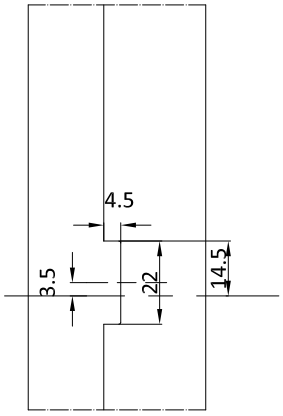


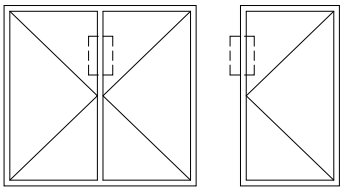

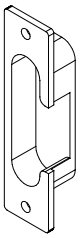

Incontro 3^ chiusura
*3rd lock strike plate*

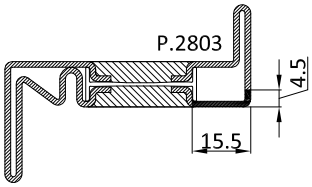


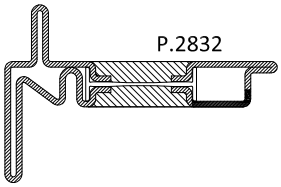


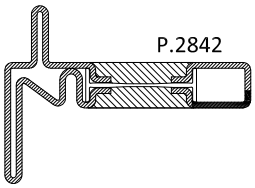


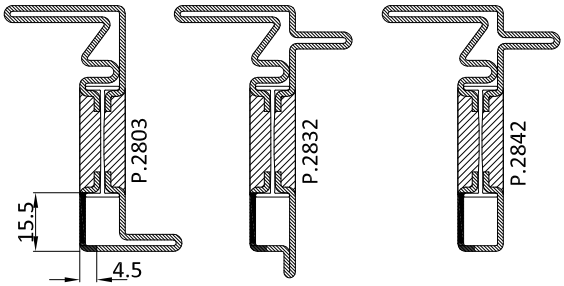


lavorazione applicazione nottolino
*Processing for the assembling of the 3rd lock*

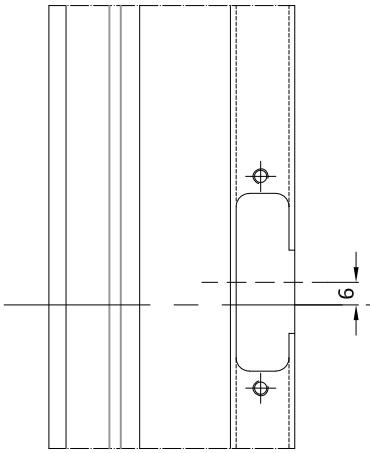


asse nottolino 3^ chiusura in posizione aperta
*Latch axis for the 3rd lock in open position*

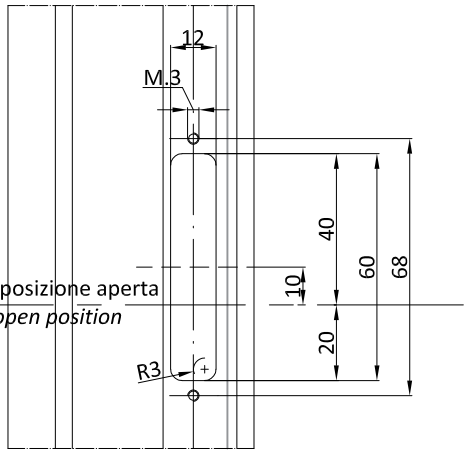


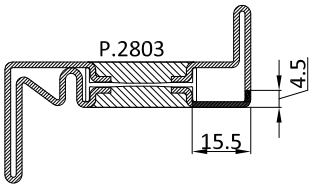


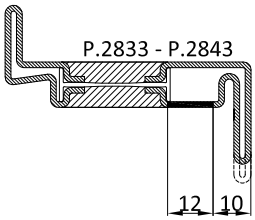


lavorazione superiore-inferiore specchiata orizzontalmente
*upper working-bottom working horizontally mirrored*

lavorazione applicazione incontro
*Processing strike plate installation*

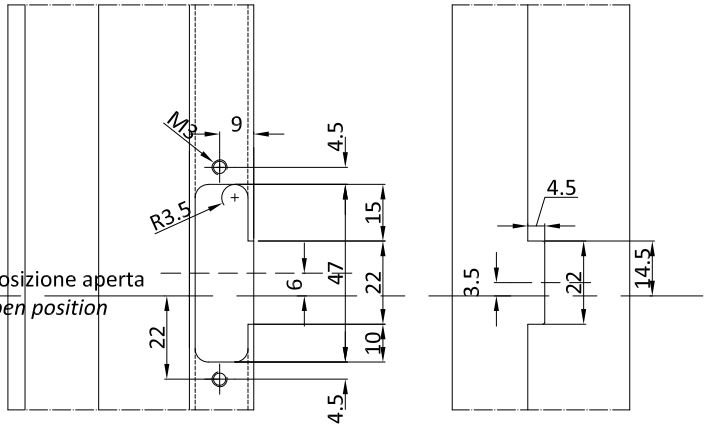


asse nottolino 3^ chiusura in posizione aperta
*Latch axis for the 3rd lock in open position*

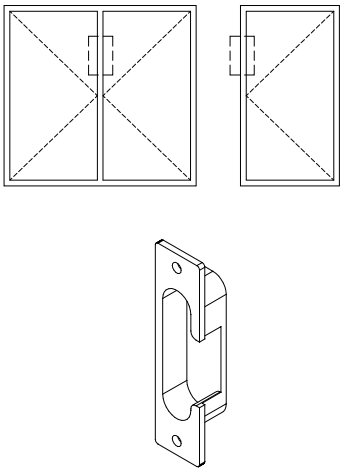

Incontro 3^ chiusura
*3rd lock strike plate*

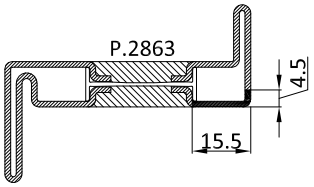


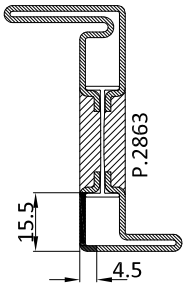


lavorazione applicazione nottolino
*Processing for the assembling of the 3rd lock*

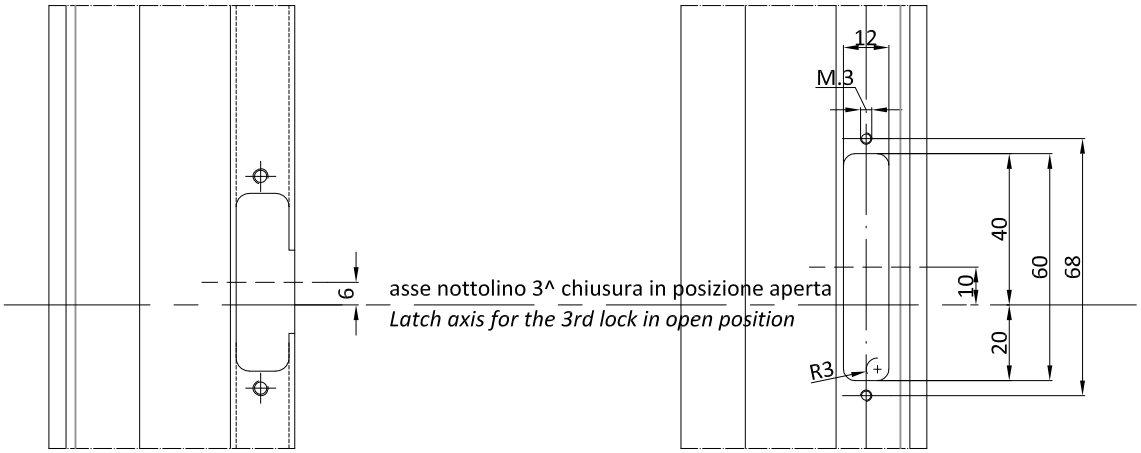


asse nottolino 3^ chiusura in posizione aperta
*Latch axis for the 3rd lock in open position*

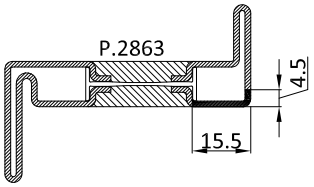


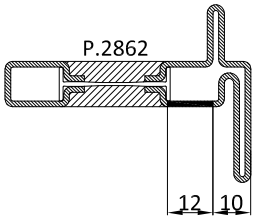


lavorazione superiore; inferiore specchiata orizzontalmente
*Upper working; bottom working horizontally mirrored*

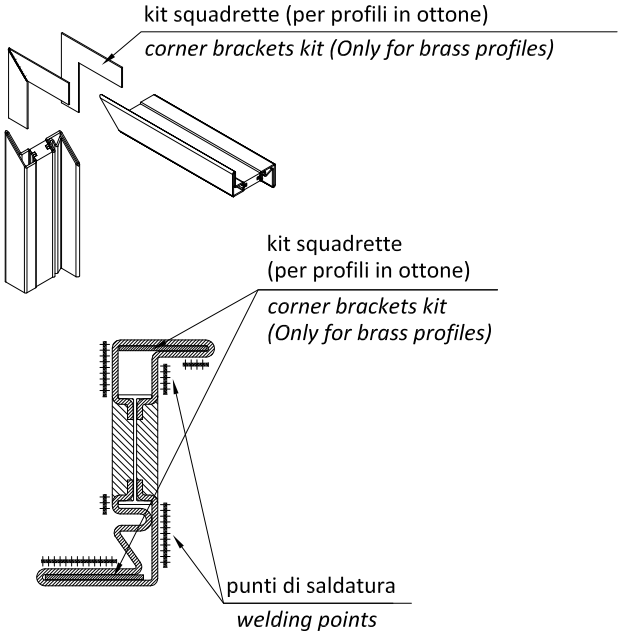


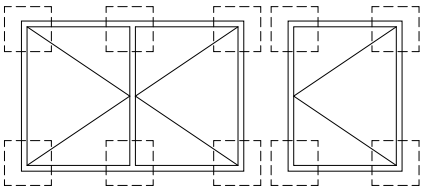

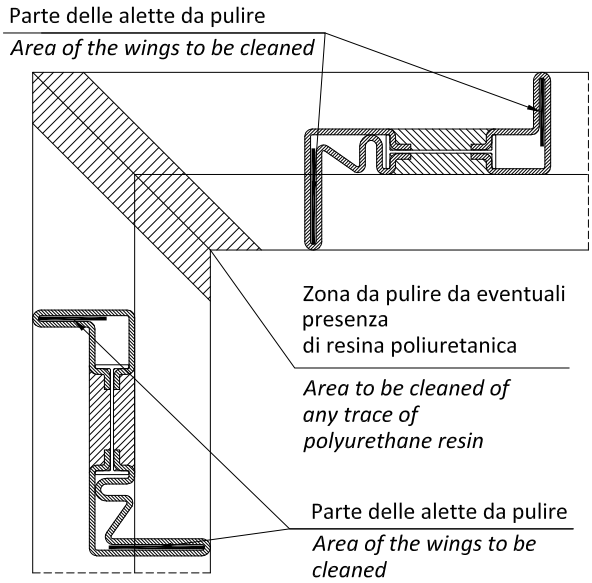


Ottone
Utilizzare le squadrette di allineamento, sigillare tutte le superfici di contatto tra i profili che non vanno saldate. Saldare a TIG a punti le zone indicate.

*Brass*
*Use corner brackets, seal all surfaces in touch with profiles that are not to be seam-welded. Spot weld (TIG) the marked areas.*

Acciaio zincato - Acciaio Corten - Acciaio inox
Saldare in continuo le superfici di contatto.

*Galvanised steel - Cor-ten steel - Stainless steel*
*Seam-weld all contact surfaces.*

N.B. Prima di saldare l'angolo del profilo eliminare l'eventuale resina poliuretanica presente all'interno dell'aletta scaldando leggermente il profilo stesso per circa 20 mm. in modo da sciogliere la resina ed eliminare le impurità presenti

*ATTN. Before welding the corner please remove any trace of polyurethane resin in the internal side of casin, heating the profile for ca. 20 mm to melt the resin and removein this way all other impurities.*

| Profilo *Profile* | Kit squadrette *Corner brackets set* |
|---|---|
| Codice *Code* | Codice *Code* |
| P.2801-P.2801 | AC 2801I |
| P.2803-P.2803 | AC 2803I |
| P.2805-P.2805 | AC 2805I |
| P.2801-P.2805 | AC 2801I |
| P.2801-P.2822 | AC 2801I |
| P.2803-P.2805 | AC 2803I |
| P.2803-P.2822 | AC 2801I |
| P.2805-P.2822 | AC 2822I |
| P.2815-P.2815 | AC 2803I |
| P.2822-P.2822 | AC 2822I |
| P.2832-P.2833 | AC 2832I |
| P.2833-P.2833 | AC 2833I |
| P.2842-P.2842 | AC 2801I |
| P.2842-P.2843 | AC 2832I |
| P.2843-P.2843 | AC 2843I |
| P.2801-P.2842 | AC 2801I |
| P.2803-P.2842 | AC 2801I |
| P.2805-P.2842 | AC 2801I |
| P.2815-P.2842 | AC 2801I |
| P.2851-P.2851 | AC 2851I |

| Profilo *Profile* | Kit squadrette *Corner brackets set* |
|---|---|
| Codice *Code* | Codice *Code* |
| P.2852-P.2852 | AC 2852I |
| P.2853-P.2853 | AC 2853I |
| P.2855-P.2855 | AC 2855I |
| P.2861-P.2861 | AC 2801I |
| P.2862-P.2862 | AC 2862I |
| P.2863-P.2863 | AC 2803I |
| P.2865-P.2865 | AC 2865I |
| P.2862-P.2863 | AC 2832I anta / *leaf* |
| P.2862-P.2863 | AC 2801I telaio / *frame* |
| P.2865-P.2863 | AC 2803I |
| P.2871-P.2871 | AC 2871I |
| P.2872-P.2872 | AC 2872I |
| P.2873-P.2873 | AC 2853I |
| P.2874-P.2874 | AC 2855I |
| P.2875-P.2875 | AC 2875I |
| P.2882-P.2882 | AC 2822I |
| P.2885-P.2885 | AC 2805I |
| P.2891-P.2891 | AC 2891I |
| P.2892-P.2892 | AC 2892I |
| P.2893-P.2893 | AC 2892I |
| P.2895-P.2895 | AC 2895I |

AC2801I squadretta di assiemaggio per profili in ottone

*AC2801I assembling corner brackets for brass profiles*

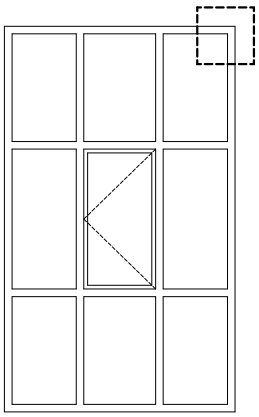

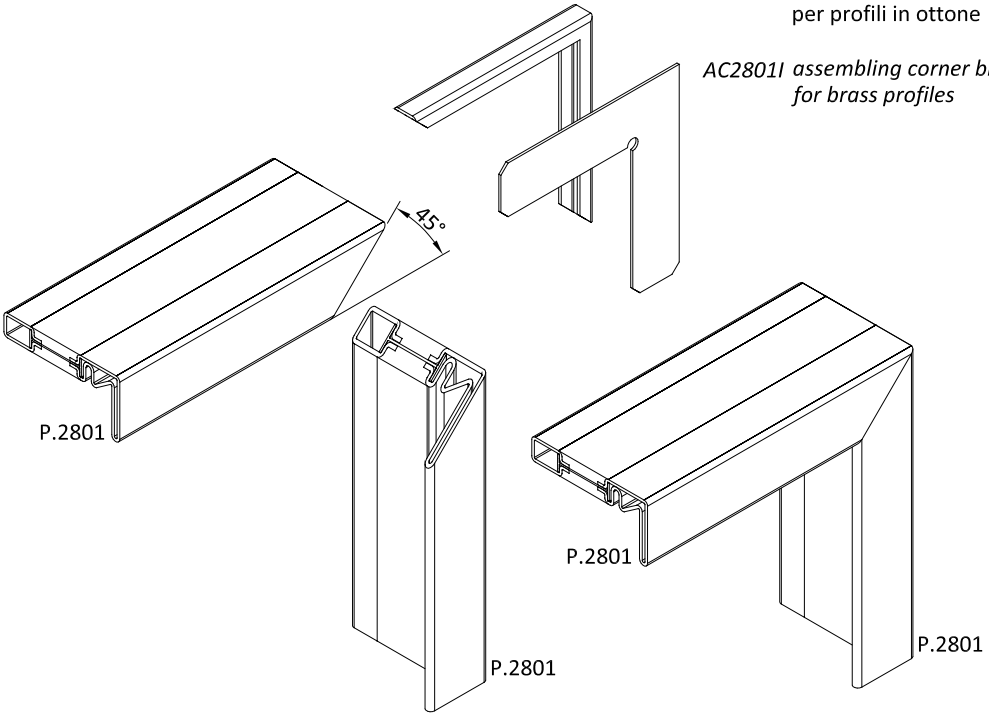


Saldare in continuo le superfici di contatto.

*Seam-weld all contact surfaces.*

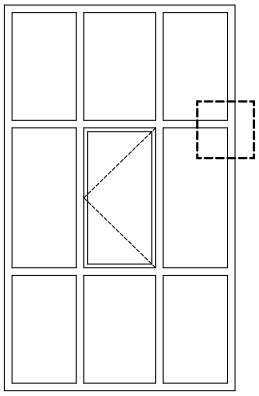

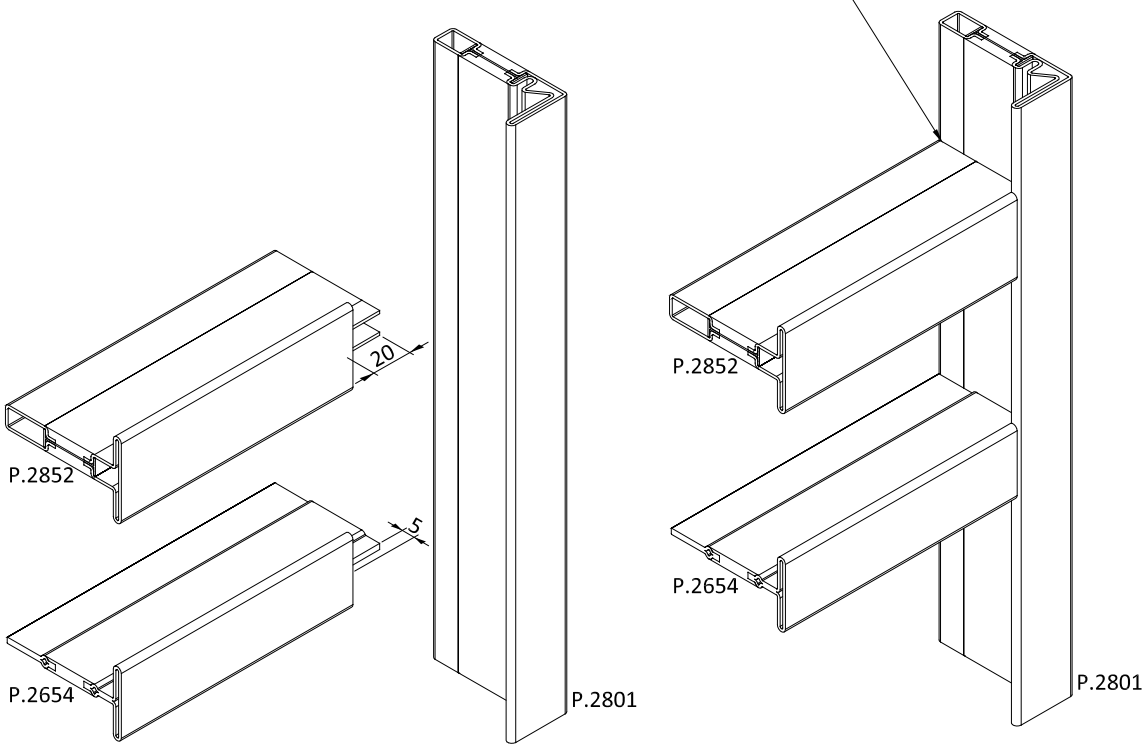


Linee guida valide per tutte le giunzioni

*Same installation guide for all profiles connection*

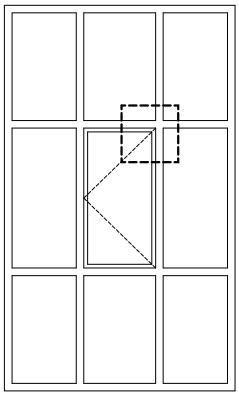

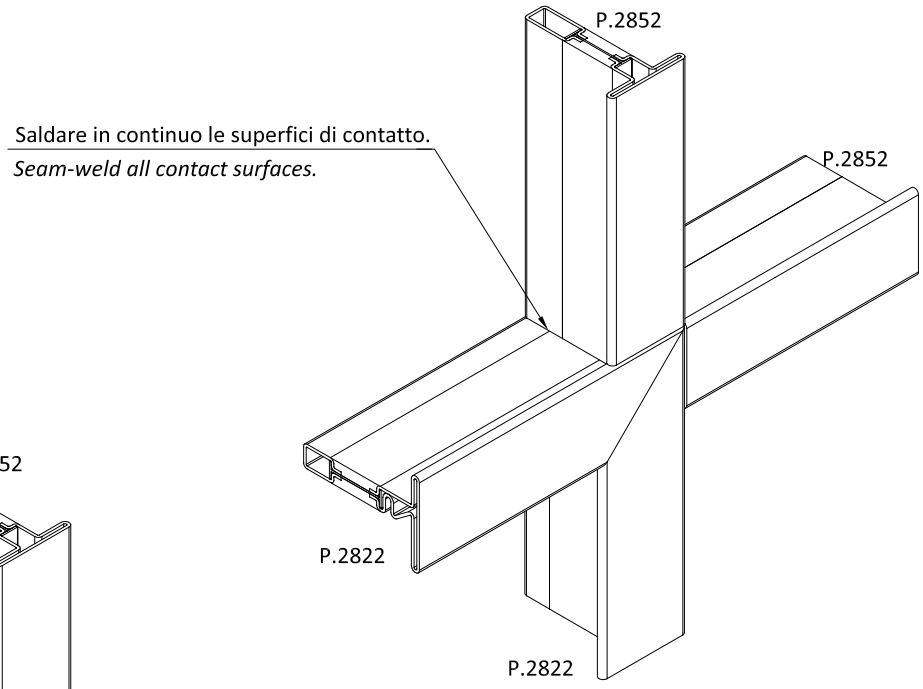


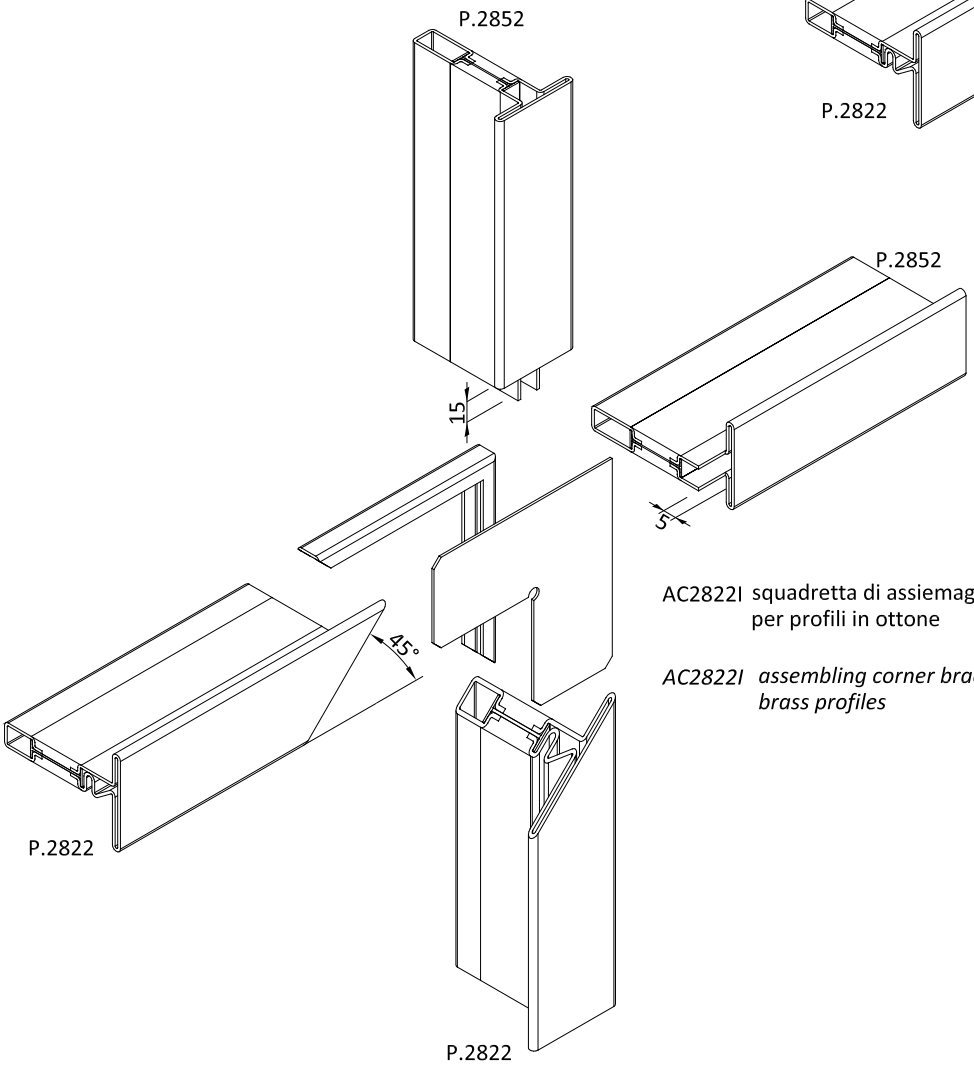


AC2822I squadretta di assiemaggio per profili in ottone

*AC2822I assembling corner brackets for brass profiles*

Linee guida valide per tutte le giunzioni
*Same installation guide for all profiles connection*

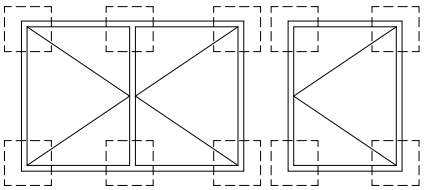

Acciaio zincato - Acciaio Corten - Acciaio inox
Saldare in continuo le superfici di contatto indicate

*Galvanised steel - Cor-ten steel - Stainless steel*
*Seam-weld the shown areas*

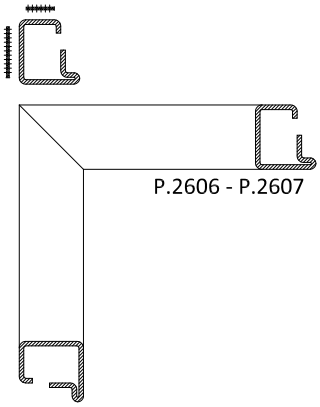


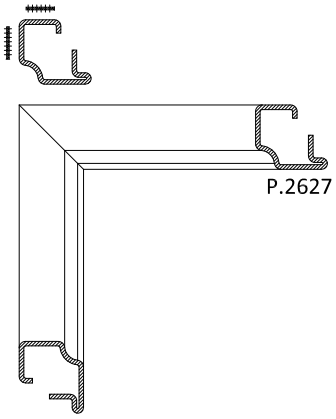


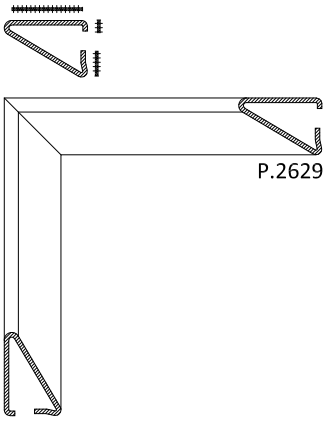


Ottone
Saldare a TIG a punti le zone indicate.

*Brass*
*Spot weld (TIG) the marked areas.*

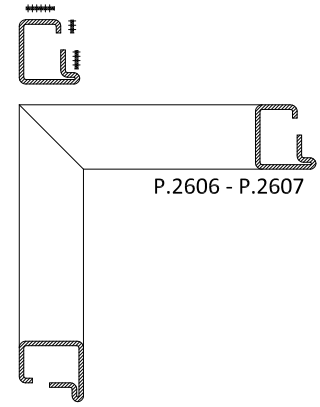


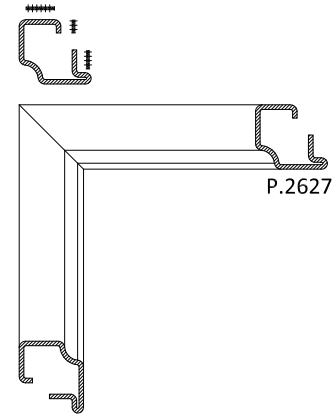


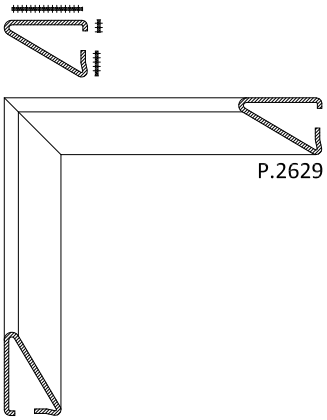

Cerniera centrale per H > 1300 mm
*Central hinge for H > 1300 mm*

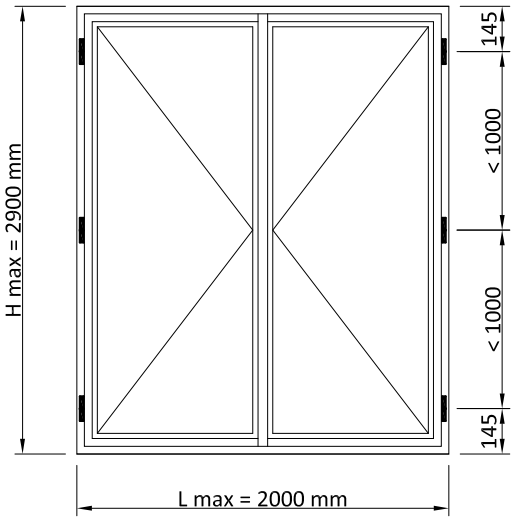


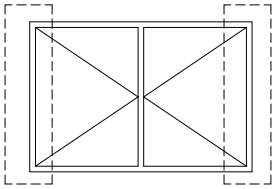

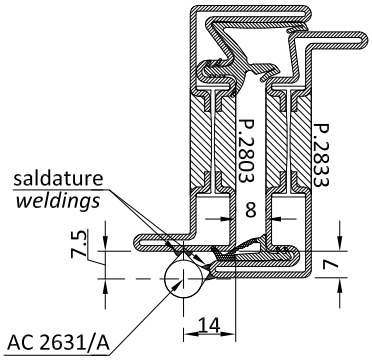


schema di fissaggio
AC 2631/A non registrabile
cerniera Ø 10
peso massimo anta 40 kg

*installation chart*
*AC2631/A non-adjustable*
*Ø 10 Hinge*
*Max leaf weight 40 kg*

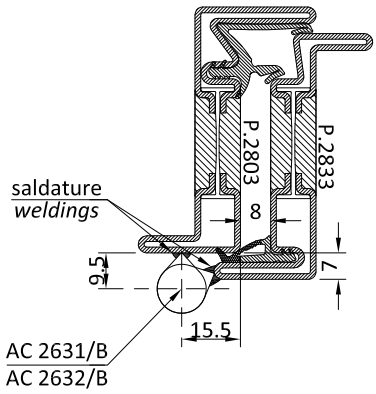


schema di fissaggio
AC 2631/B non registrabile
AC 2632/B registrabile in altezza
cerniera Ø 13
peso massimo anta 70 kg

*installation chart*
*AC2631/B non-adjustable*
*AC2632/B adjustable in height*
*Ø 13 Hinge*
*Max leaf weight 70 kg*

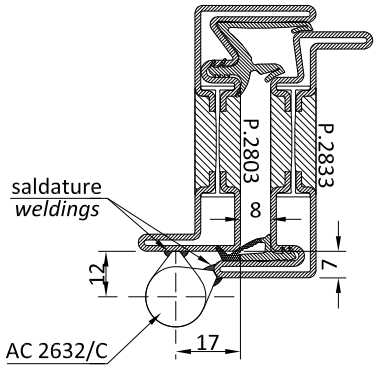


schema di fissaggio
AC 2632/C registrabile in altezza
cerniera Ø 16
peso massimo anta 80 kg

*installation chart*
*AC2632/C adjustable in height*
*Ø 16 hinge*
*Max leaf weight 80 kg*

Cerniera centrale per H > 1300 mm
*Central hinge for H > 1300 mm*

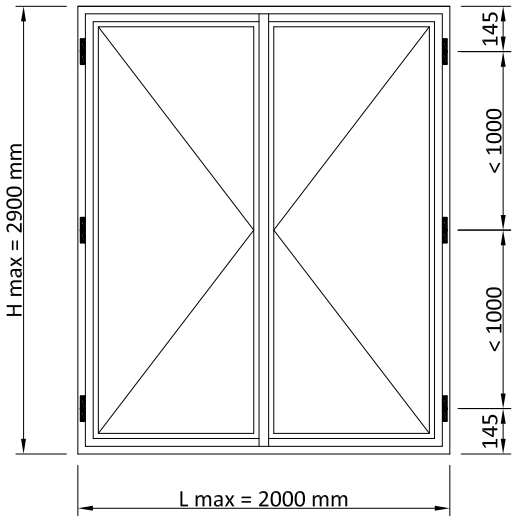


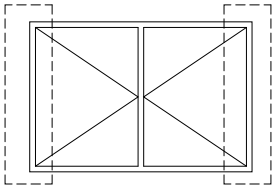

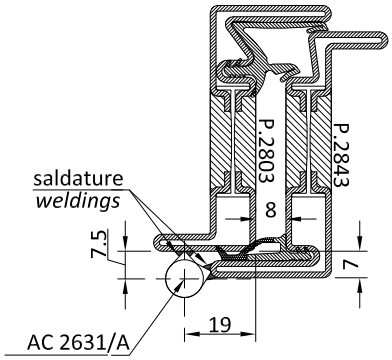


schema di fissaggio
AC 2631/A non registrabile
cerniera Ø 10
peso massimo anta 40 kg

*installation chart*
*AC2631/A non-adjustable*
*Ø 10 Hinge*
*Max leaf weight 40 kg*

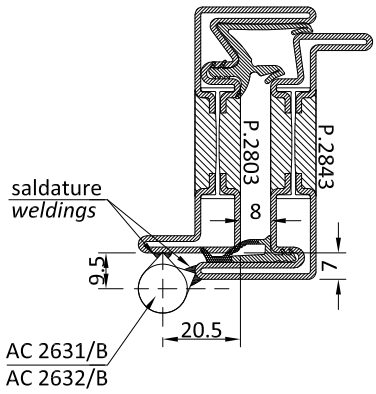


schema di fissaggio
AC 2631/B non registrabile
AC 2632/B registrabile in altezza
cerniera Ø 13
peso massimo anta 70 kg

*installation chart*
*AC2631/B non-adjustable*
*AC2632/B adjustable in height*
*Ø 13 Hinge*
*Max leaf weight 70 kg*

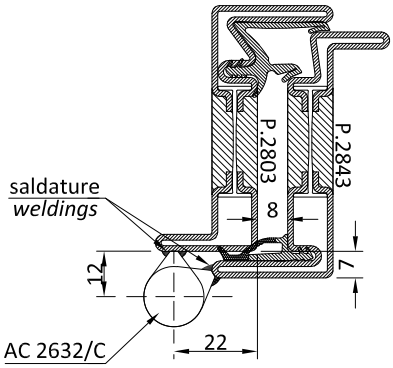


schema di fissaggio
AC 2632/C registrabile in altezza
cerniera Ø 16
peso massimo anta 80 kg

*installation chart*
*AC2632/C adjustable in height*
*Ø 16 hinge*
*Max leaf weight 80 kg*

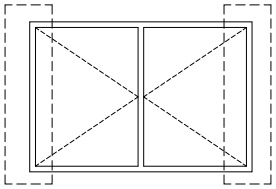

Cerniera centrale per H > 1300 mm
*Central hinge for H > 1300 mm*

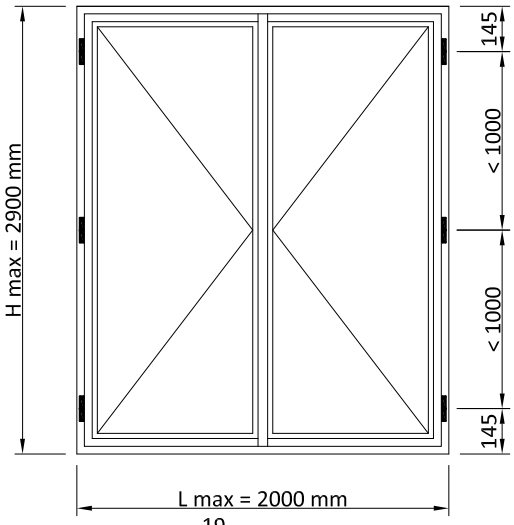


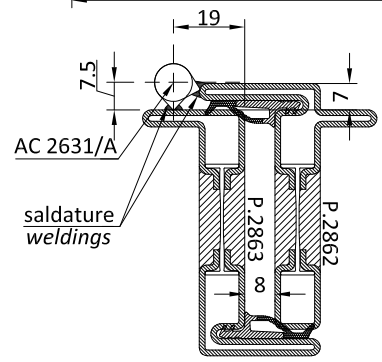


schema di fissaggio
AC 2631/A non registabile
cerniera Ø 10
peso massimo anta 40 kg

*installation chart*
*AC2631/A non-adjustable*
*Ø 10 Hinge*
*Max leaf weight 40 kg*

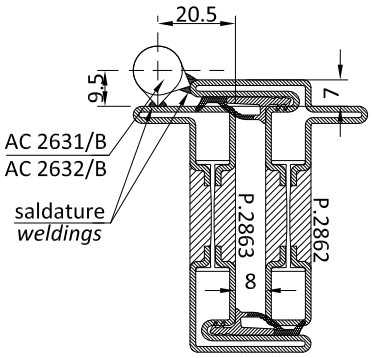


schema di fissaggio
AC 2631/B non registabile
AC 2632/B registrabile in altezza
cerniera Ø 13
peso massimo anta 70 kg

*installation chart*
*AC2631/B non-adjustable*
*AC2632/B adjustable in height*
*Ø 13 Hinge*
*Max leaf weight 70 kg*

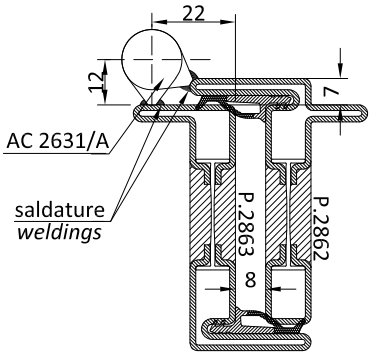


schema di fissaggio
AC 2632/C registrabile in altezza
cerniera Ø 16
peso massimo anta 80 kg

*installation chart*
*AC2632/C adjustable in height*
*Ø 16 hinge*
*Max leaf weight 80 kg*

1) Eseguire i fori come da disegno (lavorazione effettuabile con maschera AT2618).

2) Posizionare lo scarico acqua e sigillare fissare con viti in dotazione Inox A2.

3) Posizionare la guarnizione di giunto centrale e gli angoli vulcanizzati, incollare gli angoli alla guarnizione a mezzo di colla ciano-acrilica.

4) Sigillare per tutta la lunghezza la base inferiore e per 150 mm in altezza il telaio.

*1) Drill the holes as shown in the diagram (using jig AT2618).*

*2) Position the water drain, seal and secure with the supplied A2 stainless screw.*

*3) Position the central weather strip and vulcanised corner, glue the corners to the weathers strip using cyanoacrylate glue.*

*4) seal the entire lower base of the frame and vertically for 150 mm*

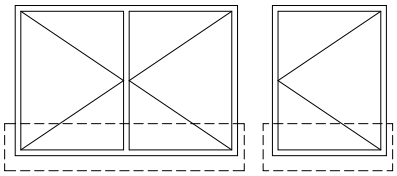

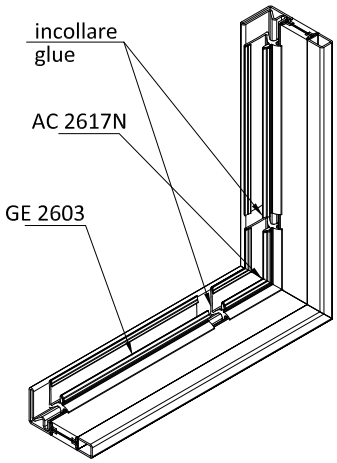


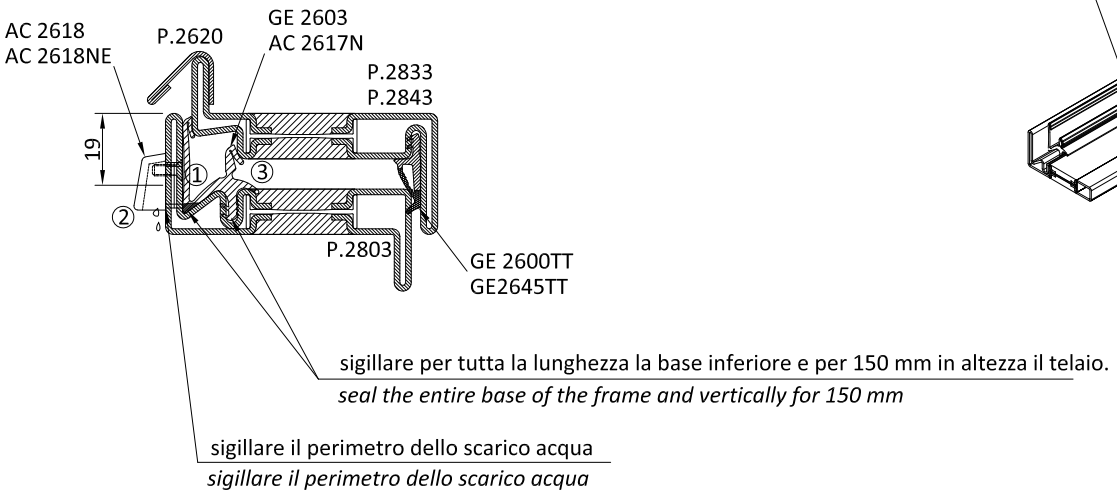


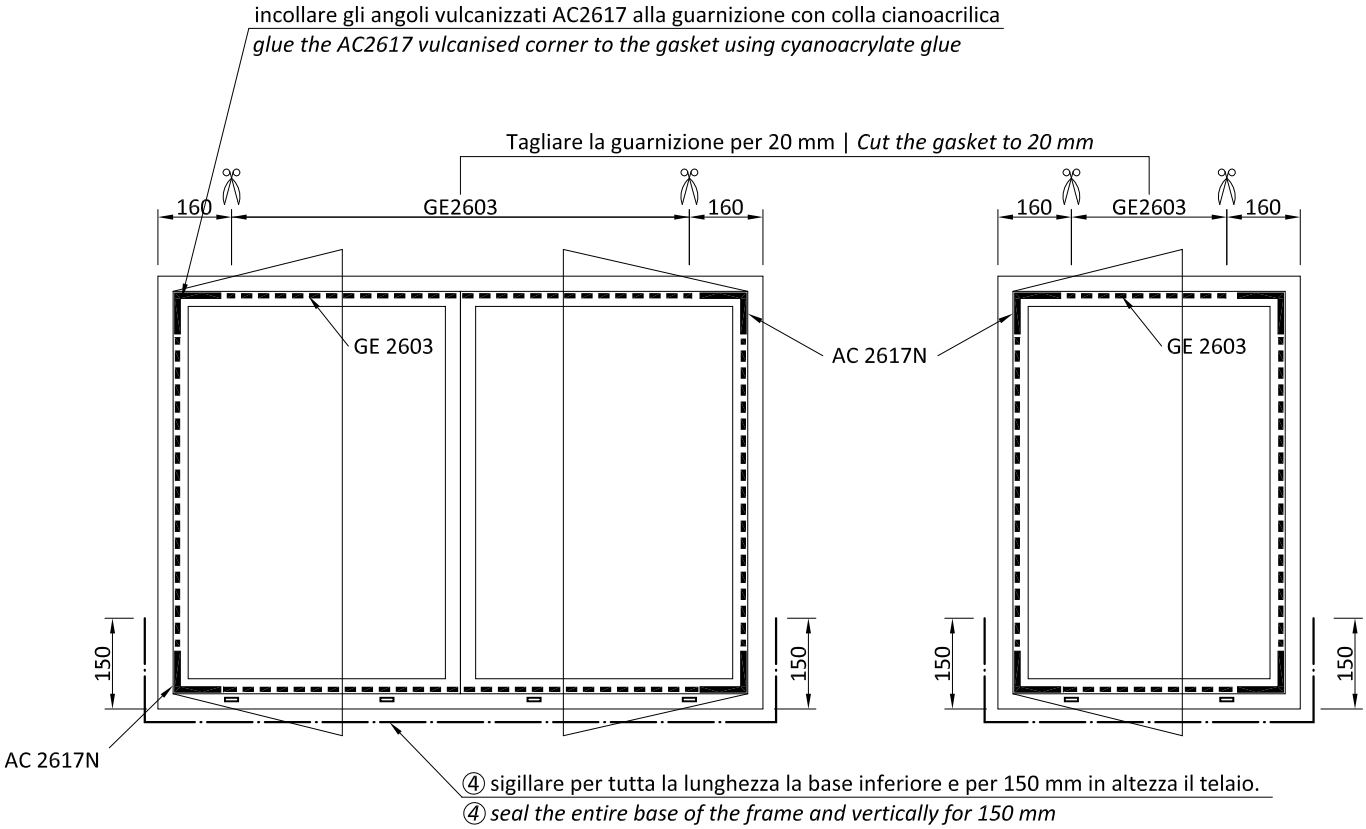

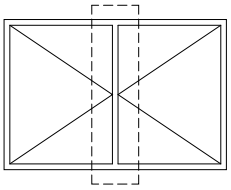

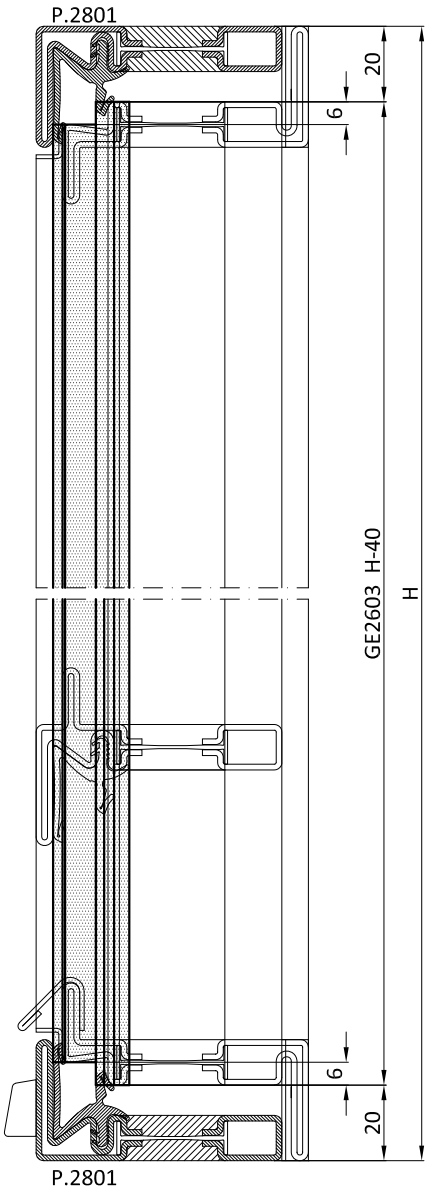
P.2801
20
6
GE2603 H-40
H
6
20
P.2801

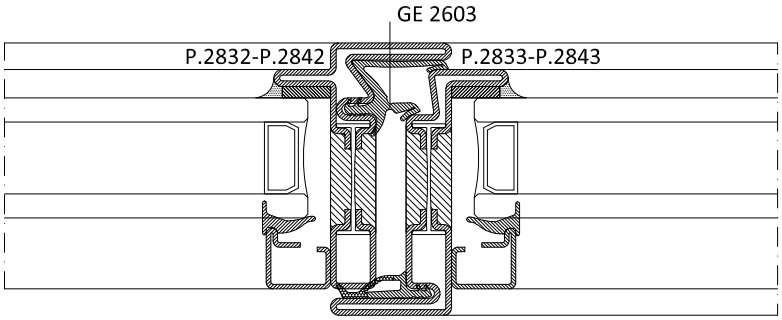
GE 2603
P.2832-P.2842
P.2833-P.2843



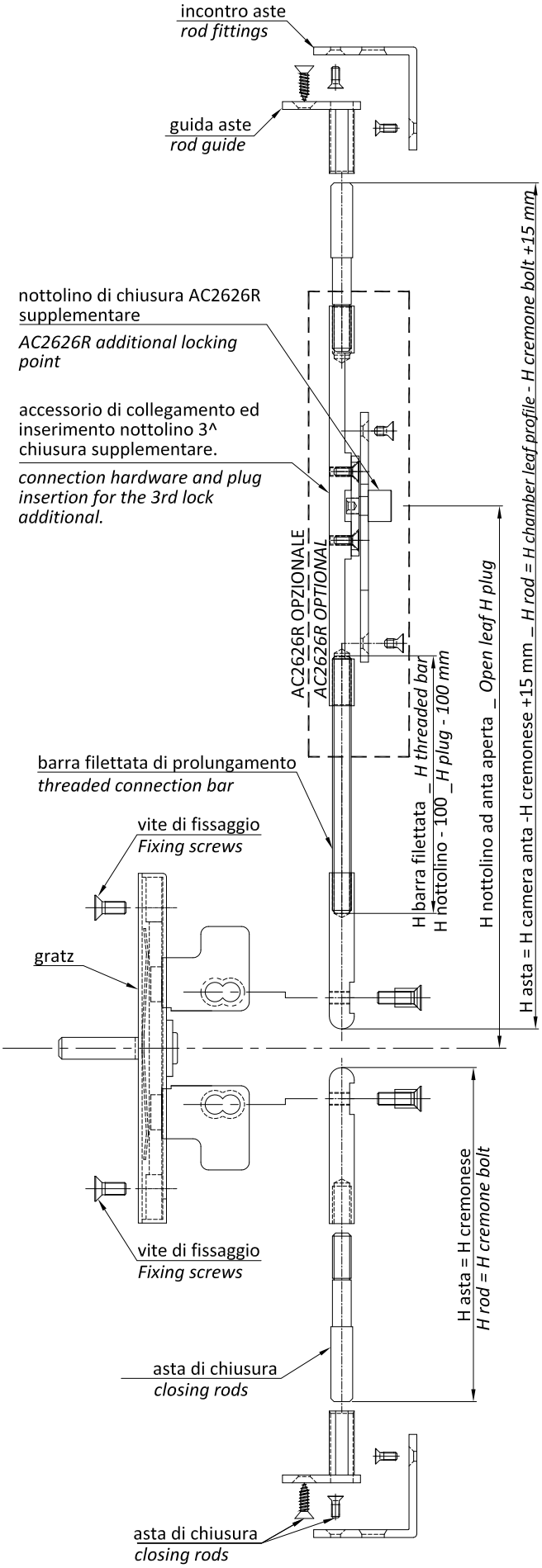


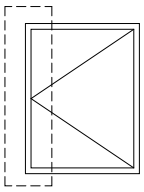

1) Avvitare le aste di chiusura agli accessori di collegamento.

2) Inserire le aste negli spacchi predisposti agli angoli dell'anta.

3) Inserire e fissare il GRATZ all'anta.

4) Fissare le aste di chiusura al GRATZ con viti M4 in dotazione.

5) Inserire gli accessori guida aste negli spacchi predisposti e fissati all'anta.

6) Fissare gli incontri al telaio.

*1) Screw the closing rods to the connection fittings.*

*2) Insert the rods into the slits on the leaf corners.*

*3) Insert the "GRATZ" mechanism into the leaf and secure.*

*4) Secure the closing rods to the "GRATZ" mechanism using the M4 screws.*

*5) Insert the rod guides into the slits and fix them to the leaf.*

*6) Secure the fittings to the frame.*

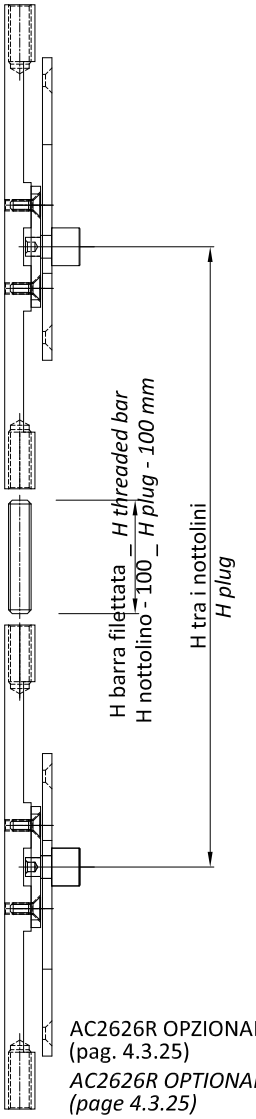


AC2626R OPZIONALE
(pag. 4.3.25)
*AC2626R OPTIONAL*
*(page 4.3.25)*

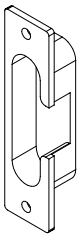

AC2626R incontro 3^ chiusura
OPZIONALE
*AC2626R 3rd lock strike plate*
*OPTIONAL*

N.B. prevedere un punto di chiusura ogni 1000 mm max.

*Attn. Consider one locking point every 1000 mm max.*

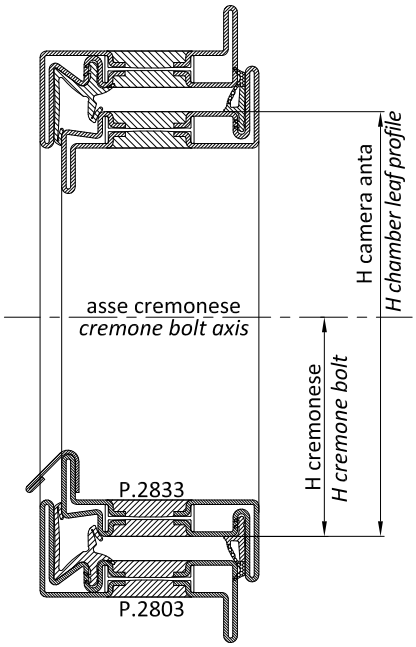

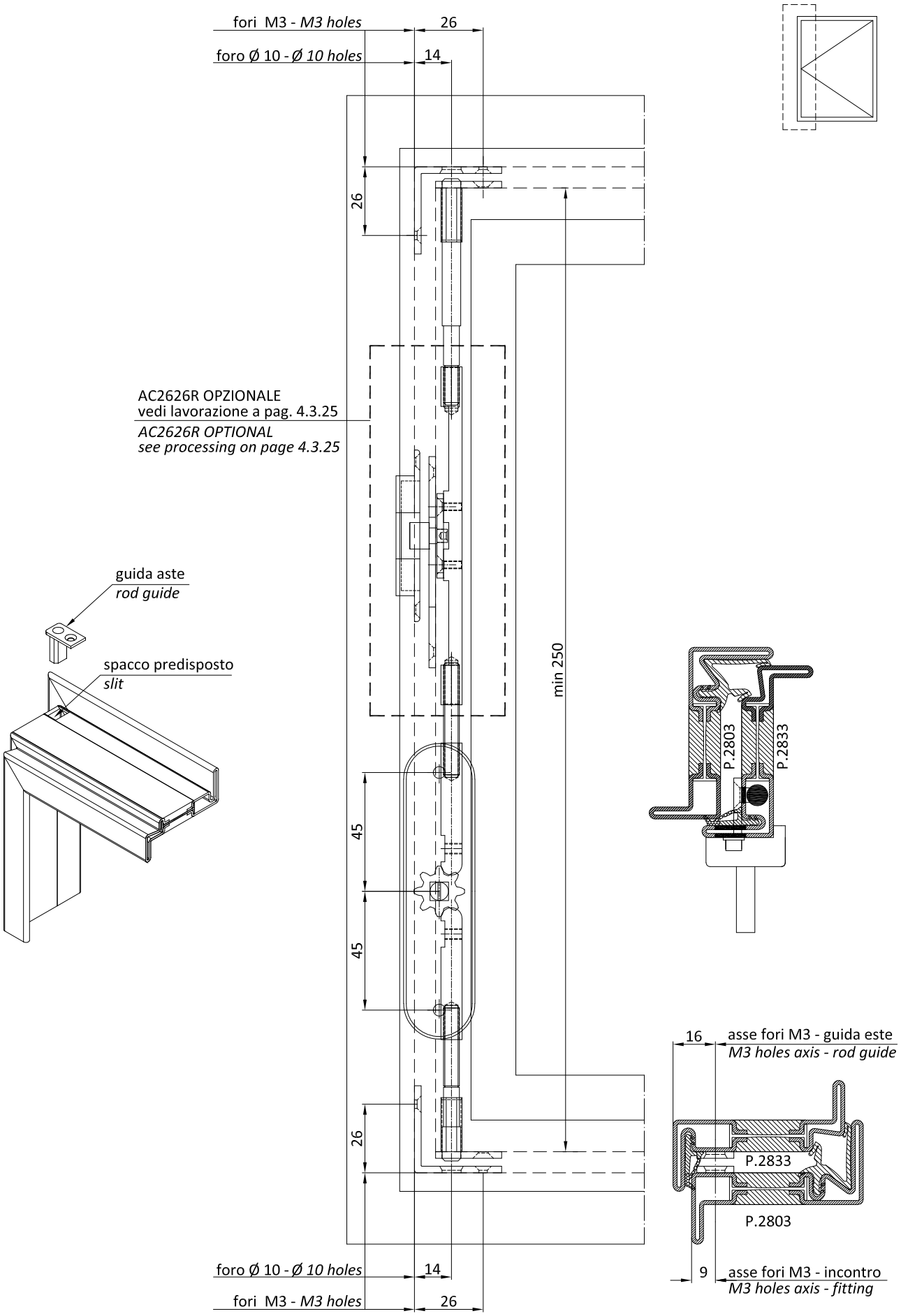
fori M3 - *M3 holes*
26
foro Ø 10 - *Ø 10 holes*
14
26
AC2626R OPZIONALE
vedi lavorazione a pag. 4.3.25
*AC2626R OPTIONAL*
*see processing on page 4.3.25*
guida aste
*rod guide*
spacco predisposto
*slit*
min 250
P.2803
P.2833
45
45
26
16
asse fori M3 - guida este
*M3 holes axis - rod guide*
P.2833
P.2803
9
asse fori M3 - incontro
*M3 holes axis - fitting*
foro Ø 10 - *Ø 10 holes*
14
fori M3 - *M3 holes*
26

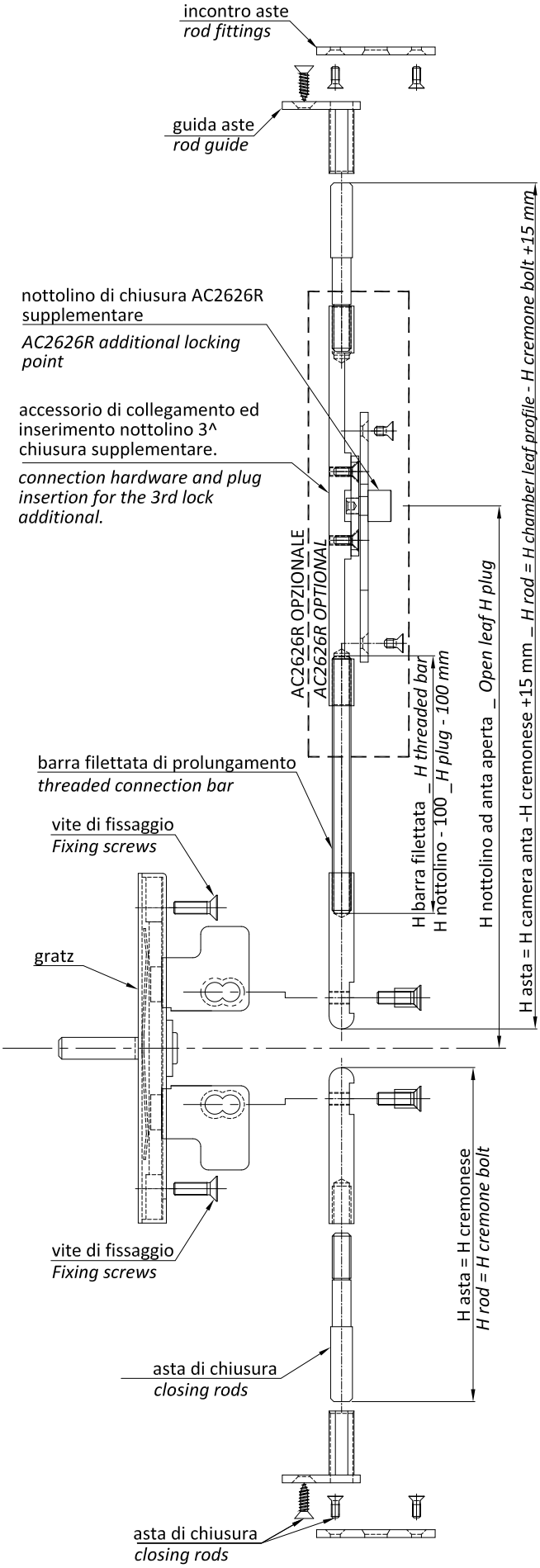


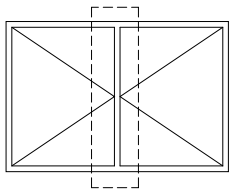

1) Avvitare le aste di chiusura agli accessori di collegamento.

2) Inserire le aste negli spacchi predisposti agli angoli dell'anta.

3) Inserire e fissare il GRATZ all'anta.

4) Fissare le aste di chiusura al GRATZ con viti M4 in dotazione.

5) Inserire gli accessori guida aste negli spacchi predisposti e fissati all'anta.

6) Fissare gli incontri al telaio.

*1) Screw the closing rods to the connection fittings.*

*2) Insert the rods into the slits on the leaf corners.*

*3) Insert the "GRATZ" mechanism into the leaf and secure.*

*4) Secure the closing rods to the "GRATZ" mechanism using the M4 screws.*

*5) Insert the rod guides into the slits and fix them to the leaf.*

*6) Secure the fittings to the frame.*

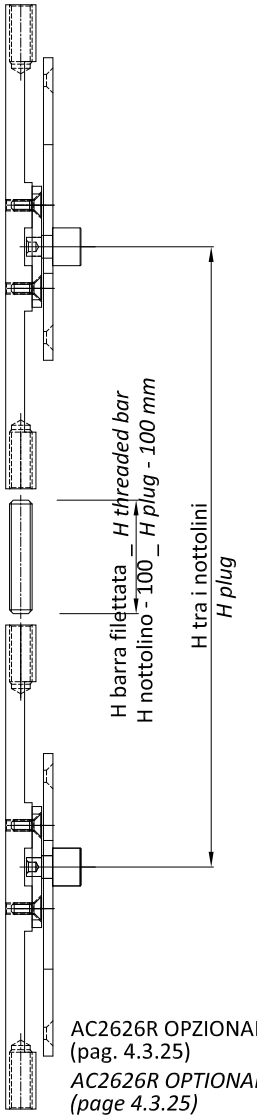


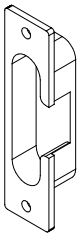

AC2626R incontro 3^ chiusura OPZIONALE
*AC2626R 3rd lock strike plate OPTIONAL*

N.B. prevedere un punto di chiusura ogni 1000 mm max.

*Attn. Consider one locking point every 1000 mm max.*

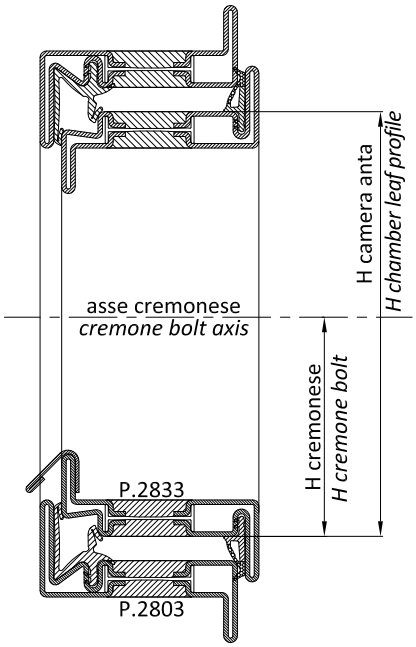

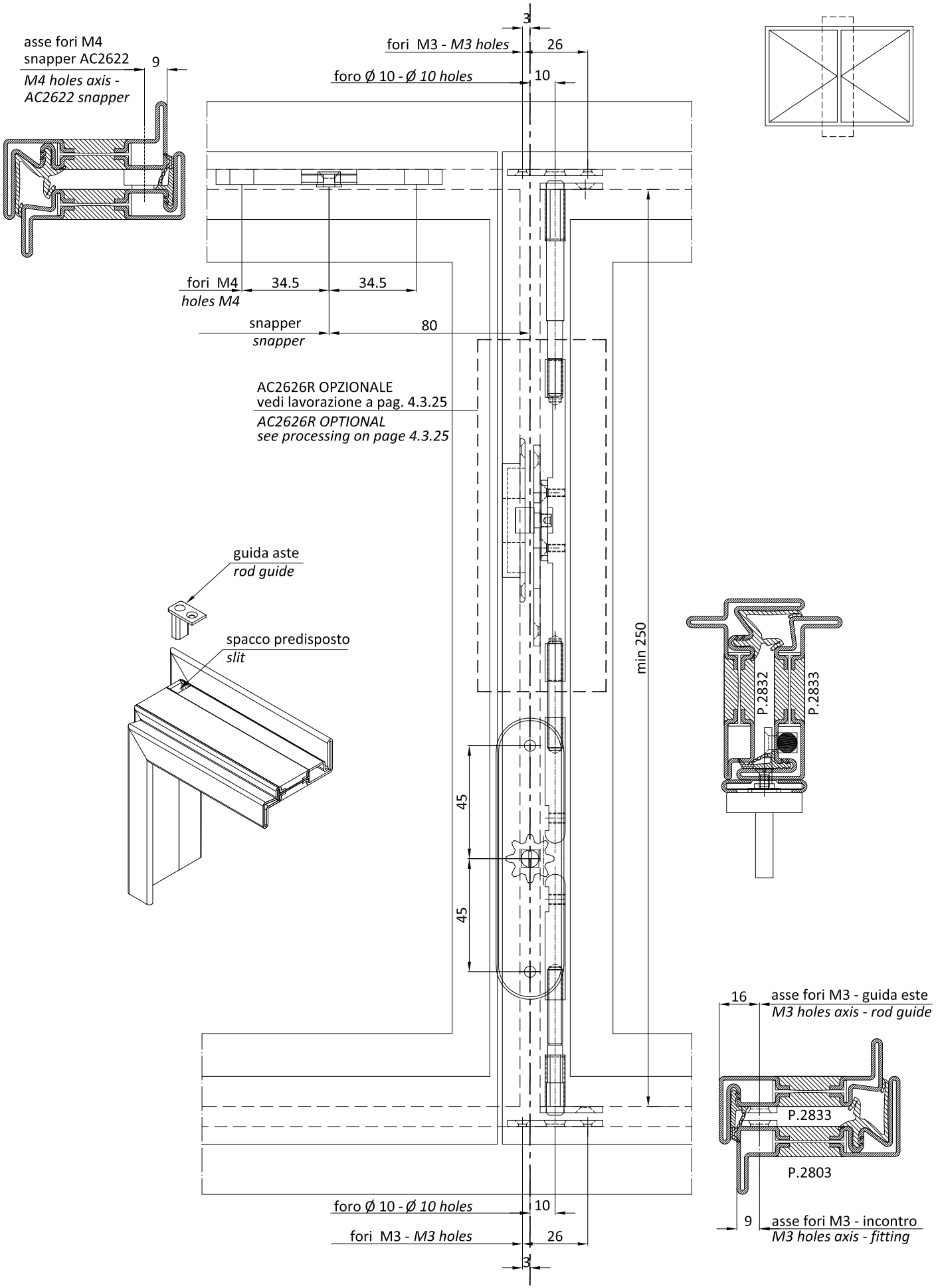
asse fori M4
snapper AC2622
M4 holes axis -
AC2622 snapper
9
3
fori M3 - M3 holes
26
foro Ø 10 - Ø 10 holes
10
fori M4
holes M4
34.5
34.5
snapper
snapper
80
AC2626R OPZIONALE
vedi lavorazione a pag. 4.3.25
AC2626R OPTIONAL
see processing on page 4.3.25
guida aste
rod guide
spacco predisposto
slit
min 250
P.2832
P.2833
45
45
16
asse fori M3 - guida este
M3 holes axis - rod guide
P.2833
P.2803
9
asse fori M3 - incontro
M3 holes axis - fitting
foro Ø 10 - Ø 10 holes
10
fori M3 - M3 holes
26
3

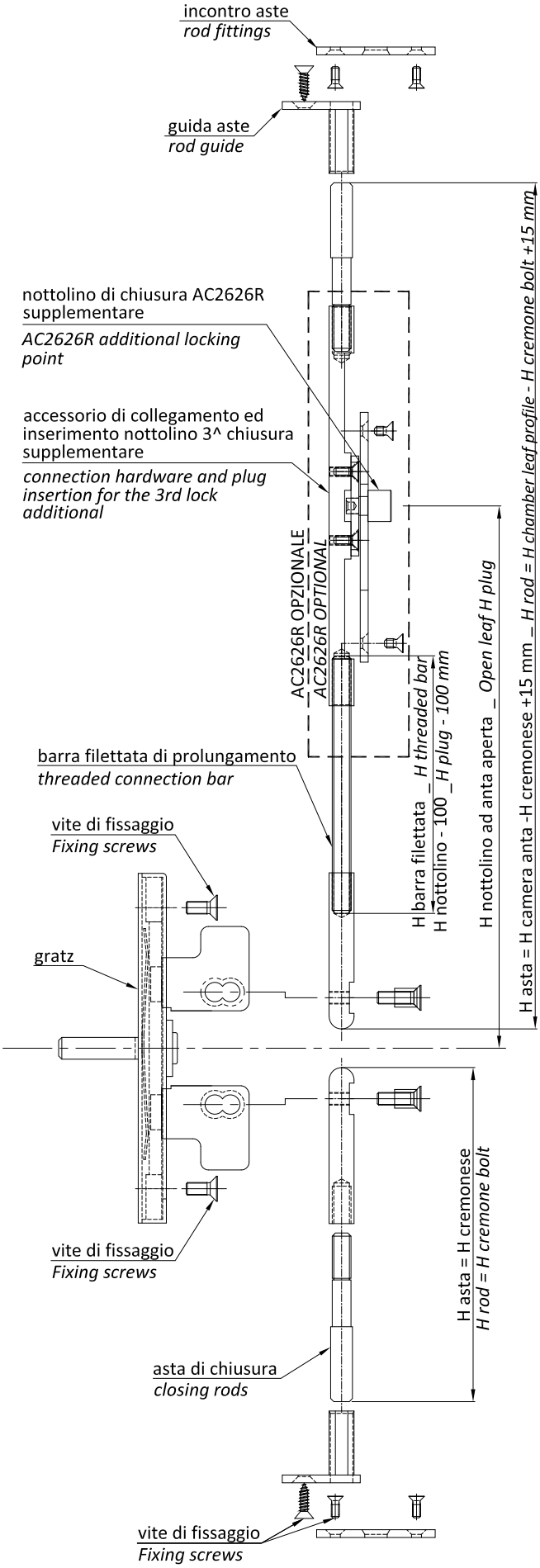


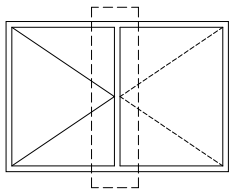

1) Avvitare le aste di chiusura agli accessori di collegamento

2) Inserire le aste negli spacchi predisposti agli angoli dell'anta

3) Inserire e fissare il GRATZ all'anta

4) Fissare le aste di chiusura al GRATZ con viti M4 in dotazione

5) Inserire gli accessori guida aste negli spacchi predisposti e fissati all'anta

6) Fissare gli incontri al telaio

*1) Screw the closing rods to the connection fittings*

*2) Insert the rods into the slits on the leaf corners*

*3) Insert the "GRATZ" mechanism into the leaf and secure*

*4) Secure the closing rods to the "GRATZ" mechanism using the M4 screws*

*5) Insert the rod guides into the slits and fix them to the leaf*

*6) Secure the fittings to the frame*

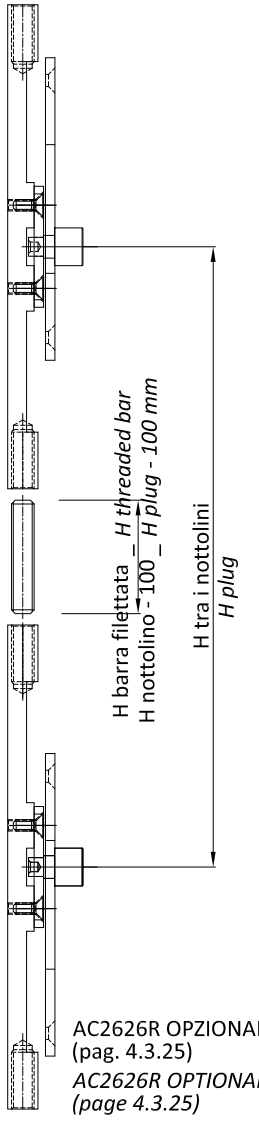


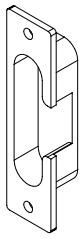

AC2626R incontro 3^ chiusura OPZIONALE
*AC2626R 3rd lock strike plate OPTIONAL*

N.B. prevedere un punto di chiusura ogni 1000 mm max.

*Attn. Consider one locking point every 1000 mm max*

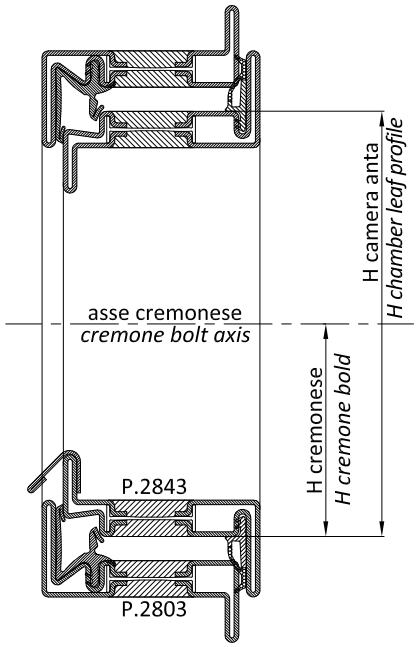

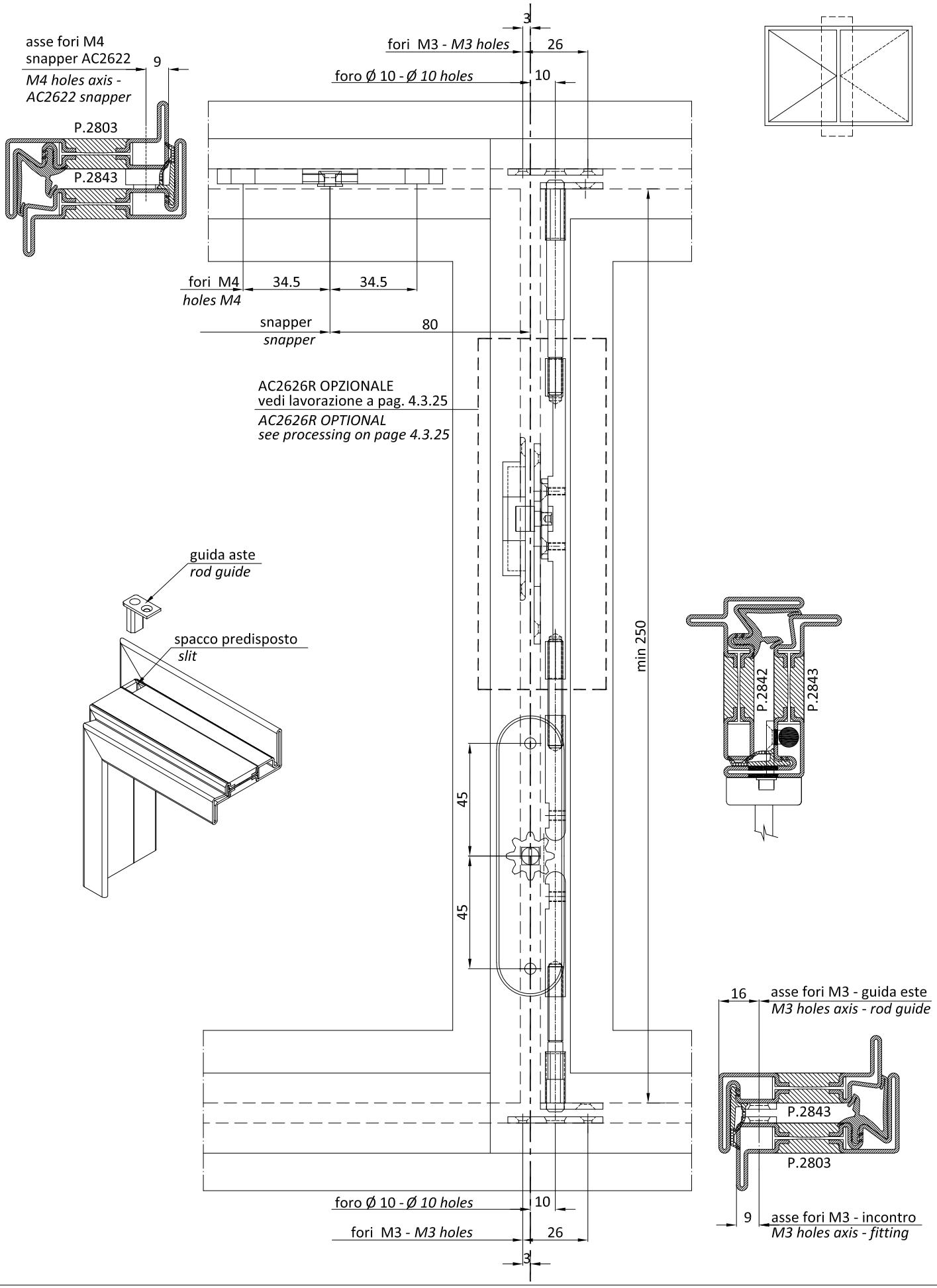
asse fori M4
snapper AC2622
M4 holes axis -
AC2622 snapper
9
P.2803
P.2843
3
fori M3 - M3 holes
26
foro Ø 10 - Ø 10 holes
10
fori M4
holes M4
34.5
34.5
snapper
snapper
80
AC2626R OPZIONALE
vedi lavorazione a pag. 4.3.25
AC2626R OPTIONAL
see processing on page 4.3.25
guida aste
rod guide
spacco predisposto
slit
min 250
P.2842
P.2843
45
45
16
asse fori M3 - guida este
M3 holes axis - rod guide
P.2843
P.2803
9
asse fori M3 - incontro
M3 holes axis - fitting
foro Ø 10 - Ø 10 holes
10
fori M3 - M3 holes
26
3

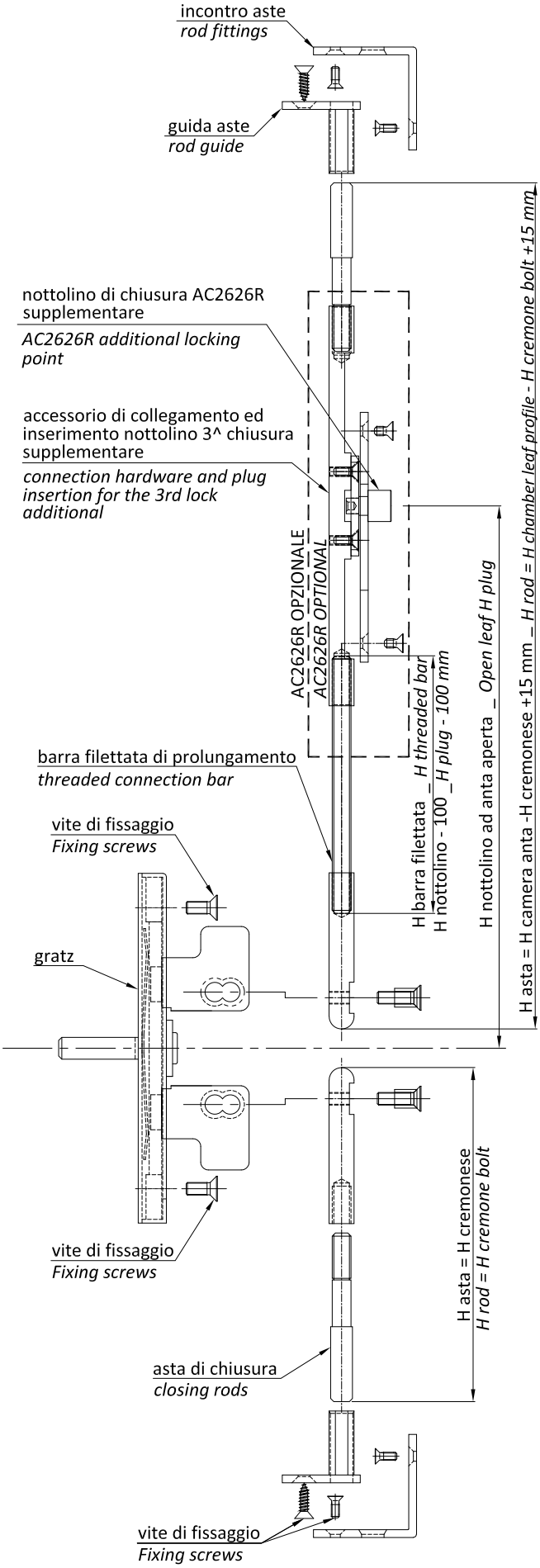


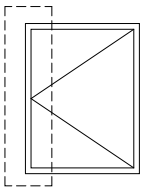

1) Avvitare le aste di chiusura agli accessori di collegamento

2) Inserire le aste negli spacchi predisposti agli angoli dell'anta

3) Inserire e fissare il GRATZ all'anta

4) Fissare le aste di chiusura al GRATZ con viti M4 in dotazione

5) Inserire gli accessori guida aste negli spacchi predisposti e fissati all'anta

6) Fissare gli incontri al telaio

*1) Screw the closing rods to the connection fittings*

*2) Insert the rods into the slits on the leaf corners*

*3) Insert the "GRATZ" mechanism into the leaf and secure*

*4) Secure the closing rods to the "GRATZ" mechanism using the M4 screws*

*5) Insert the rod guides into the slits and fix them to the leaf*

*6) Secure the fittings to the frame*

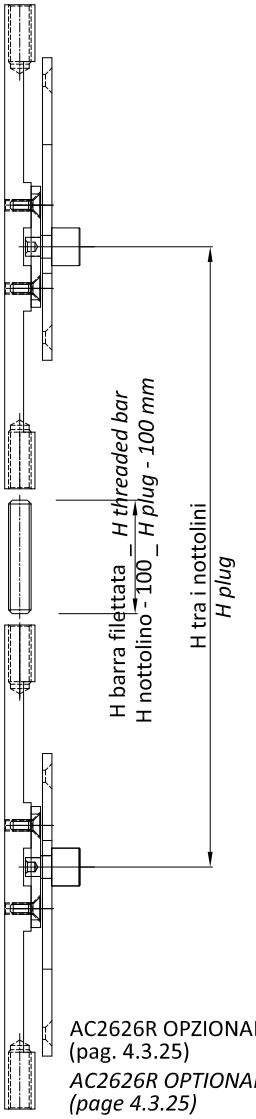


AC2626R OPZIONALE
(pag. 4.3.25)
*AC2626R OPTIONAL*
*(page 4.3.25)*

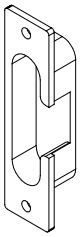

AC2626R incontro 3^ chiusura OPZIONALE
*AC2626R 3rd lock strike plate OPTIONAL*

N.B. prevedere un punto di chiusura ogni 1000 mm max.

*Attn. Consider one locking point every 1000 mm max*

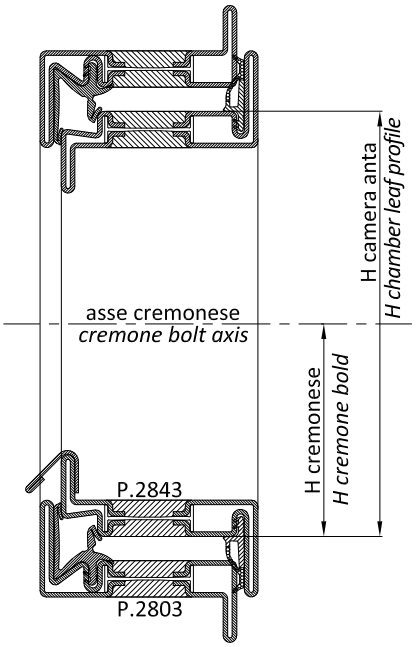

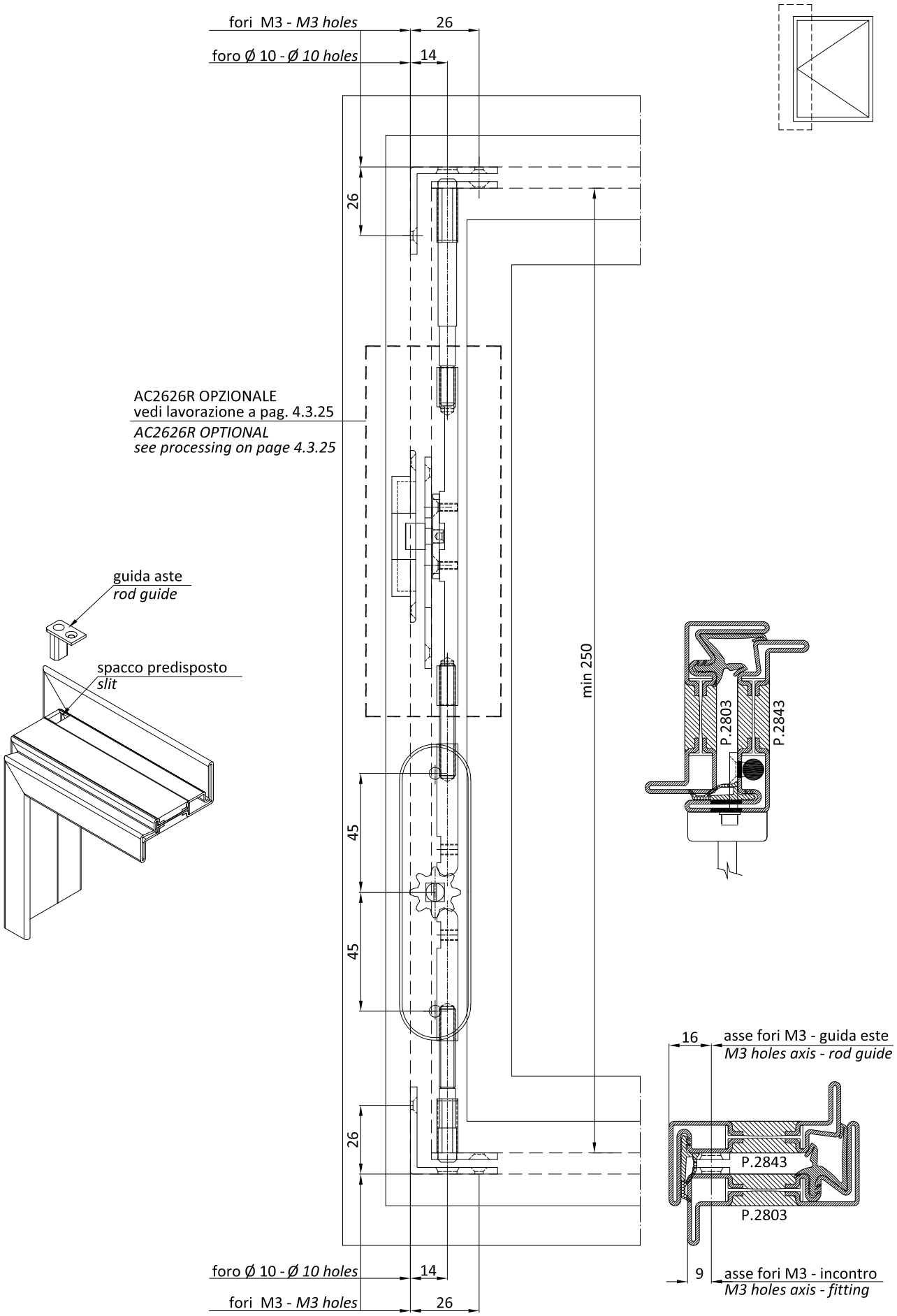
fori M3 - *M3 holes*
26
foro Ø 10 - *Ø 10 holes*
14
26
AC2626R OPZIONALE
vedi lavorazione a pag. 4.3.25
*AC2626R OPTIONAL*
*see processing on page 4.3.25*
guida aste
*rod guide*
spacco predisposto
*slit*
min 250
P.2803
P.2843
45
45
26
16
asse fori M3 - guida este
*M3 holes axis - rod guide*
P.2843
P.2803
9
asse fori M3 - incontro
*M3 holes axis - fitting*
foro Ø 10 - *Ø 10 holes*
14
fori M3 - *M3 holes*
26

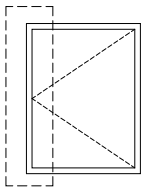

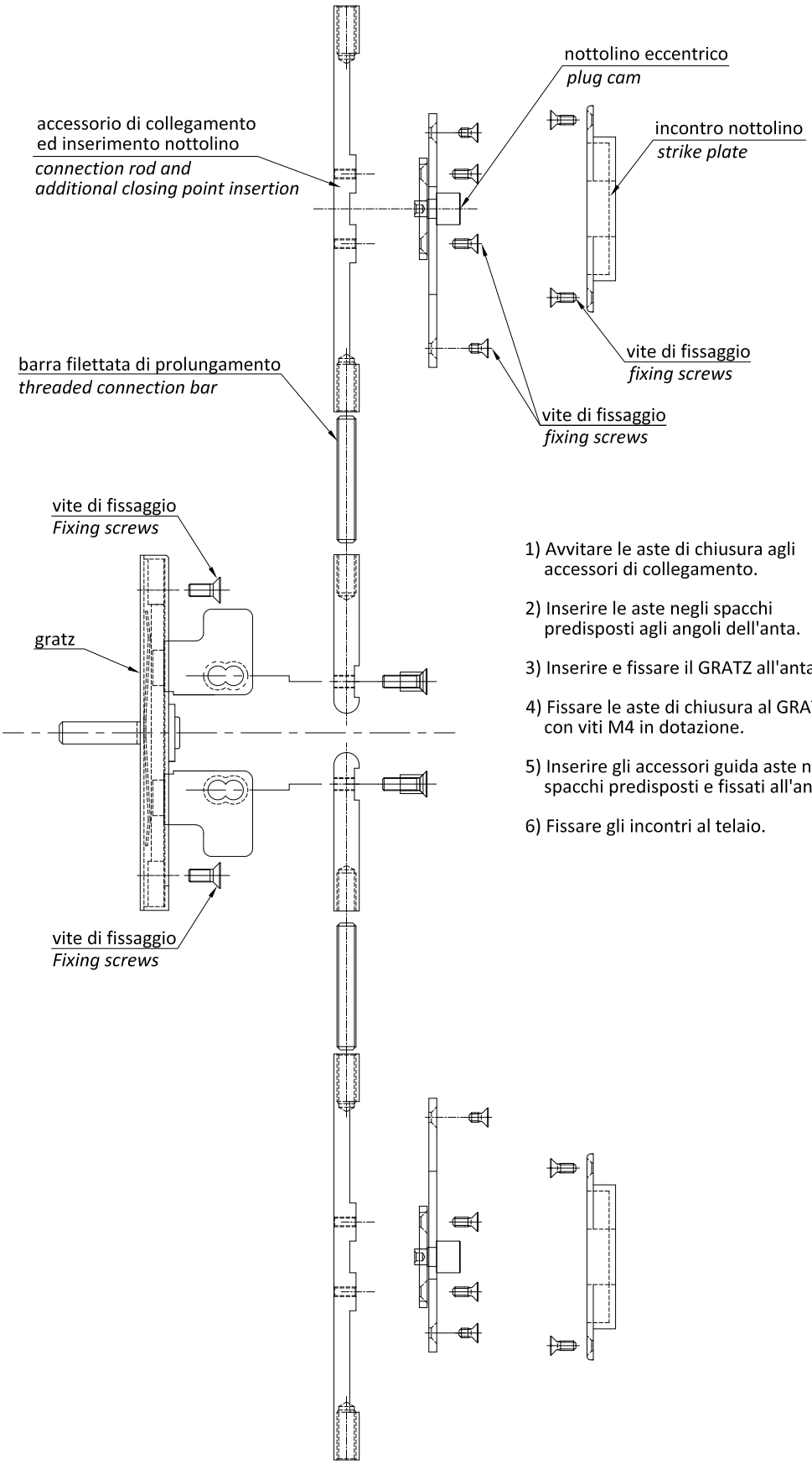


1) Avvitare le aste di chiusura agli accessori di collegamento.

2) Inserire le aste negli spacchi predisposti agli angoli dell'anta.

3) Inserire e fissare il GRATZ all'anta.

4) Fissare le aste di chiusura al GRATZ con viti M4 in dotazione.

5) Inserire gli accessori guida aste negli spacchi predisposti e fissati all'anta.

6) Fissare gli incontri al telaio.

*1) Screw the closing rods to the connection fittings.*

*2) Insert the rods into the slits on the leaf corners.*

*3) Insert the "GRATZ" mechanism into the leaf and secure.*

*4) Secure the closing rods to the "GRATZ" mechanism using the M4 screws.*

*5) Insert the rod guides into the slits and fix them to the leaf.*

*6) Secure the fittings to the frame.*

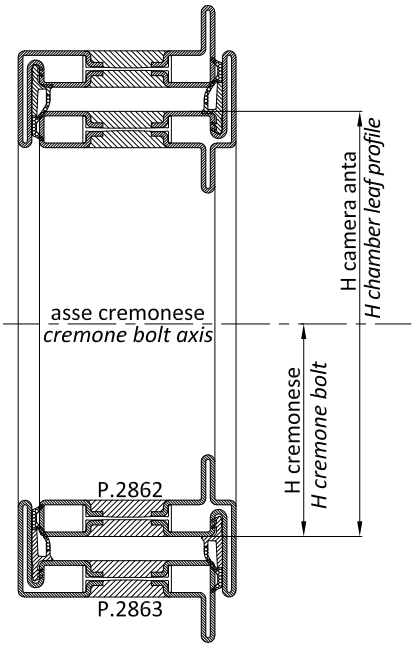

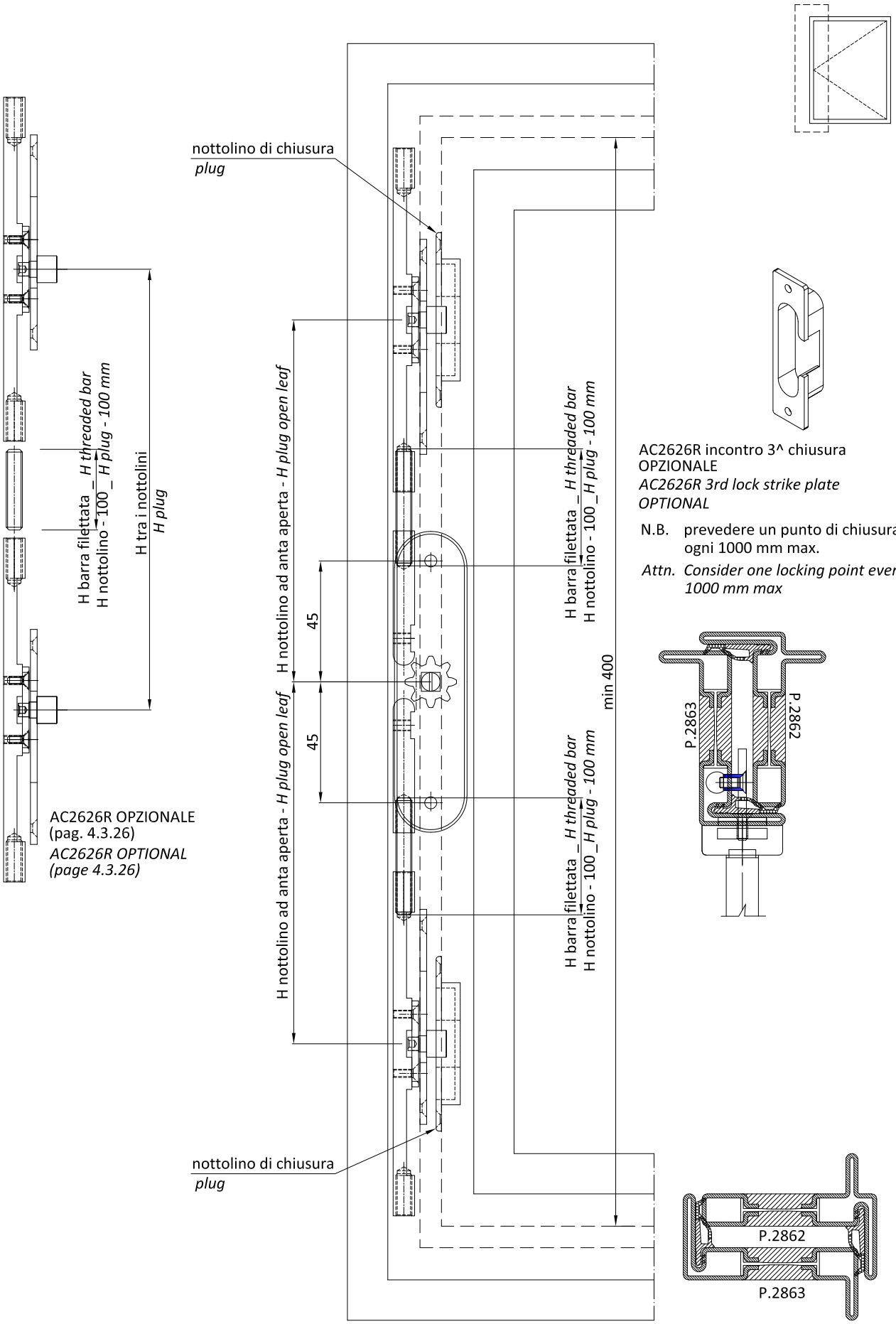
nottolino di chiusura
*plug*
H barra filettata _ *H threaded bar*
H nottolino - 100 _ *H plug - 100 mm*
H tra i nottolini
*H plug*
H nottolino ad anta aperta - *H plug open leaf*
45
45
H nottolino ad anta aperta - *H plug open leaf*
H barra filettata _ *H threaded bar*
H nottolino - 100 _ *H plug - 100 mm*
min 400
H barra filettata _ *H threaded bar*
H nottolino - 100 _ *H plug - 100 mm*
nottolino di chiusura
*plug*
AC2626R OPZIONALE
(pag. 4.3.26)
*AC2626R OPTIONAL*
*(page 4.3.26)*
AC2626R incontro 3^ chiusura
OPZIONALE
*AC2626R 3rd lock strike plate*
*OPTIONAL*
N.B. prevedere un punto di chiusura ogni 1000 mm max.
*Attn. Consider one locking point every 1000 mm max*
P.2863
P.2862
P.2862
P.2863

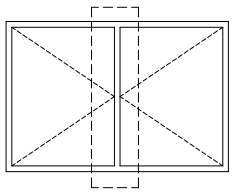

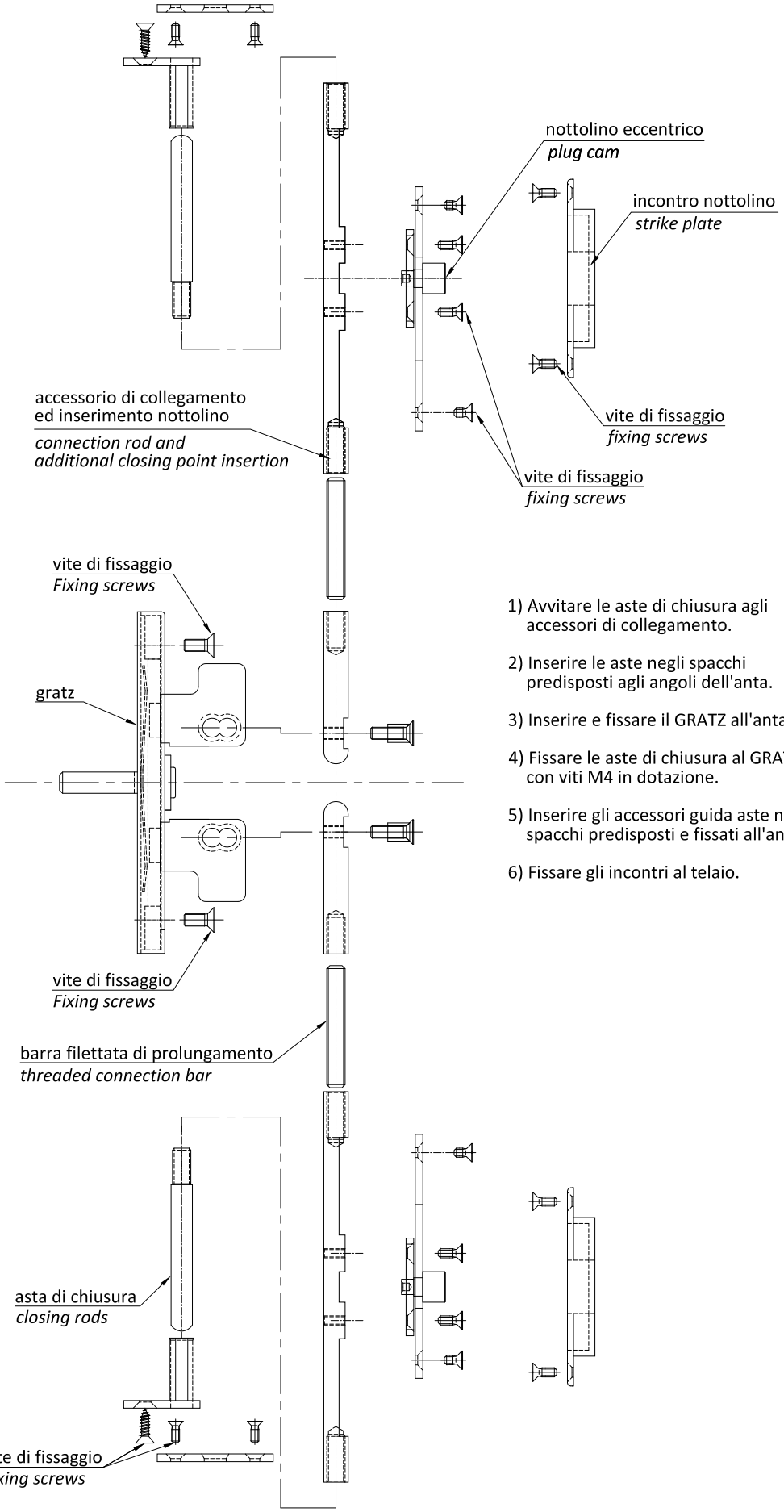


1) Avvitare le aste di chiusura agli accessori di collegamento.

2) Inserire le aste negli spacchi predisposti agli angoli dell'anta.

3) Inserire e fissare il GRATZ all'anta.

4) Fissare le aste di chiusura al GRATZ con viti M4 in dotazione.

5) Inserire gli accessori guida aste negli spacchi predisposti e fissati all'anta.

6) Fissare gli incontri al telaio.

*1) Screw the closing rods to the connection fittings.*

*2) Insert the rods into the slits on the leaf corners.*

*3) Insert the "GRATZ" mechanism into the leaf and secure.*

*4) Secure the closing rods to the "GRATZ" mechanism using the M4 screws.*

*5) Insert the rod guides into the slits and fix them to the leaf.*

*6) Secure the fittings to the frame.*

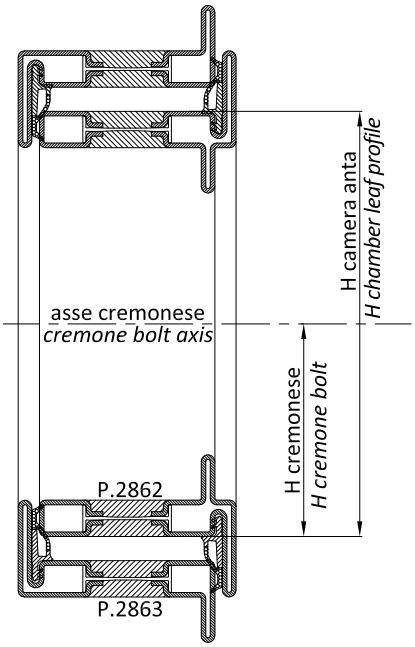

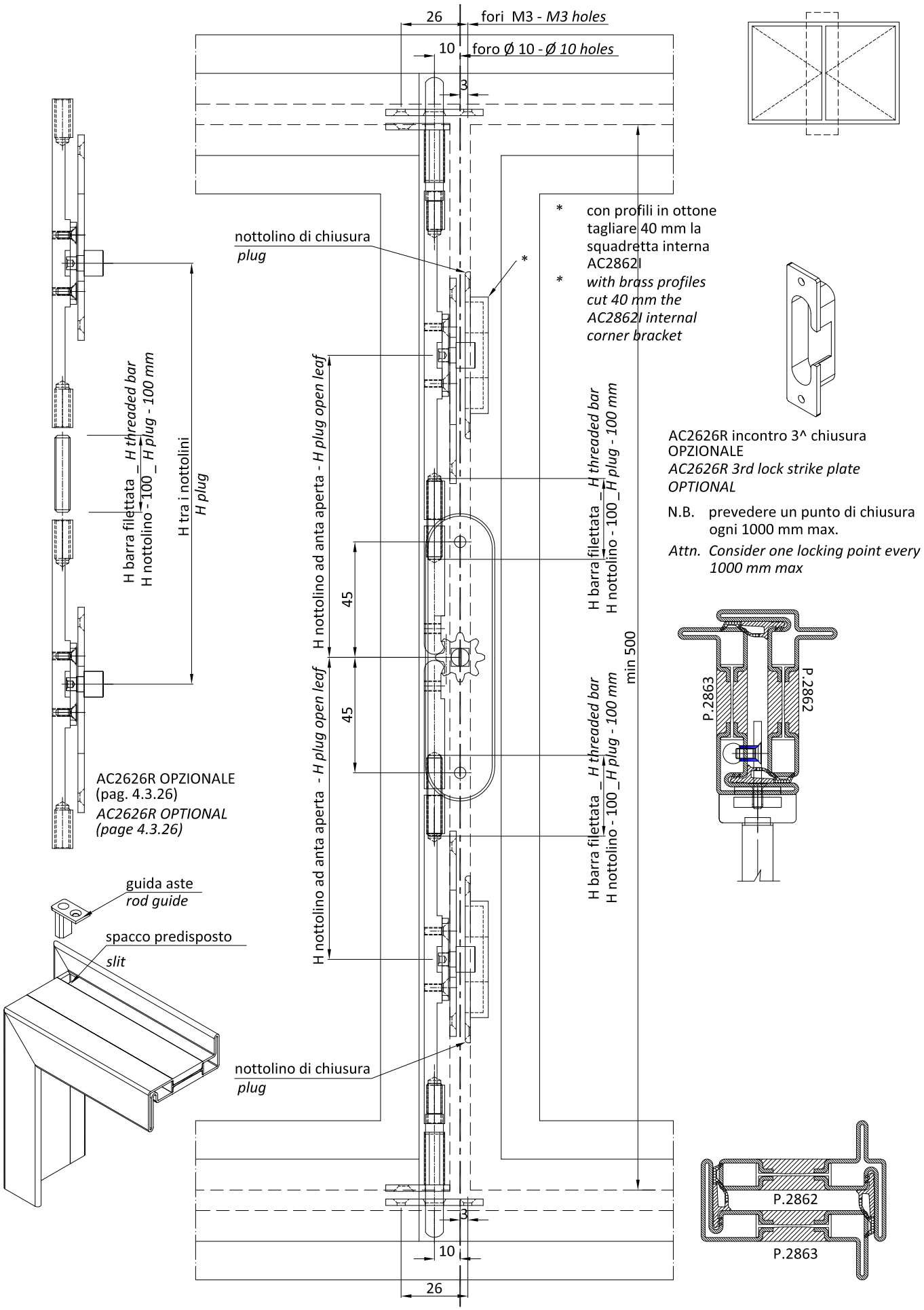
26
fori M3 - *M3 holes*
10
foro Ø 10 - *Ø 10 holes*
3
nottolino di chiusura
*plug*
*
* con profili in ottone tagliare 40 mm la squadretta interna AC2862I
* *with brass profiles cut 40 mm the AC2862I internal corner bracket*
H barra filettata _ *H threaded bar*
H nottolino - 100 _ *H plug - 100 mm*
H tra i nottolini
*H plug*
H nottolino ad anta aperta - *H plug open leaf*
45
45
min 500
AC2626R incontro 3^ chiusura OPZIONALE
*AC2626R 3rd lock strike plate OPTIONAL*
N.B. prevedere un punto di chiusura ogni 1000 mm max.
*Attn. Consider one locking point every 1000 mm max*
P.2863
P.2862
AC2626R OPZIONALE (pag. 4.3.26)
*AC2626R OPTIONAL (page 4.3.26)*
guida aste
*rod guide*
spacco predisposto
*slit*
nottolino di chiusura
*plug*
P.2862
P.2863

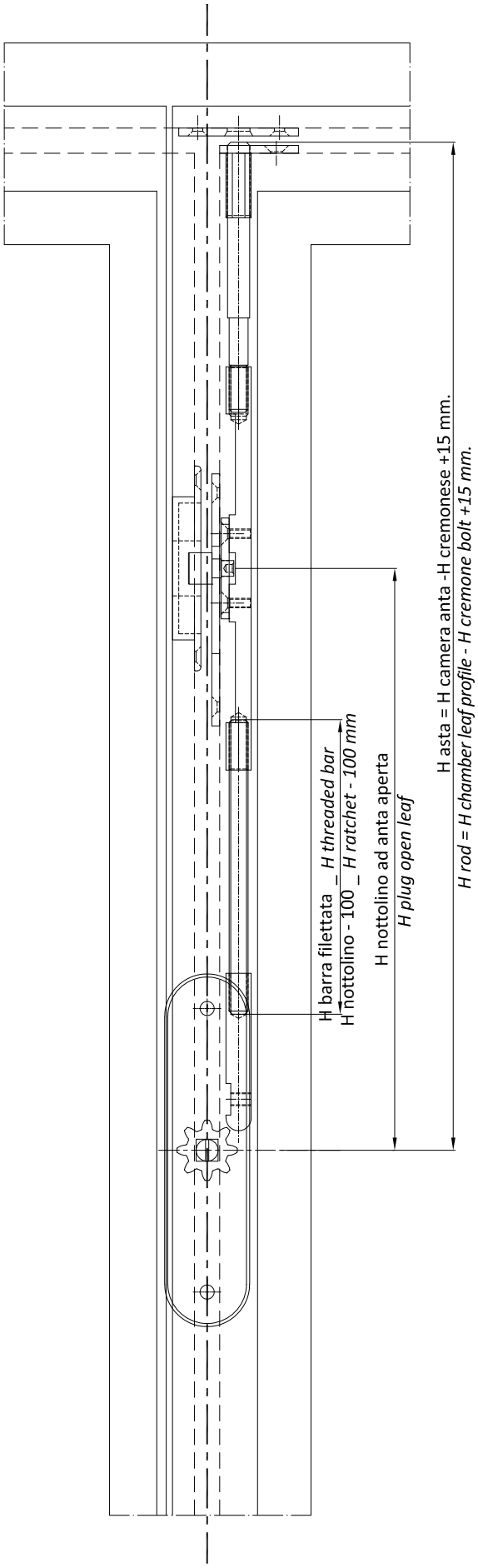


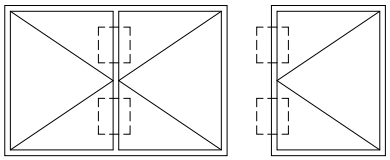

1) Rullino eccentrico
2) Piastra di fissaggio
3) Piastra di collegamento
4) Accessorio aggancio aste
5) Incontro 3^ chiusura
6) viti M3 x 6
7) viti M3 x 8

*1) Barrel cam*
*2) Installation plate*
*3) Connecting plate*
*4) Rod docking accessory*
*5) 3rd lock strike plate*
*6) screws M3 x 6*
*7) screws M3 x 8*

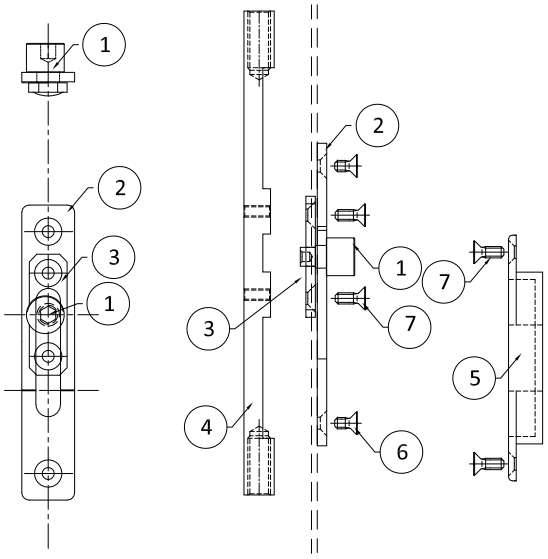


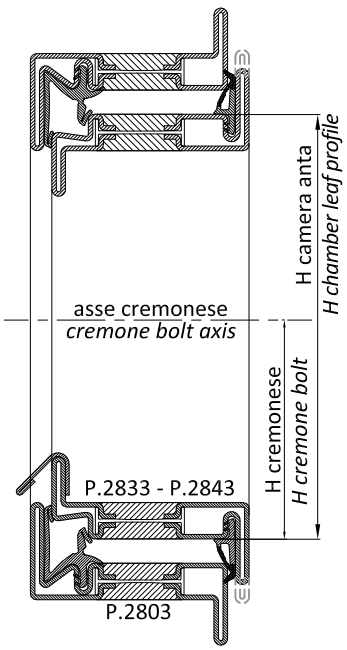


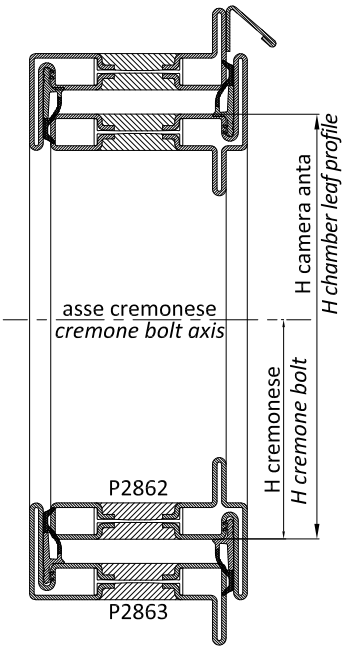

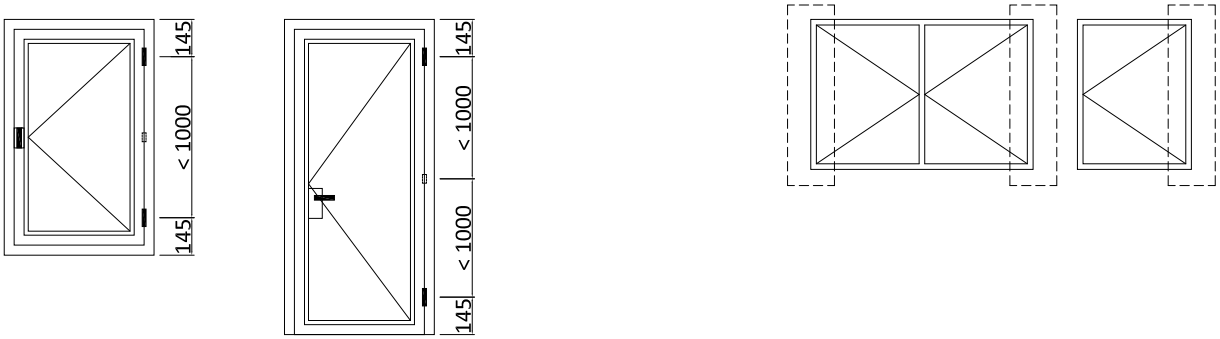
145
< 1000
145
145
< 1000
< 1000
145

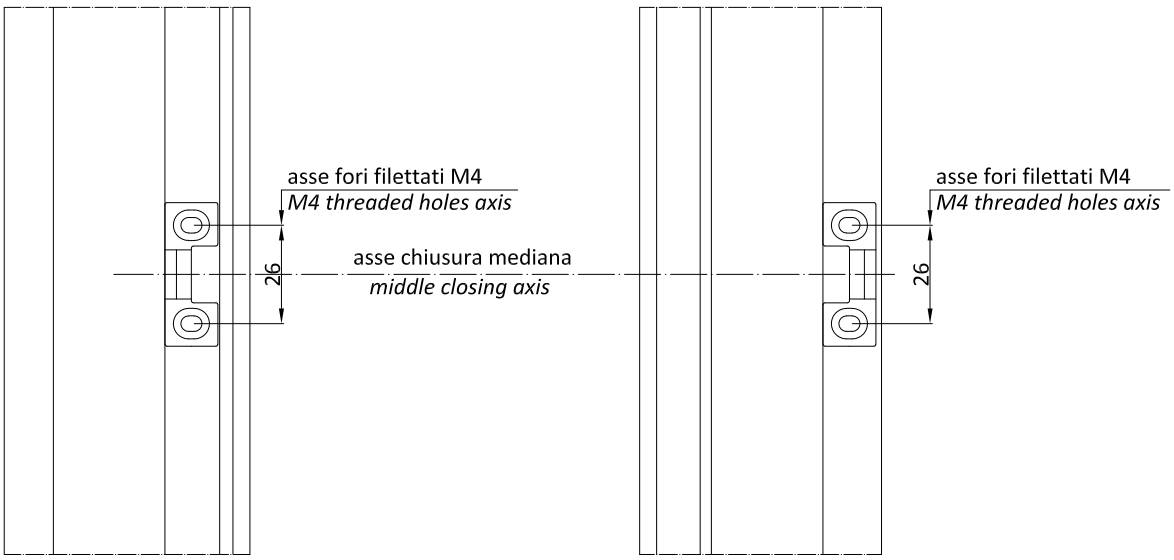
asse fori filettati M4
*M4 threaded holes axis*
26
asse chiusura mediana
*middle closing axis*
asse fori filettati M4
*M4 threaded holes axis*
26

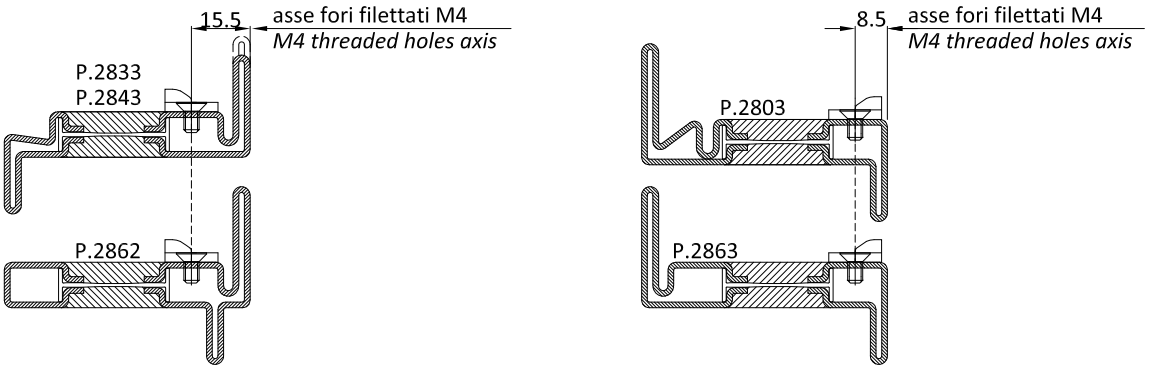
15.5
asse fori filettati M4
*M4 threaded holes axis*
P.2833
P.2843
P.2862
8.5
asse fori filettati M4
*M4 threaded holes axis*
P.2803
P.2863

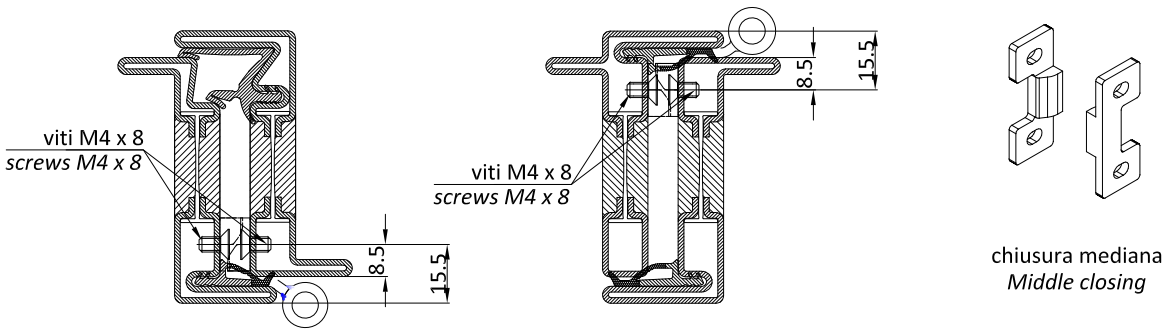
viti M4 x 8
*screws M4 x 8*
8.5
15.5
viti M4 x 8
*screws M4 x 8*
8.5
15.5
chiusura mediana
*Middle closing*

peso max. per anta: 40 kg
*max. leaf weight: 40 kg*

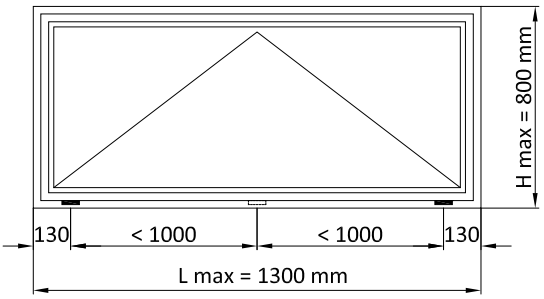


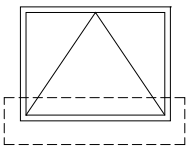

NOTA: Con cerniere AC2628, AC2629 e AC2630 installare braccetti limitatori AC2641

*ATTN: With hinges AC2628, AC2629 and AC2630 please install the restrictor stay AC2641*

AC2628

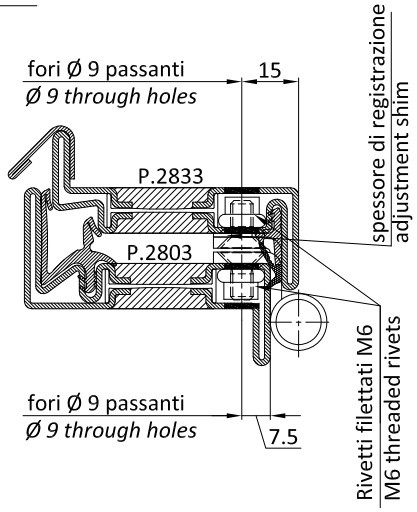


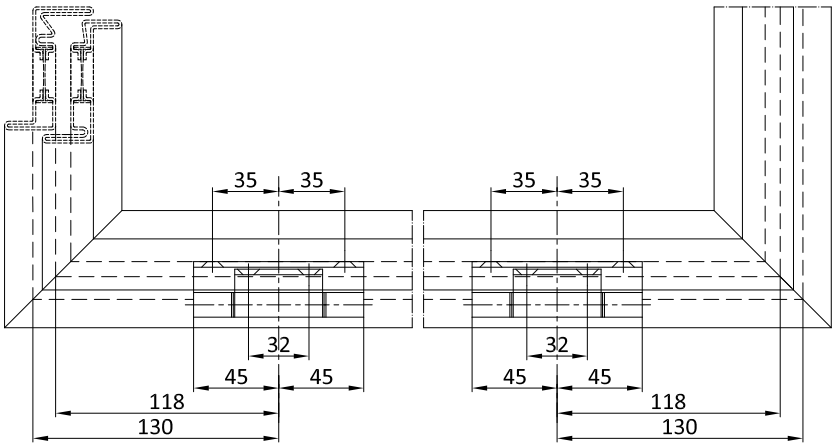


AC2629/AC2630

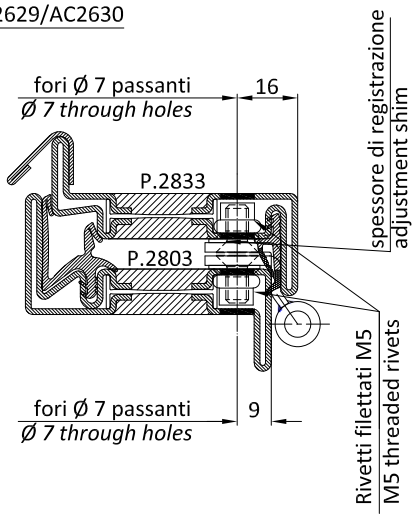


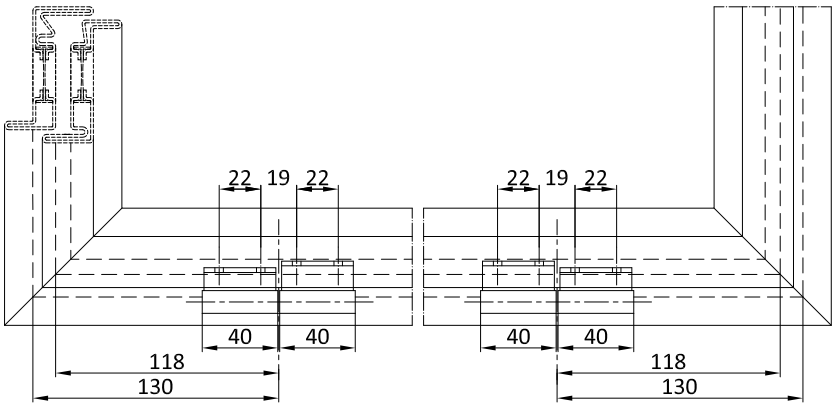


NOTA: Per vasistas installare una cerniera destra AC2629 e una cerniera sinistra AC2630

*ATTN : For top hung windows please install one right hinge AC2629 and one left hinge AC2630*

peso max. per anta: 40 kg
*max. leaf weight: 40 kg*

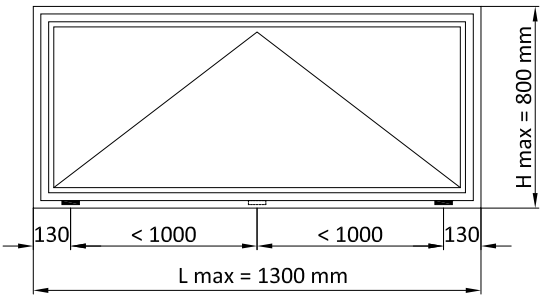


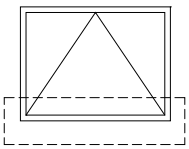

NOTA: Con cerniere AC2628, AC2629 e AC2630 installare braccetti limitatori AC2641

*ATTN: With hinges AC2628, AC2629 and AC2630 please install the restrictor stay AC2641*

AC2628

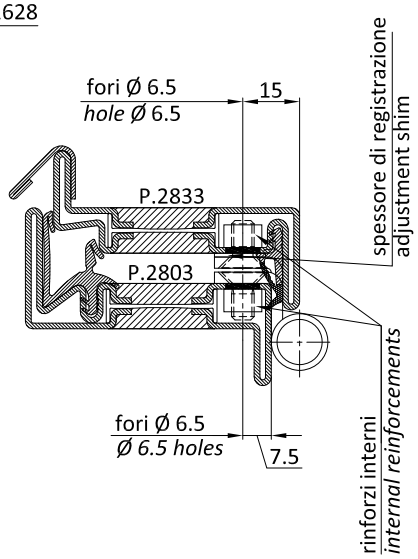


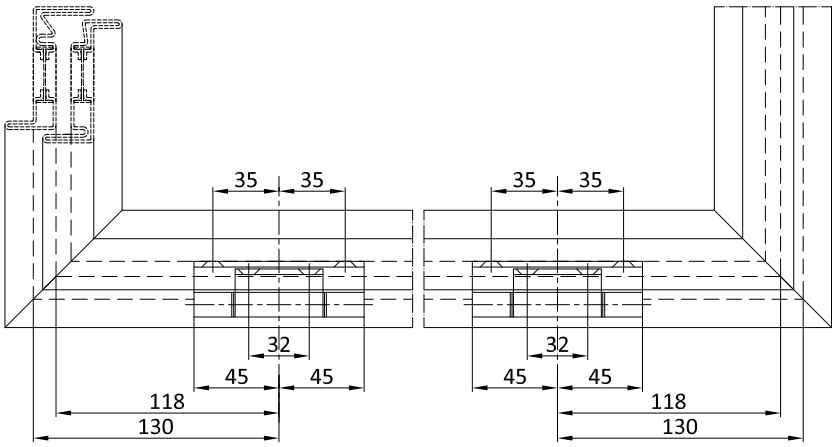


AC2629/AC2630

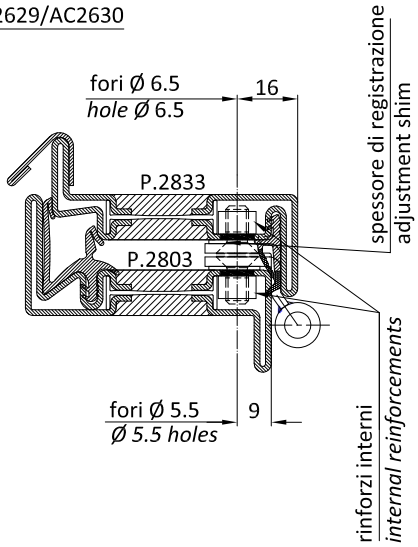


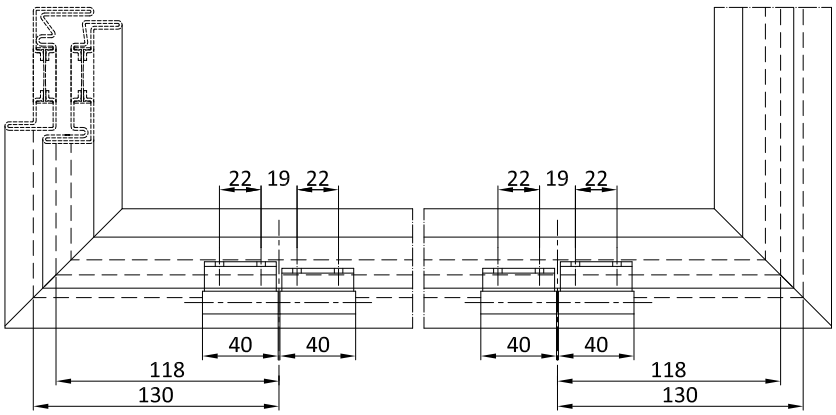


NOTA: Per vasistas installare una cerniera destra AC2629 e una cerniera sinistra AC2630

*ATTN : For top hung windows please install one right hinge AC2629 and one left hinge AC2630*

peso max. per anta: 40 kg
*max. leaf weight: 40 kg*

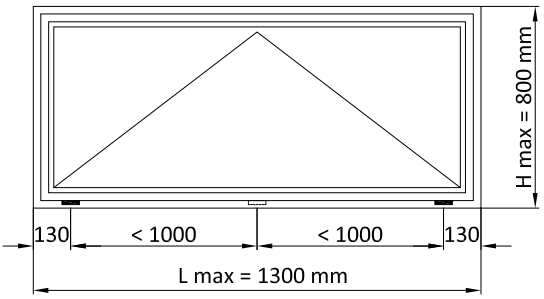


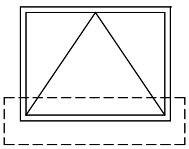

NOTA: Con cerniere AC2648, AC2649 e AC2650 installare braccetti limitatori AC2641

*ATTN: With hinges AC2648, AC2649 and AC2650 please install the restrictor stay AC2641*

AC2648

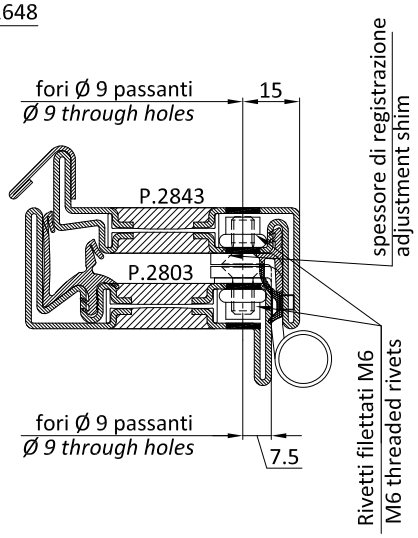


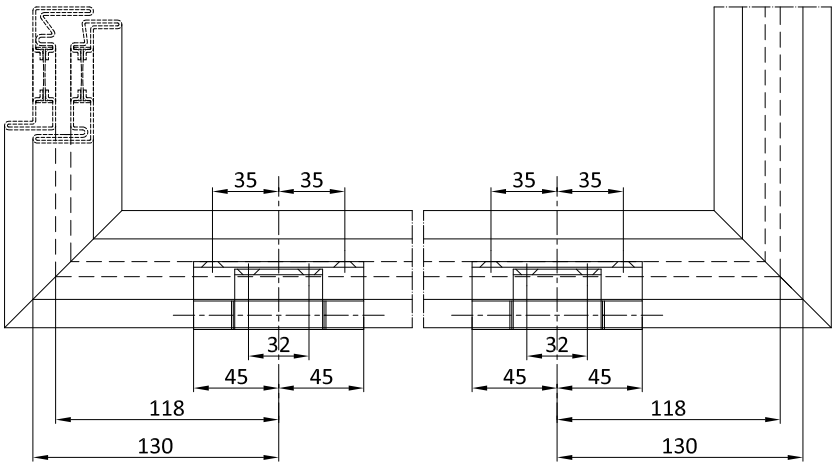


AC2649/AC2650

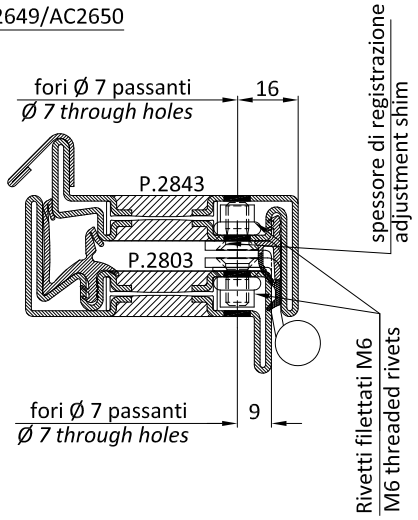


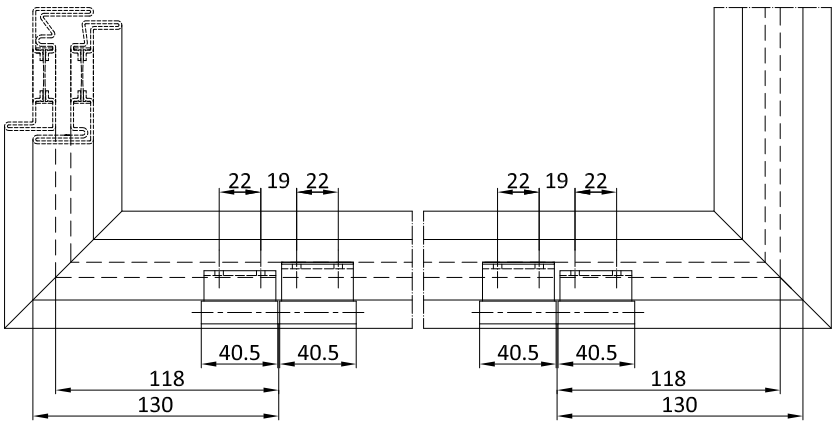


NOTA: Per vasistas installare una cerniera destra AC2649 e una cerniera sinistra AC2650

*ATTN : For top hung windows please install one right hinge AC2649 and one left hinge AC2650*

peso max. per anta: 40 kg
*max. leaf weight: 40 kg*

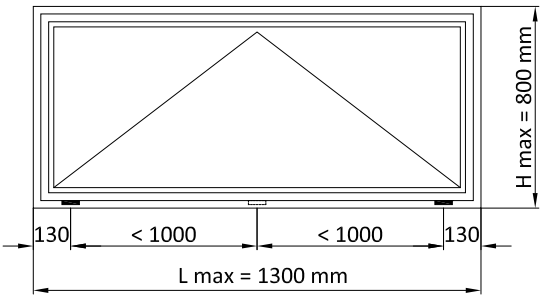


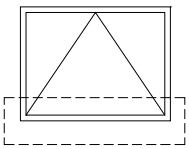

NOTA: Con cerniere AC2648, AC2649 e AC2650 installare braccetti limitatori AC2641

*ATTN: With hinges AC2648, AC2649 and AC2650 please install the restrictor stay AC2641*

AC2648

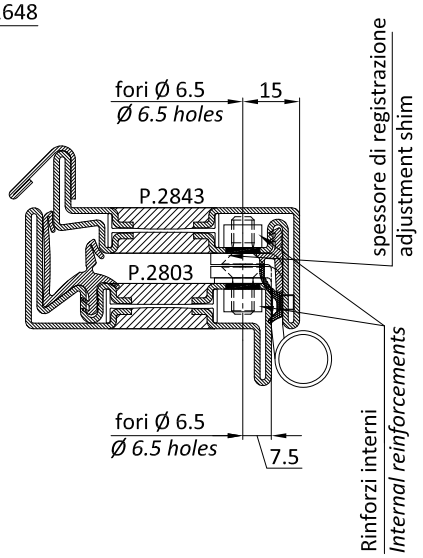


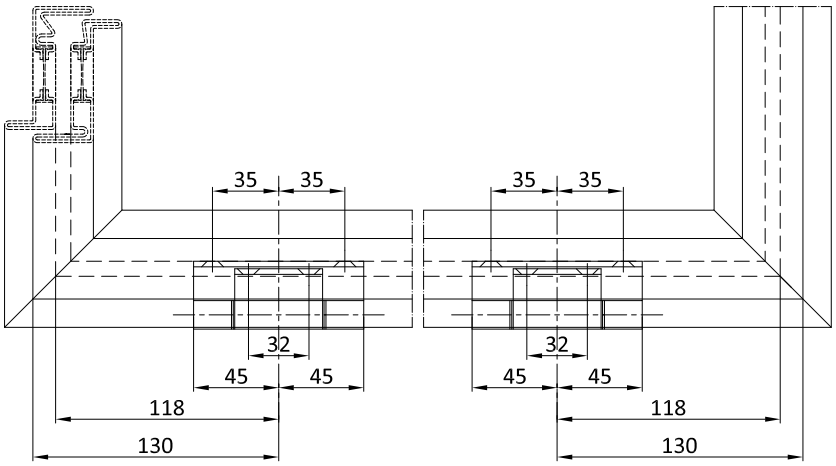


AC2649/AC2650

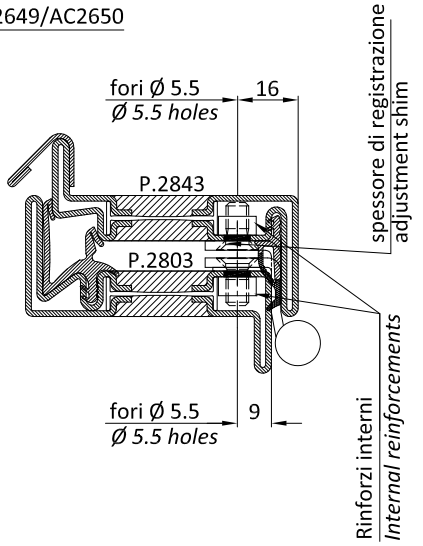


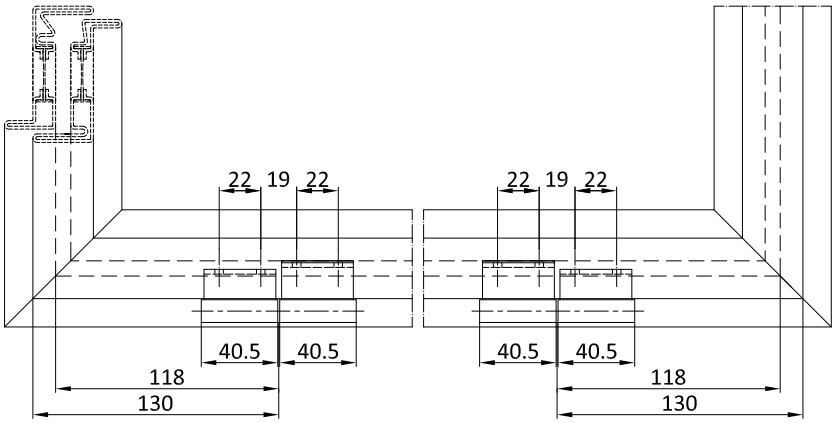


NOTA: Per vasistas installare una cerniera destra AC2649 e una cerniera sinistra AC2650

*ATTN : For top hung windows please install one right hinge AC2649 and one left hinge AC2650*

peso max. per anta: 40 kg
*max. leaf weight: 40 kg*

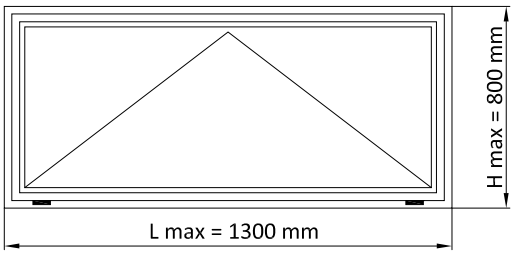


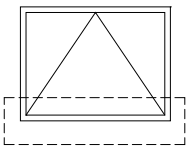

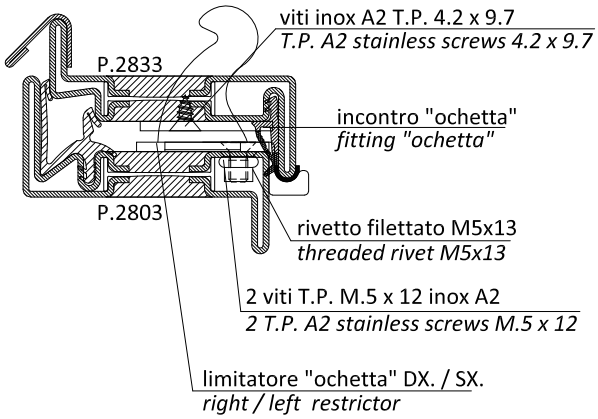


| supporto anta<br>*leaf reinforcement* | limitatore "ochetta"<br>*limiter "ochetta"* | incontro "ochetta"<br>*strike plate* |
|---|---|---|
| 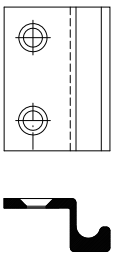 | 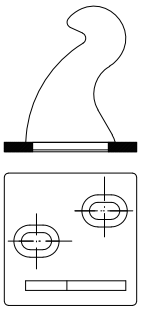 | 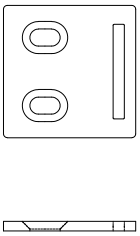 |
| nr. 02 pezzi<br>*02 pieces* | nr. 02 pezzi<br>*02 pieces* | nr. 02 pezzi<br>*02 pieces* |
| rivetto filettato svasato M5 x 13<br>*threaded rivet M5x13* | | guaina appoggio anta<br>*sheath for leaf support* |
| | | |
| nr. 02 pezzi<br>*02 pieces* | | nr. 02 pezzi<br>*02 pieces* |

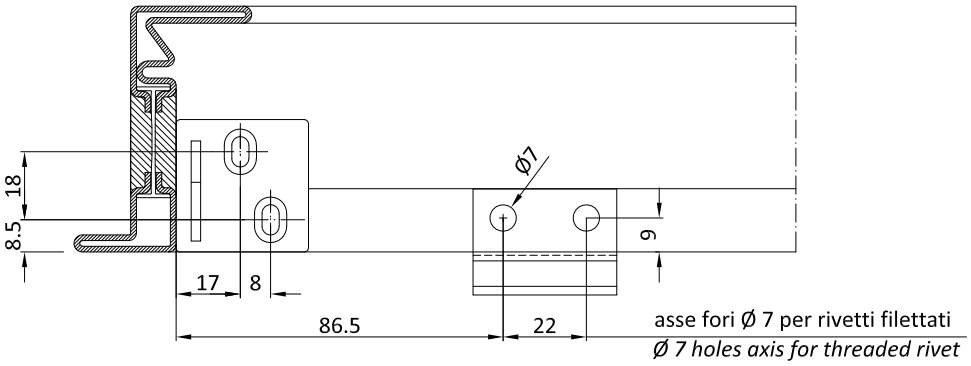




peso max. per anta: 40 kg
*max. leaf weight: 40 kg*

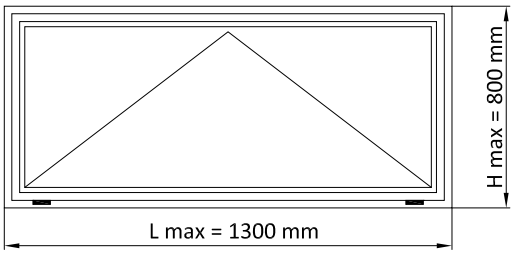


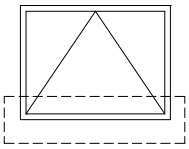

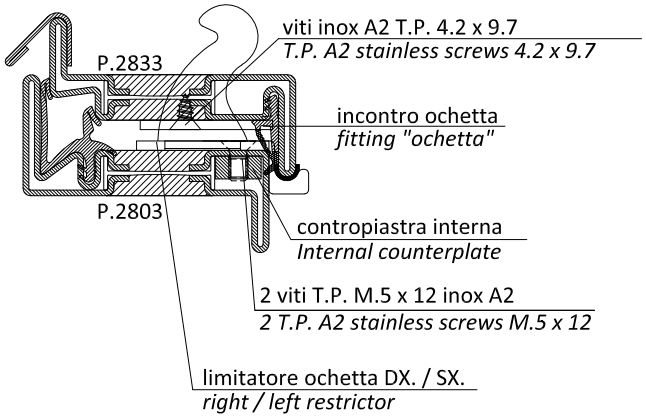


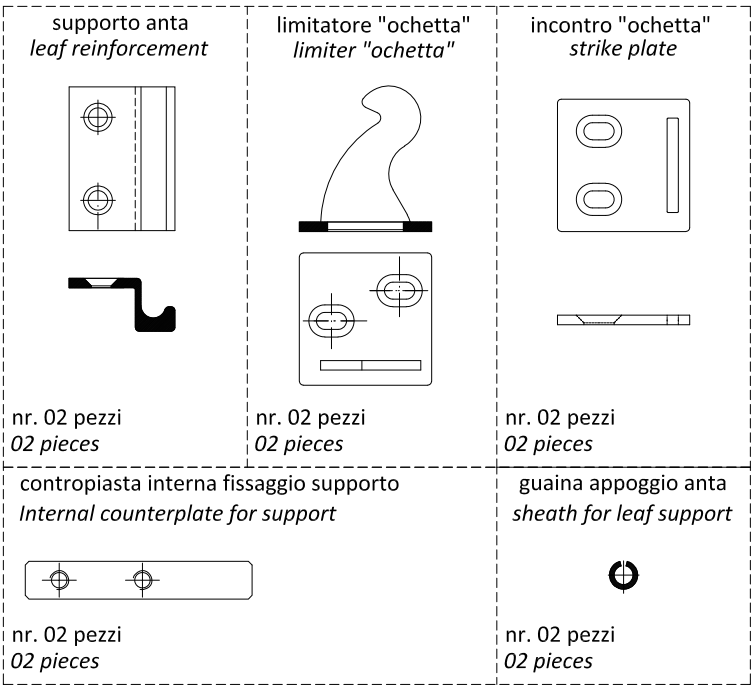


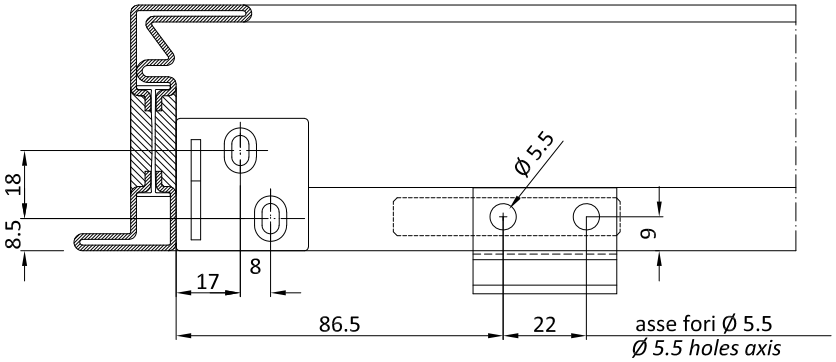




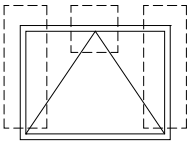

peso max. per anta: 40 kg
*max. leaf weight: 40 kg*

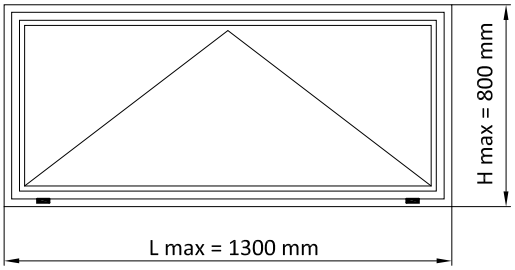


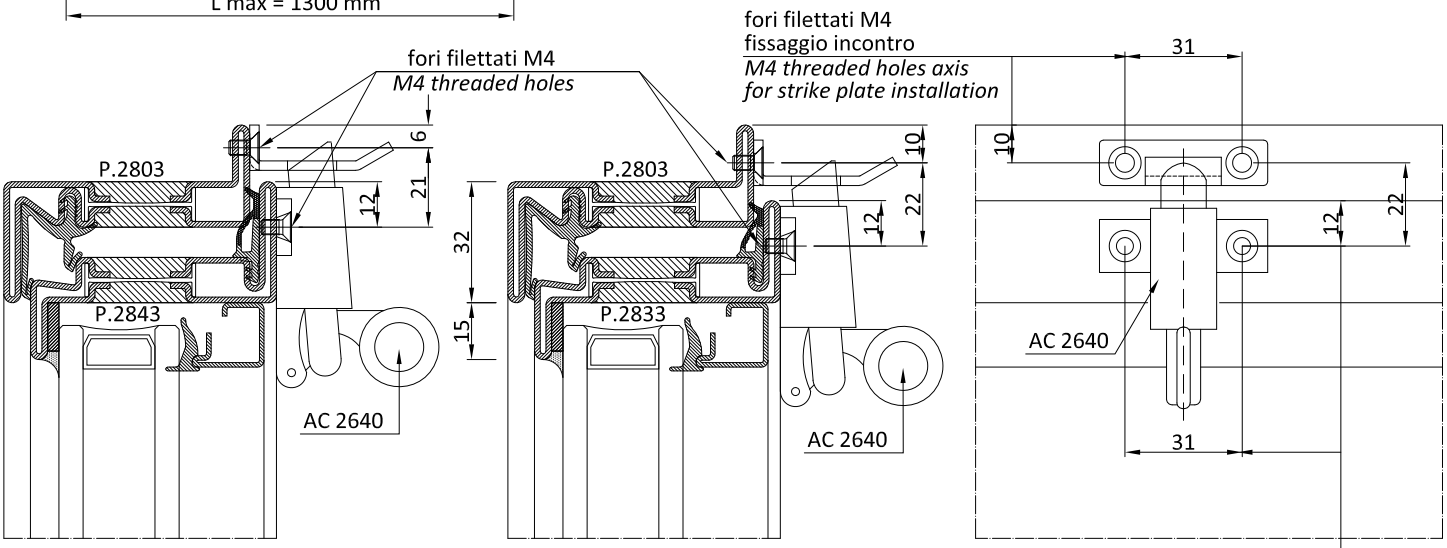


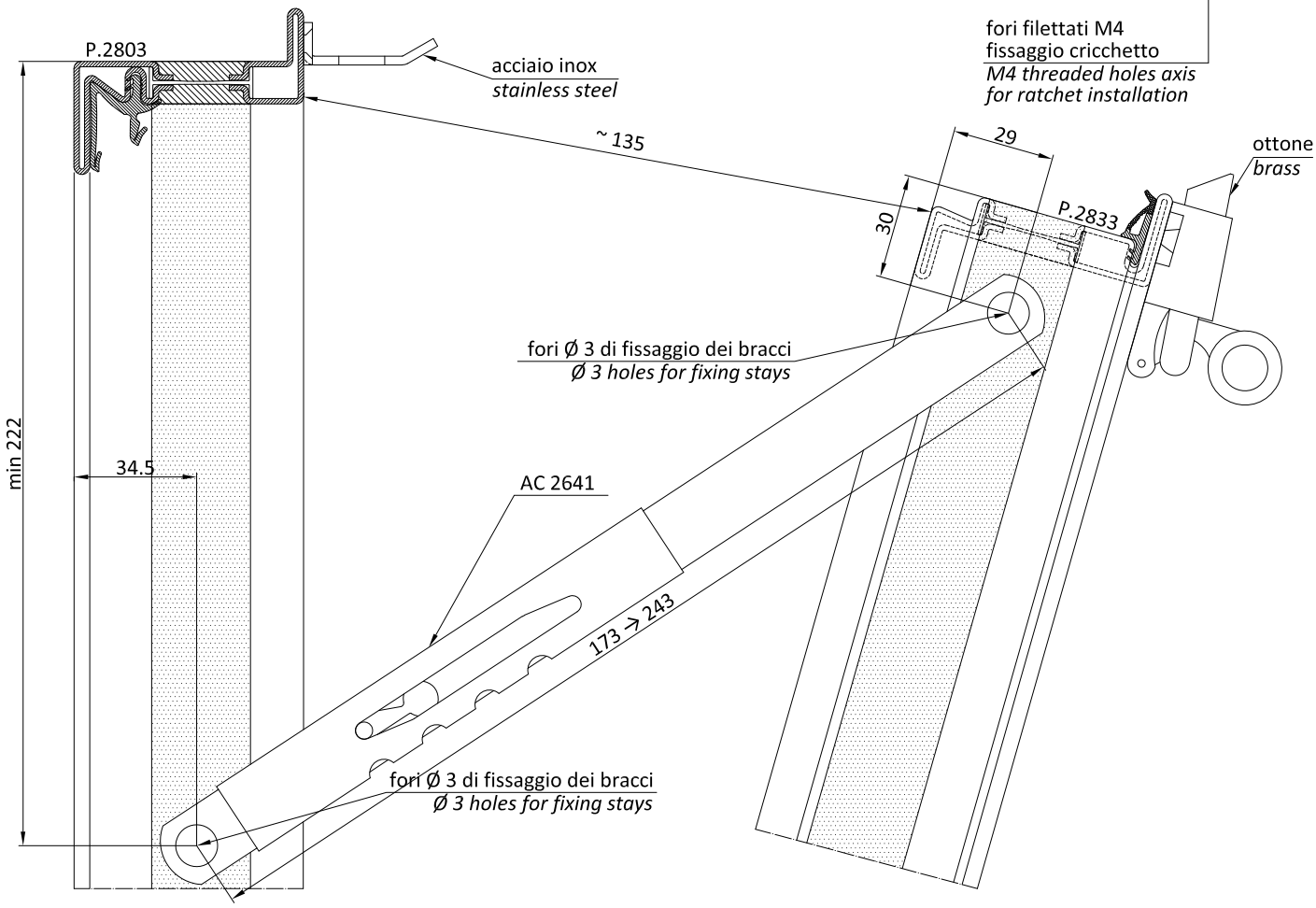

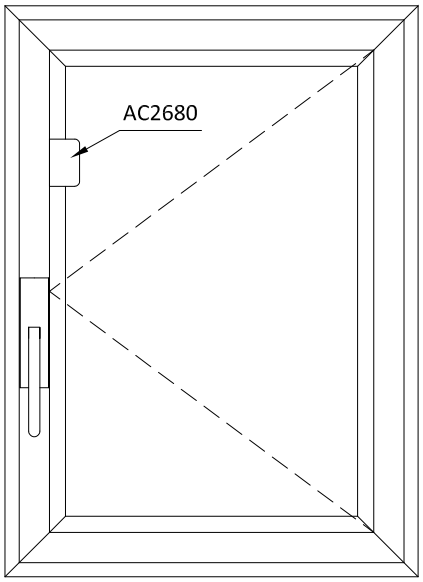


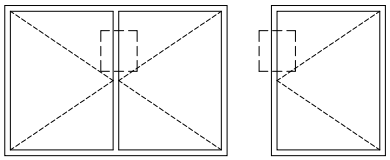

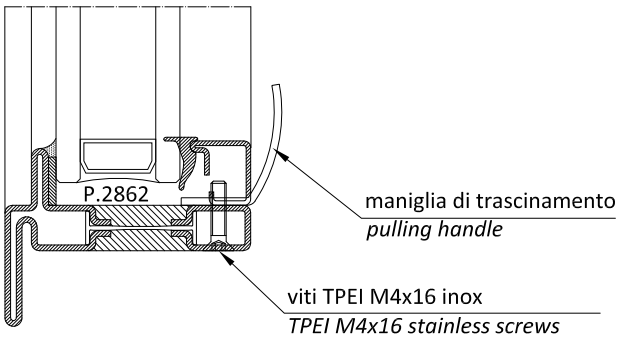


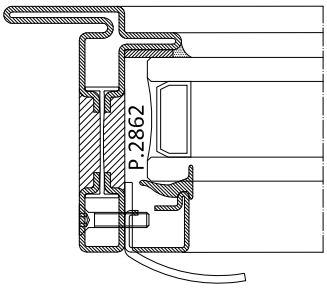


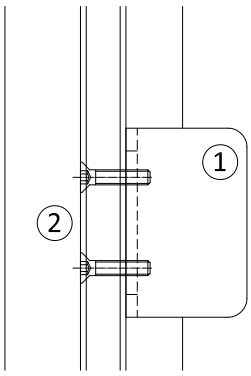


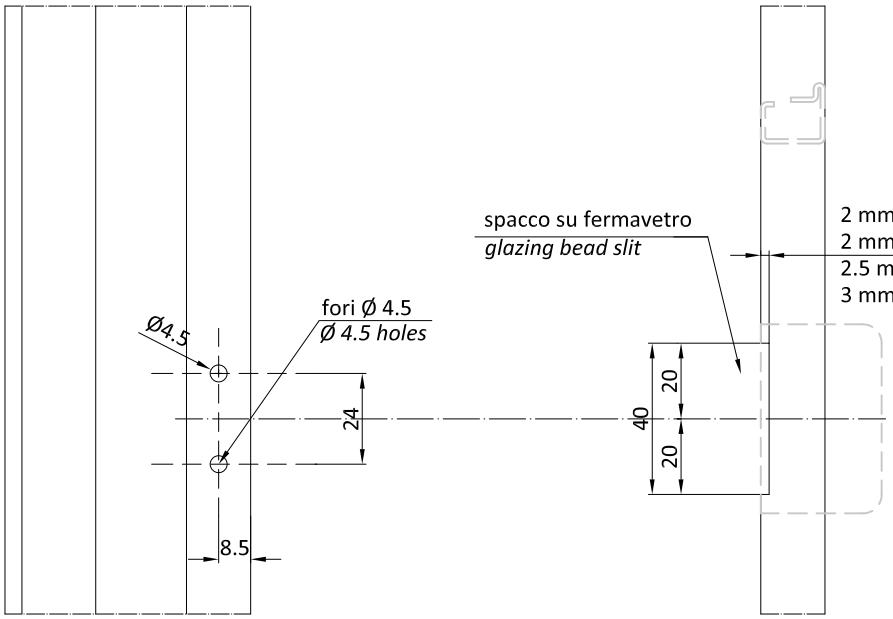


lavorazione su profilo
*profile processing*

lavorazione su fermavetro
*profile processing*

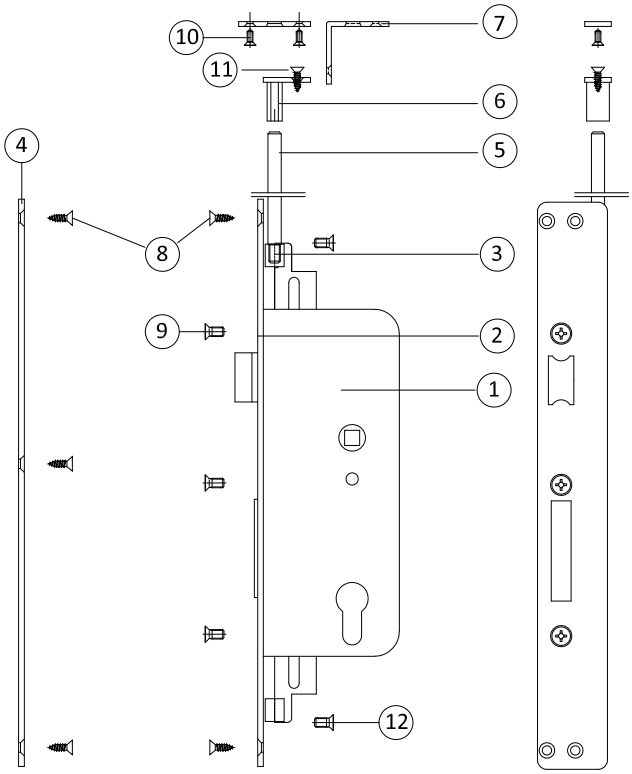


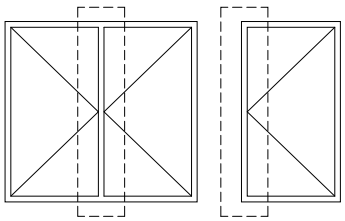

AC2695 OPZIONALE
vedi lavorazione a pag. 4.3.57-58 | 4.5.27

AC2695 OPTIONAL
*see processing on page 4.3.57-58 | 4.5.27*

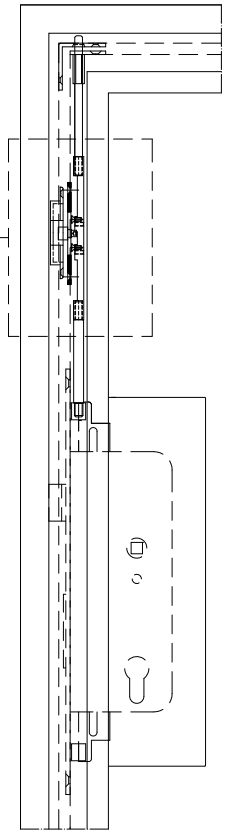

1) Serratura
2) Frontalino (Dx o Sx)
3) Riduttore di collegamento
4) Incontro per serratura
5) Aste inox
6) Guida aste superiore
7) Incontro aste per porte a due ante
7 bis) Incontro aste per porte ad un anta
8) Viti autof. Inox A2 T.P.T.C. 3,9x13
9) Viti Inox T.P.T.C. m5x10
10) Viti Inox T.P.E.I. 3x8
11) Viti autof. Inox T.P.T.C. 3,5x13
12) Viti Inox T.S.P.E.I. M4x8

*1) Lock*
*2) Faceplate right/left*
*3) Connecting adaptor*
*4) Strike plate for lock*
*5) Stainless rods*
*6) Upper rods guide*
*7) Rod fittings for two-leaf doors*
*7 bis) Rod fittings for one-leaf doors*
*8) A2 T.P.T.C. 3.9x13 self-drilling stainless screws*
*9) T.P.T.C. m5x10 stainless screws*
*10) T.P.E.I. 3x8 stainless screws*
*11) T.P.T.C. 3.9 x 13 self-drilling stainless screws*
*12) T.S.P.E.I. M4 x 8 stainless screws*

*SCHEMA UTILIZZO SERRATURE E TERZE CHIUSURE*
*CHART FOR THE USE OF LOCKS AND THIRD LOCKS*

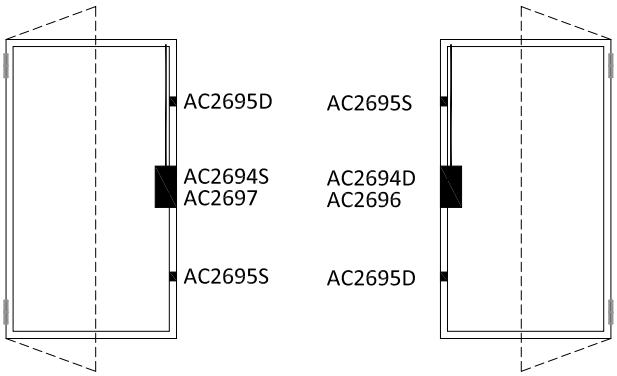


*APERTURA INTERNA _ VISTA INTERNA*
*INWARDS OPENING _ INTERIOR ELEVATION*

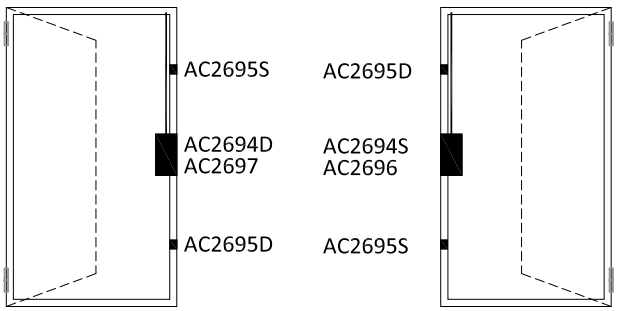


*APERTURA ESTERNA _ VISTA INTERNA*
*OUTWARDS OPENING _ INTERIOR ELEVATION*

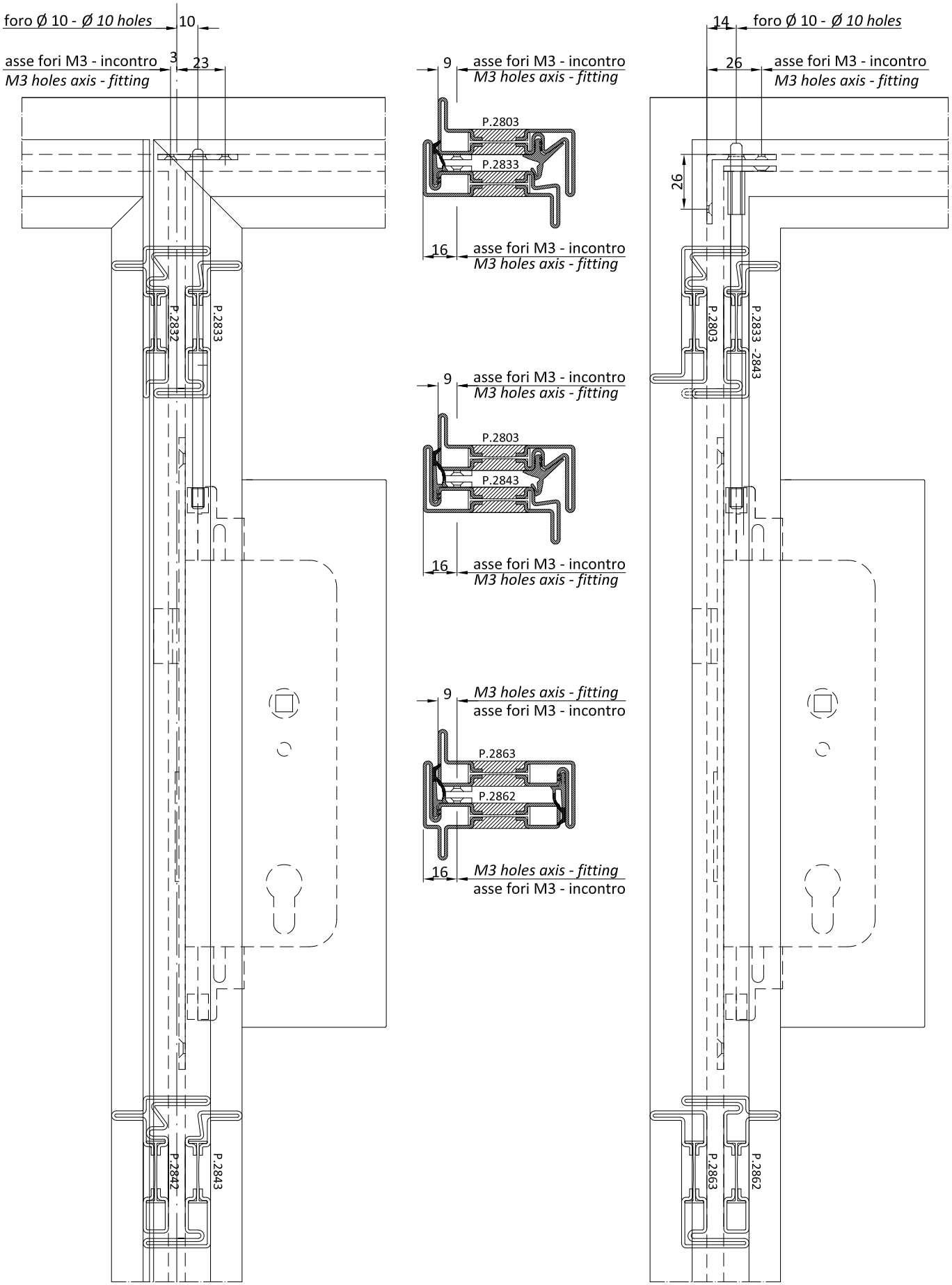
foro Ø 10 - Ø 10 holes
10
3
23
asse fori M3 - incontro
M3 holes axis - fitting
P.2832
P.2833
P.2842
P.2843
9
asse fori M3 - incontro
M3 holes axis - fitting
P.2803
P.2833
16
asse fori M3 - incontro
M3 holes axis - fitting
9
asse fori M3 - incontro
M3 holes axis - fitting
P.2803
P.2843
16
asse fori M3 - incontro
M3 holes axis - fitting
9
M3 holes axis - fitting
asse fori M3 - incontro
P.2863
P.2862
16
M3 holes axis - fitting
asse fori M3 - incontro
14
foro Ø 10 - Ø 10 holes
26
asse fori M3 - incontro
M3 holes axis - fitting
26
P.2803
P.2833 -2843
P.2863
P.2862

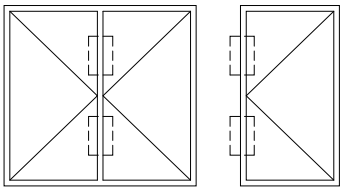

1) Rullino eccentrico
2) Piastra di fissaggio
3) Piastra di collegamento
4) Accessorio aggancio aste
5) Incontro 3^ chiusura
6) viti M3 x 6
7) viti M3 x 8

*1) Barrel cam*
*2) Installation plate*
*3) Connecting plate*
*4) Rod docking accessory*
*5) 3rd lock strike plate*
*6) screws M3 x 6*
*7) screws M3 x 8*

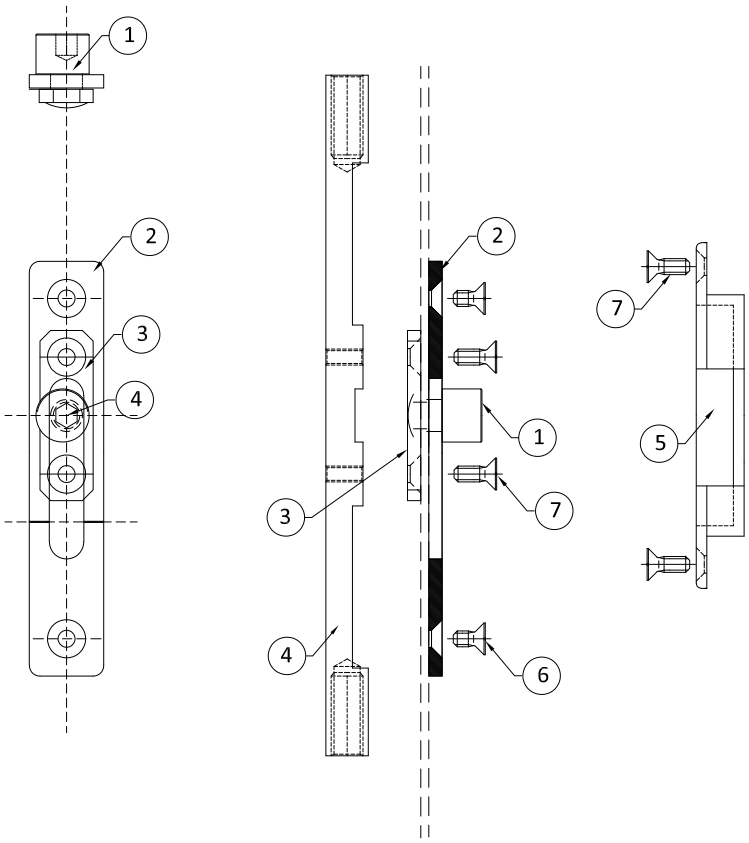


*SCHEMA UTILIZZO SERRATURE E TERZE CHIUSURE*
*CHART FOR THE USE OF LOCKS AND THIRD LOCKS*

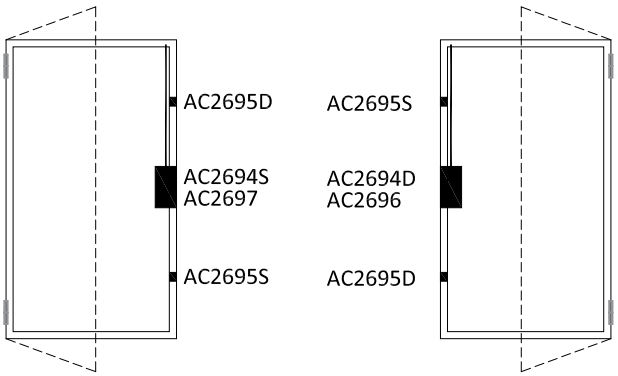


*APERTURA INTERNA _ VISTA INTERNA*
*INWARDS OPENING _ INTERIOR ELEVATION*

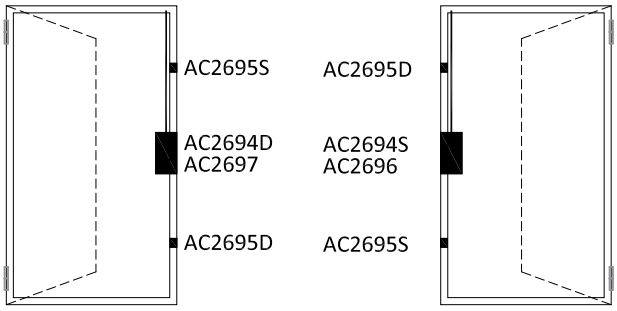


*APERTURA ESTERNA _ VISTA INTERNA*
*OUTWARDS OPENING _ INTERIOR ELEVATION*

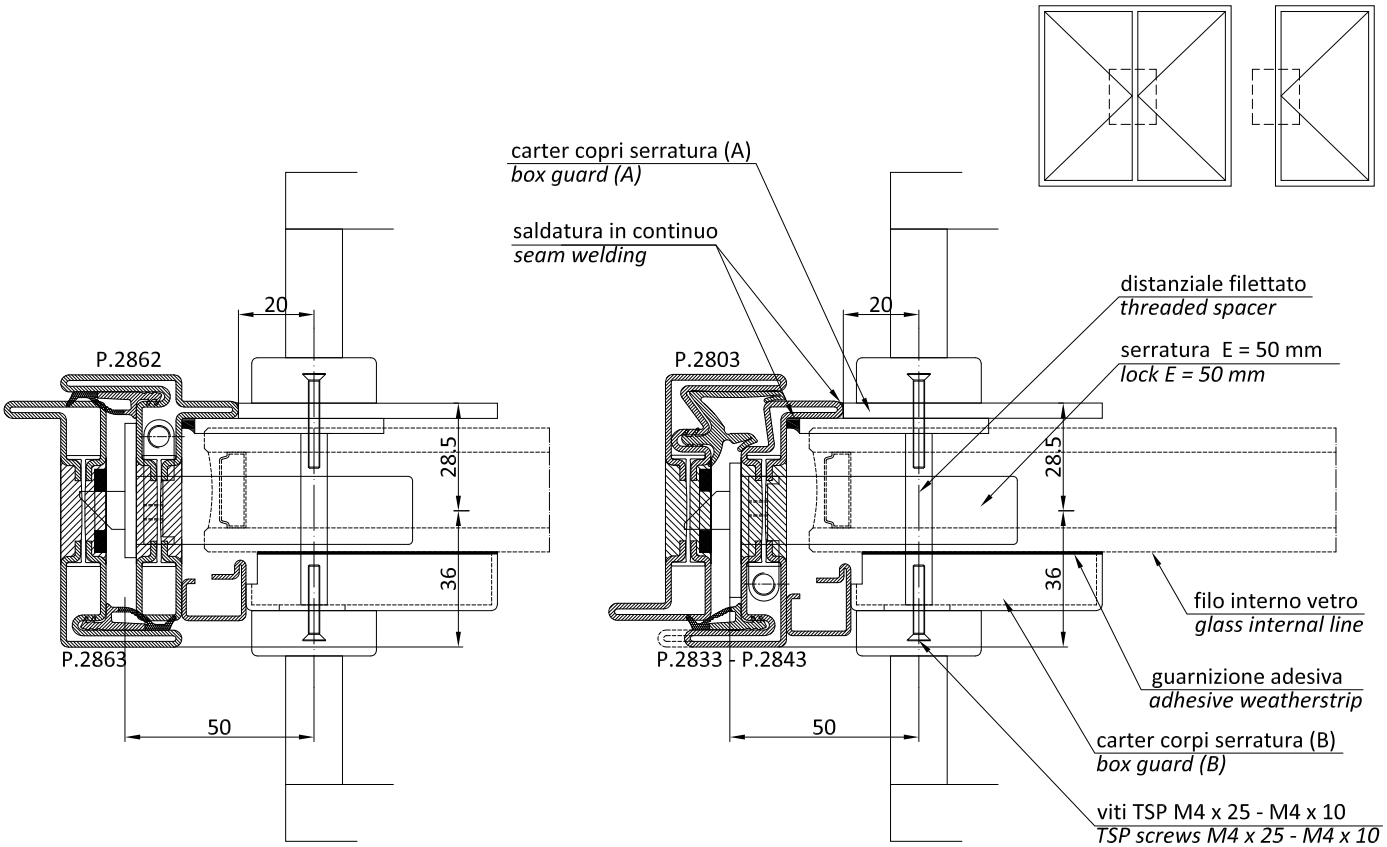


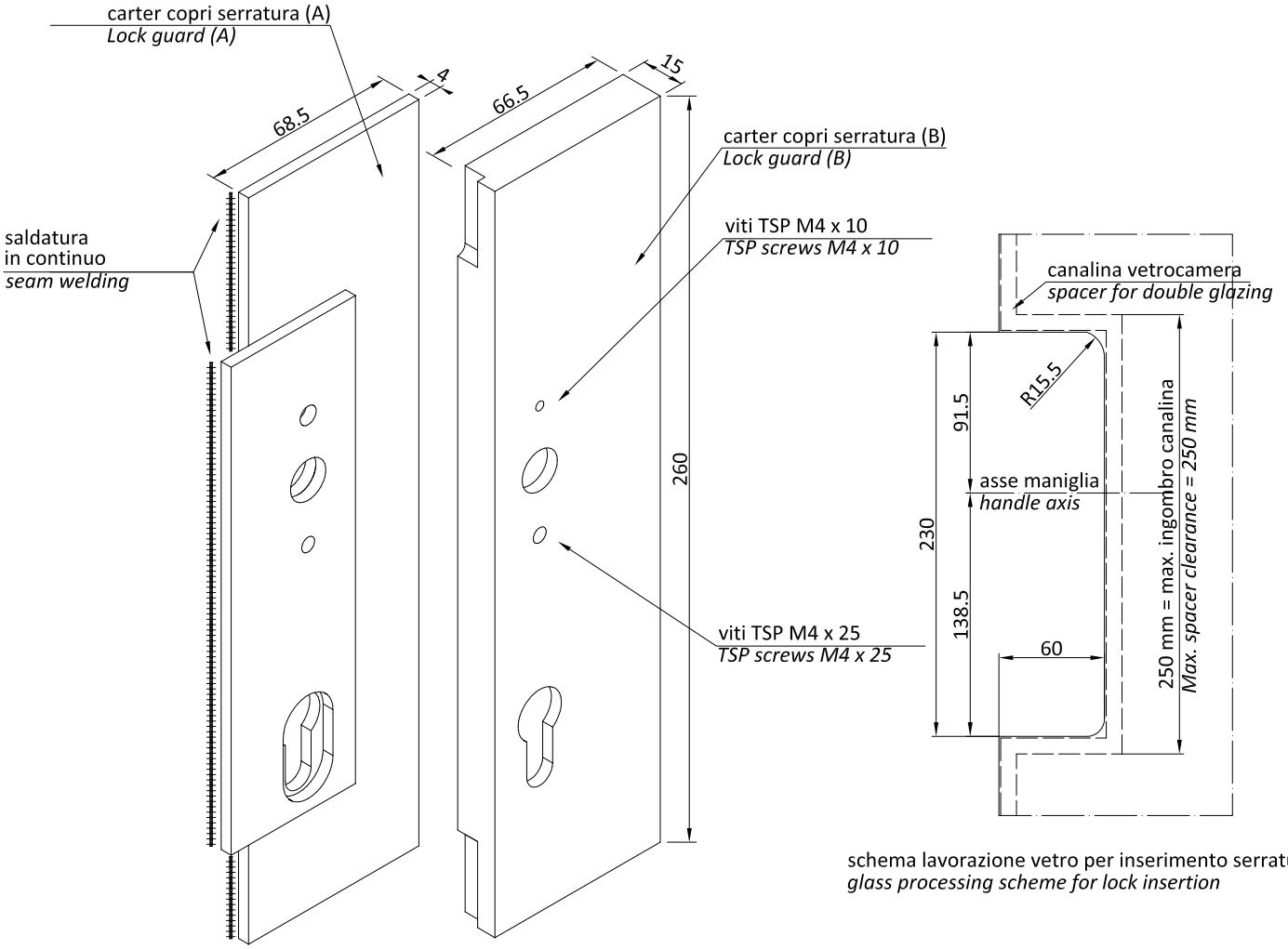


schema lavorazione vetro per inserimento serratura
*glass processing scheme for lock insertion*

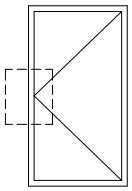

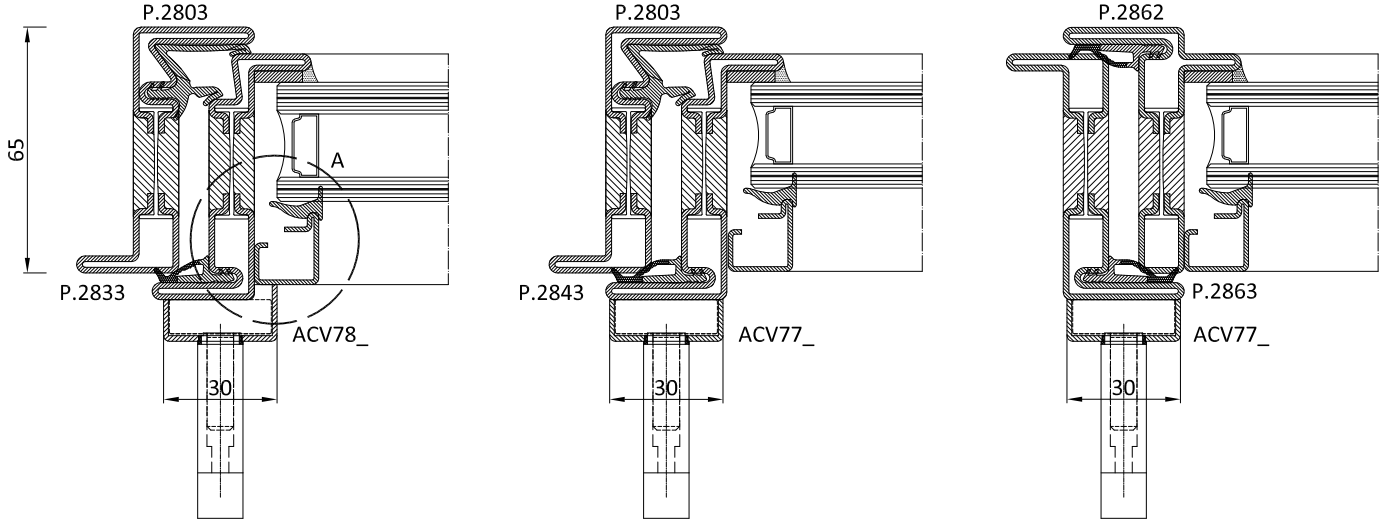
P.2803
65
A
P.2833
ACV78_
30
P.2803
P.2843
ACV77_
30
P.2862
P.2863
ACV77_
30

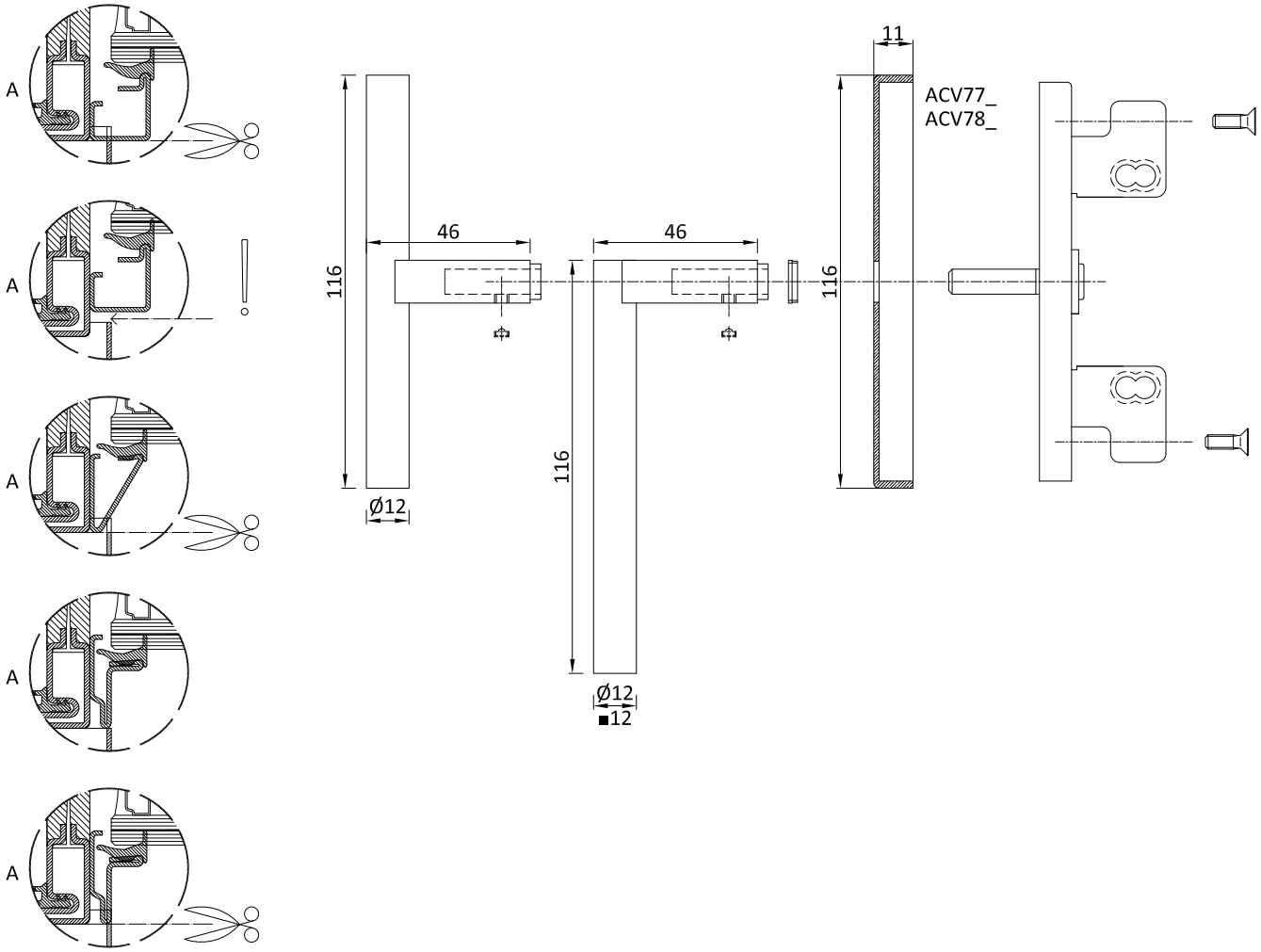
A
A
A
A
A
116
46
46
116
Ø12
116
Ø12
■12
11
ACV77_
ACV78_

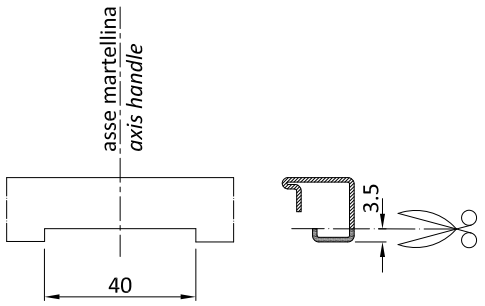
asse martellina
axis handle
40
3.5

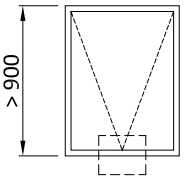
> 900

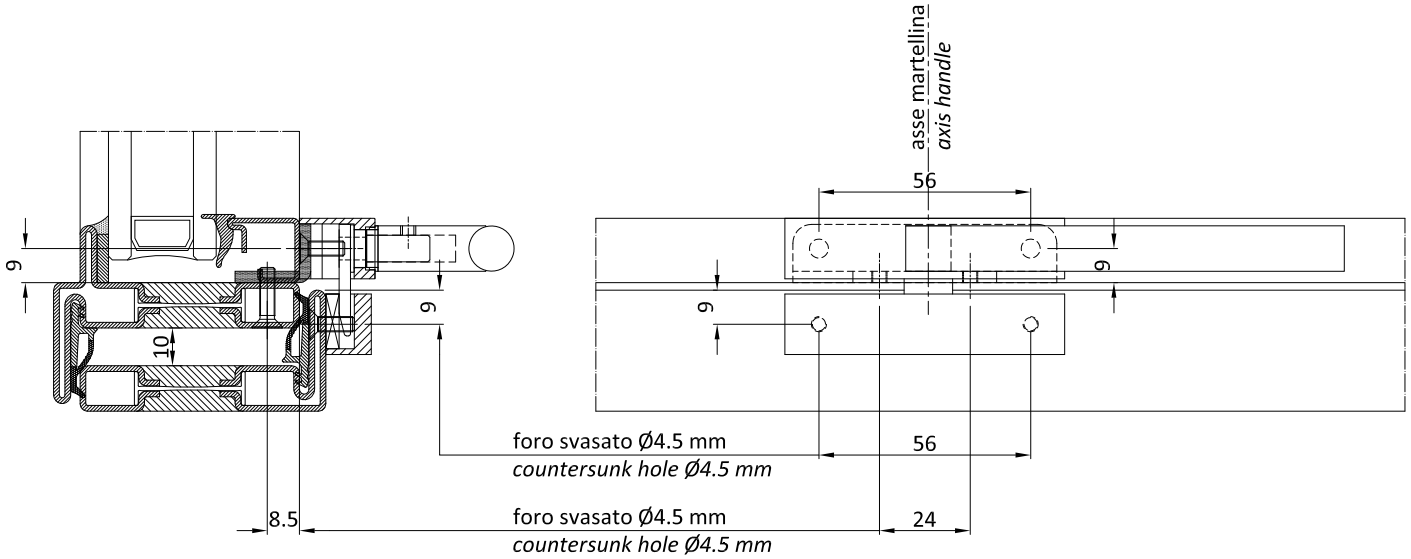
asse martellina
axis handle
56
9
9
9
9
10
foro svasato Ø4.5 mm
countersunk hole Ø4.5 mm
56
8.5
foro svasato Ø4.5 mm
countersunk hole Ø4.5 mm
24

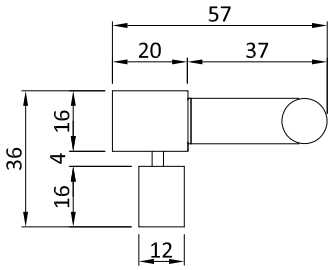
57
20
37
36
16
4
16
12

74
116
35
16
4
15
Ø12
74

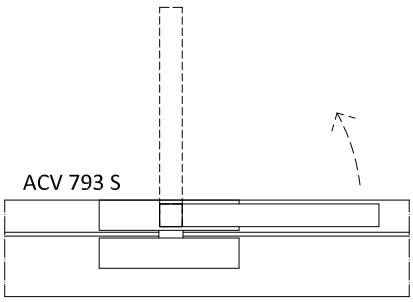
ACV 793 S

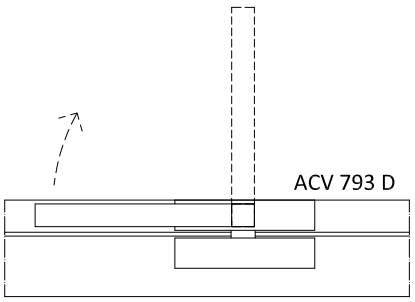
ACV 793 D

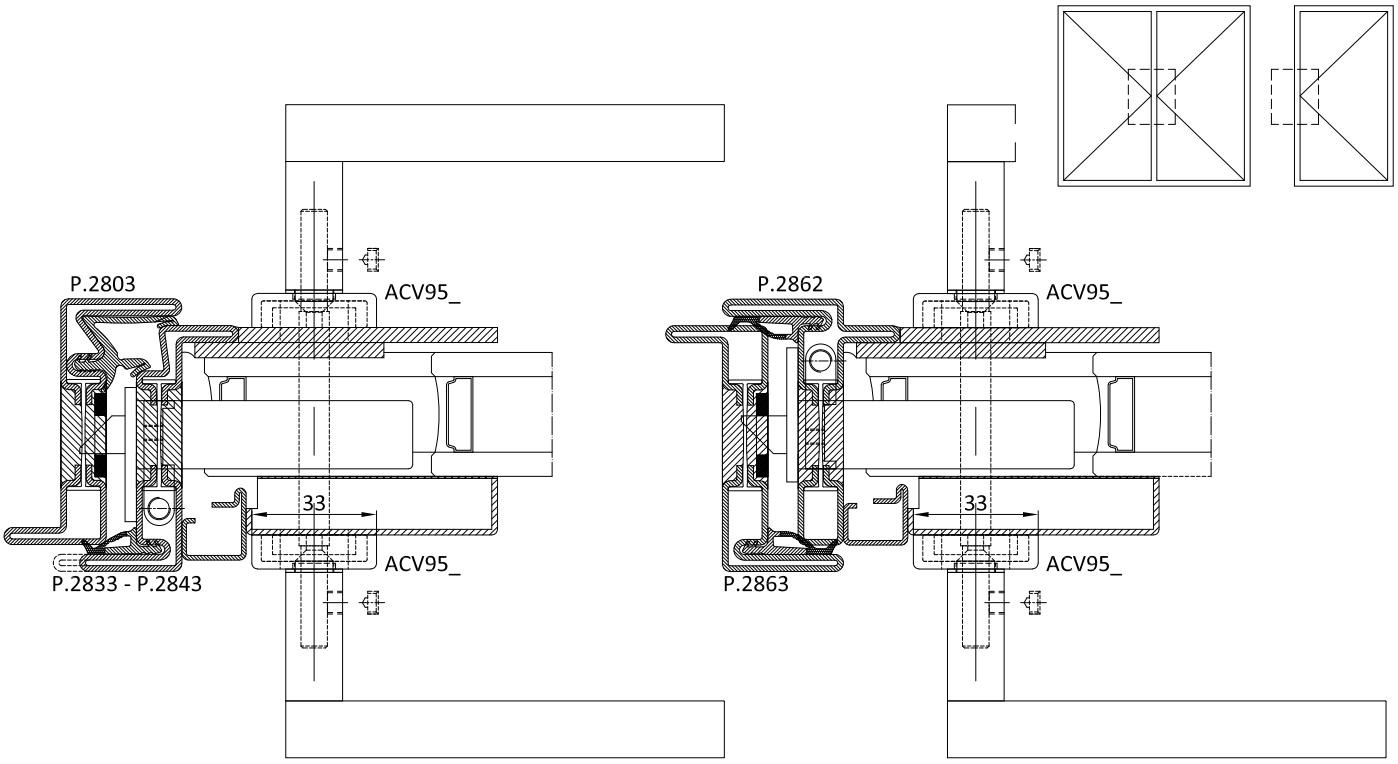
P.2803
ACV95_
33
ACV95_
P.2833 - P.2843
P.2862
ACV95_
33
ACV95_
P.2863

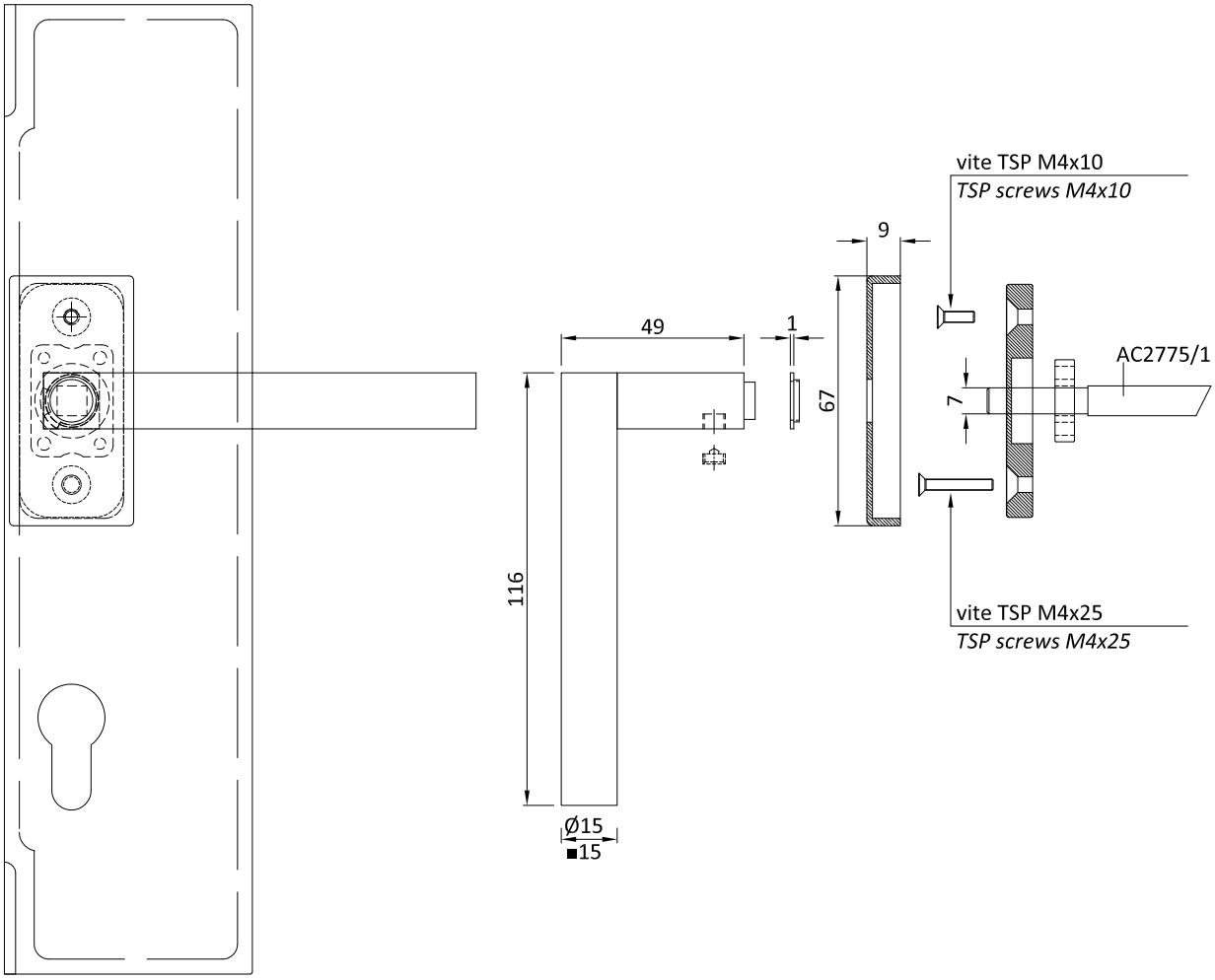
vite TSP M4x10
TSP screws M4x10
9
49
1
67
7
AC2775/1
116
vite TSP M4x25
TSP screws M4x25
Ø15
■15

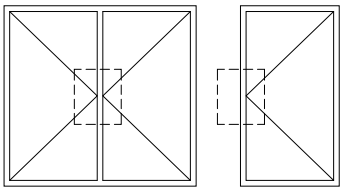

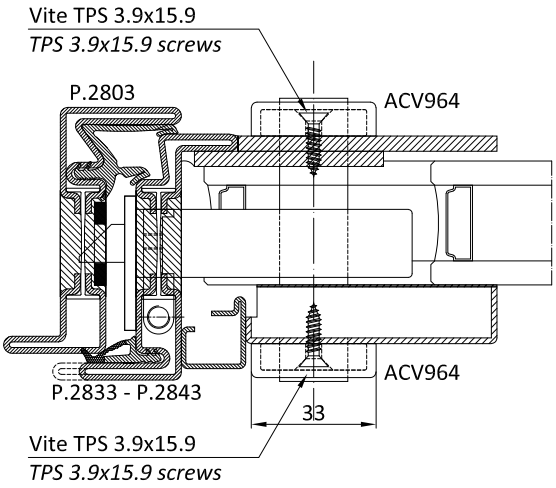
Vite TPS 3.9x15.9
*TPS 3.9x15.9 screws*
P.2803
ACV964
ACV964
P.2833 - P.2843
33
Vite TPS 3.9x15.9
*TPS 3.9x15.9 screws*

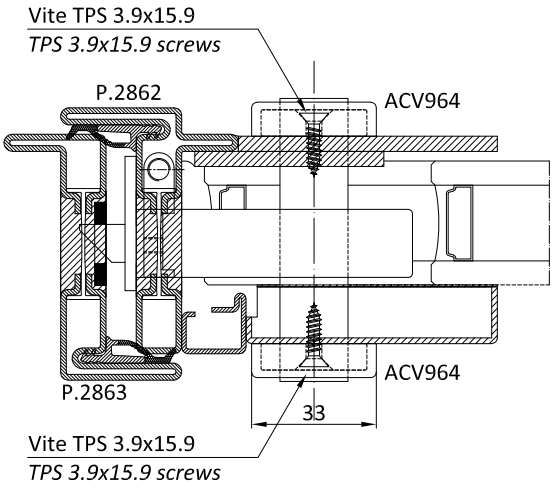
Vite TPS 3.9x15.9
*TPS 3.9x15.9 screws*
P.2862
ACV964
ACV964
P.2863
33
Vite TPS 3.9x15.9
*TPS 3.9x15.9 screws*

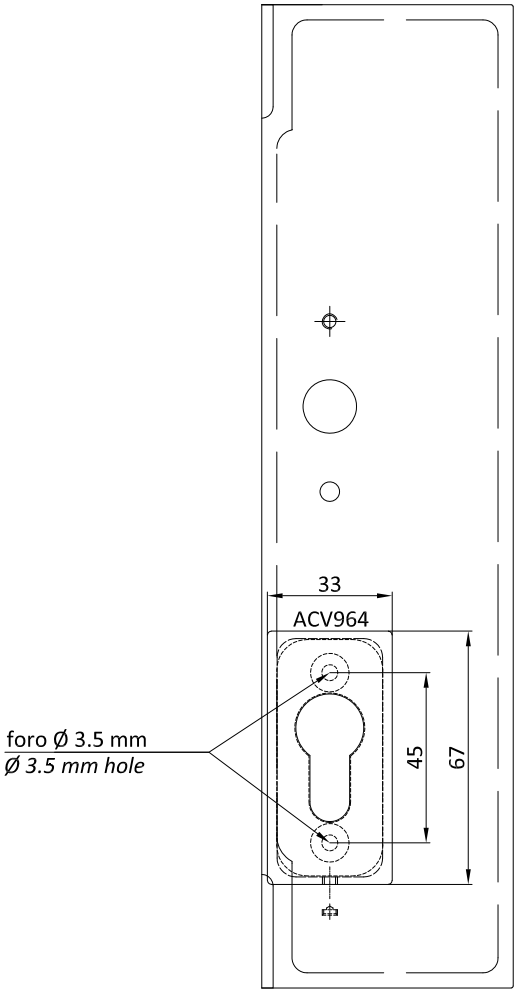
33
ACV964
foro Ø 3.5 mm
*Ø 3.5 mm hole*
45
67

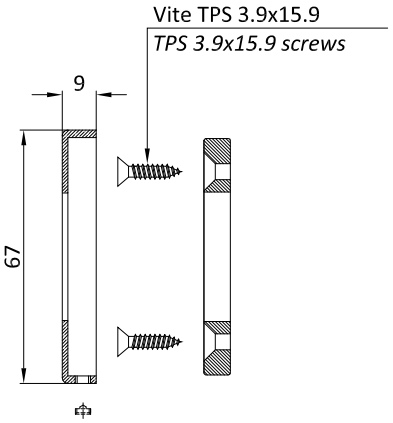
Vite TPS 3.9x15.9
*TPS 3.9x15.9 screws*
9
67

Finestra | *Window*

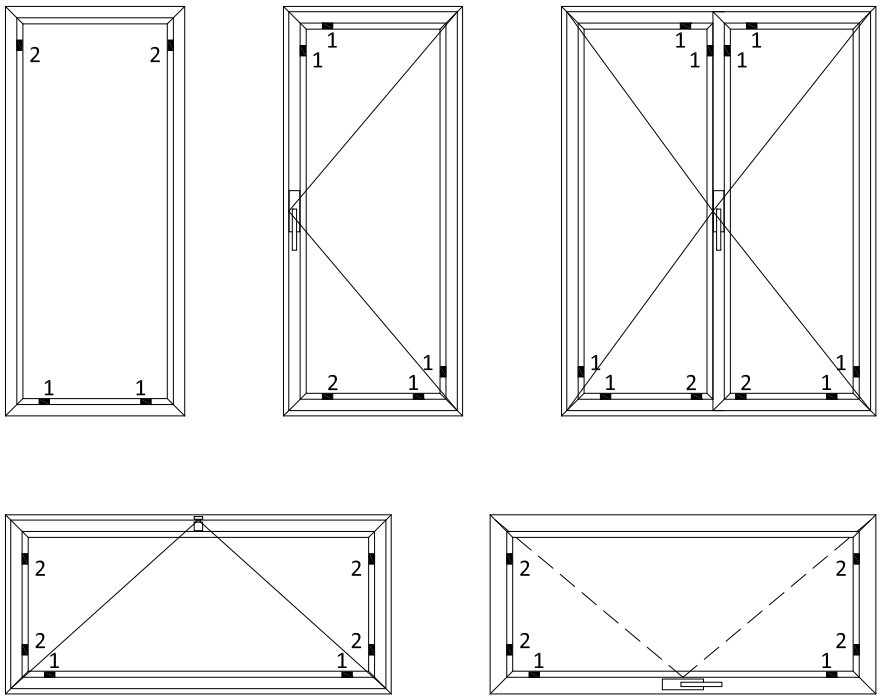


1) spessore portante | *carry shim*

2) spessore distanziatore | *compensation shim*

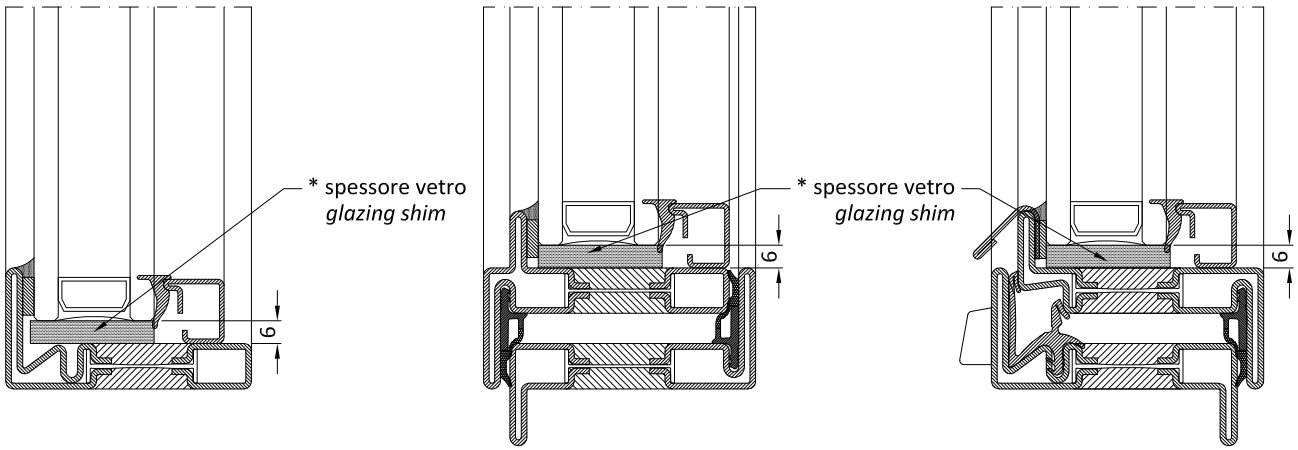


Note / *Note*

- La larghezza degli spessori è almeno pari o maggiore (+2 mm) dello spessore del vetro installato.
- *The shims width is the same or bigger (+2 mm) than the installed glas spacer.*

- La posizione degli spessori deve essere garantita dall'utilizzo di materiale adeguato che ne eviti la migrazione.
- *The shims position has to be provided by using an appropriate material which avoids any movements.*

* spessori vetro non inclusi - *glazing shims not included*

Porta | Door

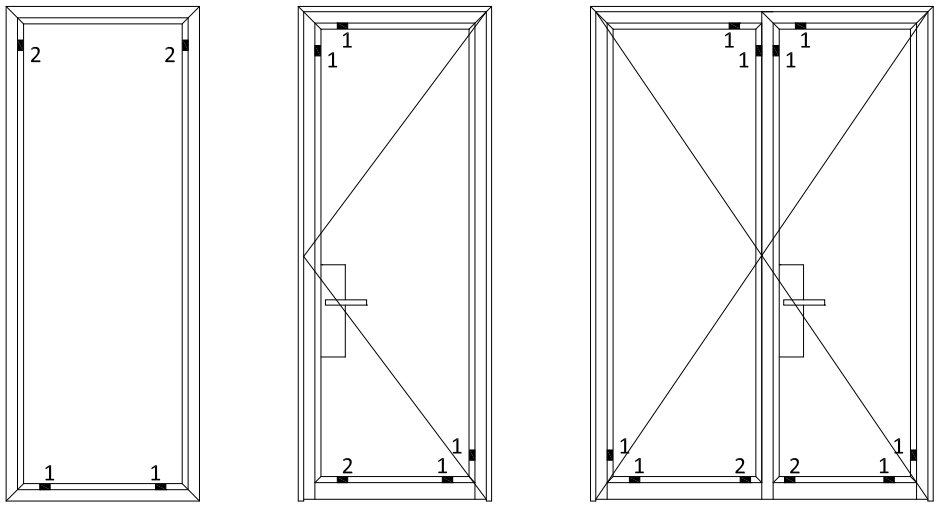


1) spessore portante | *carry shim*

2) spessore distanziatore | *compensation shim*

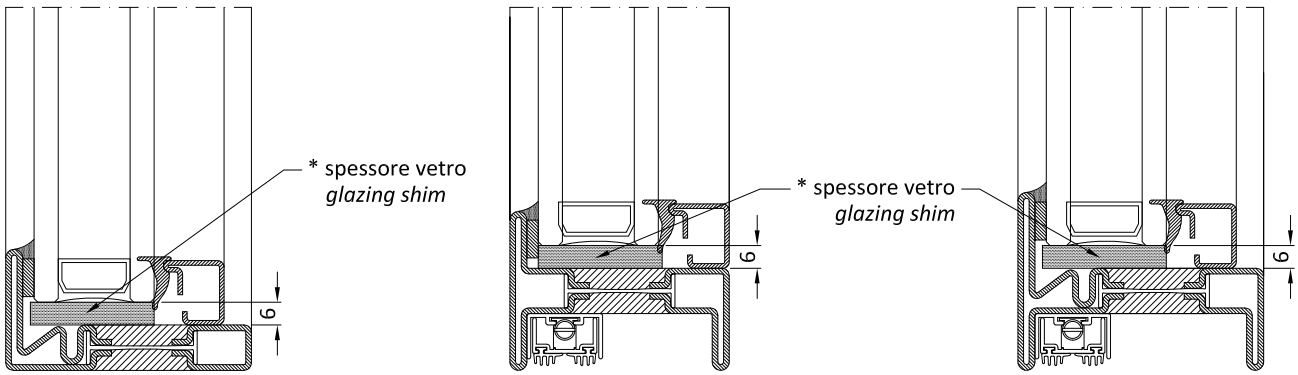


Note / *Note*

- La larghezza degli spessori è almeno pari o maggiore (+2 mm) dello spessore del vetro installato.
- *The shims width is the same or bigger (+2 mm) than the installed glas spacer.*

- La posizione degli spessori deve essere garantita dall'utilizzo di materiale adeguato che ne eviti la migrazione.
- *The shims position has to be provided by using an appropriate material which avoids any movements.*

* spessori vetro non inclusi - *glazing shims not included*

**Generalità**
I sistemi progettati e sviluppati dalla Secco Sistemi sono idonei per la fabbricazione di un'ampia gamma serramenti, vetrate e facciate in metallo. I sistemi sono rivolti ad aziende esperte e professionali nel campo della lavorazione dei metalli e della costruzione di serramenti e facciate, che sono a conoscenza delle normative di riferimento, delle direttive e delle specifiche tecniche del fornitore del sistema, nonché delle fondamentali regole dell'arte per la produzione e installazione di questi manufatti. Tutta la documentazione tecnica fornita costituisce un riferimento per i tecnici qualificati delle aziende al fine di indicare le modalità per la costruzione dei prodotti. In ogni caso i tecnici qualificati devono analizzare criticamente le indicazioni riportate per verificarne la loro adeguatezza per ogni singola commessa in relazione ai carichi, agli stress previsti e alle condizioni di messa in opera, essendo impossibile riportare in questa documentazione tutte le varianti riscontrabili nei progetti reali.

**Tolleranze**
OS2 65 è composto da una serie di profili dalle ridottissime dimensioni e prevede un accoppiamento dei telai esterni con le ante apribili con distanza di 8 mm. Per garantire il corretto funzionamento degli accessori e delle guarnizioni le lavorazioni devono essere eseguite con particolare attenzione e precisione: si consiglia di mantenere la tolleranza per la dimensione degli elementi apribili compresa tra +0/-1 mm e la tolleranza per il sormonto degli stessi compresa tra +0/+0.5 mm.

**Taglio/Lavorazioni**
I profili OS2 65 in acciaio, acciaio inox e corten possono essere tagliati con le normali troncatrici a disco utilizzate per i tubolari in acciaio, mentre per il taglio dei profili in ottone possono anche essere utilizzate troncatrici utilizzate per le serie di alluminio. Vista la loro particolare dimensione e forma si consiglia di utilizzare le ganasce di taglio previste dal sistema (AT2800) per assicurare una perfetta stabilità dei profili durante il taglio. La verifica del taglio sia per la sezione inclinata a 45° che per la sezione verticale a 90° dovrebbe garantire una tolleranza compresa tra -1°/+1°. Tutte le lavorazioni devono essere eseguite con il rispetto della seguente nota tecnica ed eventuali modifiche concordate con l'ufficio tecnico Secco Sistemi.

**Saldatura**
I profili OS2 65 possono essere saldati con i tradizionali sistemi di saldatura (MIG/MAG, TIG), con un idoneo sistema di lubrificazione/refrigerazione e utilizzando le istruzioni presenti nella presente nota tecnica ed evitando di saldare in prossimità della giunzione a taglio termico. L'eventuale riscaldamento del poliuretano libera sostanze gassose a base di aldeidi e CO: per tale ragione si consiglia di saldare con gli appositi DPI previsti e in zone con sufficiente areazione e in presenza di sistema per l'evacuazione dei fumi. I profili in corten devono essere saldati con apposito filo in corten mentre per i profili in ottone si può utilizzare un filo CuSi3. Si raccomanda di saldare in profondità e senza lasciare fori e porosità le aree in contatto, di lisciare e pulire adeguatamente la superficie saldata per garantire una corretta resistenza strutturale all'angolo e permettere una successiva verniciatura senza imperfezioni estetiche visibili (pori e ondulazioni).

**Verniciatura/Brunitura**
I profili OS2 65 sono stati progettati per essere verniciati a polveri in forni con temperature di 180°C per 25 minuti. La zona a taglio termico in poliuretano non è in grado di accogliere con sufficiente adesione le polveri poliesteri e perciò si consiglia di ricoprire tali zone, nelle sole parti destinate ad essere in vista, con apposite pellicole adesive idonee al passaggio in forno (SA1024/33/42/52). I telai prima della verniciatura o della brunitura devono essere forati come da istruzioni presenti in questa nota tecnica per permettere la fuoriuscita dei liquidi utilizzati durante il pretrattamento delle superfici. All'uscita del forno di polimerizzazione della polvere i telai vanno rimossi accuratamente e adagiati in posizione piana sino al loro completo raffreddamento.
Si consiglia di seguire il ciclo di pretrattamenti e verniciatura presente nella documentazione Secco Sistemi.

**Vetrazione**
Il sistema di fissaggio del vetro prevede l'utilizzo di fermavetri agganciati all'interno tramite clips o boccole interne e mandati in pressione con l'incastro dell'apposita guarnizione e all'esterno, l'utilizzo di siliconatura o inserimento della guarnizione adesiva GE2606 (il sistema con sigillatura è da utilizzarsi quando le ante superano 1 $m^2$ di superficie per garantire una maggior rigidità del pannello vetrato). Per il corretto funzionamento del sistema si suggerisce di verificare la perfetta compressione delle guarnizioni interne del fermavetro e la mancanza di imperfezioni lungo il perimetro della siliconatura esterna.

**Installazione**
La corretta installazione deve garantire il mantenimento delle performance dichiarate nella marcatura CE e testate in laboratorio. Si consiglia di progettare un corretto numero di fissaggi in relazione al tipo di controtelaio/muratura esistente e alle dimensioni degli elementi da installare. Al termine dell'istallazione si verifichi il corretto funzionamento del serramento (facilità di apertura/chiusura, stabilità dell'anta aperta a riposo, etc.), il rispetto delle fughe e del sormonto tra ante apribili e telai fissi, il regolare posizionamento delle guarnizioni e delle sigillature, il drenaggio del giunto aperto e la mancanza di difetti estetici sulle superfici del telai e del vetro.

***General information***
*The systems designed and developed by Secco Sistemi are suitable for the manufacturing of a wide range of doors, windows and shutters, as well as faces or facades in metal. The systems are designed for professional and expert companies in the metal-working sector and that of construction of doors, windows, shutters and facades. These companies are well aware of the specific regulations and the directions and technical specifications of the system supplier, and also the fundamental rules of the art of manufacturing and installing these products. All the technical documentation provided furnishes a source of reference for the qualified technicians of the companies, giving indications as to how the products should be constructed. These qualified experts must critically analyse the indications to verify their adequacy for each single order in terms of load, stress and conditions of installation, particularly as this documentation cannot provide for all the different variations that may be found in projects.*

***Tolerance***
*OS2 65 is made of a series of very thin profiles. It provides coupling of external frames with opening leaves with a distance of 8 mm. To ensure the correct use of hardware and gaskets the processing must be performed with great care and precision. It is advised to keep the tolerance between +0/-1 mm for opening elements and between +0/+0.5 mm for their overlapping area.*

***Cut / Processing***
*OS2 65 profiles in steel, stainless steel and corten can be cut with normal saws, like the ones used for steel pipes. OS2 65 profiles in brass can be cut with saws used for aluminium. Given their dimension and size, it is recommended to use the cutting jaws provided with the system (AT2800) to ensure perfect stability during the cutting procedure. In order to verify the correctness of the cut, the tolerance of both the 45° and the 90° sections must be between -1°/+1°. Processing must be performed in line with this technical note and any variation agreed with Secco Sistemi's Technical Department.*

***Welding***
*OS2 65 profiles can be welded with the traditional systems (MIG/MAG, TIG), with an appropriate lubricating/cooling system and according to the instructions as per this technical note. Avoid welding near the thermal break joint. Heating any polyurethane items releases gaseous substances containing aldehydes and CO. For this reason it is recommended to weld with the special DPIs provided and in areas with sufficient ventilation and with fumes disposing systems. The corten profiles must be welded with special corten wire, while for profiles in brass a CuSi3 wire can be used. It is recommended to weld in depth, to avoid leaving any holes or porosity on the surfaces and to smooth and clean the welded surface thoroughly. This is to guarantee a proper structural resistance at the corner and to allow for a later painting without any visible imperfections (pores and ripples).*
*The proper set up must guarantee that the performance in the CE marking and verified in the lab will remain constant. It is advised*

***Painting/Burnishing***
*OS2 65 profiles have been designed to be painted with the powder coating technique in industrial ovens at temperatures of 180°C for 25 minutes. The thermal break area is not designed to absorb polyester powders and therefore it's advised to cover the visible areas with appropriate industrial-oven-resistant adhesive films (SA1024/33/42/52). Holes must be drilled (as per instructions) in the frames before painting or burnishing in order to allow drainage of any liquid used as a pre-treatment of the surfaces. Once out of the oven, the frames must be accurately removed and laid in a horizontal position until complete cooling.*
*It is advised to follow pre-treatment and painting cycles as outlined in Secco Sistemi documentation.*

***Glass application***
*The glazing unit is secured by means of glazing beads which must be fixed by pressure with the dedicated clips or bushings to then fit the appropriate gasket.*
*Externally, the glazing unit must be sealed with GE2606 or by applying silicone on the whole perimeter (the latter is recommended when the glazed surface is greater than 1 sqm in order to guarantee a higher rigidity of the glazing unit).*
*In order to ensure the correct behaviour of the system, it is recommended to verify the proper pressurization of the internal glass bead gaskets and that the external silicone perimeter is completely free of imperfections.*

***Set up***
*The proper set up must guarantee that the performance in the CE marking and verified in the lab will remain constant. It is advised to design a correct series of set ups with reference to the existing type of subframe/brickwork and to the dimensions of the elements to set up. Once the set up is finished, you should verify the proper behaviour of the window/door (easiness of opening/closing, stability of the open leaf, etc.), the correctness of joints and overlapping areas between opening leaves and fixed frames, the proper positioning of gaskets and seals, the drainage of frames with weep system and the absence of any aesthetic defects on the frame and glass surfaces.*

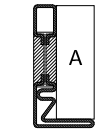


P.2801

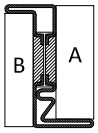


P.2803

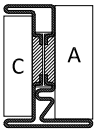


P.2805

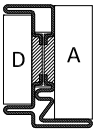


P.2815

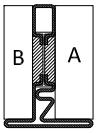


P.2822

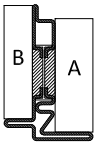


P.2832

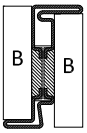


P.2833

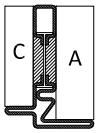


P.2842

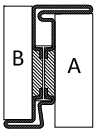


P.2843

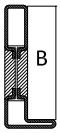


P.2851

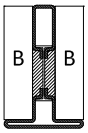


P.2852

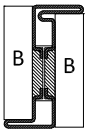


P.2853

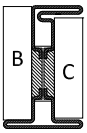


P.2855

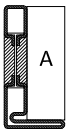


P.2861

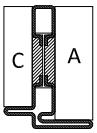


P.2862

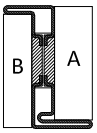


P.2863

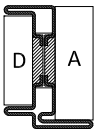


P.2865

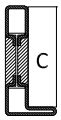


P.2871

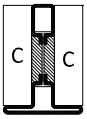


P.2872

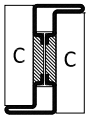


P.2873

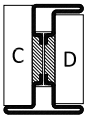


P.2874

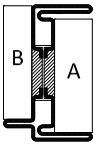


P.2875

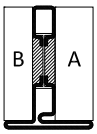


P.2882

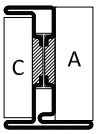


P.2885

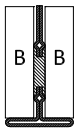


P.2654

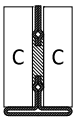


P.2664

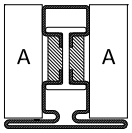


P.2652

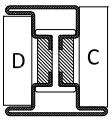


P.2655

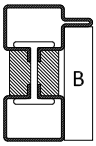


P.2891

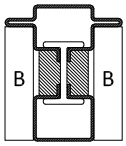


P.2892

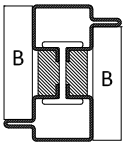


P.2893

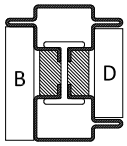


P.2895

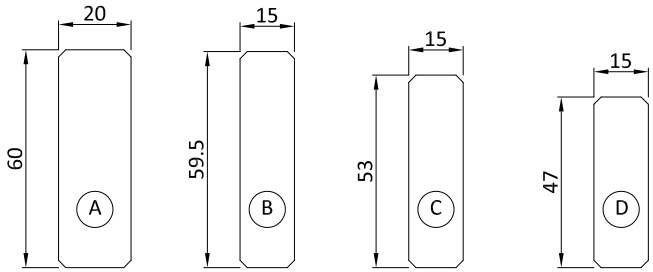

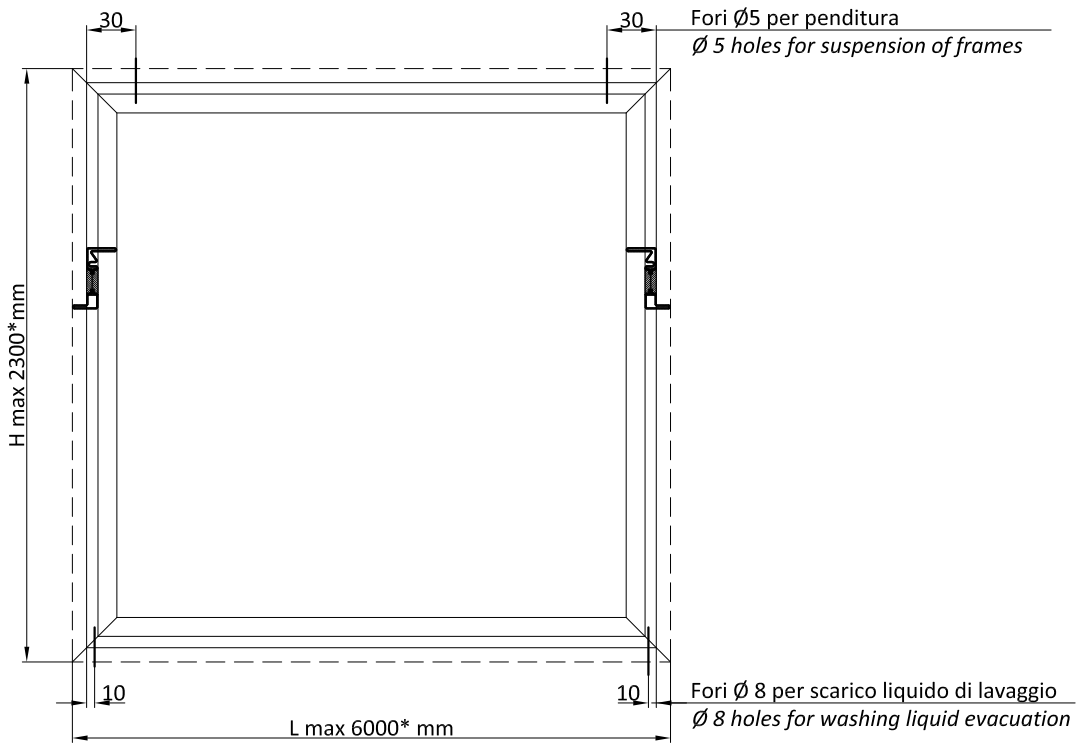


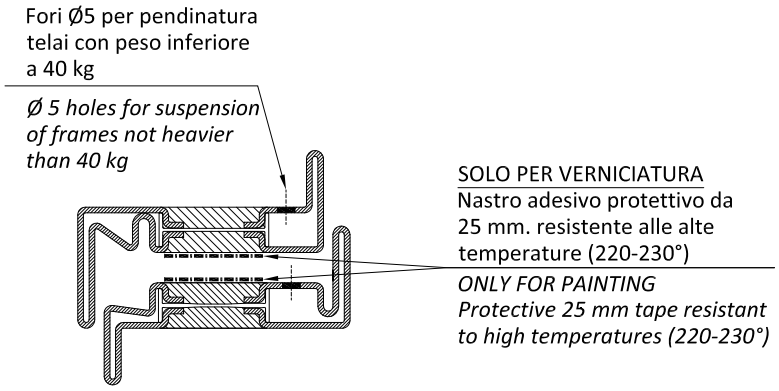


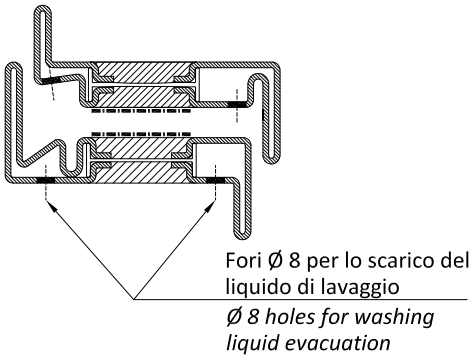


SOLO PER BRUNITURA

Preparare il profilo da trattare pulendolo con una paglietta tipo Scotch Brite in modo da ottenere superfici lucide e uniformi.

Movimentare il prodotto carteggiato con cautela per non danneggiare la finitura superficiale e non toccare a mani nude il profilo per ottenere un trattamento di brunitura uniforme.

*ONLY FOR BURNISHING*

*Prepare the profile grinding it with a Scotch Brite wool in order to obtain uniform surfaces.*

*Ease profiles carefully to avoid any damages on the surface as well as do not touch it with hands to allow an uniform burnishing.*

* Dimensioni massime disponibili nell'impianto di Secco Sistemi
*Maximum available size in the Secco Sistemi plant*

**Troncatrice**

*caratteristiche minime della macchina*

- Potenza: 1.8 – 2.5 kW;
- Possibilità di taglio a 45° nei due sensi e a 90°;
- Velocità di taglio ideali: 15-30 giri/min per acciaio inox;
  60-90 giri/min per acciaio zincato e corten,
  90 giri/min o superiori per bronzo (OT/67);
- Capacita di taglio: 150 x 80 mm a 90°;
  100 mm taglio a 45°.

*caratteristiche della lama*

- Lama da 350 mm con spessore 2.5 mm;
- N° denti: - 300 per tagli a 45°;
  - 350 per tagli a 90°;
- Materiale: HSS (verificare materiali di commercio con finiture che migliorano la durata delle lame).

NB: è possibile tagliare la lega OT/67 con le stesse macchine dell'alluminio.

**Pantografo**

*caratteristiche minime della macchina*

- Mandrino con velocità regolabile 2000-11000 giri/min (per un corretta lavorazione su acciaio inox è necessario operare a n° ridotto di giri < 4000);
- Struttura in ghisa adatta al taglio acciaio;
- Testata pesante per limitare le vibrazioni;
- Chiusura del profilo da lavorare con morse.

*caratteristiche minime delle frese*

- Materiale: HSS (verificare materiali di commercio con finiture che migliorano la durata delle frese);
- Frese a 4 denti;
- Frese con diametro 5 mm per le lavorazioni di scasso.

**Forature**

*montaggio componenti di chiusura e movimentazione sui profilati in acciaio inox*

- Forare con punte da trapano HSS del diametro indicato sulla corrispondente tavola tecnica;
- Maschiare il foro con vite autofilettante zincocromata avente diametro corrispondente alla vite inox fornita nel kit con l'articolo da montare;
- Posizionamento e fissaggio definitivo dell'articolo con le viti inox in dotazione.

*fresatura di cave e asole sui profili inox*

- Adoperare macchine (pantografi o fresatrici) adeguate alle lavorazioni dell'acciaio;
- Regolazione del numero di giri max (3000 giri/1');
- Impiego di frese di diametro massimo di 8mm a 4 pale in acciaio HSS;
- Abbondare con la lubrificazione, concentrata sull'utensile;
- Ridurre l'avanzamento fino ad accertare un taglio il più regolare possibile;
- È normale un'usura accelerata dell'utensile.

**Cutter**

*Minimum requirements for the use of the machine*

- Power: 1.8 – 2.5 kW;
- Possibility of cutting at 45° in both directions and at 90°;
- Ideal cutting speed: 15-30 rmp for stainless steel;
  60-90 rmp for galvanised and corten steel;
  90 rmp or higher for bronze (OT/67);
- Cutting capability: 150 x 80 mm at 90°;
  100 mm cut at 45°.

*Blade specifications*

- 350 mm blade with a 2.5 mm thickness;
- Number of teeth: 300 for 45° cut;
  350 for 90° cut;
- Material: HSS (please verify availability of longer lasting material on the market).

Note: OT/67 alloy can be cut with machines made for aluminum.

**Phantograph**

*Minimum requirements for the use of the machine*

- Mandrel with a 2000-11000 rmp adjustable speed (for a proper stainless steel processing a slower speed is required i.e.<4000 rpm);
- Machine should be made of cast iron suitable for steel cutting;
- Heavy head in order to limit vibrations;
- Secure the profile to be processed in jaws.

*Minimum requirements for the use of a milling machine*

- Material: HSS (please verify availability of longer lasting material on the market);
- Use a 4-tooth milling machine;
- Use a milling machine with a 5-mm diameter for groove processing.

**Drilling**

*How to mount closing and moving components on a stainless steel profile*

- Use a HSS drill. The diameter of the drill is indicated in the technical note;
- Thread the hole with self-threading zinc-plated screws with the same diameter as the stainless steel screw provided with the kit;
- Position and secure the item with the stainless steel screws provided.

*Milling slots and loops in the profiles*

- Use machines designed for steel processing (pantographs or milling machines);
- Max rpm setting (3000 rpm);
- Use milling machines with a diameter no bigger than 8 mm and with 4 HSS steel blades;
- Exceed with lubrication, mainly on the machine;
- Processed slowly until the milling is as clean as possible;
- Expect a fast wearing of the machine.

APERTURA INTERNA | *INWARD OPENING*

sinistra | *left*

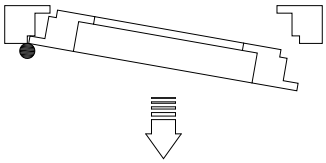

vista interna | *inside view*

destra | *right*

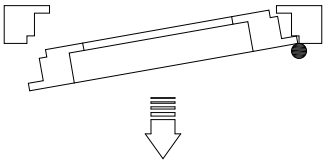

vista interna | *inside view*

| Codice *Code* | Profilo anta *Leaf profile* |
|---|---|
| Kit cremonese \| *Cremone bolt* | |
| AC 2623 S | P.2833 |
| AC 2624 S | P.2833-P.2843 |
| AC 2625 S | P.2843 |
| Cerniere \| *Hinges* | |
| AC 2629.S | P.2833 |
| AC 2649.ISED | P.2843 |
| Serratura multipunto \| *Multi-lock set* | |
| AC 2694 S | P.2833-P.2843 |

| Codice *Code* | Profilo anta *Leaf profile* |
|---|---|
| Kit cremonese \| *Cremone bolt* | |
| AC 2623 D | P.2833 |
| AC 2624 D | P.2833-P.2843 |
| AC 2625 D | P.2843 |
| Cerniere \| *Hinges* | |
| AC 2629.D | P.2833 |
| AC 2650.IDES | P.2843 |
| Serratura multipunto \| *Multi-lock set* | |
| AC 2694 D | P.2833-P.2843 |

APERTURA ESTERNA | *OUTWARD OPENING*

sinistra | *left*

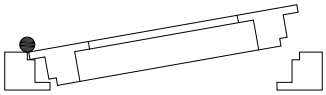

vista interna | *inside view*

destra | *right*

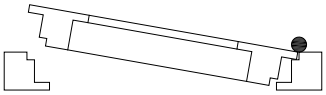

vista interna | *inside view*

| Codice *Code* | Profilo anta *Leaf profile* |
|---|---|
| Kit cremonese \| *Cremone bolt* | |
| AC 2683 S | P.2862 |
| AC 2684 S | P.2862 |
| Cerniere \| *Hinges* | |
| AC 2649.IDES | P.2862 |
| Serratura multipunto \| *Multi-lock set* | |
| AC 2694 D | P.2862 |

| Codice *Code* | Profilo anta *Leaf profile* |
|---|---|
| Kit cremonese \| *Cremone bolt* | |
| AC 2683 D | P.2862 |
| AC 2684 D | P.2862 |
| Cerniere \| *Hinges* | |
| AC 2649.ISED | P.2862 |
| Serratura multipunto \| *Multi-lock set* | |
| AC 2694 S | P.2862 |

1. Controllo materiale in arrivo / *Incoming equipment Control*

   Verifica visiva dell'intergrità delle barre con attenzione a: / *Profiles wholeness visual control paying attention to:*

   - Strisci profondi / *Deep scratches* — verifica visiva / *visual control*
   - Botte e avvallamenti sulla superficie / *Bumps and dips on surface* — verifica visiva / *visual control*
   - Rettilineità barre / *Profiles straightness tolerance* — 0,002 x L
   - Svergolamento / *Profiles twist tolerance* — 1° x m

2. Taglio barre e controllo barre / *Cut and Control of profiles*
   - Misura lunghezza / *Length measurement* — ±0.5 mm
   - Verifica 45° / *45° Control* — ± 1°
   - Verifica 90° / *90° Control* — ± 1°

*3.* Lavorazioni su barra / *Section processing*

| **Finestra / *Window*** | Aperture interne / *Inward opening* | | Aperture esterne / *Outward opening* | |
|---|---|---|---|---|
| Fori per cerniere a tre ali<br>*Three-wing hinge holes* | AC2628<br>sez 4.3.27-28 | AC2648<br>sez 4.3.31-32 | AC2648<br>sez 4.3.33-34 | |
| Foratura per cerniera a due ali<br>*Two-wing hinge holes* | AC2629/30<br>sez 4.3.29-30 | AC2649/50<br>sez 4.3.35-36 | AC2649/50<br>sez 4.3.37-38 | |
| Fori e asole per cremonese anta singola<br>*Single leaf windows espagnolette holes* | AC2623<br>sez 4.3.17 | AC2625<br>sez 4.3.20 | AC2683<br>sez 4.3.21-22 | |
| Fori e asole per cremonese anta doppia<br>*Double leaf windows espagnolette holes* | AC2624<br>sez 4.3.18 | AC2624<br>sez 4.3.19 | AC2684<br>sez 4.3.23-24 | |
| Fori e asole per chiusura supplementare<br>*Additional locking points slots and holes* | AC2626R<br>sez 4.3.25 | | AC2626R<br>sez 4.3.26 | |
| Fori per scarico acqua<br>*Water drip holes* | AC2618<br>sez 4.3.13 | | | |
| Taglio punta per inversione battuta<br>*Secondary leaf top central joint working* | AC2651<br>sez 4.3.3-4 | AC2652<br>sez 4.3.5-6 | AC2653<br>sez 4.3.7-8 | |
| Fori inserimento rinforzi cerniere<br>*Hinge reinforcement holes* | -<br>sez 4.3.1 | | -<br>sez 4.3.2 | |
| Fresatura per catenacci 2° anta<br>*Secondary leaf flush bolt milling* | AC2621RX/MX<br>sez 4.3.48-49 | | AC2621RX/MX<br>sez 4.3.50 | |
| Fori limitatori apertura per apertura ad anta<br>*Restrictor stays holes* | | | AC2687<br>sez 4.3.42-44 | |
| Fresature per compassi sporgere<br>*Stay arm for awning windows milling* | | | AC2688<br>sez 4.3.45 | |
| Fresature per limitatori sporgere<br>*Stay arm for awning windows milling* | - | - | AC2690<br>sez 4.3.47 | |
| Fori staffe per P.2610<br>*P.2610 coupling brackets holes* | AC2610I<br>sez 4.3.12 | | | |
| Lavorazione gocciolatoio<br>*Water drip section workink* | P.2620<br>sez 4.3.14 | | | |
| Fori fissaggio a muro<br>*Wall mounting holes* | sez 3.3.1-5 | | sez 3.3.1-5 | |

| **Porta / *Door*** | Aperture interne / *Inward opening* | | Aperture esterne / *Outward opening* | |
|---|---|---|---|---|
| Fori per cerniere a tre ali<br>*Three-wing hinge holes* | AC2628<br>sez 4.3.27-28 | AC2648<br>sez 4.3.31-32 | AC2648<br>sez 4.3.33-34 | |
| Foratura per cerniera a due ali<br>*Two-wing hinge holes* | AC2629/30<br>sez 4.3.29-30 | AC2649/50<br>sez 4.3.35-36 | AC2649/50<br>sez 4.3.37-38 | |
| Fori e asole per serratura e incontri<br>*Lock and strike slots and holes* | AC2693<br>sez 4.3.53 | AC2694<br>sez 4.3.55 | AC2693<br>sez 4.3.54 | AC2694<br>sez 4.3.56 |
| Fori e asole per chiusura supplementare<br>*Additional locking points slots and holes* | AC2695<br>sez 4.3.57 | | AC2695<br>sez 4.3.58 | |
| Taglio punta per inversione battuta<br>*Secondary leaf top central joint working* | AC2651<br>sez 4.3.3-4 | AC2652<br>sez 4.3.5-6 | AC2653<br>sez 4.3.7-8 | |
| Fori inserimento rinforzi cerniere<br>*Hinge reinforcement holes* | -<br>sez 4.3.1 | | -<br>sez 4.3.2 | |
| Fresatura per catenacci 2° anta<br>*Secondary leaf flush bolt milling* | AC2621RX/MX<br>sez 4.3.48-49 | | AC2621RX/MX<br>sez 4.3.50 | |
| Fori fissaggio a muro<br>*Wall mounting holes* | sez 3.3.1-5 | | sez 3.3.1-5 | |

4. Assiemaggio / *Assembly*

| **Finestra / *Window*** | Aperture interne / *Inward opening* | | Aperture esterne / *Outward opening* | |
|---|---|---|---|---|
| Costruzione telai | | | | |
| Inserimento squadrette (profili ottone) – Saldatura / *Brackets insertion (brass section) - Welding* | AC28xx<br>sez 4.4.1-3 | | AC28xx<br>sez 4.4.1-3 | |
| Sigillatura interna della giunzione (ottone)<br>*Internal joint sealing (brass sections)* | AC28xx<br>sez 4.4.1-3 | | AC28xx<br>sez 4.4.1-3 | |
| Taglio punta per inversione battuta<br>*Secondary leaf top central joint working* | AC2651<br>sez 4.3.3-4 | AC2652<br>sez 4.3.5-6 | AC2653<br>sez 4.3.7-8 | |
| Applicazione accessori | | | | |
| Fori inserimento rinforzi cerniere<br>*Hinge reinforcement holes* | -<br>sez 4.3.1 | | -<br>sez 4.3.2 | |
| Fori per cerniere a tre ali<br>*Three-wing hinge holes* | AC2628<br>sez 4.3.27-28 | AC2648<br>sez 4.3.31-32 | AC2648<br>sez 4.3.33-34 | |
| Foratura per cerniera a due ali<br>*Two-wing hinge holes* | AC2629/30<br>sez 4.3.29-30 | AC2649/50<br>sez 4.3.35-36 | AC2649/50<br>sez 4.3.37-38 | |
| Saldatura cerniere a saldare<br>*Hinge welding* | AC2631/32<br>sez 4.4.5 | AC2631/32<br>sez 4.4.6 | AC2631/32<br>sez 4.4.7 | |
| Fori snapper 2° anta<br>*Secondary leaf snapper holes* | AC2622<br>sez 4.5.6 | AC2622<br>sez 4.5.8 | | |
| Fori cerniera a scomparsa vasistas<br>*Concealed hinges for bottom hung window holes* | AC2639<br>sez 4.5.21-22 | | | |
| Fori cricchetto e braccetti vasistas<br>*Finger catch and stay arms for bottom hung window holes* | AC2640/41<br>sez 4.5.23 | | | |
| Fori chiusure mediane a scomparsa<br>Concealed medians closures holes | AC2627<br>sez 4.5.16 | | | |
| Fori maniglia trascinamento seconda anta<br>*Fixed handle for secondary leaf holes* | | | AC2680<br>sez 4.5.24 | |
| Fori limitatori apertura per apertura ad anta<br>*Restrictor stays holes* | | | AC2687<br>sez 4.3.42-44 | |
| Fori compassi sporgere<br>*Stay arm for awning windows holes* | | | AC2688<br>sez 4.3.45 | AC2689<br>sez 4.3.46 |
| Fori limitatori sporgere<br>*Stay arm for awning windows holes* | - | - | AC2690<br>sez 4.3.47 | |

| **Porta / *Door*** | Aperture interne / *Inward opening* | | Aperture esterne / *Outward opening* | |
|---|---|---|---|---|
| Costruzione telai / *Frame assembly* | | | | |
| Inserimento squadrette (profili ottone) – Saldatura / *Brackets insertion (brass section) - Welding* | AC28xx<br>sez 4.4.1-3 | | AC28xx<br>sez 4.4.1-3 | |
| Sigillatura interna della giunzione (ottone)<br>*Internal joint sealing (brass sections)* | AC28xx<br>sez 4.4.1-3 | | AC28xx<br>sez 4.4.1-3 | |
| Taglio punta per inversione battuta<br>*Secondary leaf top central joint working* | AC2651<br>sez 4.3.3-4 | AC2652<br>sez 4.3.5-6 | AC2653<br>sez 4.3.7-8 | |

Applicazione accessori / *Accessories installation*

| | | | | |
|---|---|---|---|---|
| Fori inserimento rinforzi cerniere<br>*Hinge reinforcement holes* | -<br>sez 4.3.1 | | -<br>sez 4.3.2 | |
| Fori per cerniere a tre ali<br>*Three-wing hinge holes* | AC2628<br>sez 4.3.27-28 | AC2648<br>sez 4.3.31-32 | AC2648<br>sez 4.3.33-34 | |
| Foratura per cerniera a due ali<br>*Two-wing hinge holes* | AC2629/30<br>sez 4.3.29-30 | AC2649/50<br>sez 4.3.35-36 | AC2649/50<br>sez 4.3.37-38 | |
| Saldatura cerniere a saldare<br>*Hinge welding* | AC2631/32<br>sez 4.4.5 | AC2631/32<br>sez 4.4.6 | AC2631/32<br>sez 4.4.7 | |
| Lavorazione per paraspiffero automatico<br>*Automatic door bottom seal installation holes* | AC2636<br>sez 4.3.51 | | AC2636<br>sez 4.3.52 | |

5. Preparazione per verniciatura - brunitura /*Preparation for the powder coating - burnishing*
   a. Fori su telaio per scarichi liquidi pretrattamento — sez 5.1.4
      *Holes on frame for the drainage of pretreatment liquid*
   b. Marcatura e imballo telai esterni e ante — -
      *External frames and leafs branding and packing*
   c. Marcatura e imballo telai fermavetro — -
      *Glazingbeads frames branding and packing*
   d. Marcatura e imballo profili complementari — -
      *Additional profiles branding and packing*
   e. Imballo scarichi acqua e cerniere — -
      *Accessories (water drip, hinges) branding and packing*

6. Applicazione accessori e sigillatura / *Hardware and accessories installation and sealing*
   a. Porta / *Door*
      I. Montaggio cerniere / *Hinges installation* — sez 4.3.27-28 | 4.4.5-7
      II. Montaggio serratura e incontri / *Lock and strikes installation* — sez 4.5.25-28
      III. Applicazione paraspiffero automatico / *Automatic door bottom seal installation holes* — sez 4.3.51-52
      IV. Montaggio catenaccio / *Flush bolt installation* — sez. 4.3.48-49
      V. Montaggio guarnizioni di battuta / *Gasket installation*
      VI. Sigillatura angolo nel TT / *Corner joint sealing*
   b. Finestra e fissi
      I. Applicazione e sigillatura guarnizioni giunto aperto / *Sealing of central gasket* — sez 4.5.1
      II. Applicazione scarichi acqua / *water drip installation* — sez 4.5.1
      III. Montaggio cerniere / compassi / vasistas etc / *Hinges and arms installation (side hung, bottom hung, awning, etc)* — sez 4.5.16-24
      IV. Montaggio cremonese e incontri / *Espagnolette installion* — sez 4.5.3-15
      V. Montaggio guarnizioni di battuta / *Gasket installation*
      VI. Sigillatura angolo nel TT / *Corner joint sealing*

7. Vetrazione / *Glazing*
   a. Applicazione clips fermavetro / *glazing bead clips installation* — sez 2.8.1-12
   b. Applicazione guarnizione esterna / *External glazing gasket installation*
   c. Applicazione vetro (spessoramento) / *Glazing installation (setting blocks)* — sez 4.6.1-2
   d. Inserimento fermavetri / *Glazing beads application*
   e. Inserimento guarnizione interna fermavetro / *Fit glazing bead to glass gasket*
   f. Verifica corretta compressione guarnizione / *Control of the right compression of the gasket*

8. Controlli su prodotto finito / *Control on finished element*
   a. Verifica distanza tra anta e telaio / *Control of gap between leaf and frame* — +0 +0.5 mm
   b. Verifica sormonto anta su telaio / *Control of leaf surmount* — +0 +1 mm
   c. Verifica sigillature per scarico acqua / *Control of central gasket sealing* — test con acqua su giunto / *test with water*
   d. Verifica funzionamento cremonese/maniglia serratura *Control of hardware functioning*
   e. Verifica finitura superficiale / *Control of surface finishing*

9. Controlli dopo la posa / *Controls after installation*
   a. Verifica corretta installazione telai: squadra, piombo, misure / *Control of alignment and plulmbing of frame and leaf*
   b. Verifica distanza tra anta e telaio / *Control of gap between leaf and frame* — +0 +0.5 mm
   c. Verifica sormonto anta su telaio / *Control of leaf surmount* — +0, +1 mm
   d. Verifica sigillature per scarico acqua / *Control of central gasket sealing* — test con acqua su giunto / *test with water*
   e. Verifica funzionamento cremonese/maniglia serratura *Control of hardware functioning*
   f. Verifica finitura superficiale / *Control of surface finishing*

**MATERIALI**

**ACCIAIO INOX**
**Materiale**
Profilati ricavati da nastro di lamiera di acciaio inox laminato a freddo pre-trattato industrialmente per garantire la massima qualità e uniformità.
**Caratteristiche fisiche**
AISI 316L Marino (X2 CrNiMo 17-12-2)
**Norme di riferimento**
EN 10088-2; EU 114
**Trattamenti superficiali**
Finitura Scotch Brite: ottenuta su nastro AISI 316L (marino) con finitura superficiale 2B con successiva spazzolatura Scoth Brite.

**ACCIAIO COR-TEN**
**Materiale**
Profilati ottenuti da nastro in acciaio altoresistenziale, autopassivante (che un tempo veniva commercializzato con il nome Cor-Ten) tale da formare, se esposto all'aria, uno strato di ossido uniforme e stabile che, ricoprendo la lamiera, ne arresta la corrosione atmosferica.
**Caratteristiche fisiche**
*Fe 510 X (C max % 0,12: Si % 0,25-0,75: Mn % 0,20-0,50: P % 0,07-0,15: Cu % 0,25-0,55: Cr % 0,30-1,25: Ni max % 0,65)*
**Norme di riferimento**
EN 10149
**Trattamenti superficiali**
Dopo la profilatura il materiale viene immerso in speciali bagni ossidanti tali da accelerare la formazione dello strato protettivo. Raggiunta la tonalità desiderata della superficie si procede ad una ceratura di stabilizzazione del materiale.

**ACCIAIO ZINCATO VERNICIATO**
**Materiale**
Profilati ottenuti da nastro in lamiera di acciaio zincato a caldo sistema Sendzimir finitura skinpassata
**Caratteristiche fisiche**
FeP02 GZ 200 (copertura di zinco pari a 200gr/$m^2$ per faccia)
**Norme di riferimento**
UNI EN 10142/3/7; EURONORM 143
**Trattamenti superficiali per la verniciatura**
La preparazione del supporto zincato si effettua tramite i processi di sgrassaggio, decapaggio e lavaggio in acqua. Segue l'applicazione di uno strato di zinco per fosfatazione seguito da lavaggi in acqua demineralizzata. Infine applicazione della mano a finire con polveri poliestere cotte in forno a 180 °C per 25 minuti.

**LEGA DI RAME OT67**
**Materiale**
Profilati ottenuti da nastro di Lega di Rame OT67 laminato a freddo rincrudito allo stato grezzo.
**Caratteristiche fisiche**
Cu Zn 33 CW 506L (OT 67, 67% rame e 33% zinco)
**Norme di riferimento**
EN 1652:1999
**Trattamenti superficiali**
Finitura brunita: dopo la profilatura viene eseguita una ricottura di distensione, quindi la pulitura meccanica con abrasivo e la successiva brunitura per immersione con liquido brunitore; il profilo viene poi lavato e asciugato ed infine protetto mediante trattamento con olio di vaselina.
Finitura lucida: dopo la profilatura viene eseguita una ricottura di distensione e successivamente la lucidatura a specchio.

***MATERIALS***

***STAINLESS STEEL***
***Materials***
*Sections processed out of the cold-rolled coils, industrially pre-treated for utmost quality and uniformity.*
***Physical features***
AISI 316L Marino (X2 CrNiMo 17-12-2)
***Norms of reference***
EN 10088-2; EU 114
***Surface treatment***
*Scotch Brite: obtained on AISI 316L (marine) coil 2B pre-finish with Scotch-Brite post-scrubbing.*

***CORTEN STEEL***
***Materials***
*Sections processed out of highly resistant self-oxidising steel coils – once traded under the name Cor-Ten. If exposed to the open air, it produces a uniform protective layer that reduces weather corrosion.*
***Physical features***
*Fe 510 X (C max % 0,12: Si % 0,25-0,75: Mn % 0,20-0,50: P % 0,07-0,15: Cu % 0,25-0,55: Cr % 0,30-1,25: Ni max % 0,65)*
***Norms of reference***
EN 10149
***Surface treatment***
*After forming, sections are plunged into a special oxydising bath to catalyze formation of the protective coating. Once the desired tone obtained, sections are stabilized by a wax coating.*

***GALVANIZED AND PAINTED STEEL***
***Materials***
*Sections processed out of hot galvanized steel coils, band "Sendzimir, skinpassed finishing.*
***Physical features***
FeP02 GZ 200 (*with zinc coating of 200 gr/sq x m on both faces*)
***Norms of reference***
UNI EN 10142/3/7; EURONORM 143
***Pre-painted surface treatment***
*The preparation of a galvanised surface in made through several processes: degreasing, pickling an washing. A coating of zinc is then applied through a phosphatising process followed by rinses in demineralised water. A final coat in then applied with polyester powders baked at 180 °C for 25 minutes.*

***COPPER ALLOY OT67***
***Materials***
*Sections processed out of copper alloy coils, industrially cold-rolled.*
***Physical features***
Cu Zn 33 CW 506L (OT 67, 67% *copper* and 33% *zinc*)
***Norms of reference***
EN 1652:1999
***Surface treatment***
*Burnished finish: after forming, the product is submitted to stress relieving, then to mechanical cleaning with abrasive products and ultimately to burnishing by plunging into a burnishing solution. It is then washed and dried and protected with a vaseline coating.*
*Glossy finish: after forming, the product is submitted to stress relieveing and then mirror-like polished.*

**INDICE ANALITICO | SUBJECT INDEX**

**AC2608** 2.8.1-4|2.8.10
**AC2609** 2.8.5|2.8.10
**AC2610I** 4.3.12
**AC2617N** 4.5.1
**AC2618** 4.3.13|4.5.1
**AC2618NE** 4.3.13|4.5.1
**AC2621GA** 4.3.48-50
**AC2621GB** 4.3. 48-50
**AC2621GC** 4.3. 48-50
**AC2622** 4.5.6|4.5.8
**AC2623D** 4.3.17|4.5.3-4|5.3.1
**AC2623ED** 4.3.17|4.5.3-4|5.3.1
**AC2623S** 4.3.17|4.5.3-4|5.3.1
**AC2623ES** 4.3.17|4.5.3-4|5.3.1
**AC2624D** 4.3.18-19|4.5.5-8|5.3.1
**AC2624ED** 4.3.18-19|4.5.5-8|5.3.1
**AC2624S** 4.3.18-19|4.5.5-8|5.3.1
**AC2624ES** 4.3.18-19|4.5.5-8|5.3.1
**AC2625D** 4.3.20|4.5.9-10|5.3.1
**AC2625ED** 4.3.20|4.5.9-10|5.3.1
**AC2625S** 4.3.20|4.5.9-10|5.3.1
**AC2625ES** 4.3.20|4.5.9-10|5.3.1
**AC2626R** 4.3.25-26|4.5.3-10|4.5.12|4.5.14-15
**AC2627** 4.5.16
**AC2628** 1.2.1-2|4.3.27-28|4.5.17-18
**AC2629** 1.2.1-2|4.3.29-30|4.5.17-18|5.3.1
**AC2630** 1.2.1-2|4.3.29-30|4.5.17-18|5.3.1
**AC2631/A** 1.2.1-3|4.4.5-7
**AC2631/B** 1.2.1-4|4.4.5-7
**AC2632/B** 1.2.1-4|4.4.5-7
**AC2632/C** 1.2.2|1.2.4|4.4.5-7
**AC2636** 4.3.51-52
**AC2639** 1.2.1|4.5.21-22
**AC2640** 4.5.23
**AC2641** 4.5.23
**AC2648** 1.2.3-4|4.3.31-34|4.5.19-20
**AC2649** 1.2.3-4|4.3.35-38|4.5.19-20|5.3.1
**AC2650** 1.2.3-4|4.3.35-38|4.5.19-20|5.3.1
**AC2651** 4.3.3-4
**AC2652** 4.3.5-6
**AC2653** 4.3.7-8
**AC2654** 4.3.9
**AC2658** 4.3.10
**AC2659** 4.3.11
**AC2680** 4.5.24
**AC2683D** 4.3.21-22|4.5.12-13|5.3.1
**AC2683ED** 4.3.21-22|4.5.12-13|5.3.1
**AC2683S** 4.3.21-22|4.5.12-13|5.3.1
**AC2683ES** 4.3.21-22|4.5.12-13|5.3.1
**AC2684D** 4.3.23-24|4.5.14-15|5.3.1
**AC2684ED** 4.3.23-24|4.5.14-15|5.3.1
**AC2684S** 4.3.23-24|4.5.14-15|5.3.1
**AC2684ES** 4.3.23-24|4.5.14-15|5.3.1
**AC2685D** 4.3.39-40
**AC2685S** 4.3.39-40
**AC2686** 4.3.41
**AC2687** 4.3.42-44
**AC2688** 1.2.3|4.3.45
**AC2689** 1.2.3|4.3.46
**AC2690** 4.3.47
**AC2693** 4.3.53-54
**AC2694D** 4.3.55-56|4.5.25-26
**AC2694S** 4.3.55-56|4.5.25-26
**AC2695D** 4.3.57-58|4.5.25|4.5.27
**AC2695S** 4.3.57-58|4.5.25|4.5.27
**AC2696** 4.5.25|4.5.29
**AC2697** 4.5.25|4.5.29
**AC2775/1** 4.5.30
**AC2801I** 4.4.1-3
**AC2803I** 4.4.1-3
**AC2805I** 4.4.1-3
**AC2822I** 4.4.1-3
**AC2832I** 4.4.1-3
**AC2833I** 4.4.1-3
**AC2843I** 4.4.1-3
**AC2851I** 4.4.1-3
**AC2852I** 4.4.1-3
**AC2853I** 4.4.1-3
**AC2855I** 4.4.1-3
**AC2862I** 4.4.1-3
**AC2865I** 4.4.1-3
**AC2871I** 4.4.1-3
**AC2872I** 4.4.1-3
**AC2875I** 4.4.1-3
**AC2891I** 4.4.1-3
**AC2892I** 4.4.1-3
**AC2895I** 4.4.1-3
**ACV771** 4.5.29
**ACV772** 4.5.29
**ACV773** 4.5.29
**ACV774** 4.5.29
**ACV776** 4.5.29
**ACV777** 4.5.29
**ACV779** 4.5.29
**ACV781** 4.5.29
**ACV782** 4.5.29
**ACV783** 4.5.29
**ACV784** 4.5.29
**ACV786** 4.5.29
**ACV787** 4.5.29

**ACV789** ..... 4.5.29
**ACV793D** ..... 4.5.30
**ACV793S** ..... 4.5.30
**ACV952** ..... 4.5.31
**ACV953** ..... 4.5.31
**ACV954** ..... 4.5.31
**ACV964** ..... 4.5.32
**AT2800** ..... 5.1.3
**CV1023** ..... 2.8.6
**CV1243** ..... 2.8.7-11
**CV5012** ..... 2.8.6-10
**P.2620** ..... 4.3.14
**P.2660** ..... 4.3.15
**P.2670** ..... 4.3.16
**P.2671** ..... 4.3.16

**Secco Sistemi spa**
via Terraglio 195
31022 Preganziol TV - Italy
tel. +39 0422 497700
fax +39 0422 497705
info@seccosistemi.it
www.seccosistemi.it

ED. | IT-EN | 12.2021