OS2 85

CATALOGO TECNICO TECHNICAL CATALOGUE

versione 03/2023

1 Informazioni generali / *General informations*

Descrizione del sistema / *System description* 1.1.1

Tipologie e limiti dimensionali / *Typologies and dimensional limits* ..... 1.2.1 – 1.2.5

2 Componenti del sistema / *System component*

Profili / *Profiles* ..... 2.1.1 – 2.1.6

Accessori / *Accessories* ..... 2.2.1 – 2.2.9

Ferramenta / *Hardware* ..... 2.3.1 – 2.3.2

Squadrette / *Brackets* ..... 2.4.1 – 2.4.4

Maniglie / *Handles* ..... 2.5.1 – 2.5.7

Guarnizioni / *Gaskets* ..... 2.6.1 – 2.6.2

Attrezzature / *Working tools* ..... 2.7.1 – 2.7.2

Prodotti / *Products* ..... 2.8.1 – 2.8.2

Fermavetri / *Glazing beads* ..... 2.9.1 – 2.9.13

3 Tecnica del sistema / *System technique*

Varianti del sistema / *System variations* ..... 3.1.1 – 3.1.8

Sezioni / *Sections* ..... 3.2.1 – 3.2.27

Attacchi a muro / *Attachment to structure* ..... 3.3.1 – 3.3.5

4 Lavorazioni e ciclo produttivo / *Processing plan*

Ciclo produttivo porte e finestre / *Door and window processing plan* ..... 4.1.1 – 4.1.2

Distinte di taglio - Lista componenti / *Cutting list - Component list* ..... 4.2.1 – 4.2.30

Lavorazioni su barra / *Bar workings* ..... 4.3.1 – 4.3.55

Assiemaggio / *Assembling* ..... 4.4.1 – 4.4.7

Applicazione accessori / *Accessory installation* ..... 4.5.1 – 4.5.28

Lavorazione e applicazione accessori AR / *Working and installation of T&T accessories* ..... 4.6.1 – 4.6.16

Vetrazione / *Glazing* ..... 4.7.1 – 4.7.2

5 Note generali sul processo / *Processing general informations*

Raccomandazioni per la lavorazione / *Working reccomendations* ..... 5.1.1 – 5.1.4

Taglio, asolature, forature / *Cutting, slots, holes* ..... 5.2.1 – 5.2.2

Senso di apertura / *Side opening* 5.3.1

Controllo qualità / Quality control activities ..... 5.4.1 – 5.4.5

Materiali e finiture / *Material and finishing* ..... 5.5.1 – 5.5.2

Indice analitico / *Subject index* ..... 5.6.1 – 5.6.2

Sistema integrato di profili, accessori e guarnizioni a taglio termico con profili aventi sezione in vista 47 mm (nodo laterale) e 62 mm (nodo centrale), idoneo per la realizzazione di porte e finestre a 2 ante, rettangolari, sagomate o curve con o senza fissi laterali e superiori, con apertura verso l'interno, ad anta semplice, anta ribalta o vasistas, o con apertura verso l'esterno ad anta semplice o a sporgere.

I profili in metallo componenti il sistema sono dello spessore di 15/10 mm e sono ottenuti tramite profilatura a freddo di nastri nei vari materiali previsti dal sistema.

Il taglio termico dei profili è realizzato tramite un estruso in poliammide rinforzato con fibra di vetro reso solidale alle parti in metallo esterne da una resina poliuretanica ad alta densità, iniettata ad alta pressione. Il collegamento che si ottiene è continuo, privo di interruzioni e garantisce la massima resistenza torsionale e flettente.

La costruzione dei telai prevede l'unione tra i profili tramite saldatura in continuo delle sezioni in contatto e la successiva ripresa delle superfici in vista, o l'utilizzo di un sistema misto ad assiemaggio meccanico a saldatura interna che non necessita di riprese di finitura.

Il sistema prevede al possibilità di alloggiare **vetri singoli o stratificati** (di sicurezza) a una o più camere.

Caratteristiche del sistema:
Sormonto interno ed esterno delle ante;
Sistema a 3 livelli di tenuta con guarnizione di giunto aperto e guarnizione interna ed esterna di battuta per le migliori prestazioni di tenuta all'aria e all'acqua e di isolamento acustico;
Cerniere ad avvitare negli stessi materiali del profilo per porte e per finestre;
Sistema integrato completo di accessori per lo scarico acqua;
Kit completo per l'apertura ad anta con ferramenta a scomparsa;
Kit per l'alloggiamento di serrature completo di scatole di copertura nei diversi materiali;
Paraspifferi inferiore con guarnizione a pinna.

Thermally insulated integrated system of profiles, accessories and gaskets *with visible section of 47 mm (lateral section) and 62 mm (central section) suitable for rectangular, trapezoidal, arched shaped double leafed doors and windows for door and window with or without fixed side light; inward opening, casement or tilt and turn or bottom hung, and outward opening, casement or top hung.*

The metal profiles *that make up the system are 15/10 mm thick and are obtained from the cold-forming of the coils in the various materials available.*

The profile thermal break *is connected by means of a glass-fibre reinforced, extruded polyamide that becomes one with the external metal parts with the use of a high density polyurethane resin, injected at high pressure. The connection is continuous, without interruptions, guaranteeing maximum resilience to torsional and bending stress.*

The assembly of the frames *requires that the profiles be connected by welding together the sections in contact and then that the visible welds must be ground down neatly and finished, or by combining mechanical assembly and internal welding that does not require the retouching of the finish.*

The system permits to use double or triple thermal insulated glazing with ***single or stratified glass*** *(security glass).*

Features of the system:
Surmounted internal and external design of the sections ;
System with 3 barriers of tightness with central gasket and internal and external rebate gasket and for the best water, wind, air tightness and acoustic performances;
High capacity to be screwed in the same material of the profile ;
Integrated system complete of accessories for water drain ;
Concealed hardware for side-hung windows ;
Complete kit for lock with coverings in the same material of the profile ;
Special drop down seal with fin.

PRESTAZIONI

Sistema finestre
Trasmittanza termica (EN ISO 10077-2)
- Nodo tipo: U_f =2.50 W/m²K

Isolamento acustico (DIN 52210 / DIN EN ISO 717-1)
- Fino a 45 dB

Resistenza all'aria (DIN EN 12207)
- Fino a Classe 4

Resistenza all'acqua (DIN EN 12208)
- Fino a Classe 9A

Resistenza al vento (DIN EN 12210)
- Fino a Classe C5

Prova di durata a cicli di apertura (DIN EN 1191-12400)
- Fino a Classe 2 - 10.000 cicli

PERFORMANCES

Windows system
Thermal transmittance (EN ISO 10077-2)
- *Typical section: U_f =2.50 W/m²K*

Acoustic performance (DIN 52210 / DIN EN ISO 717-1)
- *Up to 45 dB*

Air permeability (DIN EN 12207)
- *Up to Class 4*

Watertightness (DIN EN 12208)
- *Up to Class 9A*

Resistance to wind load (DIN EN 12210)
- *Up to Class C5*

Resistance to repeated opening and closing (DIN EN 1191-12400)
- *Up to Class 2 - 10 000 opening and closing*

Limiti dimensionali - *Maximum dimension*

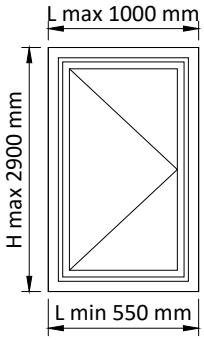

finestra ad un'anta apertura INTERNA
one-leaf INWARD opening windows

peso massimo anta*
*maximum leaf weight**

AC2629-49 - 50 kg
AC2628-48 - 100 kg**
AC2631.A - 40 kg
AC2631.B - 70 kg
AC2632.B - 70 kg
ACB648 - 80 kg

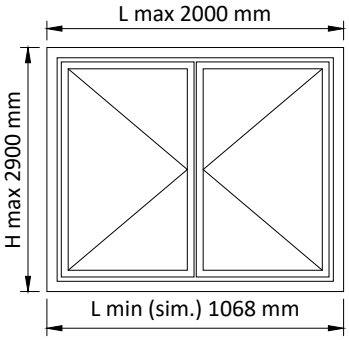

finestra a due ante apertura INTERNA
two-leaf INWARD opening windows

peso massimo anta*
*maximum leaf weight**

AC2629-49 - 50 kg
AC2628-48 - 100 kg**
AC2631.A - 40 kg
AC2631.B - 70 kg
AC2632.B - 70 kg
ACB648 - 80 kg

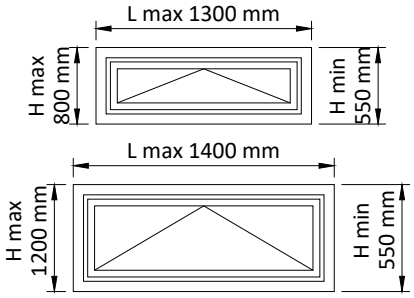

finestra vasistas apertura INTERNA
bottom-hung window

peso massimo anta
maximum leaf weight

AC2628-48 - 50 kg
AC2629-49 - 40 kg
AC2631.A - 40 kg
AC2631.B - 40 kg
AC2632.B - 40 kg
AG2524 - 70 kg
AG2580 - 70 kg

* cerniera aggiuntiva per H serramento > 1300 mm - vedi distinte di taglio capitolo 4.2
* *additional hinge for windows with height > 1300 mm - see cutting list chapter 4.2*
** fino a 130 kg con cerniera aggiuntiva superiore (vedi pag. applicazione cerniera)
** *up to 130 kg with additional hinge (see hinge application page)*

Esempi tipologie realizzabili - *Types of windows*

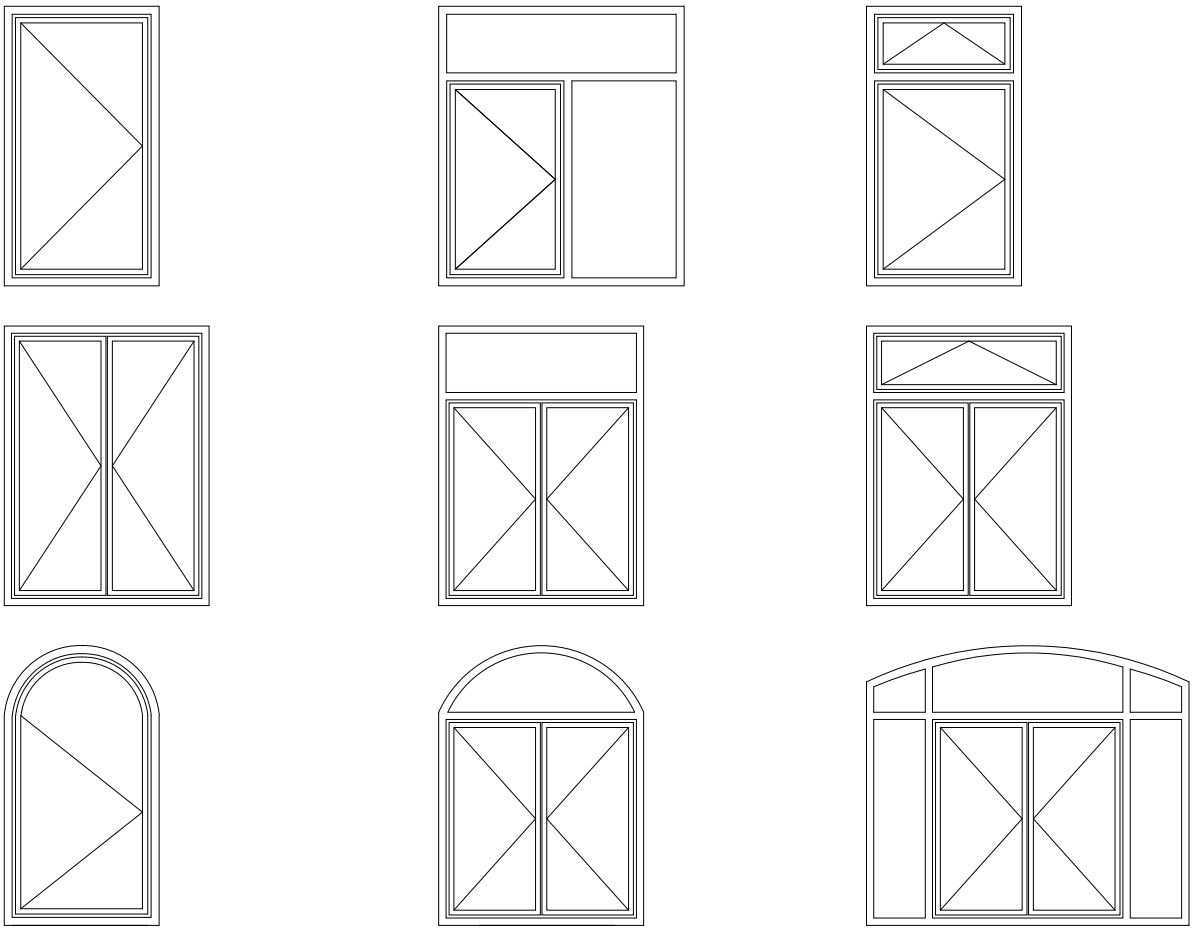

Limiti dimensionali - *Maximum dimension*

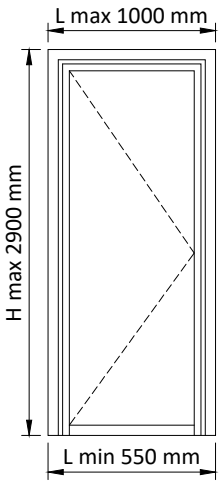

porta ad un anta apertura INTERNA
one-leaf INWARD opening doors

peso massimo anta*
*maximum leaf weight**

AC2628-48 - 100 kg**
AC2629-49 - 50 kg
AC2631.A - 40 kg
AC2631.B - 70 kg
AC2632.B - 70 kg
AC2632.C - 80 kg
ACB648 - 80 kg

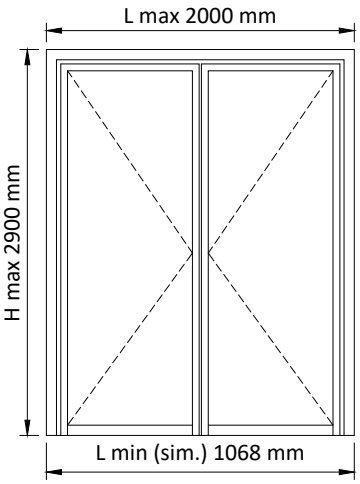

porta a due ante apertura INTERNA
two-leaf INWARD opening doors

peso massimo anta*
*maximum leaf weight**

AC2628-48 - 100 kg**
AC2629-49 - 50 kg
AC2631.A - 40 kg
AC2631.B - 70 kg
AC2632.B - 70 kg
AC2632.C - 80 kg
ACB648 - 80 kg

* cerniera aggiuntiva per H serramento > 2300 mm - vedi distinte di taglio capitolo 4.2
** additional hinge for windows with height > 2300 mm - see cutting list chapter 4.2*
** fino a 130 kg con cerniera aggiuntiva superiore (vedi pag. applicazione cerniera)
*** up to 130 kg with additional hinge (see hinge application page)*

Esempi tipologie realizzabili - *Types of door*



Limiti dimensionali - *Maximum dimension*

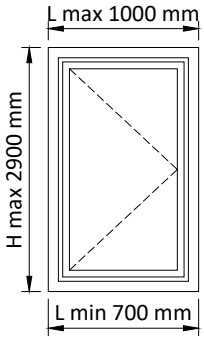

finestra ad un'anta apertura ESTERNA
one-leaf OUTWARD opening windows

peso massimo anta*
*maximum leaf weight**

AC2631.A - 40 kg
AC2631.B - 70 kg
AC2632.B - 70 kg
AC2648 - 100 kg**
AC2649 - 50 kg
ACB648 - 80 kg

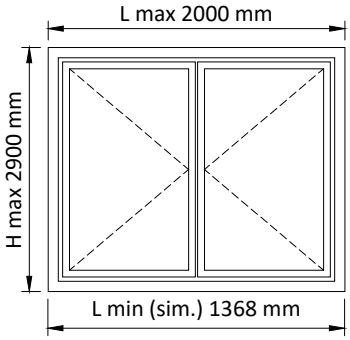

finestra a due ante apertura ESTERNA
two-leaf OUTWARD opening windows

peso massimo anta*
*maximum leaf weight**

AC2631.A - 40 kg
AC2631.B - 70 kg
AC2632.B - 70 kg
AC2648 - 100 kg**
AC2649 - 50 kg
ACB648 - 80 kg

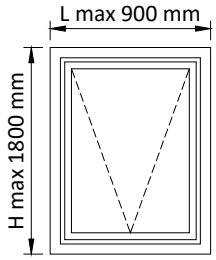

finestra a sporgere apertura ESTERNA
awning window

peso massimo anta*
*maximum leaf weight**

AC2631.A - 40 kg (H min 700)
AC2631.B - 40 kg (H min 700)
AC2632.B - 40 kg (H min 700)
AC2648 - 50 kg (H min 700)
AC2649 - 40 kg (H min 700)
AC2688M - 100 kg (H min 800)
AC2689 - 40 kg (H min 700)

* cerniera aggiuntiva per H serramento > 1300 mm - vedi distinte di taglio capitolo 4.2
* *additional hinge for windows with height > 1300 mm - see cutting list chapter 4.2*
** fino a 130 kg con cerniera aggiuntiva superiore (vedi pag. applicazione cerniera)
** *up to 130 kg with additional hinge (see hinge application page)*

Esempi tipologie realizzabili - *Types of windows*

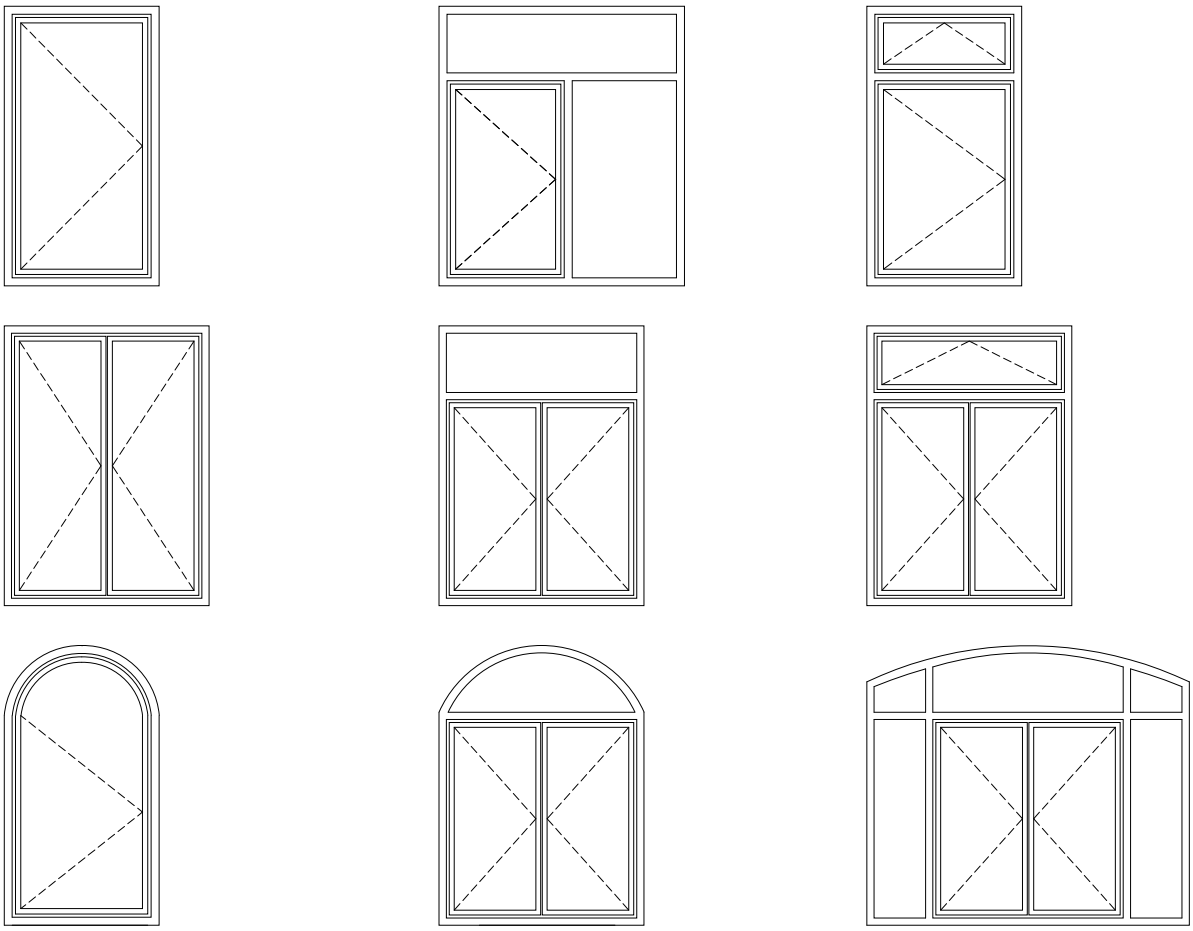

Limiti dimensionali - *Maximum dimension*

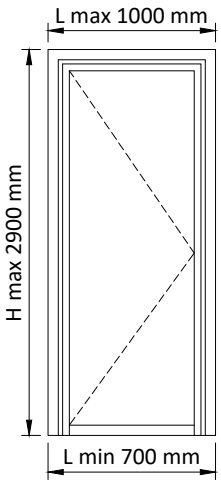

porta ad un anta apertura ESTERNA
one-leaf OUTWARD opening doors

peso massimo anta*
*maximum leaf weight**

AC2631.B - 70 kg
AC2632.B - 70 kg
AC2632.C - 80 kg
AC2648 - 100 kg**
AC2649 - 50 kg
ACB648 - 80 kg

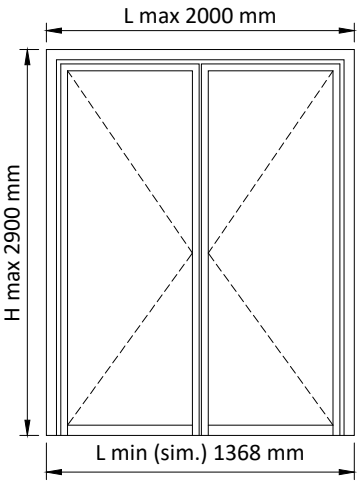

porta a due ante apertura ESTERNA
two-leaf OUTWARD opening doors

peso massimo anta*
*maximum leaf weight**

AC2631.B - 70 kg
AC2632.B - 70 kg
AC2632.C - 80 kg
AC2648 - 100 kg**
AC2649 - 50 kg
ACB648 - 80 kg

* cerniera aggiuntiva per H serramento > 2300 mm - vedi distinte di taglio capitolo 4.2
** additional hinge for windows with height > 2300 mm - see cutting list chapter 4.2*
** fino a 130 kg con cerniera aggiuntiva superiore (vedi pag. applicazione cerniera)
*** up to 130 kg with additional hinge (see hinge application page)*

Esempi tipologie realizzabili - *Types of door*



Limiti dimensionali - *Maximum dimension*

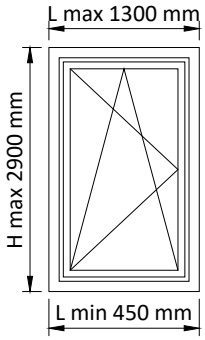

finestra ad un anta
one-leaf opening windows

peso massimo anta
maximum leaf weight

AGE581-2 - 130 kg Easy

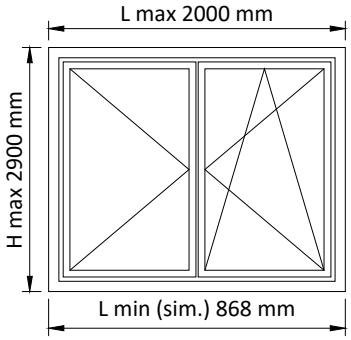

finestra a due ante
two-leaf opening windows

peso massimo anta
maximum leaf weight

AGE581-2-5-6 - 130 kg Easy

Esempi tipologie realizzabili - *Types of window*

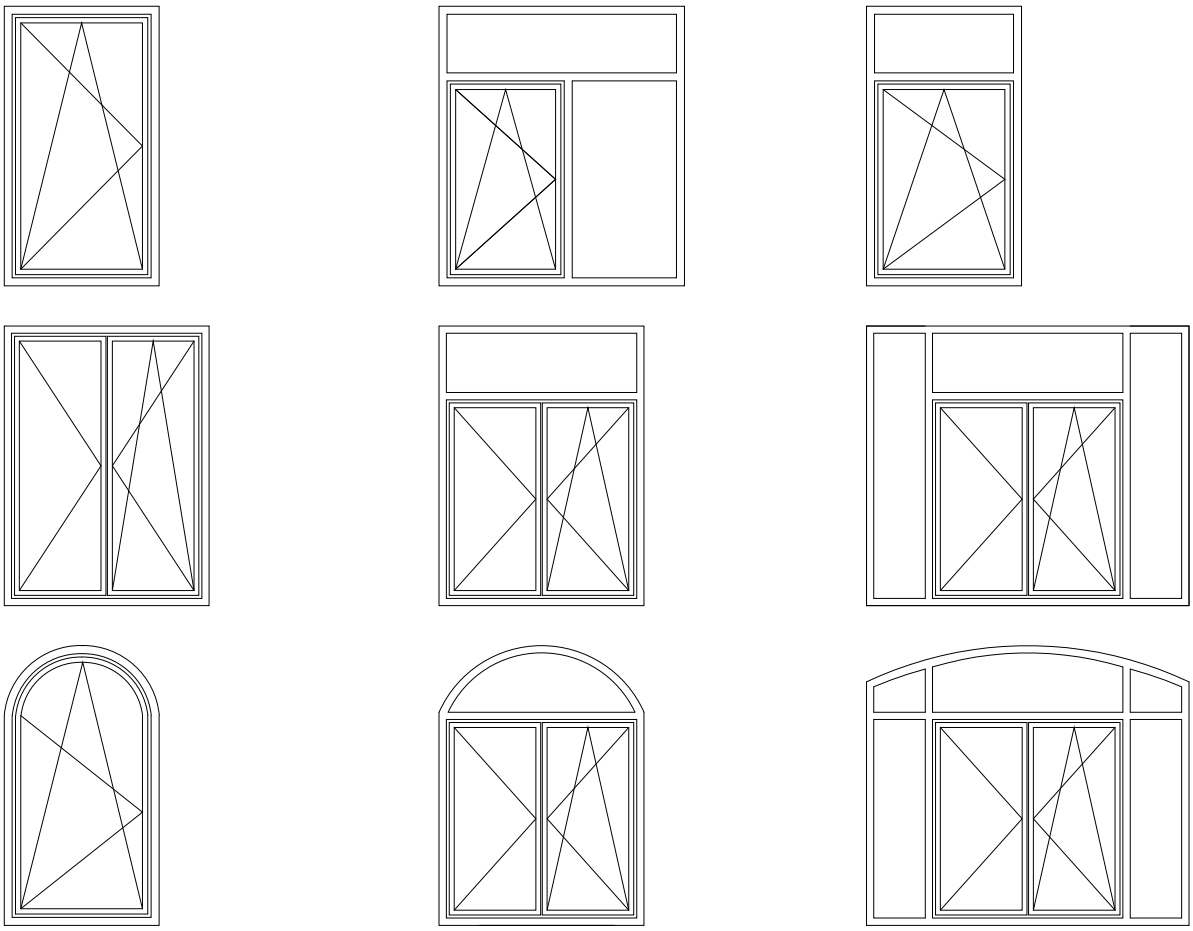

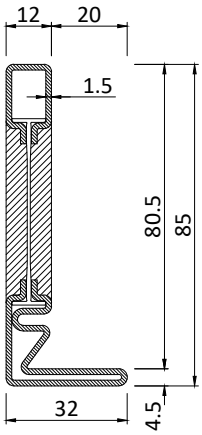

PR2901H

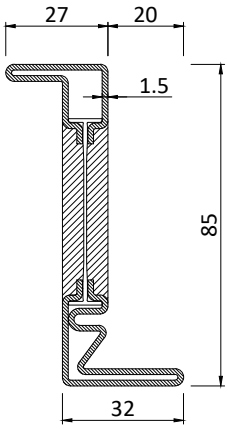

PR2903H

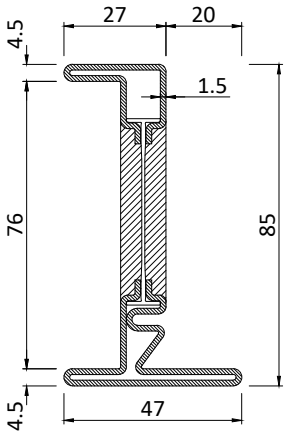

PR2905H

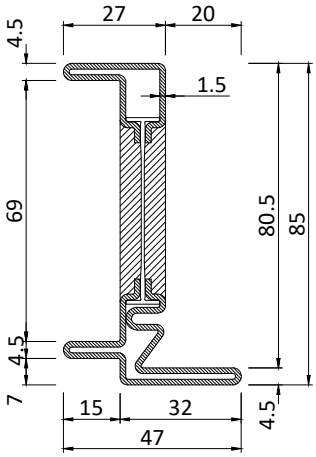

PR2915H

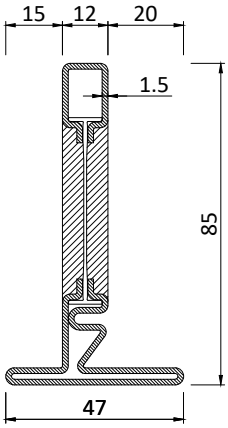

PR2922H

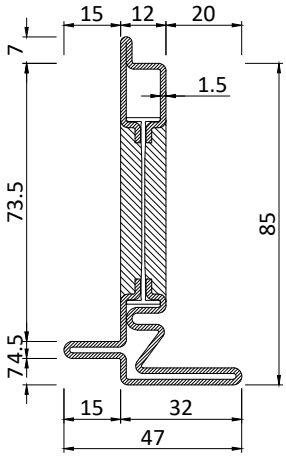

PR2932H

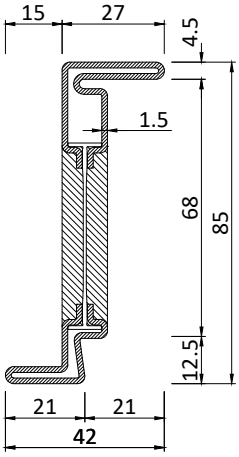

PR2933H

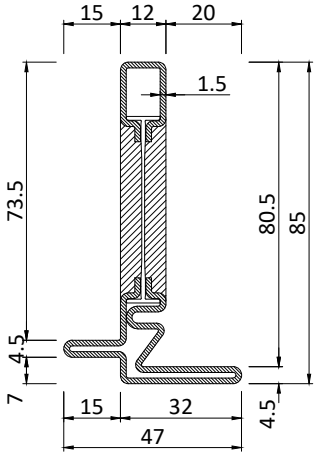

PR2942H

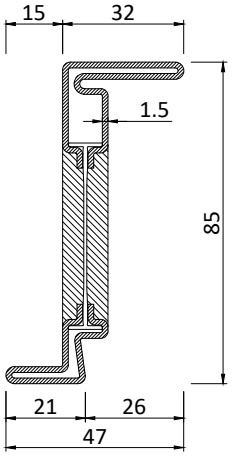

PR2943H

Profilo / Profile n°	P Kg/m ZN / I - CT	P Kg/m OT	A m^2/m	Jx cm^4	Jy cm^4	L m
PR2901H	2,73	2,91	0,25	21,55	1,78	6,0
PR2903H	3.07	3,28	0,28	28,22	2,80	6,0
PR2905H	3,41	3,65	0,31	31,03	3,80	6,0
PR2915H	3,40	3,63	0,31	29,72	3,69	6,0
PR2922H	3.07	3,28	0,28	23,54	2,97	6,0

Profilo / Profile n°	P Kg/m ZN / I - CT	P Kg/m OT	A m^2/m	Jx cm^4	Jy cm^4	L m
PR2932H	3.22	3.44	0,29	27,81	2,89	6,0
PR2933H	2,84	3.03	0,26	26,43	1,97	6,0
PR2942H	3.06	3,27	0,28	22,49	2,86	6,0
PR2943H	2,96	3.16	0,27	27,63	2,72	6,0

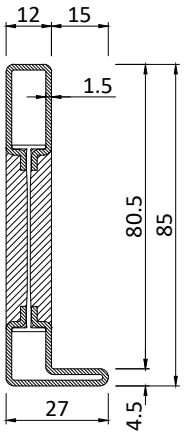

PR2951H

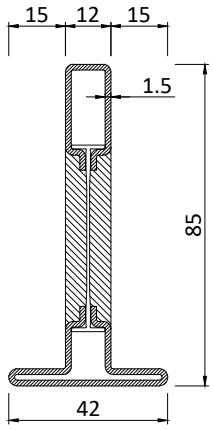

PR2952H

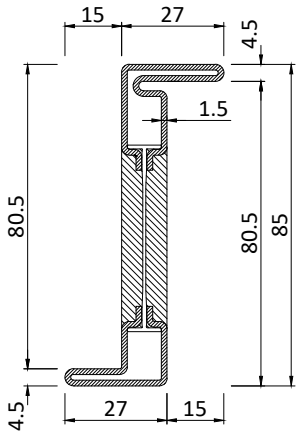

PR2953H

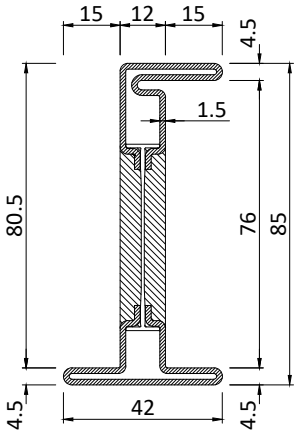

PR2955H

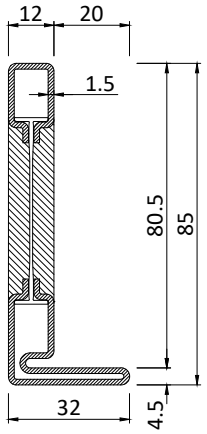

PR2961H

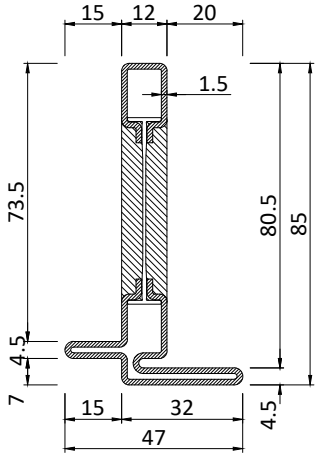

PR2962H

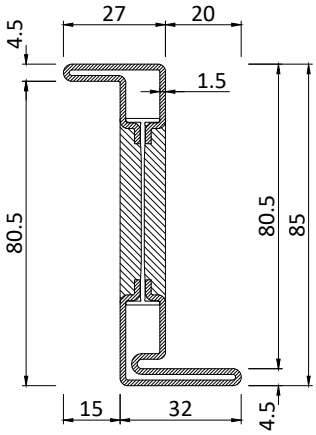

PR2963H

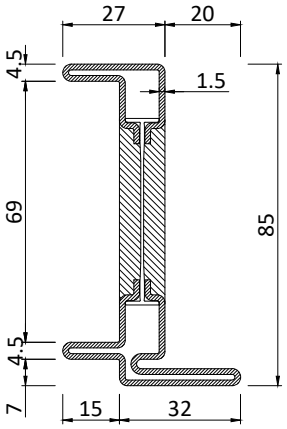

PR2965H

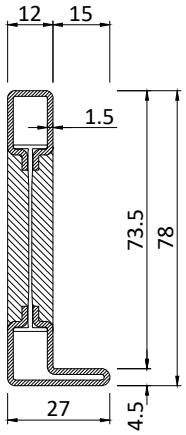

PR2971H

Profilo / Profile n°	P Kg/m ZN / I - CT	P Kg/m OT	A m^2/m	Jx cm^4	Jy cm^4	L m
PR2951H	2,34	2,49	0,22	20,27	1,09	6,0
PR2952H	2,68	2,86	0,25	23,07	2,18	6,0
PR2953H	2,84	3.03	0,27	27,08	2,06	6,0
PR2955H	3,18	3,40	0,30	31,31	2,95	6,0
PR2961H	2,62	2,79	0,25	21,69	1,74	6,0

Profilo / Profile n°	P Kg/m ZN / I - CT	P Kg/m OT	A m^2/m	Jx cm^4	Jy cm^4	L m
PR2962H	2,94	3.14	0,27	22,62	2,97	6,0
PR2963H	2,96	3.16	0,27	28,31	2,79	6,0
PR2965H	3,28	3,51	0,30	29,85	3,82	6,0
PR2971H	2,18	2,32	0,21	16,19	1,02	6,0

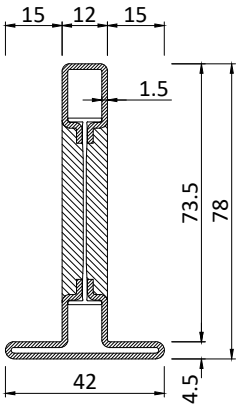

PR2972H

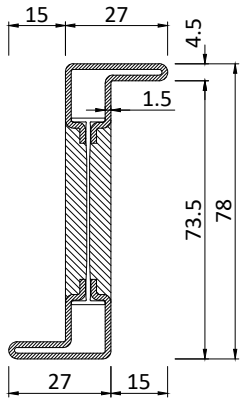

PR2973H

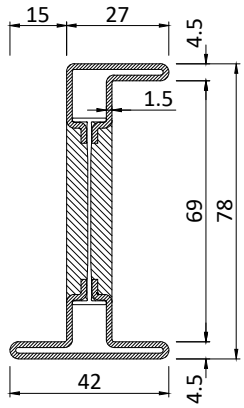

PR2974H

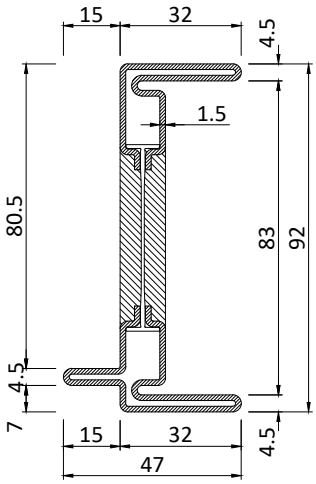

PR2975H

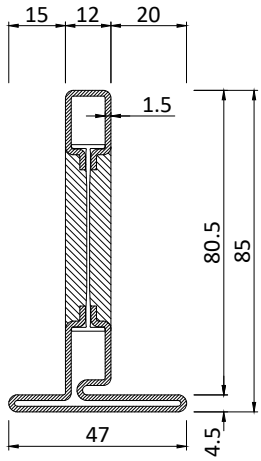

PR2982H

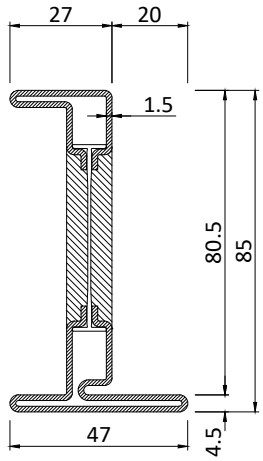

PR2985H

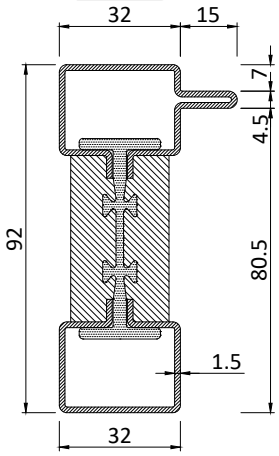

PR2991H

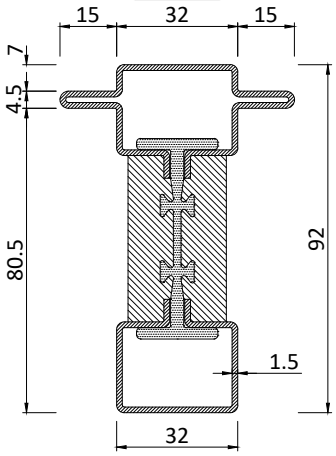

PR2992H

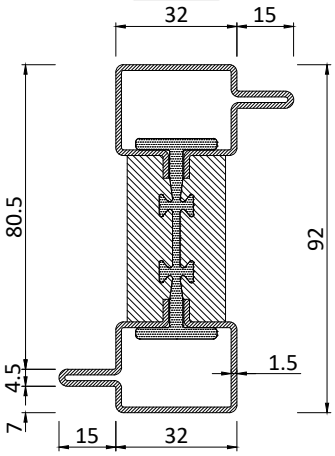

PR2993H

Profilo / Profile n°	P Kg/m ZN / I - CT	P Kg/m OT	A m^2/m	Jx cm^4	Jy cm^4	L m
PR2972H	2,52	2,68	0,23	18,33	2,12	6,0
PR2973H	2,52	2,68	0,23	20,97	3,32	6,0
PR2974H	2,86	3.05	0,26	24,11	2,87	6,0
PR2975H	3,72	3,98	0,34	40,44	4,36	6,0
PR2982H	2,96	3.16	0,27	23,67	2,98	6,0

Profilo / Profile n°	P Kg/m ZN / I - CT	P Kg/m OT	A m^2/m	Jx cm^4	Jy cm^4	L m
PR2985H	3,29	3,52	0,30	29,09	4,41	6,0
PR2991H	4,29	4,53	0,28	32,08	6,59	6,0
PR2992H	4,62	4,89	0,31	34,15	9,44	6,0
PR2993H	4,60	4,87	0,31	35,31	9,12	6,0

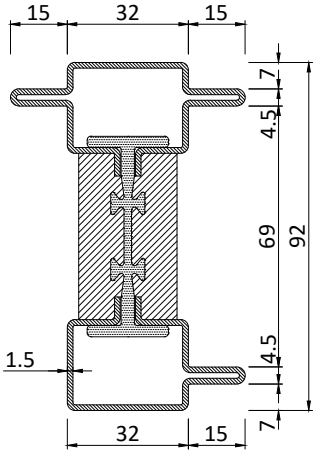

PR2995H

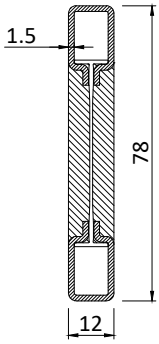

PR2930H

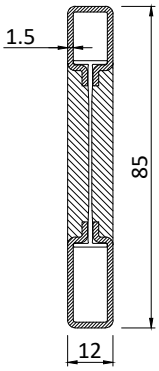

PR2931H

Profilo / Profile n°	P Kg/m ZN / I - CT	P Kg/m OT	A m^2/m	Jx cm^4	Jy cm^4	L m
PR2995H	4,94	5.24	0,34	37,77	11,63	6,0
PR2930H	1,84	1,95	0,18	12,76	0,30	6,0
PR2931H	2.01	2.13	0,19	15,92	0,36	6,0

Profilo / Profile n°	P Kg/m ZN / I - CT	P Kg/m OT	A m^2/m	Jx cm^4	Jy cm^4	L m

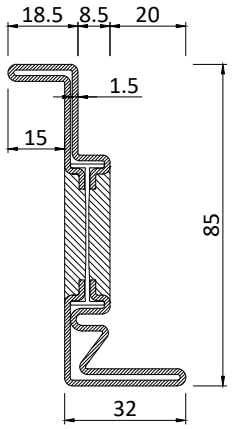

PR2503H

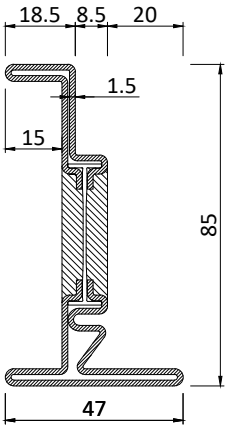

PR2505H

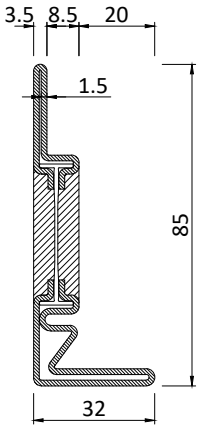

PR2511H

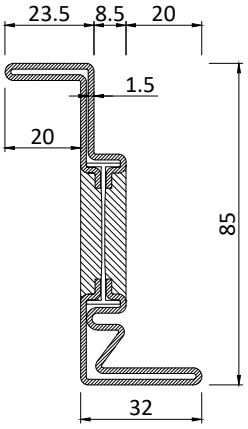

PR2513H

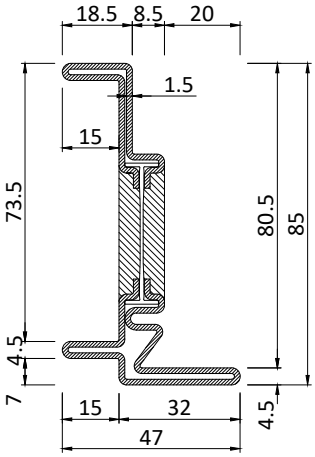

PR2515H

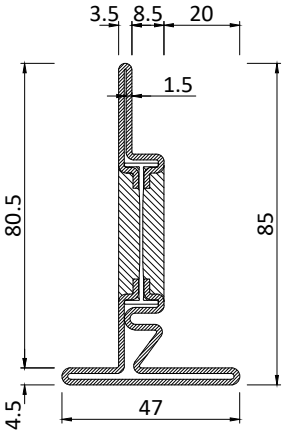

PR2522H

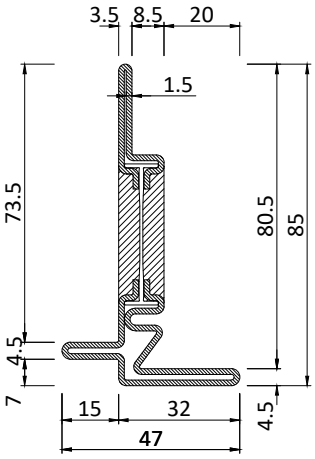

PR2542H

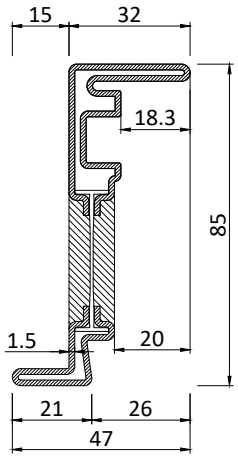

PR2543H

Profilo / Profile n°	P Kg/m ZN / I - CT	P Kg/m OT	A m^2/m	Jx cm^4	Jy cm^4	L m
PR2503H	3.21	3,44	0,28	26,79	2,77	6,0
PR2505H	3,54	3,80	0,31	29,59	3,71	6,0
PR2511H	2,87	3.08	0,25	19,88	1,93	6,0
PR2513H	3.32	3.56	0,29	28,59	3,49	6,0
PR2515H	3,53	3.79	0,31	28,28	3,61	6,0

Profilo / Profile n°	P Kg/m ZN / I - CT	P Kg/m OT	A m^2/m	Jx cm^4	Jy cm^4	L m
PR2522H	3.21	3,44	0,28	21,90	2,99	6,0
PR2542H	3.20	3,43	0,28	20,80	2,90	6,0
PR2543H	3.31	3.55	0,30	28,21	2,86	6,0

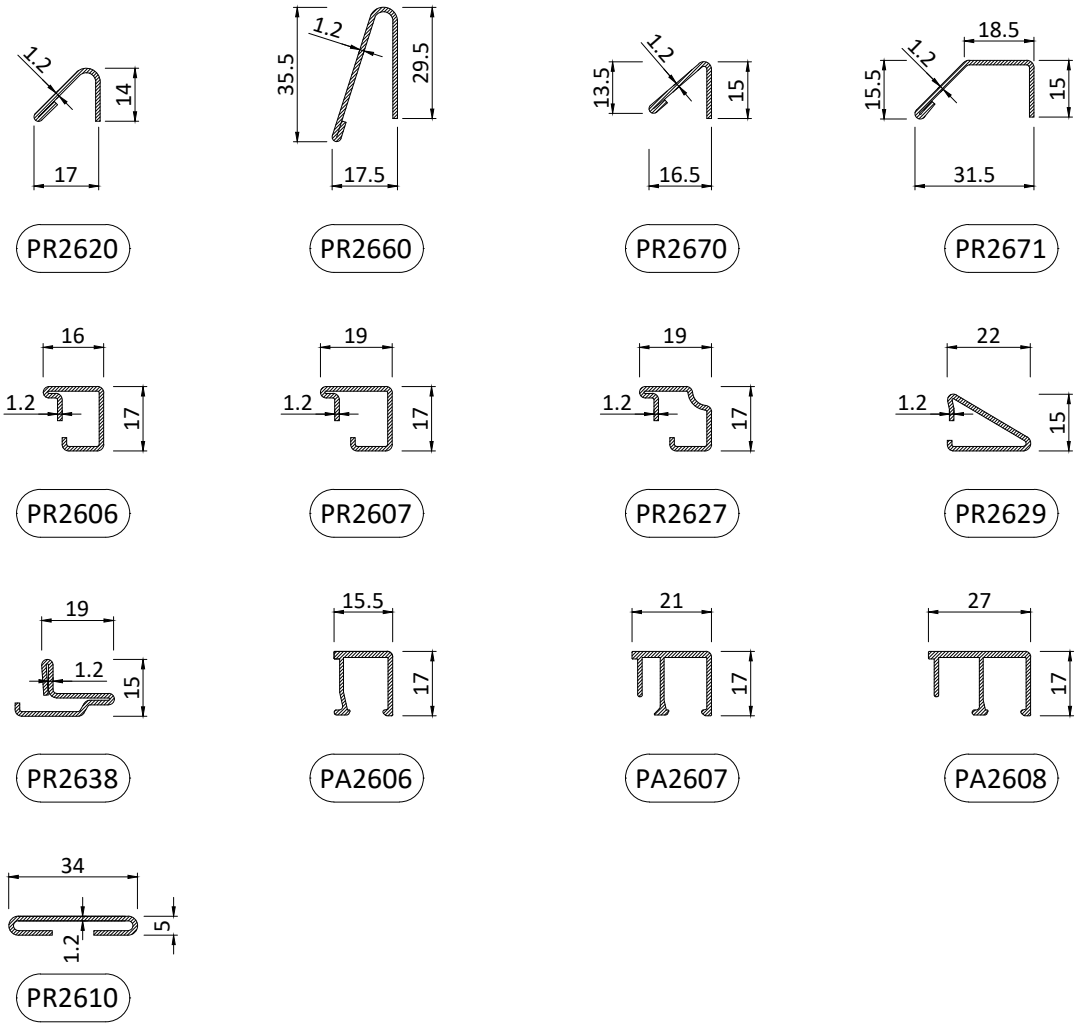

MATERIALE | *MATERIAL*

PR _ _ _ _ ZN acciaio zincato | *galvanized steel*

PR _ _ _ _ CZ acciaio corten grezzo | *untreated corteen steel*

PR _ _ _ _ SB acciaio inox scotch brite | *stainless steel scotch brite*

PR _ _ _ _ BR ottone grezzo | *untreated brass*

PA _ _ _ _ alluminio | *aluminium*

Profilo / Profile n°	P Kg/m ZN / I - CT	P Kg/m OT	A m^2/m	Jx cm^4	Jy cm^4	L m
PR2620	0,24	0,27				4,0
PR2660	0,73	0,79				4,0
PR2670	0,40	0,43				4,0
PR2671	0,50	0,59				4,0
PR2606	0,48	0,52				6,0
PR2607	0,51	0,55				6,0
PR2627	0,47	0,51				6,0

Profilo / Profile n°	P Kg/m ZN / I - CT	P Kg/m OT	A m^2/m	Jx cm^4	Jy cm^4	L m
PR2629	0,49	0,53				6,0
PR2638	0,60	0,68				6,0
PA2606	0,17	Alluminio				6,0
PA2607	0,23	Alluminio				6,0
PA2608	0,26	Alluminio				6,0
PR2610	0,53	0,57				4,0



ZN acciaio zincato | *galvanized steel*
CZ acciaio corten | *corten steel*
IZ acciaio inox | *stainless steel*
BR ottone naturale | *natural brass*

AC2514.xx

Kit fondini per profili
PR2542H - PR2543H

Fittings kit for profiles
PR2542H - PR2543H



AC2617NG

Guarnizione d'angolo
vulcanizzata per GE2603

Vulcanised corner gasket
for GE2603



AC2608

Clips per fissaggio fermavetri
PR2606 - PR2607 - PR2627
PR2629 - PR2638

Clips for securing
PR2606 - PR2607 - PR2627
PR2629 - PR2638
glazing beads



CZ acciaio corten grezzo | *untreated corten steel*
SB acciaio inox scotch brite | *scotch brite stainless steel*
IY acciaio inox grezzo | *untreated stainless steel*
(verniciabile - *paintable*)

AC2618.xx

Scarico acqua per aperture
interne in metallo

Metal drip for inward openings



AC2608AR

Clips per fissaggio fermavetri
PR2606 - PR2607 - PR2627
PR2629
su profilo PR2522H - PR2542H -
PR2543H

Clips for securing
PR2606 - PR2607 - PR2627
PR2629 glazing beads
on PR2522H - PR2542H -
PR2543H profile



AC2618.NE

Scarico acqua per aperture
interne in plastica nera
Non verniciabile

Black plastic drip for inward
openings
Non paintable



AC2610/I

Accessorio fissaggio PR2610

Securing fitting for PR2610

BB ottone brunito | *burnished brass*
BR ottone naturale | *natural brass*
(verniciabile - *paintable*)

ACB219.xx

Scarico acqua per aperture
interne in ottone

Brass drip for inward openings

AC2621G.A

Catenaccio 2^ anta per porte/finestre
L = 140 mm

Second leaf flush bolt for doors/windows
L = 140 mm

AC2621G.D

Catenaccio 2^ anta per porte/finestre
L = 850 mm

Second leaf flush bolt for doors/windows
L = 850 mm

AC2621G.B

Catenaccio 2^ anta per porte/finestre
L = 220 mm

Second leaf flush bolt for doors/windows
L = 220 mm

AC2622

Fermo a scatto chiusura 2^ anta per finestra

Snapper for 2nd window leaf

AC2621G.X

Catenaccio 2^ anta per porte/finestre
L = 450 mm

Second leaf flush bolt for doors/windows
L = 450 mm



AC2623.D

Kit cremonese dx per finestre ad un anta | PR2933H

RH cremone bolt set for single leaf windows | PR2933H

AC2623.S

Kit cremonese sx per finestre ad un anta | PR2933H

LH cremone bolt set for single leaf windows | PR2933H

AC2621G.C

Catenaccio 2^ anta per porte/finestre
L = 650 mm

Second leaf flush bolt for doors/windows
L = 650 mm



AC2623E.D

Kit cremonese dx per finestre ad un anta | PR2933H
Gratz con maniglia removibile
RH cremone bolt set for single leaf windows | PR2933H
Gratz mechanism with removable handle

AC2623E.S

Kit cremonese sx per finestre ad un anta | PR2933H
Gratz con maniglia removibile
LH cremone bolt set for single leaf windows | PR2933H
Gratz mechanism with removable handle



AC2624.D

Kit cremonese dx per finestre
a due ante

RH cremone bolt set for double leaf windows

AC2624.S

Kit cremonese sx per finestre
a due ante

LH cremone bolt set for double leaf windows

AC2626R

Punto di chiusura aggiuntivo
per finestra

Additional locking point for windows



AC2624E.D

Kit cremonese dx per finestre
a due ante
Gratz con maniglia removibile
RH cremone bolt set for double leaf windows
Gratz mechanism with removable handle

AC2624E.S

Kit cremonese sx per finestre
a due ante
Gratz con maniglia removibile
LH cremone bolt set for double leaf windows
Gratz mechanism with removable handle



AC2627

Chiusura mediana lato cerniere

Hinge-side middle closing



AC2625.D

Kit cremonese dx per finestre
ad un anta | PR2943H

RH cremone bolt set for single leaf windows | PR2943H

AC2625.S

Kit cremonese sx per finestre
ad un anta | PR2943H

LH cremone bolt set for single leaf windows | PR2943H

AC2628.xx

Cerniera a tre ali da avvitare
PR2933H
Peso max anta 100 kg

Three-wing screw-on hinge PR2933H
Max leaf weight 100 kg



AC2625E.D

Kit cremonese dx per finestre
ad un anta | PR2943H
Gratz con maniglia removibile
RH cremone bolt set for single leaf windows | PR2943H
Gratz mechanism with removable handle

AC2625E.S

Kit cremonese sx per finestre
ad un anta | PR2943H
Gratz con maniglia removibile
LH cremone bolt set for single leaf windows | PR2943H
Gratz mechanism with removable handle

AC2629.xx.D

Cerniera dx a due ali da avvitare
PR2933H
Peso max anta 50 kg

RH two-wing screw-on hinge PR2933H
Max leaf weight 50 kg

AC2629.xx.S

Cerniera sx a due ali da avvitare
PR2933H
Peso max anta 50 kg

LH two-wing screw-on hinge
PR2933H
Max leaf weight 50 kg

AC2632.C

Cerniera registrabile a due ali
in acciaio zincato a saldare | Ø 16
Peso max anta 80 kg

Adjustable weld-on hinge
in galvanised steel | Ø 16
Max leaf weight 80 kg

AC2631.A

Cerniera a due ali in acciaio
zincato a saldare | Ø 10
Peso max anta 40 kg

Weld-on hinge in galvanised
steel | Ø 10
Max leaf weight 40 kg



AC2636.x

Guarnizione automatica di
tenuta sotto porta

Automatic bottom seal

AC2636.Z lunghezza/*lenght* 315 - 430 mm
AC2636.A lunghezza/*lenght* 380 - 530 mm
AC2636.B lunghezza/*lenght* 480 - 630 mm
AC2636.C lunghezza/*lenght* 580 - 730 mm
AC2636.D lunghezza/*lenght* 680 - 830 mm
AC2636.E lunghezza/*lenght* 780 - 930 mm
AC2636.F lunghezza/*lenght* 880 - 1030 mm
AC2636.G lunghezza/*lenght* 980 - 1130 mm
AC2636.H lunghezza/*lenght* 1080-1230 mm

AC2631.B

Cerniera a due ali in acciaio
zincato a saldare | Ø 13
Peso max anta 70 kg

Weld-on hinge in galvanised
steel | Ø 13
Max leaf weight 70 kg

AC2640.xx

Cricchetto per vasistas

Finger catch for bottom-hung
windows

AC2632.B

Cerniera registrabile a due ali
in acciaio zincato a saldare | Ø 13
Peso max anta 70 kg

Adjustable weld-on hinge
in galvanised steel | Ø 13
Max leaf weight 70 kg

AC2641

Braccetti per vasistas
Peso max anta 40 Kg

Stays for bottom-hung windows
Max leaf weight 40 kg



AC2648.xx

Cerniera a tre ali da avvitare
su PR2943H (apertura interna)
su PR2962H (apertura esterna)
Peso max anta 100 kg

Three-wing screw-on hinge
on PR2943H (inward opening)
on PR2962H (outward opening)
Max leaf weight 100 kg

AC2651.xx

Kit fondini per profili
PR2932H - PR2933H

Fittings kit for profiles
PR2932H - PR2933H

ACB 648.BR

Cerniera in ottone a tre ali da avvitare
su PR2943BV (apertura interna)
su PR2962BV (apertura esterna)
Peso max anta 80 kg

Three-wing screw-on brass hinge
on PR2943BV (inward opening)
on PR2962BV (outward opening)
Max leaf weight 80 kg



AC2652.xx

Kit fondini per profili
PR2942H - PR2943H

Fittings kit for profiles
PR2942H - PR2943H

AC2649.xx.ISED

Cerniera a due ali da avvitare
Sx su PR2943H (apertura interna)
Dx su PR2962H (apertura esterna)
Peso max anta 50 kg

Two-wing screw-on hinge
LH on PR2943H (inward opening)
RH on PR2962H (outward opening)
Max leaf weight 50 kg

Scelta verso cerniera pg. 5.3.1
Side hinge choice pg. 5.3.1

AC2653.xx

Kit fondini per profili
PR2962H - PR2963H

Fittings kit for profiles
PR2962H - PR2963H

AC2649.xx.IDES

Cerniera a due ali da avvitare
Dx su PR2943H (apertura interna)
Sx su PR2962H (apertura esterna)
Peso max anta 50 kg

Two-wing screw-on hinge
RH on PR2943H (inward opening)
LH on PR2962H (outward opening)
Max leaf weight 50 kg

Scelta verso cerniera pg. 5.3.1
Side hinge choice pg. 5.3.1

AC2654.xx

Fondini per profili
PR2942H - PR2905H (PR2955H)

Fittings for profiles
PR2942H - PR2905H (PR2955H)

ZN acciaio zincato | *galvanized steel*
CZ acciaio corten | *corten steel*
IZ acciaio inox | *stainless steel*
BR ottone naturale | *natural brass*

AC2658.xx

Fondino per profili
PR2975H | PR2991H | PR2992H
PR2993H | PR2995H
(apertura interna)

Fittings for profiles
PR2975H | PR2991H | PR2992H
PR2993H | PR2995H
(inward opening)

ZN acciaio zincato | *galvanized steel*
CZ acciaio corten | *corten steel*
I acciaio inox | *stainless steel*
B ottone naturale | *natural brass*

AC2659.xx

Fondino per profili
PR2975H | PR2991H | PR2992H
PR2993H | PR2995H
(apertura esterna)

Fittings for profiles
PR2975H | PR2991H | PR2992H
PR2993H | PR2995H
(outward opening)



BR ottone grezzo verniciabile | *paintable untreated brass*
BB ottone brunito | *burnished brass*
CZ acciaio corten grezzo | *untreated corten steel*
SB acciaio inox scotch brite | *scotch-brite stainless steel*

AC2680.xx

Maniglia di trascinamento
per aperture esterne

Pulling handle for outward opening



AC2683.D

Kit cremonese dx per finestre
ad un anta - apertura esterna

RH cremone bolt set for single leaf windows - outward opening

AC2683.S

Kit cremonese sx per finestre
ad un anta - apertura esterna

LH cremone bolt set for single leaf windows - outward opening

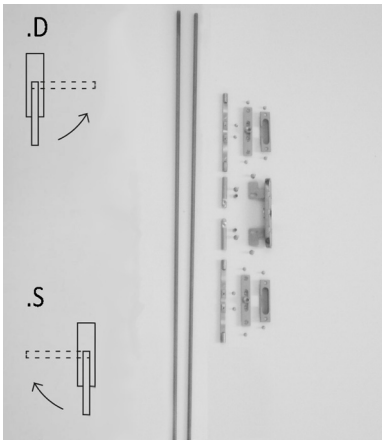

AC2683E.D

Kit cremonese dx per finestre
ad un anta - apertura esterna
Gratz con maniglia removibile
RH cremone bolt set for single leaf windows - outward opening
Gratz mechanism with removable handle

AC2683E.S

Kit cremonese sx per finestre
ad un anta - apertura esterna
Gratz con maniglia removibile
LH cremone bolt set for single leaf windows - outward opening
Gratz mechanism with removable handle



AC2684.D

Kit cremonese dx per finestre
a due ante - apertura esterna

RH cremone bolt set for double leaf windows - outward opening

AC2684.S

Kit cremonese sx per finestre
a due ante - apertura esterna

LH cremone bolt set for double leaf windows - outward opening

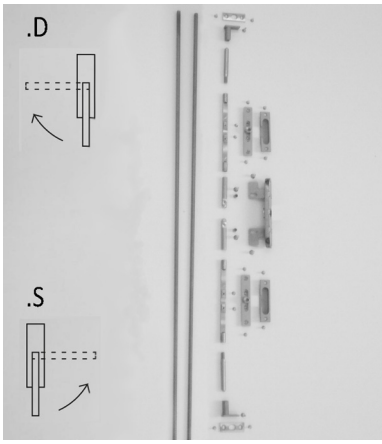

AC2684E.D

Kit cremonese dx per finestre
a due ante - apertura esterna
Gratz con maniglia removibile
RH cremone bolt set for double leaf windows - outward opening
Gratz mechanism with removable handle

AC2684E.S

Kit cremonese sx per finestre
a due ante - apertura esterna
Gratz con maniglia removibile
LH cremone bolt set for double leaf windows - outward opening
Gratz mechanism with removable handle

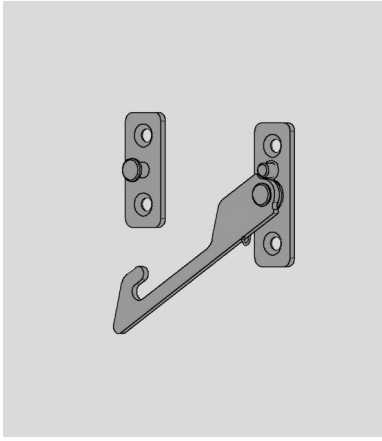

AC2685.D

Limitatore di apertura per aereazione
APR interna dx | APR esterna sx

Window ventilation restrictor
RH inward oPR | LH outward oPR

AC2685.S

Limitatore di apertura per aereazione
APR interna sx | APR esterna dx

Window ventilation restrictor
LH inward oPR | RH outward oPR

AC2686

Braccetto limitatore di apertura frizionato

Window restrictor

AC2687

Braccetto limitatore di apertura esterna finestra con blocco

Casement stay outward opening

AC2688

Coppia compassi
apertura a sporgere
Peso massimo anta 100 kg

Pair of side arms for awning opening
Max leaf weight 100 kg

AC2689

Coppia compassi
apertura a sporgere
Peso massimo anta 40 kg

Pair of side arms for awning opening
Max leaf weight 40 kg



AC2690

Braccetti limitatori
apertura a sporgere

Casement stays for awning opening

AC2693

Serratura con scrocco e catenaccio

Latch and bolt lock



AC2694.D

Kit serratura multipunto dx per porta

RH Multi-lock set for door

AC2694.S

Kit serratura multipunto sx per porta

LH Multi-lock set for door

Vedi pg. 4.5.25 per la scelta
For the choice see pg. 4.5.25



AC2694R.D

Kit serratura a rullo multipunto dx per porta

RH multipoint roller lock kit for door

AC2694R.S

Kit serratura a rullo multipunto sx per porta

LH multipoint roller lock kit for door

Vedi pg. 4.5.24 per la scelta
For the choice see pg. 4.5.24

AC2695.D

Punto di chiusura aggiuntivo
dx per porta

RH additional locking point for door

AC2695.S

Punto di chiusura aggiuntivo
sx per porta

LH additional locking point for door

Vedi pg. 4.5.26 per la scelta
For the choice see pg. 4.5.26



AG2524

Cerniera a tre ali ad avvitare per
vasistas con profilo PR2543H
Peso max anta 70 kg

Screw-on hinge for bottom-hung
window with PR2543H profile
Max leaf weight 70 kg

Solo con profilo telaio PR2513H
Only with frame profile PR2513H

ZN acciaio zincato|*galvanized steel*
CZ acciaio corten|*corten steel*
IZ acciaio inox|*stainless steel*
BR ottone naturale|*natural brass*

AC2696.xx

Scatola copri serratura
Destra

RH lock cover box

Vedi pg. 4.5.24 per la scelta
For the choice see pg. 4.5.24

AG1224C.AG argento|*matt silver*
AG1224C.MC marrone|*brown*
AG1224C.BC bronzato chiaro|*light bronze plated*
AG1224C.BO ottonato opaco|*matt brass plated*
AG1224C.OL ottonato lucido|*brass plated*
AG1224C.IS inox|*stainless steel*
AG1224C.NI nichelato|*nickel*
AG1224C.WB bianco RAL 9001|*white RAL 9001*
AG1224C.WC bianco RAL 9010|*white RAL 9010*
AG1224C.GR grigio|grey

AG1224C.xx

Kit copertine in plastica per
cerniere AG2524

Plastic cover for hinges AG2524

ZN acciaio zincato|*galvanized steel*
CZ acciaio corten|*corten steel*
IZ acciaio inox|*stainless steel*
BR ottone naturale|*natural brass*

AC2697.xx

Scatola copri serratura
Sinistra

LH lock cover box

Vedi pg. 4.5.24 per la scelta
For the choice see pg. 4.5.24

AG2580

Coppia di cerniere a scomparsa
per vasitas su profilo PR2543H
Peso max anta 70 kg

Pair of concealed hinges for
bottom hung window
on PR2543H profile
Max leaf weight 70 kg



AG1386

Limitatore di apertura frizionato
per meccanismi A/R a scomparsa
Solo per meccanismi EASY

Friction stay for tilt-turn
mechanism, concealed hinges
Only for EASY mechanism

AG6530

Limitatore di corsa per
meccanismi A/R

Opening limiter on tilt&turn
mechanism



CV1023 acciaio zincato|*galvanized steel*
CV1023I acciaio inox|*stainless steel*

CV1023

Vite per boccola fermavetri
in alluminio, TPS 4.2x13

Screw for alluminium glazing bead bushing, TPS 4.2x13

CV1271 acciaio zincato|*galvanized steel*
CV1271I acciaio inox|*stainless steel*

CV1271

Vite trilobata
TPS M4x16

Thread cutting machine screw TPS M4x16

CV1242 acciaio zincato|*galvanized steel*
CV1242I acciaio inox|*stainless steel*

CV1242

Vite trilobata
TPS M4x6

Thread cutting machine screw TPS M4x6

CV5012 acciaio zincato|*galvanized steel*
CV5012I acciaio inox|*stainless steel*

CV5012

Boccola per fermavetri in
alluminio

Bushing for alluminium glazing bead

CV1243 acciaio zincato|*galvanized steel*
CV1243I acciaio inox|*stainless steel*

CV1243

Vite trilobata
TPS M4x8

Thread cutting machine screw TPS M4x8

CV1244 acciaio zincato|*galvanized steel*
CV1244I acciaio inox|*stainless steel*

CV1244

Vite trilobata
TPS M4x10

Thread cutting machine screw TPS M4x10

AGE581.xx

Meccanismo A/R prima anta Dx cerniere a scomparsa

First leaf RH tilt-turn mechanism with concealed hinges

EASY

AGE582.xx

Meccanismo A/R prima anta Sx cerniere a scomparsa

First leaf LH tilt-turn mechanism with concealed hinges

EASY

altezza - *height*

larghezza *width*	670 860	861 1000	1001 1200	1201 1400	1401 1600	1601 1800	1801 2000	2001 2200	2201 2400
601-800	A1	B1	C1	D1	E1	F1	G1	H1	I1
801-1000	-	B2	C2	D2	E2	F2	G2	H2	I2
1001-1200	-	-	C3	D3	E3	F3	G3	H3	I3
1201-1400	-	-	-	D4	E4	F4	G4	H4	I4

Limiti dimensionali | ***Limits***
Peso massimo anta | *Maximum leaf weight:* **130 kg**
misure cava ferramenta - H>L | *hardware measure - H>W*



AGE585.xx

Meccanismo A/R seconda anta Dx cerniere a scomparsa

Second leaf RH tilt-turn mechanism with concealed hinges

EASY

AGE586.xx

Meccanismo A/R seconda anta Sx cerniere a scomparsa

Second leaf LH tilt-turn mechanism with concealed hinges

EASY

altezza - *height*

larghezza *width*	670 860	861 1000	1001 1200	1201 1400	1401 1600	1601 1800	1801 2000	2001 2200	2201 2400
601-800	A1	B1	C1	D1	E1	F1	G1	H1	I1
801-1000	-	B2	C2	D2	E2	F2	G2	H2	I2
1001-1200	-	-	C3	D3	E3	F3	G3	H3	I3
1201-1400	-	-	-	D4	E4	F4	G4	H4	I4

Limiti dimensionali | ***Limits***
Peso massimo anta | *Maximum leaf weight:* **130 kg**
misure cava ferramenta - H>L | *hardware measure - H>W*

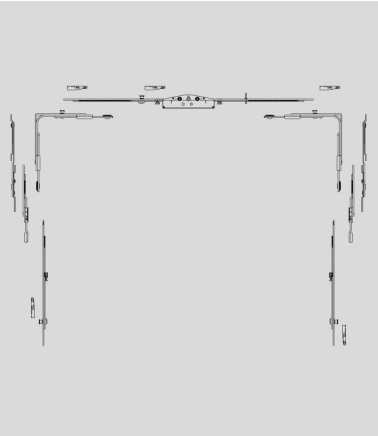

AG2574.xx

Meccanismo vasistas con cremonese su traverso superiore

Bottom hung window with cremonese bolt set on the top-rail

EASY

altezza - *height*

		430 660	**661 860**	**861 1200**
larghezza *width*	**670-860**	A2	B2	C2
	861-1200	A3	B3	C3
	1201-1400	A4	B4	C4

Limiti dimensionali | ***Limits***
Peso massimo anta | *Maximum leaf weight:* **70-100 kg**

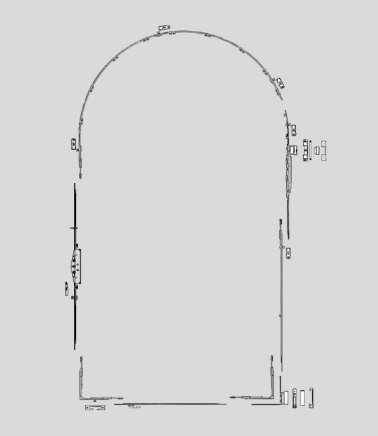

AG2578

Meccanismo A/R curvo ad una o due ante con cerniere a vista
(specificare all'ordine misure cava ferramenta e mano di apertura)

Tilt-turn mechanism with visible hinges for arched windows
(Specify hardware slot size and the opening)

EASY

Solo con profilo telaio PR2513H
Only with frame profile PR2513H

Limiti dimensionali | ***Limits***
Peso massimo anta | *Maximum leaf weight:* **80 kg**
Larghezza massima | *Maximum width:* **1200 mm**
Altezza massima arco reale | *Maximum height arch:* **1900 mm**
Altezza massima arco ribassato | *Maximum height segmental arch:* **2400 mm**

AG127-C.AG argento|*matt silver*
AG127-C.BC bronzato chiaro|*light bronze plated*
AG127-C.BO ottonato opaco|*matt brass plated*
AG127-C.IS inox|*stainless steel*
AG127-C.MC marrone|*brown*
AG127-C.NI nichelato|*nickel*
AG127-C.OL ottonato lucido|*brass plated*
AG127-C.WB bianco RAL 9001|*white RAL 9001*
AG127-C.WC bianco RAL 9010|*white RAL 9010*

AG1278C.xx

Kit copertine destre in plastica
per kit A/R AG2578

Plastic right-cover kit for
tilt&turn for kit AG2578

AG1279C.xx

Kit copertine sinistre in plastica
per kit A/R AG2578

Plastic left-cover kit for tilt&turn
for kit AG2578

AC2801I

Kit squadrette allineamento

Alignment bracket set

Profili | *Profiles*
PR2901H | PR2901H - PR2922H
PR2901H - PR2903H | PR2901H - PR2905H | PR2903H - PR2922H
PR2901H - PR2942H | PR2903H - PR2942H | PR2905H - PR2942H
PR2942H | PR2915H - P2942H
PR2961H | PR2961H - PR2963H
PR2962H - PR2963H telaio | *frame*

AC2803I

Kit squadrette allineamento

Alignment bracket set

Profili | *Profiles*
PR2903H
PR2915H
PR2963H
PR2965H - PR2963H

AC2803IR

Kit squadrette allineamento

Alignment bracket set

Profili | *Profiles*
PR2503H | PR2513H | PR2542H
PR2542H - 2543H*

* Utilizzare solo la squadretta di allineamento esterna

**Use only the external alignment bracket*

AC2805I

Kit squadrette allineamento

Alignment bracket set

Profili | *Profiles*
PR2905H
PR2985H

AC2805IR

Kit squadrette allineamento

Alignment bracket set

Profili | *Profiles*
PR2505H



AC2811IR

Kit squadrette allineamento

Alignment bracket set

Profili | *Profiles*
PR2511H

AC2815IR

Kit squadrette allineamento

Alignment bracket set

Profili | *Profiles*
PR2515H

AC2822I

Kit squadrette allineamento

Alignment bracket set

Profili | *Profiles*
PR2922H
PR2905H - PR2922H
PR2982H
PR2985H - PR2982H



AC2822IR

Kit squadrette allineamento

Alignment bracket set

Profili | *Profiles*
PR2522H

AC2843IR

Kit squadrette allineamento

Alignment bracket set

Profili | *Profiles*
PR2543H

AC2832I

Kit squadrette allineamento

Alignment bracket set

Profili | *Profiles*
PR2932H - PR2933H
PR2942H - PR2943H
PR2962H - P2963H

AC2851I

Kit squadrette allineamento

Alignment bracket set

Profili | *Profiles*
PR2951H

AC2833I

Kit squadrette allineamento

Alignment bracket set

Profili | *Profiles*
PR2933H

AC2852I

Kit squadrette allineamento

Alignment bracket set

Profili | *Profiles*
PR2952H

AC2843I

Kit squadrette allineamento

Alignment bracket set

Profili | *Profiles*
PR2943H



AC2853I

Kit squadrette allineamento

Alignment bracket set

Profili | *Profiles*
PR2953H
PR2973H

AC2855I

Kit squadrette allineamento

Alignment bracket set

Profili | *Profiles*
PR2955H
PR2974H

AC2872I

Kit squadrette allineamento

Alignment bracket set

Profili | *Profiles*
PR2972H

AC2862I

Kit squadrette allineamento

Alignment bracket set

Profili | *Profiles*
PR2962H

AC2875I

Kit squadrette allineamento

Alignment bracket set

Profili | *Profiles*
PR2975H

AC2865I

Kit squadrette allineamento

Alignment bracket set

Profili | *Profiles*
PR2965H

AC2891I

Kit squadrette allineamento

Alignment bracket set

Profili | *Profiles*
PR2991H

AC2871I

Kit squadrette allineamento

Alignment bracket set

Profili | *Profiles*
PR2971H

AC2892I

Kit squadrette allineamento

Alignment bracket set

Profili | *Profiles*
PR2992H
PR2993H

AC2895I

Kit squadrette allineamento

Alignment bracket set

Profili | *Profiles*
PR2995H

BR ottone grezzo verniciabile | *paintable untreated brass*
BB ottone brunito | *burnished brass*
SB acciaio inox scotch brite | *scotch-brite stainless steel*

ACV771.xx

Martellina cremonese
”VITRUVIO” small
per finestra
T | tonda| tronca

Cremone handle
small ”VITRUVIO”
for window
T | cut | round

BR ottone grezzo verniciabile | *paintable untreated brass*
BB ottone brunito | *burnished brass*

ACV776.xx

Martellina cremonese
”VITRUVIO”
per finestra
KIDS

Cremone handle
small ”VITRUVIO”
for window
KIDS



IZ inox grezzo verniciabile | *paintable stainless steel*
BR ottone grezzo verniciabile | *paintable untreated brass*
BB ottone brunito | *burnished brass*
CZ acciaio corten grezzo | *untreated corten steel*
SB acciaio inox scotch brite | *scotch-brite stainless steel*

ACV772.xx

Martellina cremonese
”VITRUVIO” small
per finestra
L | quadra | tronca

Cremone handle
small ”VITRUVIO”
for window
L | cut | square

BR ottone grezzo verniciabile | *paintable untreated brass*
BB ottone brunito | *burnished brass*

ACV777.xx

Martellina cremonese
”VITRUVIO”
per finestra
OVALE

Cremone handle
small ”VITRUVIO”
for window
OVAL



BR ottone grezzo verniciabile | *paintable untreated brass*
BB ottone brunito | *burnished brass*
SB acciaio inox scotch brite | *scotch-brite stainless steel*

ACV773.xx

Martellina cremonese
”VITRUVIO” small
per finestra
L | tonda| tronca

Cremone handle
small ”VITRUVIO”
for window
L | cut | round

BR ottone grezzo verniciabile | *paintable untreated brass*
BB ottone brunito | *burnished brass*

ACV779.xx

Martellina cremonese
”VITRUVIO” small
per finestra
T | tonda| sfera

Cremone handle
small ”VITRUVIO”
for window
T | sphere | round

BR ottone grezzo verniciabile | *paintable untreated brass*
BB ottone brunito | *burnished brass*

ACV774.xx

Martellina cremonese
”VITRUVIO” small
per finestra
L | tonda| sfera

Cremone handle
small ”VITRUVIO”
for window
L | sphere | round

BR ottone grezzo verniciabile | *paintable untreated brass*
BB ottone brunito | *burnished brass*
SB acciaio inox scotch brite | *scotch-brite stainless steel*

ACV781.xx

Martellina cremonese
”VITRUVIO” small
per finestra ad un anta
PR2933H
T | tonda| tronca

Cremone handle
small ”VITRUVIO”
for single leaf window
PR2933H
T | cut | round



IZ inox grezzo verniciabile | *paintable stainless steel*
BR ottone grezzo verniciabile | *paintable untreated brass*
BB ottone brunito | *burnished brass*
CZ acciaio corten grezzo | *untreated corten steel*
SB acciaio inox scotch brite | *scotch-brite stainless steel*

ACV782.xx

Martellina cremonese
”VITRUVIO” small
per finestra a un anta
PR2933H
L | quadra | tronca

Cremone handle
small ”VITRUVIO”
for single leaf window
PR2933H
L | cut | square

BR ottone grezzo verniciabile | *paintable untreated brass*
BB ottone brunito | *burnished brass*
SB acciaio inox scotch brite | *scotch-brite stainless steel*

ACV783.xx

Martellina cremonese
”VITRUVIO” small
per finestra a un anta
PR2933H
L | tonda| tronca

Cremone handle
small ”VITRUVIO”
for single leaf window
PR2933H
L | cut | round

BR ottone grezzo verniciabile | *paintable untreated brass*
BB ottone brunito | *burnished brass*

ACV784.xx

Martellina cremonese
”VITRUVIO” small
per finestra a un anta
PR2933H
L | tonda| sfera

Cremone handle
small ”VITRUVIO”
for single leaf window
PR2933H
L | sphere | round

BR ottone grezzo verniciabile | *paintable untreated brass*
BB ottone brunito | *burnished brass*

ACV786.xx

Martellina cremonese
”VITRUVIO” small
per finestra a un anta
PR2933H
KIDS

Cremone handle
small ”VITRUVIO”
for single leaf window
PR2933H
KIDS

BR ottone grezzo verniciabile | *paintable untreated brass*
BB ottone brunito | *burnished brass*

ACV787.xx

Martellina cremonese
”VITRUVIO” small
per finestra a un anta
PR2933H
OVALE

Cremone handle
small ”VITRUVIO”
for single leaf window
PR2933H
OVAL

BR ottone grezzo verniciabile | *paintable untreated brass*
BB ottone brunito | *burnished brass*

ACV789.xx

Martellina cremonese
”VITRUVIO” small
per finestra a un anta
PR2933H
T | tonda| sfera

Cremone handle
small ”VITRUVIO”
for single leaf window
PR2933H
T | sphere | round

BR ottone grezzo verniciabile | *paintable untreated brass*
BB ottone brunito | *burnished brass*
SB acciaio inox scotch brite | *scotch-brite stainless steel*

ACV871.xx

Martellina cremonese
”VITRUVIO” medium
per finestra
T | tonda| tronca

Cremone handle
medium ”VITRUVIO”
for window
T | cut | round

BR ottone grezzo verniciabile | *paintable untreated brass*
BB ottone brunito | *burnished brass*

ACV879.xx

Martellina cremonese
”VITRUVIO” medium
per finestra
T | tonda| sfera

Cremone handle
medium ”VITRUVIO”
for window
T | sphere | round



IZ inox grezzo verniciabile | *paintable stainless steel*
BR ottone grezzo verniciabile | *paintable untreated brass*
BB ottone brunito | *burnished brass*
CZ acciaio corten grezzo | *untreated corten steel*
SB acciaio inox scotch brite | *scotch-brite stainless steel*

ACV872.xx

Martellina cremonese
”VITRUVIO” medium
per finestra
L | quadra | tronca

Cremone handle
medium ”VITRUVIO”
for window
L | cut | square



BR ottone grezzo verniciabile | *paintable untreated brass*
BB ottone brunito | *burnished brass*
CZ acciaio corten grezzo | *untreated corten steel*
SB acciaio inox scotch brite | *scotch-brite stainless steel*

ACV873.xx

Martellina cremonese
”VITRUVIO” medium
per finestra
L | tonda| tronca

Cremone handle
medium ”VITRUVIO”
for window
L | cut | round

BR ottone grezzo verniciabile | *paintable untreated brass*
BB ottone brunito | *burnished brass*

ACV874.xx

Martellina cremonese
”VITRUVIO” medium
per finestra
L | tonda| sfera

Cremone handle
medium ”VITRUVIO”
for window
L | sphere | round

BR ottone grezzo verniciabile | *paintable untreated brass*
BB ottone brunito | *burnished brass*
SB acciaio inox scotch brite | *scotch-brite stainless steel*

ACV881.xx

Martellina cremonese
”VITRUVIO” medium
per finestra ad un anta
PR2933H
T | tonda| tronca

Cremone handle
medium ”VITRUVIO”
for single leaf window
PR2933H
T | cut | round

BR ottone grezzo verniciabile | *paintable untreated brass*
BB ottone brunito | *burnished brass*

ACV889.xx

Martellina cremonese
”VITRUVIO” medium
per finestra a un anta
PR2933H
T | tonda| sfera

Cremone handle
medium ”VITRUVIO”
for single leaf window
PR2933H
T | sphere | round



IZ inox grezzo verniciabile | *paintable stainless steel*
BR ottone grezzo verniciabile | *paintable untreated brass*
BB ottone brunito | *burnished brass*
CZ acciaio corten grezzo | *untreated corten steel*
SB acciaio inox scotch brite | *scotch-brite stainless steel*

ACV882.xx

Martellina cremonese
”VITRUVIO” medium
per finestra a un anta
PR2933H
L | quadra | tronca

Cremone handle
medium ”VITRUVIO”
for single leaf window
PR2933H
L | cut | square

BR ottone grezzo verniciabile | *paintable untreated brass*
BB ottone brunito | *burnished brass*
CZ acciaio corten grezzo | *untreated corten steel*
SB acciaio inox scotch brite | *scotch-brite stainless steel*

ACV883.xx

Martellina cremonese
”VITRUVIO” medium
per finestra a un anta
PR2933H
L | tonda| tronca

Cremone handle
medium ”VITRUVIO”
for single leaf window
PR2933H
L | cut | round

BR ottone grezzo verniciabile | *paintable untreated brass*
BB ottone brunito | *burnished brass*

ACV884.xx

Martellina cremonese
”VITRUVIO” medium
per finestra a un anta
PR2933H
L | tonda| sfera

Cremone handle
medium ”VITRUVIO”
for single leaf window
PR2933H
L | sphere | round

AC2556

Meccanismo DK esterno per maniglie “Vitruvio”

External tilt and turn mechanismfor “Vitruvio” handles

ACV673.xx

Copertina per gratz con maniglia removibile su kit
AC2624E | AC2625E
AC2683E | AC2684E

Cover for gratz mechanism on kit
AC2624E | AC2625E
AC2683E | AC2684E

ACR055

Quadro riduzione per martellina DK commerciale

Spindle reducer for commercial DK handle

ACV793.xx.D

Martellina per sporgere dx
“VITRUVIO” small
L | tonda | tronca
RH Cockspur handle
“VITRUVIO” small
L | round | cut

ACV793.xx.S

Martellina per sporgere sx
“VITRUVIO” small
L | tonda | tronca
LH Cockspur handle
“VITRUVIO” small
L | round | cut

ACV075

Quadro maniglia

Handle spindle bar

ACV658.xx

Copertina per gratz con maniglia removibile su kit
AC2623E

Cover for gratz mechanism on kit
AC2623E



BR ottone grezzo verniciabile | *paintable untreated brass*
BB ottone brunito | *burnished brass*
IZ inox grezzo verniciabile | *paintable stainless steel*
CZ acciaio corten grezzo | *untreated corten steel*
SB acciaio inox scotch brite | *scotch-brite stainless steel*

ACV952.xx

Coppia maniglie per porta
"VITRUVIO" medium
bocchetta rettangolare
L | quadra | tronca

Double door handlesets
"VITRUVIO" medium
rectangular escutcheon
L | square | cut



BR* ottone grezzo verniciabile | *paintable untreated brass*
BB* ottone brunito | *burnished brass*
SB acciaio inox scotch brite | *scotch-brite stainless steel*

ACV953.xx

Coppia maniglie per porta
"VITRUVIO" medium
bocchetta rettangolare
L | tonda | tronca

Double door handlesets
"VITRUVIO" medium
rectangular escutcheon
L | round | cut

**quadro maniglia compreso*
**handle spindle bar included*



BR ottone grezzo verniciabile | *paintable untreated brass*
BB ottone brunito | *burnished brass*

ACV954.xx

Coppia maniglie per porta
"VITRUVIO" medium
bocchetta rettangolare
L | tonda | sfera

Double door handlesets
"VITRUVIO" medium
rectangular escutcheon
L | round | sphere



BR ottone grezzo verniciabile | *paintable untreated brass*
BB ottone brunito | *burnished brass*
CZ acciaio corten grezzo | *untreated corten steel*
SB acciaio inox scotch brite | *scotch-brite stainless steel*

ACV964.xx

Bocchetta copri cilindro a profilo
europeo

Euro profile cylinder escutcheon
plate



BR ottone grezzo verniciabile | *paintable untreated brass*
BB ottone brunito | *burnished brass*
SB acciaio inox scotch brite | *scotch-brite stainless steel*

ACV971.xx

Maniglia per DK
finestra"VITRUVIO" medium
T | tonda | tronca

DK window handle
"VITRUVIO" medium
T | round | cut

BR ottone grezzo verniciabile | *paintable untreated brass*
BB ottone brunito | *burnished brass*

ACV976.xx

Maniglia per DK finestra
"VITRUVIO" medium
KIDS

DK window handle
"VITRUVIO" medium
KIDS



IZ inox grezzo verniciabile | *paintable stainless steel*
BR ottone grezzo verniciabile | *paintable untreated brass*
BB ottone brunito | *burnished brass*
CZ acciaio corten grezzo | *untreated corten steel*
SB acciaio inox scotch brite | *scotch-brite stainless steel*

ACV972.xx

Maniglia per DK finestra
"VITRUVIO" medium
L | quadra | tronca

DK window handle
"VITRUVIO" medium
L | square | cut

BR ottone grezzo verniciabile | *paintable untreated brass*
BB ottone brunito | *burnished brass*

ACV977.xx

Maniglia per DK finestra
"VITRUVIO" medium
OVALE

DK window handle
"VITRUVIO" medium
OVALE



BR ottone grezzo verniciabile | *paintable untreated brass*
BB ottone brunito | *burnished brass*
CZ acciaio corten grezzo | *untreated corten steel*
SB acciaio inox scotch brite | *scotch-brite stainless steel*

ACV973.xx

Maniglia per DK finestra
"VITRUVIO" medium
L | tonda | tronca

DK window handle
"VITRUVIO" medium
L | round | cut

BR ottone grezzo verniciabile | *paintable untreated brass*
BB ottone brunito | *burnished brass*

ACV979.xx

Maniglia per DK finestra
"VITRUVIO" medium
T | tonda | sfera

DK window handle
"VITRUVIO" medium
T | round | sphere

BR ottone grezzo verniciabile | *paintable untreated brass*
BB ottone brunito | *burnished brass*

ACV974.xx

Maniglia per DK finestra
"VITRUVIO" medium
L | tonda | sfera

DK window handle
"VITRUVIO" medium
L | round | sphere

GE1011

Guarnizione interna vetro
spessore 4 mm

Internal weather strip for glazing bead
4 mm thick



GE2606

Guarnizione adesiva esterno vetro
vedi pg. 5.1.1

Adhesive weather strip outer window
see pg. 5.1.2



GE2543TT

Guarnizione di battuta interna su profili PR2543H

Internal weather strip on profiles PR2943H



GE2645TT

Guarnizione di battuta interna|esterna su profili PR2543H | PR2943H PR2963H | PR2962H

Internal/external weather strip with PR2543H | PR2943H PR2963H | PR2962H profiles



GE2600TT

Guarnizione di battuta interna su profilo PR2933H

Internal weather strip with PR2933H profile



GE2907TT

Guarnizione sotto vetro

Under glass gasket

GE2603

Guarnizione per giunto aperto
Apertura interna

Weather strip for open joint
Inward opening



GP0095

Guarnizione interna vetro
spessore 3mm

Internal weather strip for glazing bead
3 mm thick



GU2036

Piattina adesiva morbida
per fondo giunto esterno vetro
12x4 mm

Soft adhesive shim for
external window joint
12x4 mm

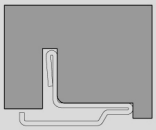

AT2038

Ganasce di taglio per
PR2638

Cutting jaws for
PR2638

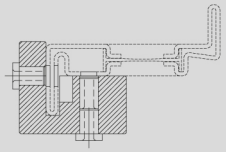

AT2823

Maschera per applicazione
cremonese AC2623
Profilo PR2933

Jig for AC2623 cremone bolt
installation
PR2933 profile

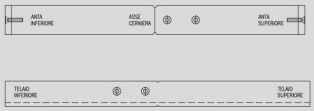

AT2629

Maschera per esecuzione
fori fissaggio cerniere
AC2629-AC2630
AC2649-AC2650

Drill jig for
AC2629-AC2630 hinges
AC2649-AC2650 hinges

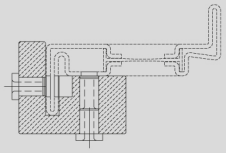

AT2824

Maschera per applicazione
cremonese AC2624
Profilo PR2933

Jig for AC2624 cremone bolt
installation
PR2933 profile



AT2900H

Kit ganasce di taglio

Kit of cutting jaws for profiles

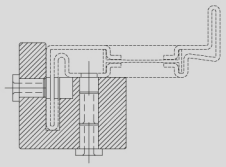

AT2825

Maschera per applicazione
cremonese AC2624-AC2625
Profilo PR2943H
e aperture esterne

Jig for AC2624-AC2625
cremone bolt installation
PR2943H profile
and outward opening

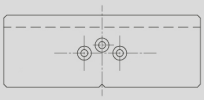

AT2818

Maschera per esecuzione fori
per applicazione scarico acqua
AC2618 - AC2618NE

Drill jig for AC2618 - AC2618NE
water drip installation



AT2828

Maschera per esecuzione fori
fissaggio fermavetri

Drill jig for glazing beads
securing

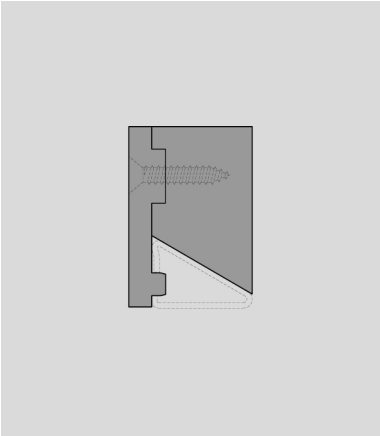

AT2829

Ganasce di taglio per fermavetro PR2629

Kit of cutting jaws for glazin bead PR2629

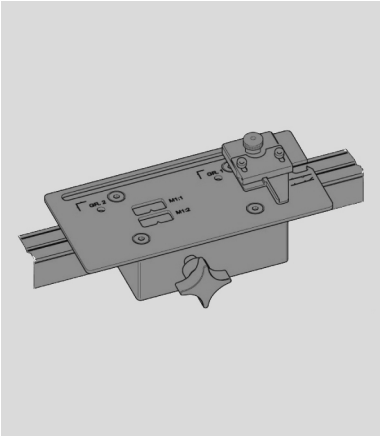

ATG313

Asta millimetrata per trancia oleopneumatica

Rod divided into millimetres for oil-pneumatic punching machine

ATG281

Kit dime per esecuzione fori montaggio A/R cerniere a scomparsa

Template kit for drilling holes for tilt-turn kit with concealed hinges

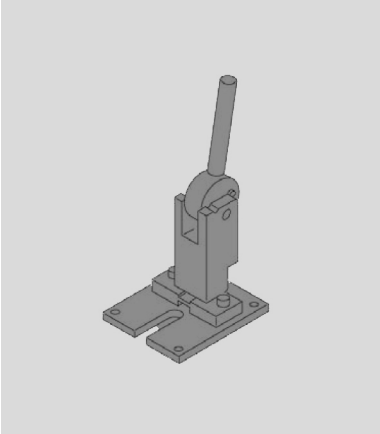

ATG311

Trancia manuale

Manual punching machine

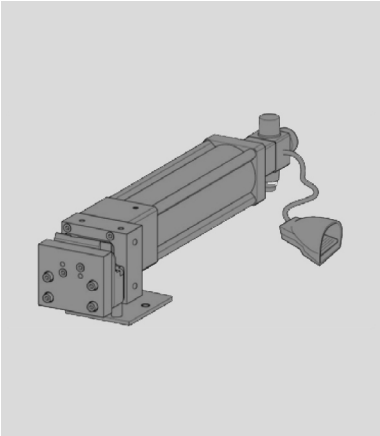

ATG312

Trancia oleopneumatica

Oil-pneumatic punching machine

SA0005.01

Liquido neritore per brunitura
1 kg

Burnishing liquid
1 kg

SA0005.10

Liquido neritore per brunitura
10 kg

Burnishing liquid
10 kg

SA2001

Spray detergente antimpronta per superfici in acciaio inox

Anti-fingerprint detergent spray for stainless steel surfaces

SA0070.10

Brunitore per acciaio inox
1 l

Burnisher for stainless steel
1 l

SA2002

Spray solvente per rimozione collanti su superfici in acciaio inox

Solvent adhesive remover spray for stainless steel surfaces

SA1024

Nastro adesivo protettivo per verniciatura
24 mm

Adhesive tape for painting
24 mm

PR25xx

SA2031

Liquido deumidificante vetri

Glass dehumidifying liquid

SA1033

Nastro adesivo protettivo per verniciatura
33 mm

Adhesive tape for painting
33 mm

PR29xx

SA2032

Primer di adesione per profili verniciati

Adhesion primer for painted profiles

SA2033

Liquido di adesione per materiale plastico

Adhesion liquid for plastic

SA3004

Cera d'api liquida per finitura brunita di ottone e acciaio inox
5 l

Liquid beeswax for burnished brass and stainless steel finishing
5 l

SA3001

Acido per ossidazione corten
1 l

Oxidising acid for corten
1 l

SL0019

Sigillante a freddo per giunzione angoli e traversi
1 kg

Cold sealant for corner and transom joints
1 kg



SA3002.05

Passivante per ossidazione corten
5 kg

Passivating agent for corten
5 kg

SA3002.25

Passivante per ossidazione corten
25 kg

Passivating agent for corten
25 kg

SL0021

Silicone nero per guarnizioni

Black silicone for gaskets

SA3003

Cera d'api per finitura corten
5 kg

Beeswax for Corten finishing
5 kg

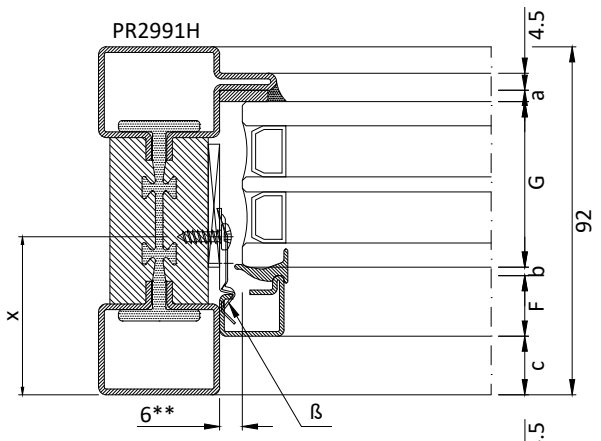

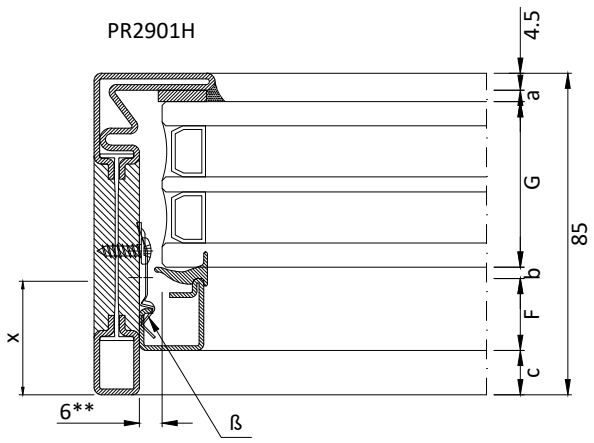

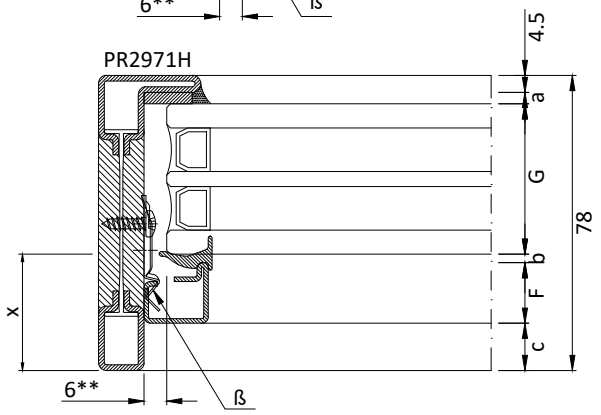

F	G			Guarnizioni - *gasket*									
fermavetro *glazing beads*	spessore vetro *glass thickness*			GU2036 3 mm + sigillatura *+ seal*	GP0095 2 / 3 mm	asse fissaggio viti fermavetro *glazing beads securing axis*			rientro fermavetro *glazing beads gap*			clips fissaggio fermavetro *glazing beads securing clips*
	mm					x			c			
codice *code*	Fisso 92 *Fix 92*	Fisso 85 *Fix 85*	Fisso 78 *Fix 78*	a	b	Fisso 92 *Fix 92*	Fisso 85 *Fix 85*	Fisso 78 *Fix 78*	Fisso 92 *Fix 92*	Fisso 85 *Fix 85*	Fisso 78 *Fix 78*	ß
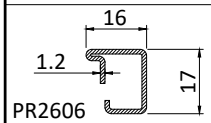 PR2606	40 - 58	46 - 58	40 - 51	3	3	45 - 27	39 - 27	38 - 27	19 - 0	12 - 0	12 - 0	AC2608
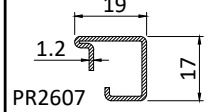 PR2607	40 - 55	43 - 55	40 - 48			42 - 27	39 - 27	35 - 27	16 - 0	12 - 0	9 - 0	AC2608
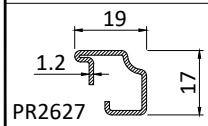 PR2627	40 - 55	43 - 55	40 - 48			42 - 27	39 - 27	35 - 27	16 - 0	12 - 0	9 - 0	AC2608
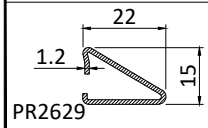 PR2629	40 - 52	40 - 52	40 - 45			50 - 38	50 - 38	43 - 38	13 - 0	12 - 0	5 - 0	AC2608
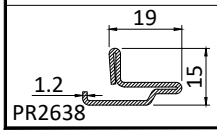 PR2638	43 - 55	50 - 55	43 - 48			54 - 42	47 - 42	47 - 42	12 - 0	5 - 0	5 - 0	AC2608

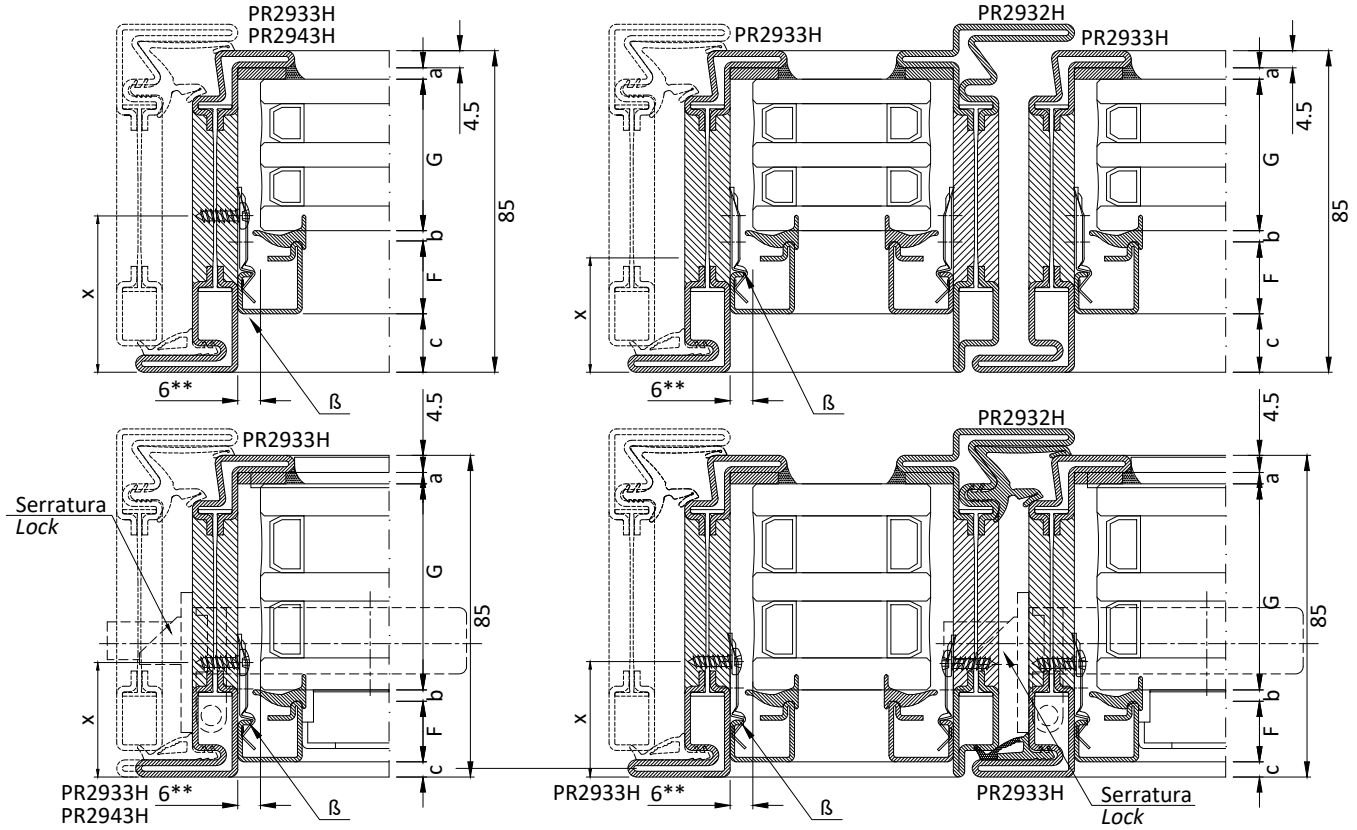

F	G	Guarnizioni - *gasket*				
fermavetro *glazing beads*	spessore vetro *glass thickness*	GU2036 3 mm + sigillatura *+ seal*	GP0095 2 / 3 mm	asse fissaggio viti fermavetro *glazing beads securing axis*	rientro fermavetro *glazing beads gap*	clips fissaggio fermavetro *glazing beads securing clips*
codice *code*	mm	a	b	x	c	ß
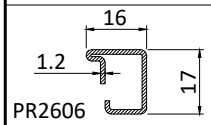 PR2606	40 - 54	3	3	42 - 30	19 - 4	AC2608
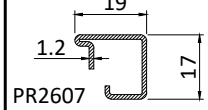 PR2607	40 - 51			42 - 30	16 - 4	AC2608
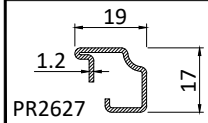 PR2627	40 - 51			42 - 30	16 - 4	AC2608
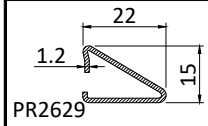 PR2629	40 - 53			50 37	13 - 0	AC2608
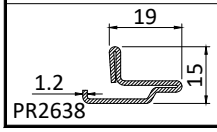 PR2638	43 - 55			54 - 41	13 - 0	AC2608

NOTA: Con serratura AC2693 utilizzare vetri con spessore ≥ 40 mm
Con serratura AC2694 utilizzare vetri con spessore ≥ 51 mm
ATTN: With lock AC2693 use glass thickness ≥ 40 mm
With lock AC2694 use glass thickness ≥ 51 mm

** 7 mm per PR2638
*** 7 mm for PR2638*

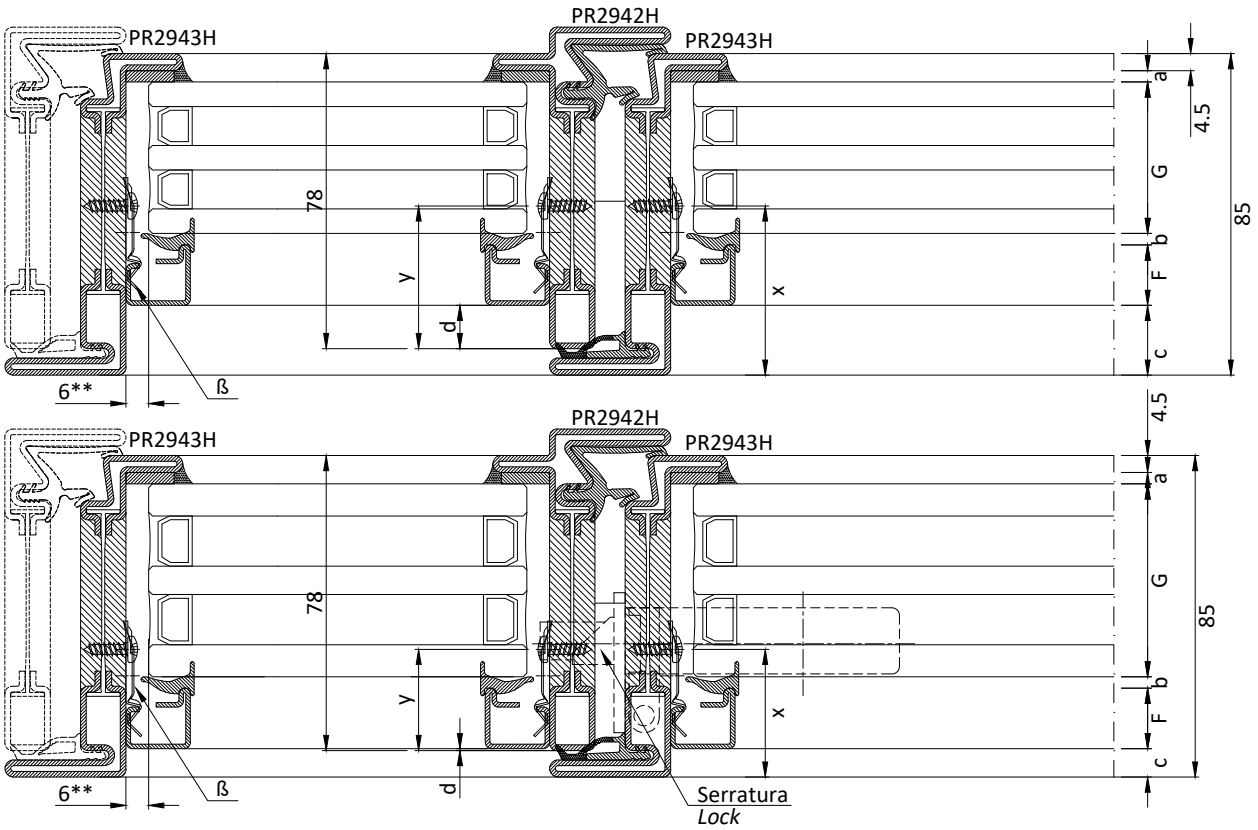

F	G	Guarnizioni - *gasket*						
fermavetro *glazing beads*	spessore vetro *glass thickness*	GU2036 3 mm + sigillatura *+ seal*	GP0095 2 / 3 mm	asse fissaggio viti fermavetro *glazing beads securing axis*		rientro fermavetro *glazing beads gap*		clips fissaggio fermavetro *glazing beads securing clips*
codice *code*	mm	a	b	x	y	c	d	ß
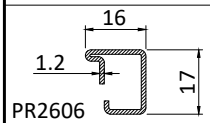 PR2606	40 - 51	3	3	44 - 33	37 - 26	18 - 7	11 - 0	AC2608
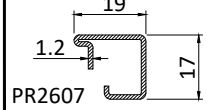 PR2607	40 - 48			41 - 33	34 - 26	15 - 7	8 - 0	AC2608
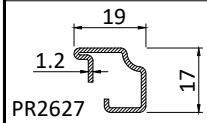 PR2627	40 - 48			41 - 33	34 - 26	15 - 7	8 - 0	AC2608
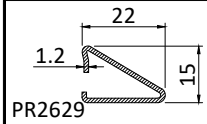 PR2629	40 - 45			49 - 44	42 - 37	12 - 7	5 - 0	AC2608
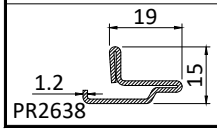 PR2638	43 - 48			54 - 49	47 - 42	12 - 7	5 - 0	AC2608

NOTA: Con serratura AC2693 utilizzare vetri con spessore ≥ 40 mm
Con serratura AC2694 utilizzare vetri con spessore ≥ 51 mm
ATTN: With lock AC2693 use glass thickness ≥ 40 mm
With lock AC2694 use glass thickness ≥ 51 mm

** 7.5 mm per PR2638
** *7.5 mm for PR2638*

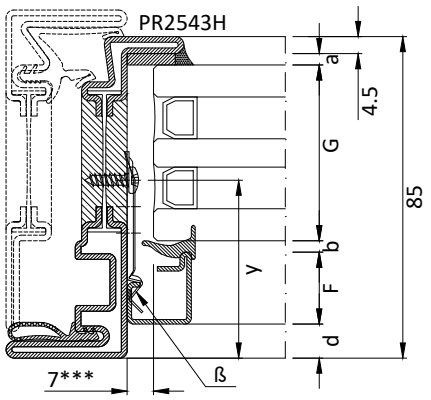

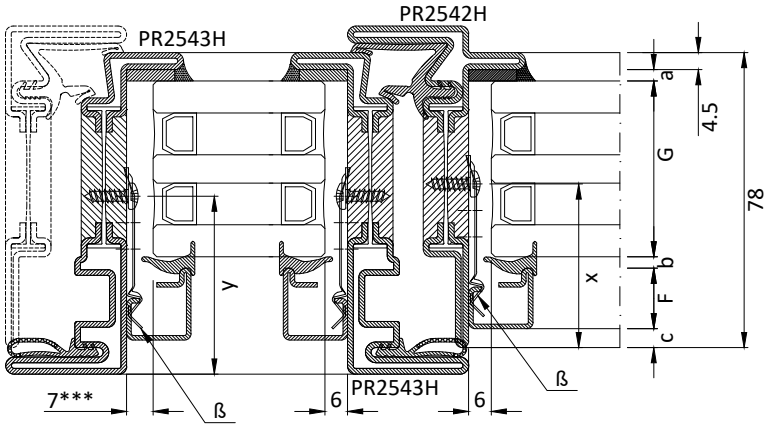

F	G	Guarnizioni - *gasket*						
fermavetro *glazing beads*	spessore vetro *glass thickness*	GU2036 3 mm + sigillatura *+ seal*	GP0095 2 / 3 mm	asse fissaggio viti fermavetro *glazing beads securing axis*		rientro fermavetro *glazing beads gap*		clips fissaggio fermavetro *glazing beads securing clips*
codice *code*	mm	a	b	x	y	c	d	ß
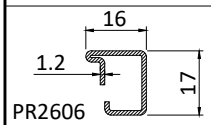 PR2606	46 - 51	3	3	43* - 38*	50* - 45*	5 - 0	12 - 7	AC2608AR
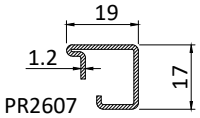 PR2607	43 - 48			43* - 38*	50* - 45*	5 - 0	12 - 7	AC2608AR
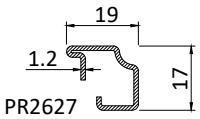 PR2627	43 - 48			43* - 38*	50* - 45*	5 - 0	12 - 7	AC2608AR
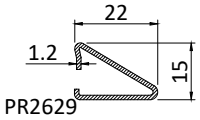 PR2629	45			42**	49**	0	7	AC2608AR
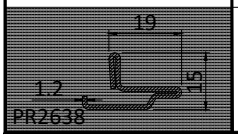 PR2638	Non utilizzzabile con profilo PR2543H - PR2542H *Not usable with profile profil PR2543H - PR2542H*							

***** fissare tramite il primo foro della clip
** screw in the first hole of the clip*

****** fissare tramite il secondo foro della clip
*** screw in the second hole of the clip*

******* 7 mm lato cremonese
**** 7 mm cremone side*

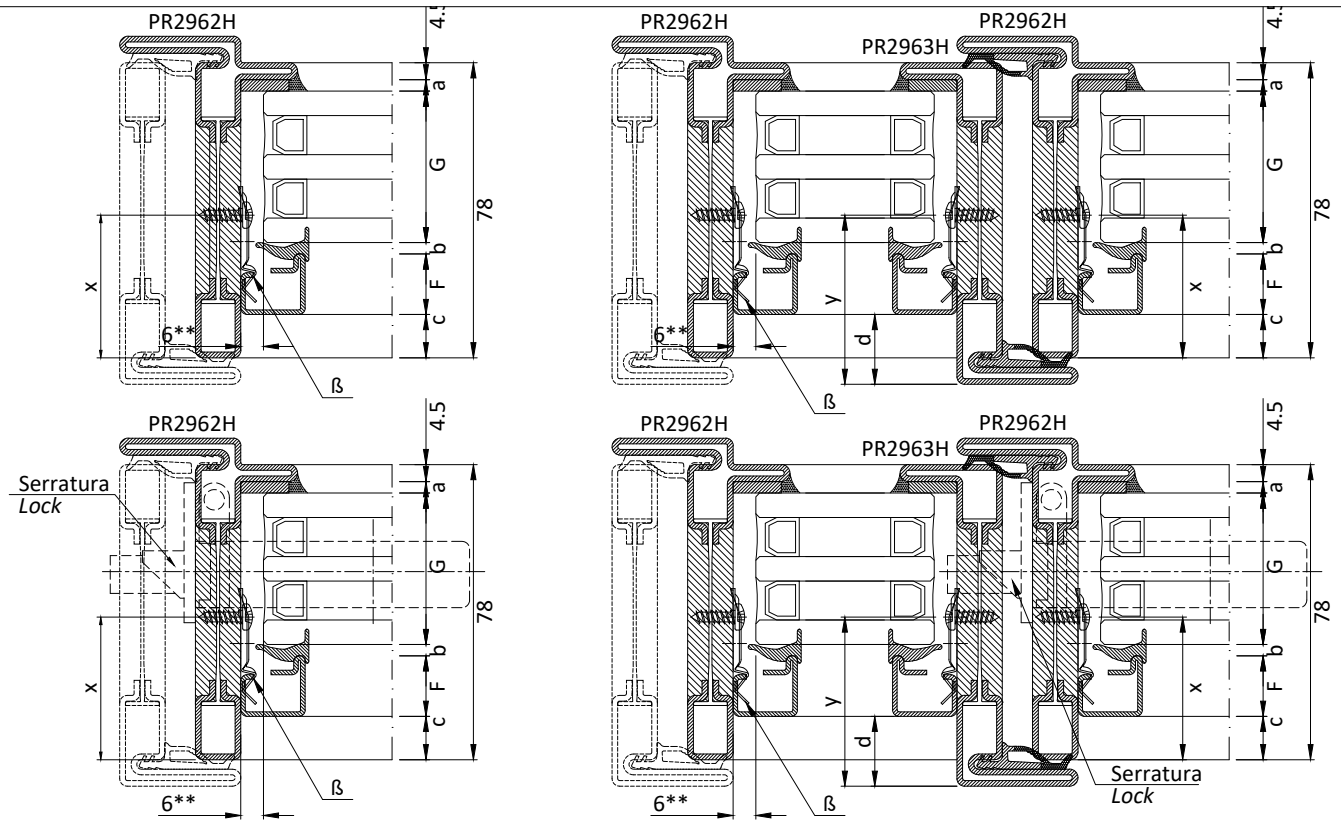

F	G	Guarnizioni - *gasket*						
fermavetro *glazing beads*	spessore vetro *glass thickness*	GU2036 3 mm + sigillatura *+ seal*	GP0095 2 / 3 mm	asse fissaggio viti fermavetro *glazing beads securing axis*		rientro fermavetro *glazing beads gap*		clips fissaggio fermavetro *glazing beads securing clips*
codice *code*	mm	a	b	x	y	c	d	ß
PR2606 (16; 1.2; 17)	40 - 51	3	3	37 - 26	44 - 33	11 - 0	18 - 7	AC2608
PR2607 (19; 1.2; 17)	40 - 48			34 - 26	41 - 33	8 - 0	15 - 7	AC2608
PR2627 (19; 1.2; 17)	40 - 48			34 - 26	41 - 33	8 - 0	15 - 7	AC2608
PR2629 (22; 1.2; 15)	40 - 45			42 - 37	49 - 44	5 - 0	12 - 7	AC2608
PR2638 (19; 1.2; 15)	43 - 48			46 - 41	53 - 48	5 - 0	12 - 7	AC2608

NOTA: Con serratura AC2693 utilizzare vetri con spessore ≥ 40 mm
Con serratura AC2694 utilizzare vetri con spessore ≥ 31 mm
ATTN: With lock AC2693 use glass thickness ≥ 40 mm
With lock AC2694 use glass thickness ≥ 31 mm

** 7 mm per PR2638
*** 7 mm for PR2638*

PR2991H

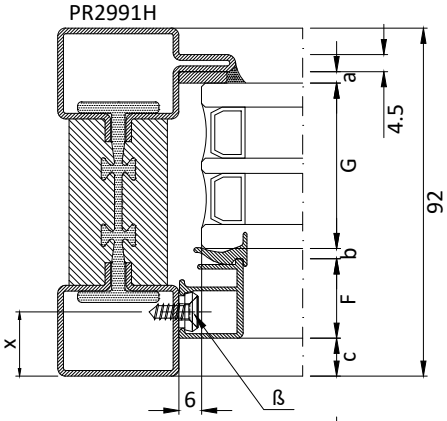

PR2901H

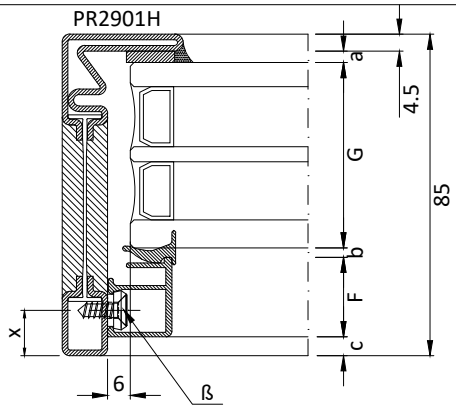

PR2971H

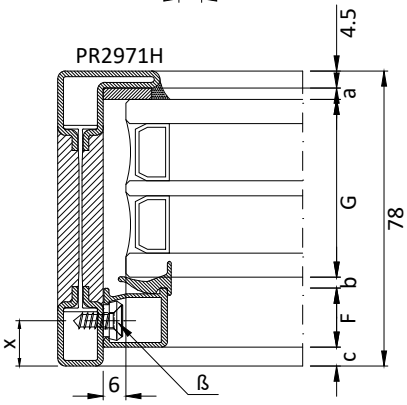

F	G			Guarnizioni - *gasket*								
fermavetro *glazing beads*	spessore vetro *glass thickness*			GU2036 3 mm + sigillatura *+ seal*	GP0095 2 / 3 mm	asse fissaggio viti fermavetro *glazing beads securing axis*			rientro fermavetro *glazing beads gap*			boccole e viti fissaggio fermavetro *Bushing and screws for fixing of glazing bead*
	mm					x			c			
codice *code*	Fisso 92 *Fix 92*	Fisso 85 *Fix 85*	Fisso 78 *Fix 78*	a	b	Fisso 84 *Fix 84*	Fisso 77 *Fix 77*	Fisso 70 *Fix 70*	Fisso 84 *Fix 84*	Fisso 77 *Fix 77*	Fisso 70 *Fix 70*	ß
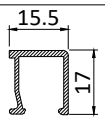 PA2606	49 - 59	54 - 59	47 - 52	3	3	17 - 7	12 - 7	12 - 7	10 - 0	5 - 0	5 - 0	CV1023(i) CV5012(i)
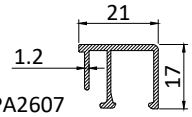 PA2607	43 - 53	49 - 53	40 - 45			17 - 7	12 - 7	12 - 7	10 - 0	5 - 0	5 - 0	CV1023(i) CV5012(i)
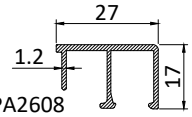 PA2608	40 - 48	43 - 48	40 - 41			17 - 7	12 - 7	8 - 7	10 - 0	5 - 0	1 - 0	CV1023(i) CV5012(i)

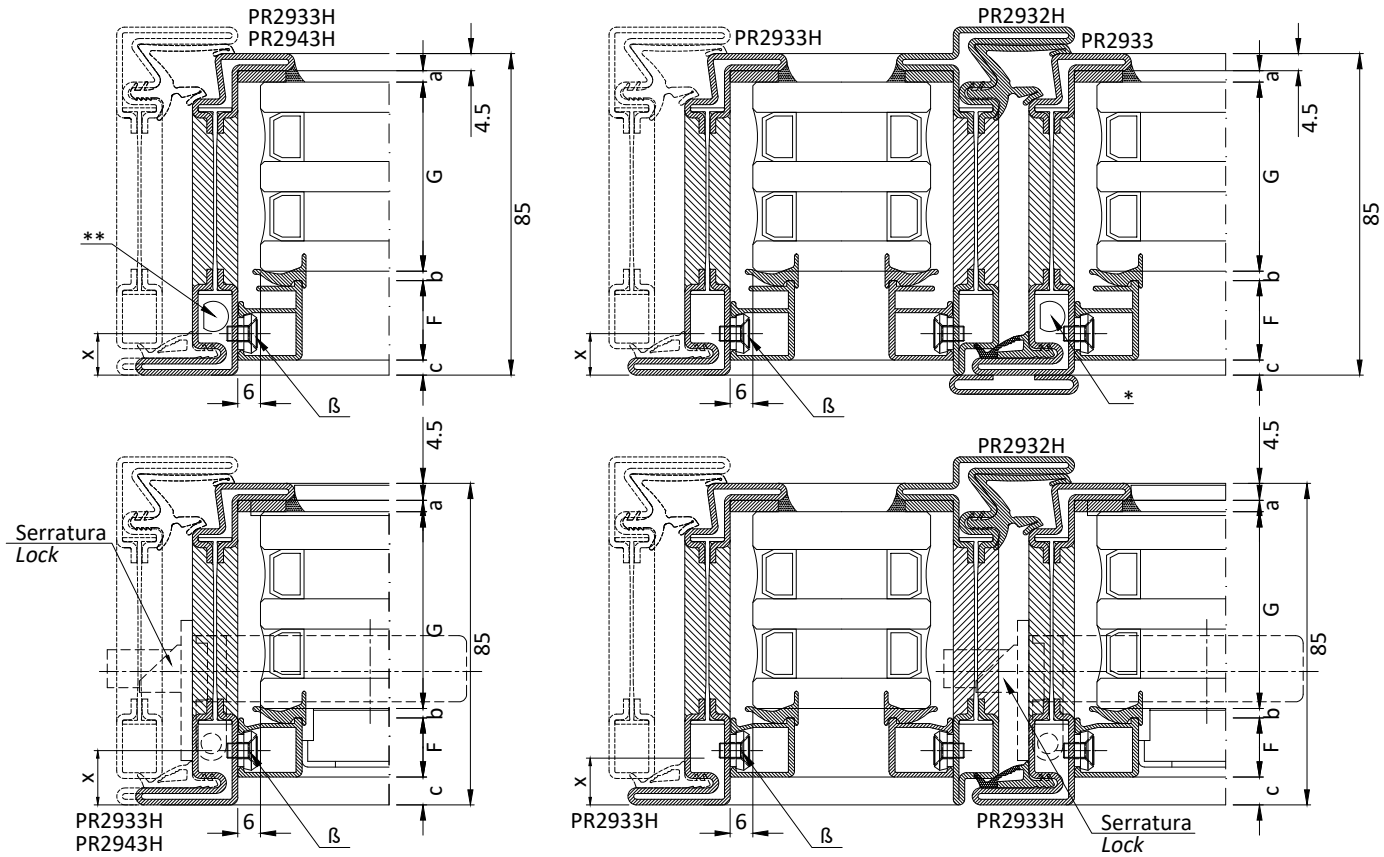

F	G	Guarnizioni - *gasket*				
fermavetro *glazing beads*	spessore vetro *glass thickness*	GU2036 3 mm + sigillatura *+ seal*	GP0095 2 / 3 mm	asse fissaggio viti fermavetro *glazing beads securing axis*	rientro fermavetro *glazing beads gap*	boccole e viti fissaggio fermavetro *Bushing and screws for fixing of glazing bead*
codice *code*	mm	a	b	x	c	ß
15.5 / 17 PA2606	47 - 55	3	3	19 - 11	12 - 4	CV1243(i) CV5012(i)
21 / 1.2 / 17 PA2607	42 - 50			19 - 11	12 - 4	CV1243(i) CV5012(i)
27 / 1.2 / 17 PA2608	40 - 44			15 - 11	8 - 4	CV1243(i) CV5012(i)

NOTA: Con serratura AC2693 utilizzare vetri con spessore ≥ 40 mm
Con serratura AC2694 utilizzare vetri con spessore ≥ 51 mm
ATTN: With lock AC2693 use glass thickness ≥ 40 mm
With lock AC2694 use glass thickness ≥ 51 mm

* Fare attenzione al fissaggio fermavetro in prossimità kit cremonese - vedi pg. 2.9.12
** Pay attention fixing the screw near cremone set - see pg. 2.9.12*

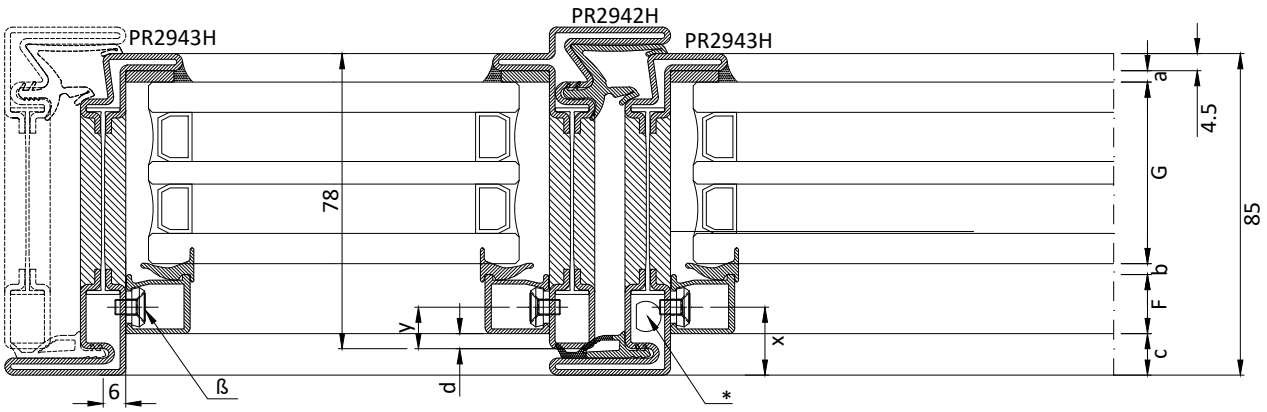

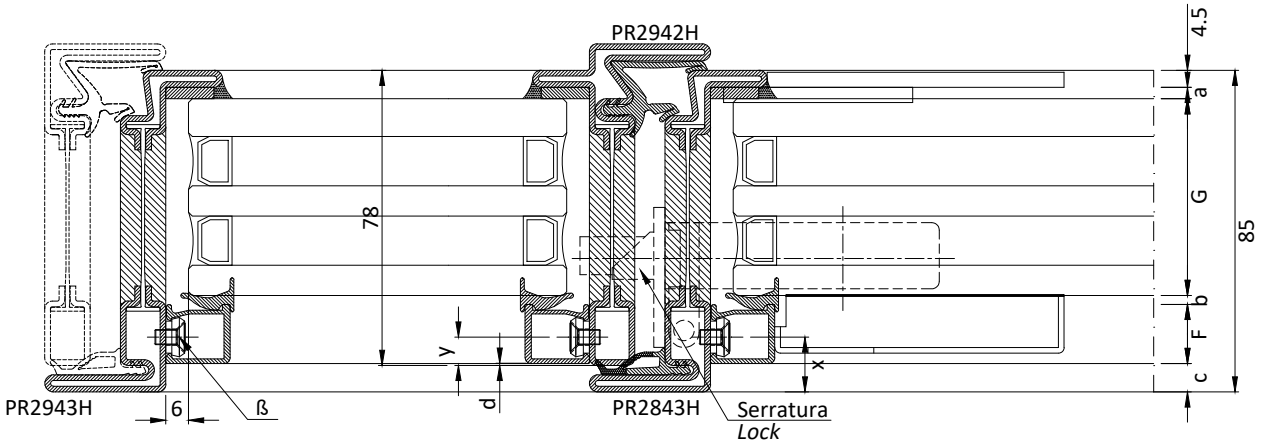

F	G	Guarnizioni - *gasket*						
fermavetro *glazing beads*	spessore vetro *glass thickness*	GU2036 3 mm + sigillatura *+ seal*	GP0095 2 / 3 mm	asse fissaggio viti fermavetro *glazing beads securing axis*		rientro fermavetro *glazing beads gap*		boccole e viti fissaggio fermavetro *Bushing and screws for fixing of glazing bead*
codice *code*	mm	a	b	x	y	c	d	ß
PA2606 (15.5 / 17)	48 - 52	3	3	18 - 14	11 - 7	11 - 7	4 - 0	CV1243(i) CV5012(i)
PA2607 (21 / 1.2 / 17)	43 - 47			18 - 14	11 - 7	11 - 7	4 - 0	CV1243(i) CV5012(i)
PA2608 (27 / 1.2 / 17)	41			14	7	7	0	CV1243(i) CV5012(i)

NOTA: Con serratura AC2693 utilizzare vetri con spessore ≥ 40 mm
Con serratura AC2694 utilizzare vetri con spessore ≥ 51 mm
ATTN: *With lock AC2693 use glass thickness ≥ 40 mm*
With lock AC2694 use glass thickness ≥ 51 mm

* Fare attenzione al fissaggio fermavetro in prossimità kit cremonese - vedi pg. 2.9.12
** Pay attention fixing the screw near cremone set - see pg. 2.9.12*

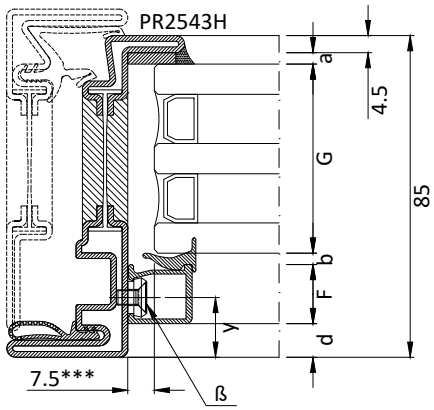

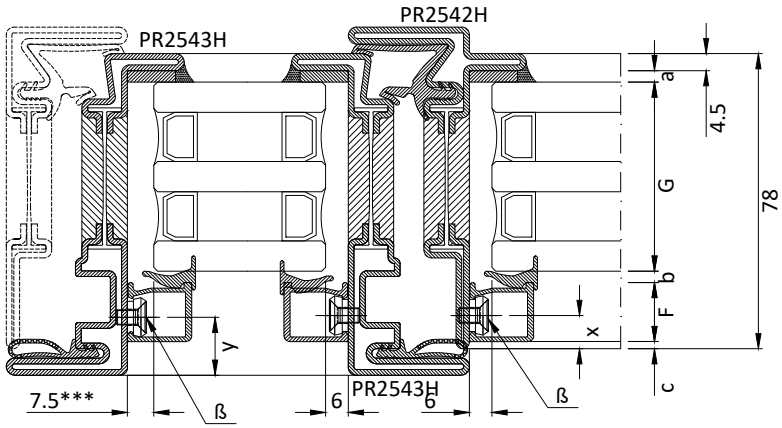

F	G	Guarnizioni - *gasket*						
fermavetro *glazing beads*	spessore vetro *glass thickness*	GU2036 3 mm + sigillatura *+ seal*	GP0095 2 / 3 mm	asse fissaggio viti fermavetro *glazing beads securing axis*		rientro fermavetro *glazing beads gap*		boccole e viti fissaggio fermavetro *Bushing and screws for fixing of glazing bead*
codice *code*	mm	a	b	x	y	c	d	ß
15.5 / 17 PA2606	48 - 52	3	3	11.5 - 7	18.5 - 14	4.5 - 0	11.5 - 7	CV1243(i) CV5012(i)
21 / 1.2 / 17 PA2607	42 - 46			11.5 - 7	18.5 - 14	4.5 - 0	11.5 - 7	CV1243(i) CV5012(i)
27 / 1.2 / 17 PA2608	36 - 40			11.5 - 7	18.5 - 14	4.5 - 0	11.5 - 7	CV1243(i) CV5012(i)

*** 7.5 mm lato cremonese
*** *7.5 mm cremone side*

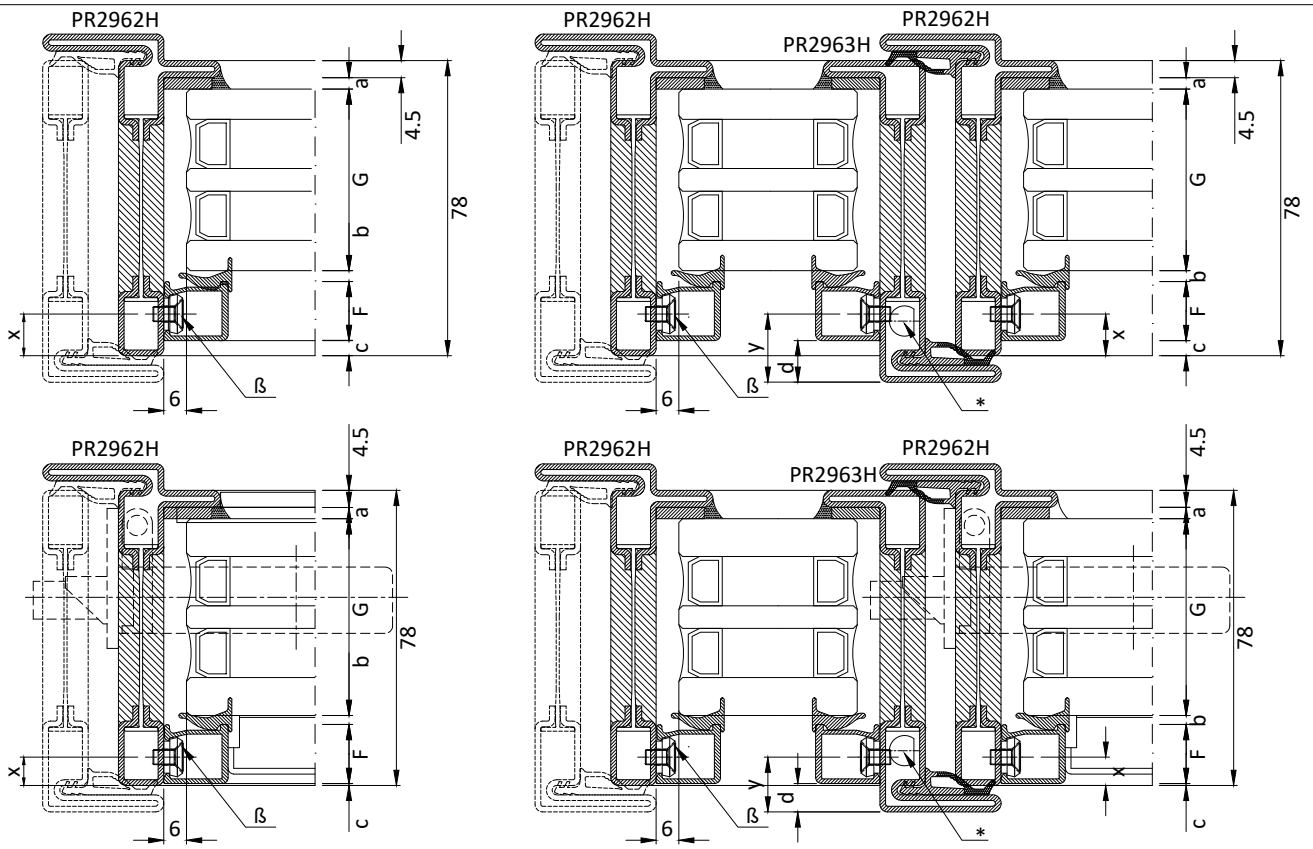

F	G	Guarnizioni - *gasket*						
fermavetro *glazing beads*	spessore vetro *glass thickness*	GU2036 3 mm + sigillatura *+ seal*	GP0095 2 / 3 mm	asse fissaggio viti fermavetro *glazing beads securing axis*		rientro fermavetro *glazing beads gap*		boccole e viti fissaggio fermavetro *Bushing and screws for fixing of glazing bead*
codice *code*	mm	a	b	x	y	c	d	ß
PA2606 (15.5 / 17)	48 - 52	3	3	11 - 7	18 - 14	4 - 0	11 - 7	CV1243(i) CV5012(i)
PA2607 (21 / 1.2 / 17)	43 - 47			11 - 7	18 - 14	4 - 0	11 - 7	CV1243(i) CV5012(i)
PA2608 (27 / 1.2 / 17)	41			7	14	0	7	CV1243(i) CV5012(i)

NOTA: Con serratura AC2693 utilizzare vetri con spessore ≥ 40 mm
Con serratura AC2694 utilizzare vetri con spessore ≥ 32 mm
ATTN: *With lock AC2693 use glass thickness ≥ 40 mm*
With lock AC2694 use glass thickness ≥ 32 mm

* Fare attenzione al fissaggio fermavetro in prossimità kit cremonese - vedi pg. 2.9.12
** Pay attention fixing the screw near cremone set - see pg. 2.9.12*

Fissaggio fermavetri PR2606 - PR2607 - PR2627 - PR2629: clip AC2608/AC2609 con vite TC 3.5 x 9.5 (non fornite)
Glazing beads fixing PR2606 - PR2607 - PR2627 - PR2629: clip AC2608 /AC2609 with screw TC 3.5 x 9.5 (not included)

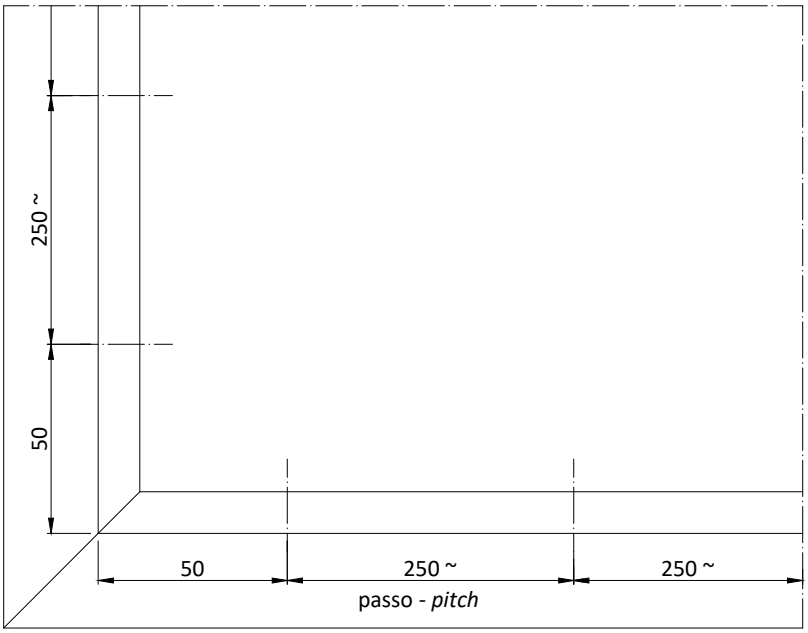

Passo clips fissaggio fermavetri
Clip pitch for glazing beads securing

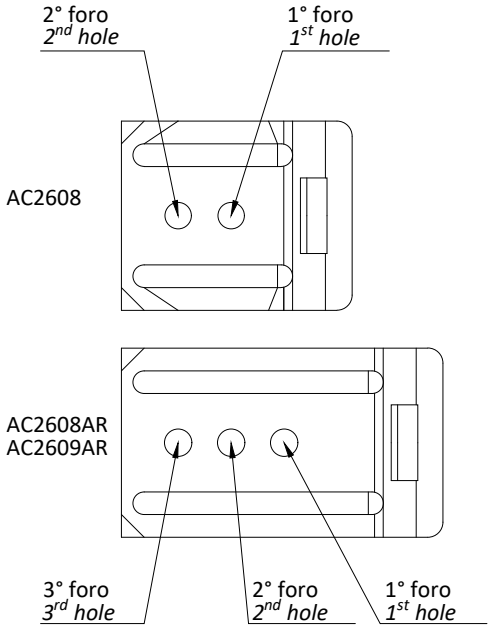

Fissaggio fermavetri PA2607 - PA2608: profili telaio vite CV1023(I) TPS 4,2 x 13 e boccola CV5012(I)
Profili anta vite CV1243(I) TPS M4 x 8 e boccola CV5012(I).

Glazing bead fixing PA2607 - PA2608: frame profile screw CV1023(I) TPS 4,2 x 13 and bushing CV5012(I)
Leaf profile screw CV1243(I) TPS M4 x 8 M4 x 8 and bushing CV5012(I).

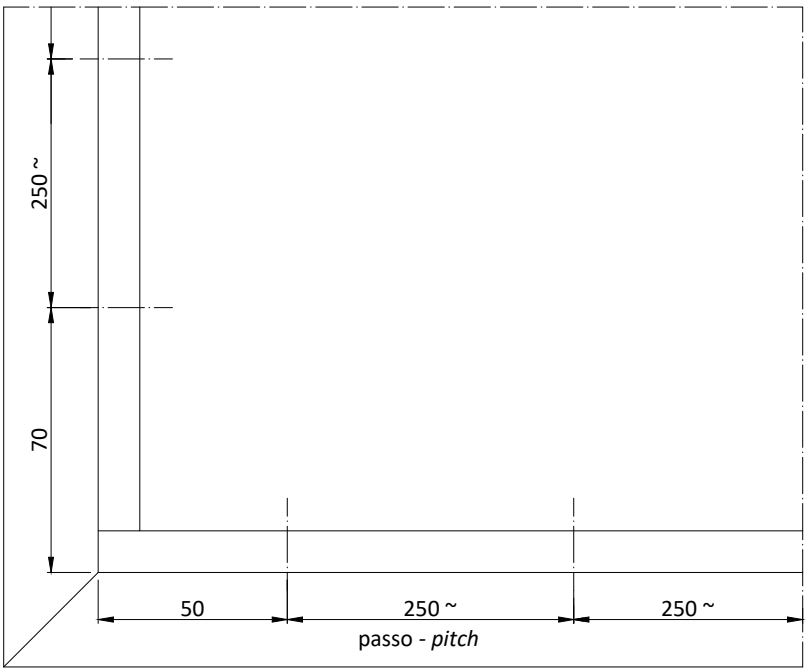

Passo vite e boccola fissaggio fermavetri
Screw and bushing pitch for glazing beads fixing

Boccole fissaggio fermavetri in alluminio
Bushing fixing for alluminium glazing beads

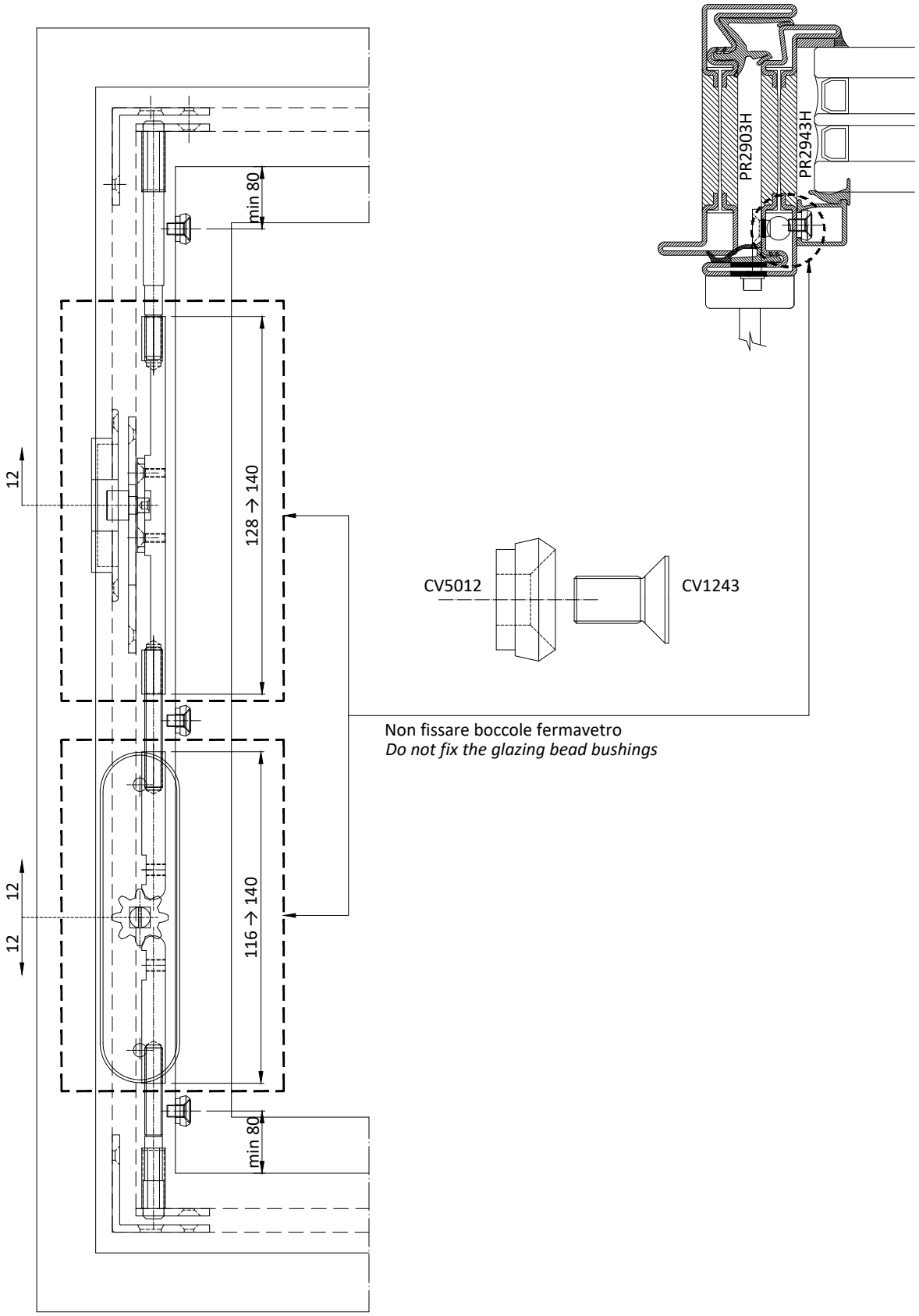

PR2638

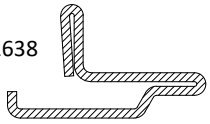

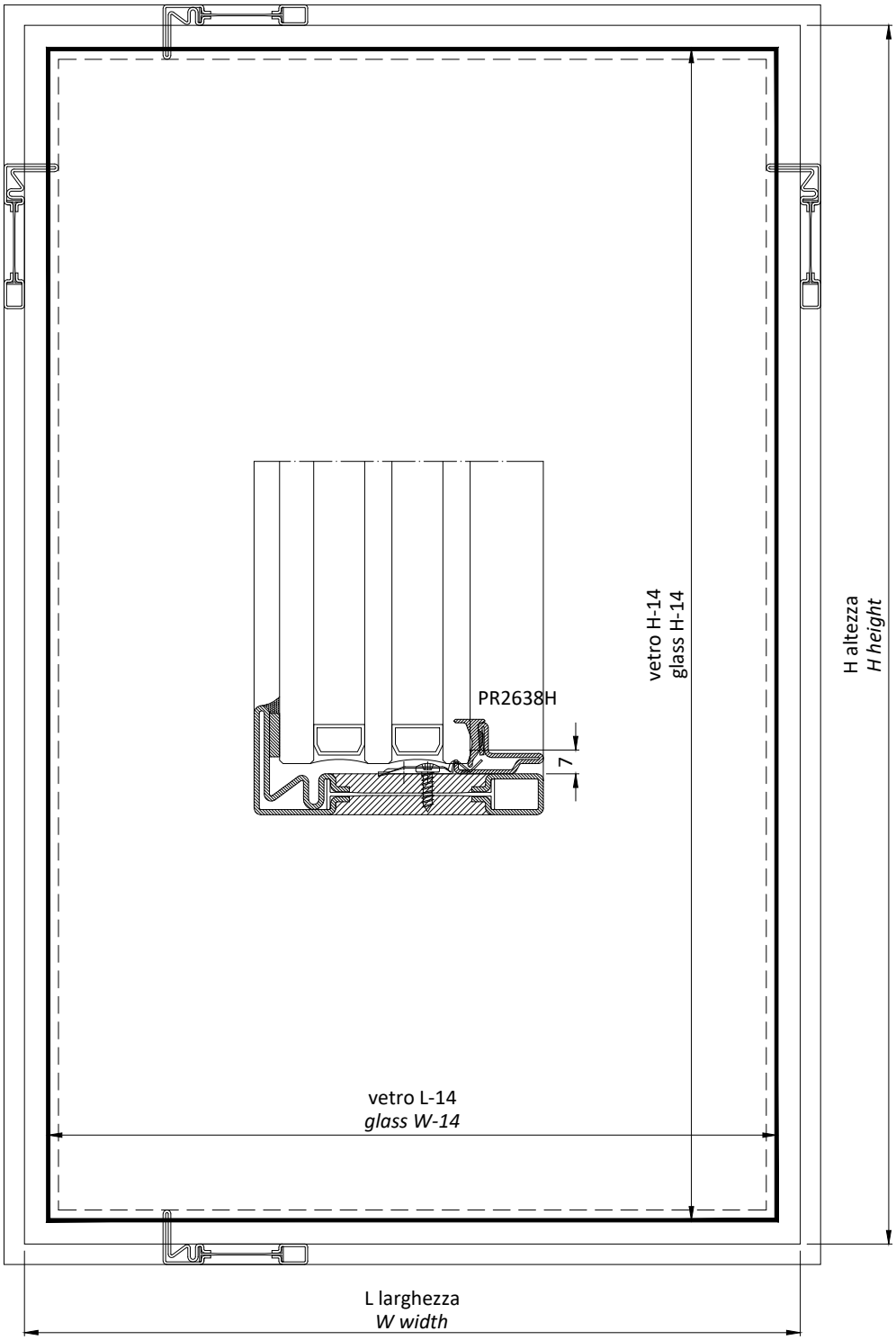
PR2638H
7
vetro H-14
glass H-14
H altezza
H height
vetro L-14
glass W-14
L larghezza
W width

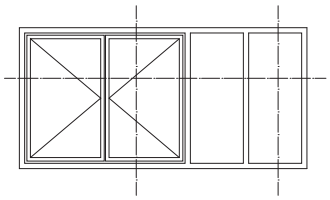

Tipologia
apribile a due ante con fissi laterali
apertura interna
posa in luce

Type
double leaf window with fixed light
inward opening
laying middle wall

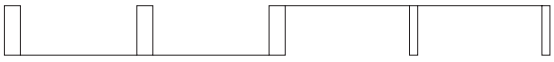

Sistema 1
sezioni minimizzate
vetri non complanari
aperture in evidenza nel prospetto

System 1
minimised sections
non-flush glasses
visible openings on the facade

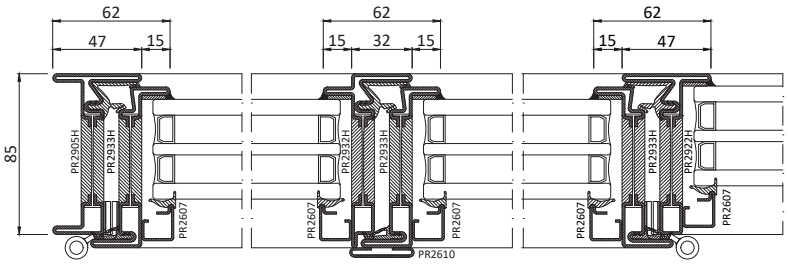

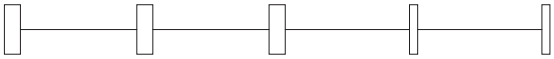

Sistema 1.1
sezioni minimizzate
vetri complanari
aperture in evidenza nel prospetto

System 1.1
minimised sections
flush glasses
visible openings on the facade

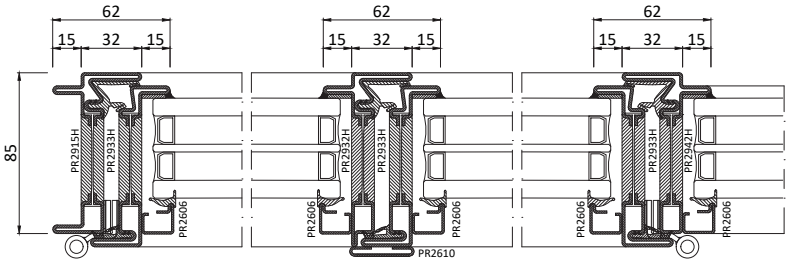

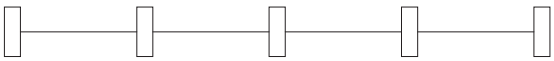

Sistema 2
sezioni congruenti
vetri complanari
aperture non distinguibili nel prospetto

System 2
congruent sections
flush glasses
invisible openings on the facade

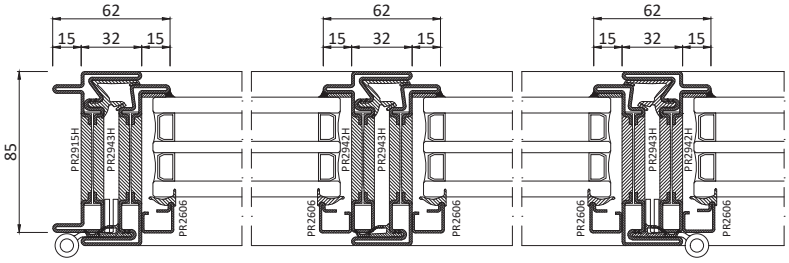

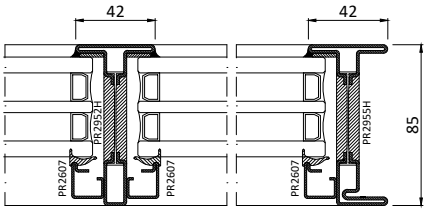
42
42
85
PR2952H
PR2955H
PR2607
PR2607
PR2607
PR2607

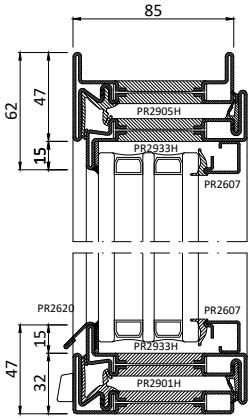
85
62
47
15
PR2905H
PR2933H
PR2607
PR2620
PR2607
15
PR2933H
47
32
PR2901H

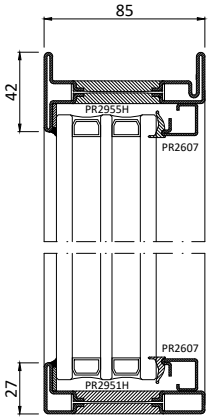
85
42
PR2955H
PR2607
PR2607
27
PR2951H

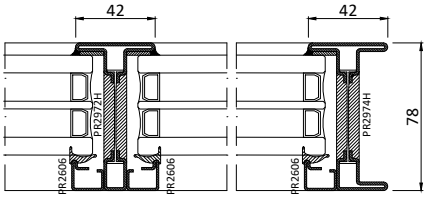
42
42
78
PR2972H
PR2974H
PR2606
PR2606
PR2606
PR2606

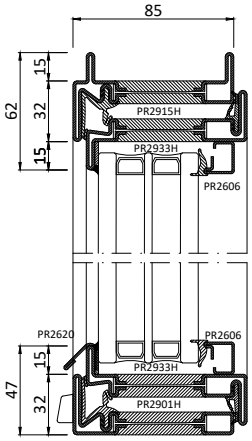
85
62
15
32
15
PR2915H
PR2933H
PR2606
PR2620
PR2606
15
PR2933H
47
32
PR2901H

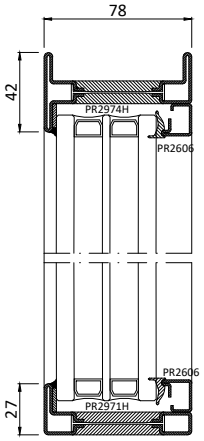
78
42
PR2974H
PR2606
PR2606
27
PR2971H

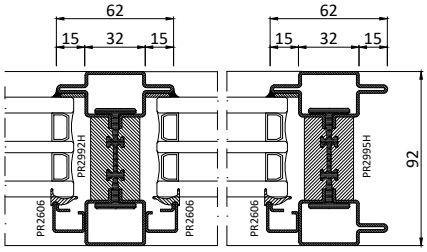
62
15
32
15
62
15
32
15
92
PR2992H
PR2995H
PR2606
PR2606
PR2606
PR2606

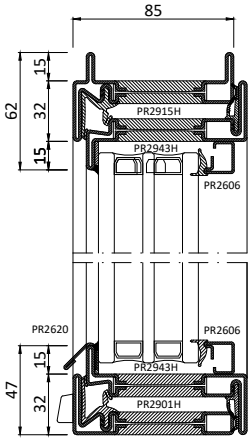
85
62
15
32
15
PR2915H
PR2943H
PR2606
PR2620
PR2606
15
PR2943H
47
32
PR2901H

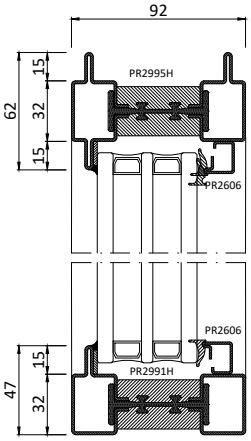
92
62
15
32
15
PR2995H
PR2606
PR2606
47
15
32
PR2991H

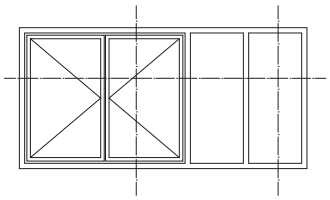

Tipologia
apribile a due ante con fissi laterali
apertura interna
posa interno muro

Type
double leaf window with fixed light
inward opening
laying internal wall

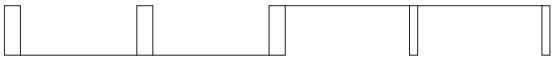

Sistema 1
sezioni minimizzate
vetri non complanari
aperture in evidenza nel prospetto

System 1
minimised sections
non-flush glasses
visible openings on the facade

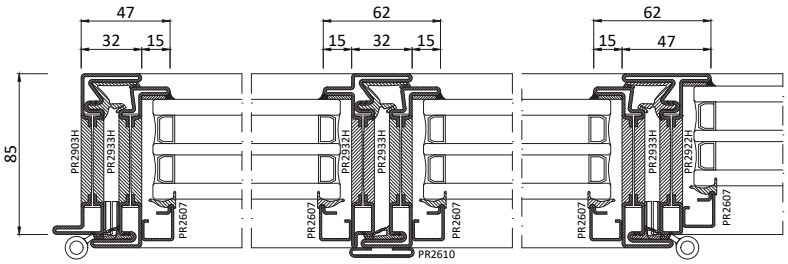

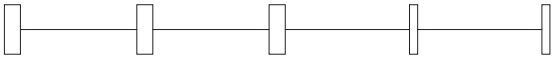

Sistema 1.1
sezioni minimizzate
vetri complanari
aperture in evidenza nel prospetto

System 1.1
minimised sections
flush glasses
visible openings on the facade

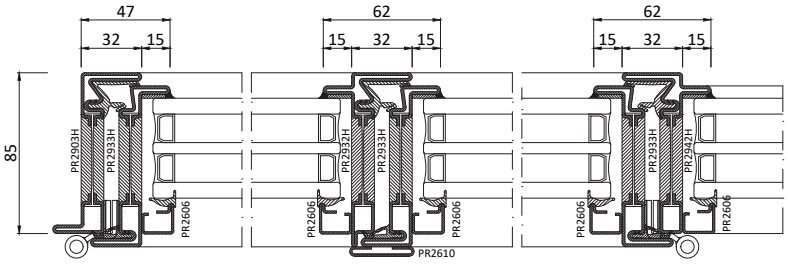

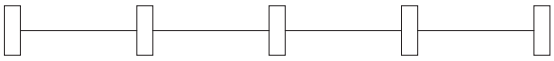

Sistema 2
sezioni congruenti
vetri complanari
aperture non distinguibili nel prospetto

System 2
congruent sections
flush glasses
invisible openings on the facade

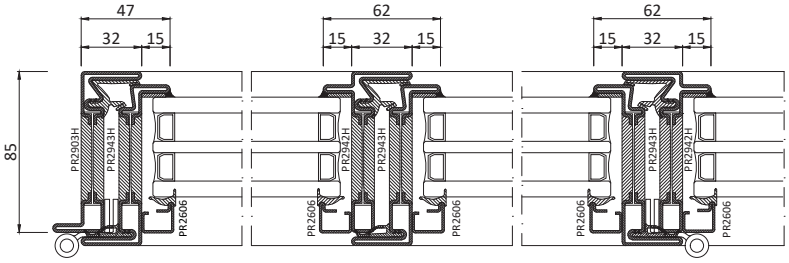

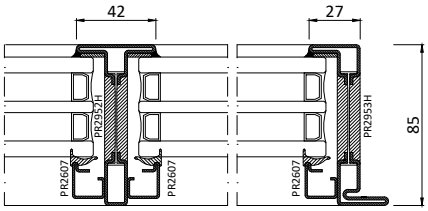
42
27
85
PR2952H
PR2953H
PR2607
PR2607
PR2607
PR2607

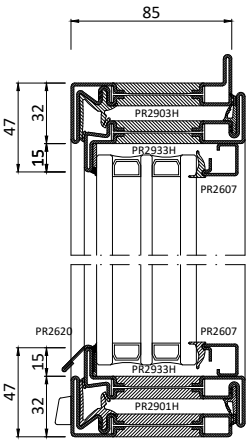
85
47
32
15
PR2903H
PR2933H
PR2607
PR2620
PR2607
PR2933H
PR2901H
47
32
15

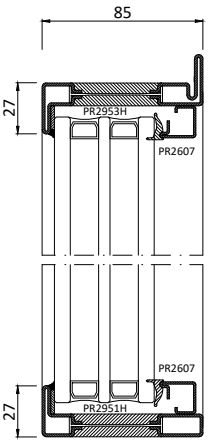
85
27
PR2953H
PR2607
PR2607
PR2951H
27

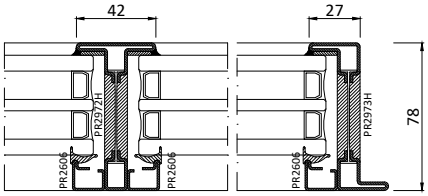
42
27
78
PR2972H
PR2973H
PR2606
PR2606
PR2606
PR2606

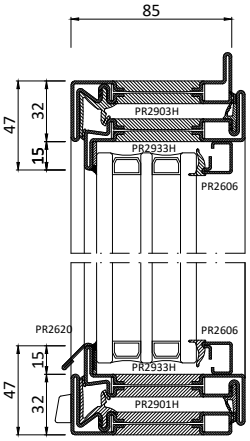
85
47
32
15
PR2903H
PR2933H
PR2606
PR2620
PR2606
PR2933H
PR2901H
47
32
15

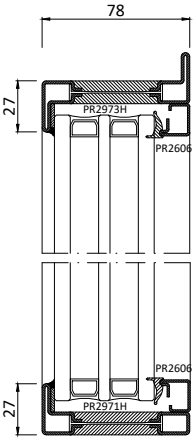
78
27
PR2973H
PR2606
PR2606
PR2971H
27

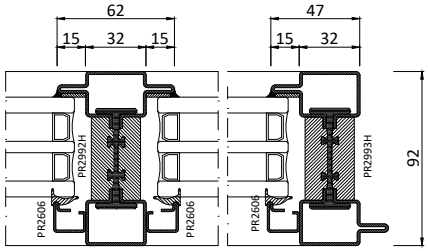
62
15
32
15
47
15
32
92
PR2992H
PR2993H
PR2606
PR2606
PR2606
PR2606

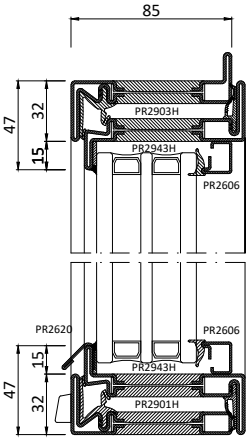
85
47
32
15
PR2903H
PR2943H
PR2606
PR2620
PR2606
PR2943H
PR2901H
47
32
15

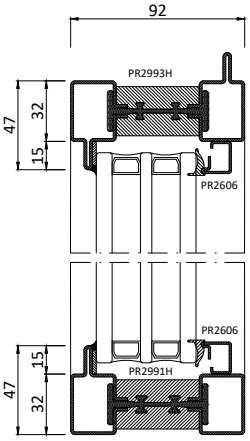
92
PR2993H
47
32
15
PR2606
PR2606
PR2991H
47
32
15

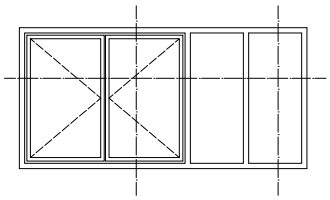



Tipologia
apribile a due ante con fissi laterali
apertura esterna
posa in luce

Type
double leaf window with fixed light
outward opening
laying middle wall

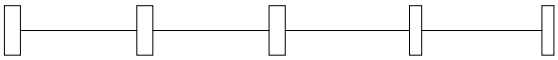

Sistema 1
sezioni minimizzate
vetri complanari
aperture in evidenza nel prospetto

System 1
minimised sections
flush glasses
visible openings on the facade

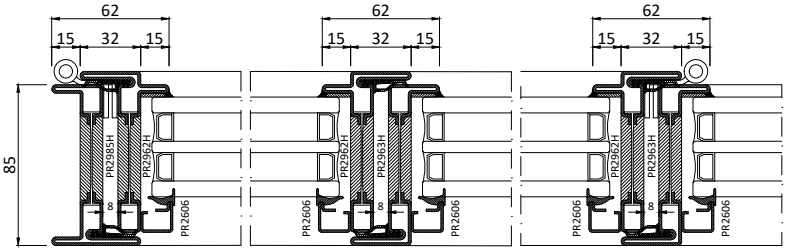

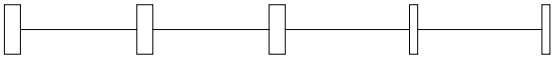

Sistema 1.1
sezioni minimizzate
vetri complanari
aperture in evidenza nel prospetto

System 1.1
minimised sections
flush glasses
visible openings on the facade

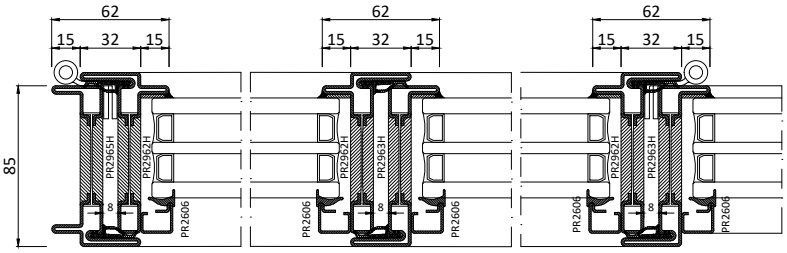

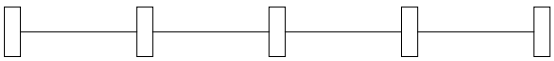

Sistema 2
sezioni congruenti
vetri complanari
aperture non distinguibili nel prospetto

System 2
congruent sections
flush glasses
invisible openings on the facade

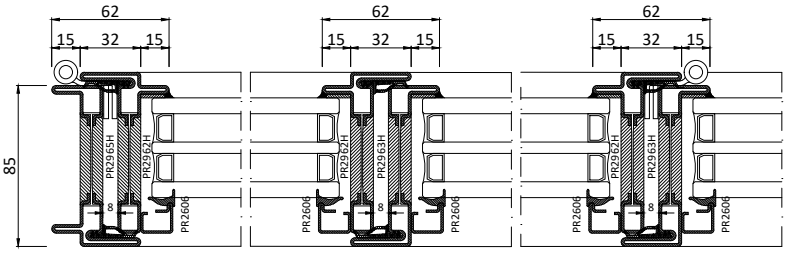

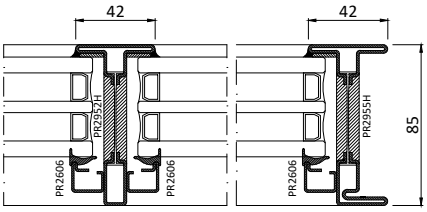
42
42
85
PR2952H
PR2955H
PR2606
PR2606
PR2606
PR2606

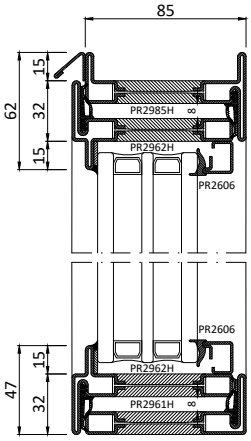
85
62
15
32
15
47
15
32
PR2985H
PR2962H
PR2606
PR2606
PR2962H
PR2961H

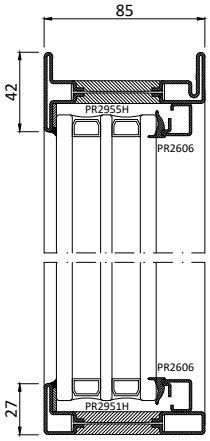
85
42
PR2955H
PR2606
PR2606
27
PR2951H

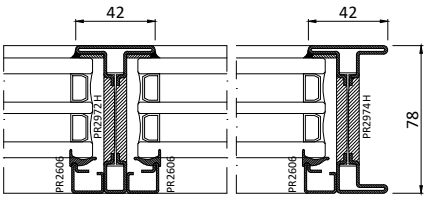
42
42
78
PR2972H
PR2974H
PR2606
PR2606
PR2606
PR2606

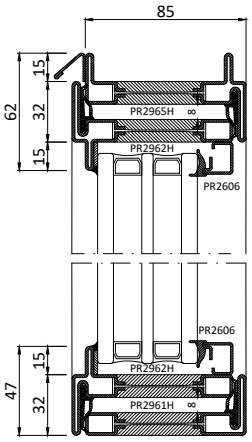
85
62
15
32
15
47
15
32
PR2965H
PR2962H
PR2606
PR2606
PR2962H
PR2961H

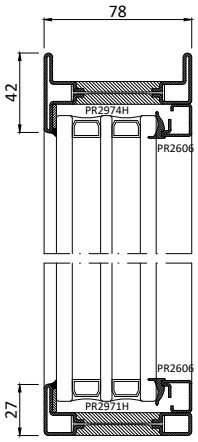
78
42
PR2974H
PR2606
PR2606
27
PR2971H

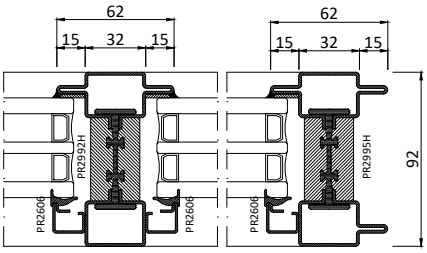
62
15
32
15
62
15
32
15
92
PR2992H
PR2995H
PR2606
PR2606
PR2606
PR2606

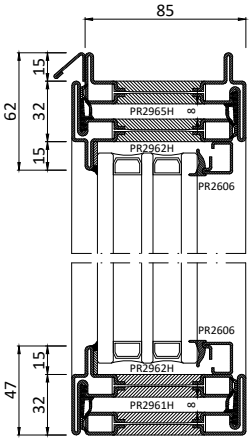
85
62
15
32
15
47
15
32
PR2965H
PR2962H
PR2606
PR2606
PR2962H
PR2961H

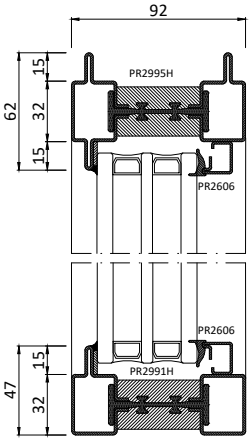
92
62
15
32
15
PR2995H
PR2606
PR2606
47
15
32
PR2991H

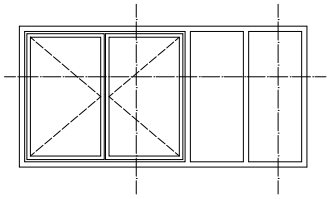



Tipologia
apribile a due ante con fissi laterali
apertura esterna
posa esterno muro

Type
double leaf window with fixed light
external opening
laying external wall

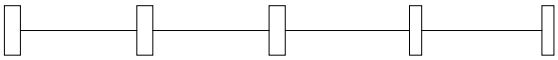

Sistema 1
sezioni minimizzate
vetri complanari
aperture in evidenza nel prospetto

System 1
minimised sections
flush glasses
visible openings on the facade

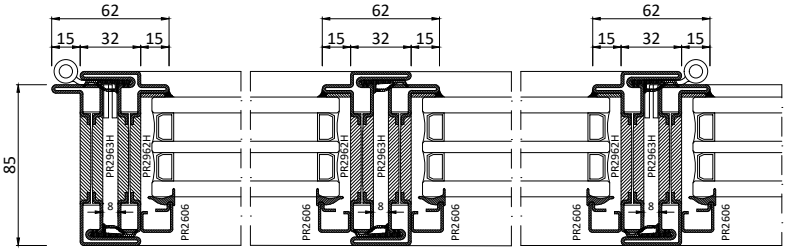

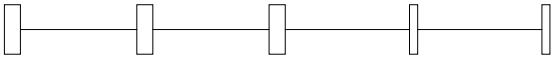

Sistema 1.1
sezioni minimizzate
vetri complanari
aperture in evidenza nel prospetto

System 1.1
minimised sections
flush glasses
visible openings on the facade

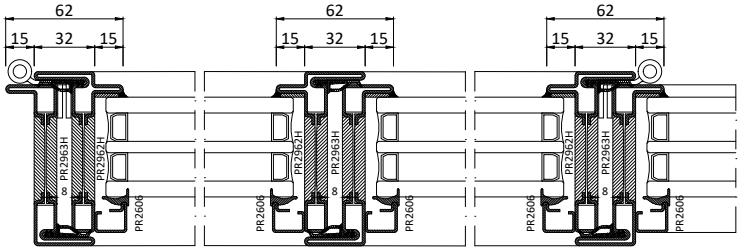

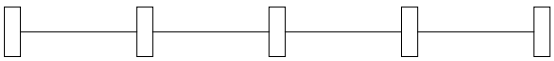

Sistema 2
sezioni congruenti
vetri complanari
aperture non distinguibili nel prospetto

System 2
congruent sections
flush glasses
invisible openings on the facade

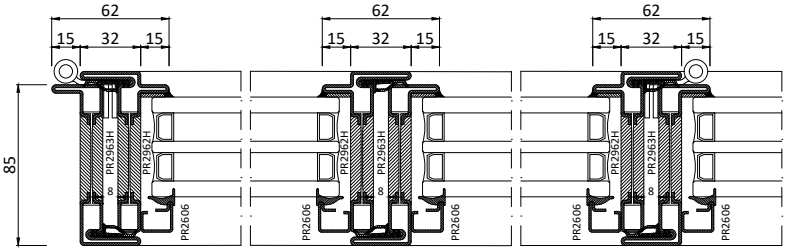

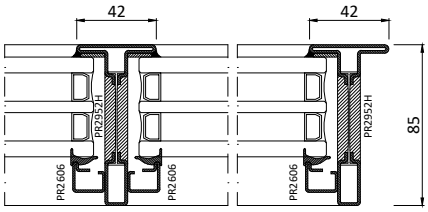
42
42
85
PR2952H
PR2952H
PR2606
PR2606
PR2606
PR2606

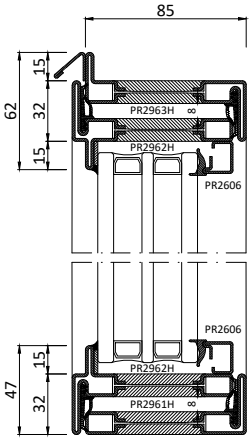
85
62
15
32
15
PR2963H
PR2962H
PR2606
PR2606
PR2962H
PR2961H
47
15
32

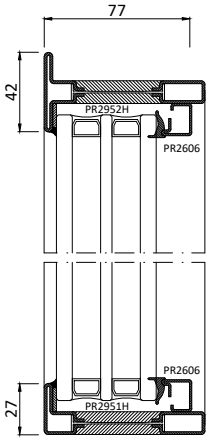
77
42
PR2952H
PR2606
PR2606
PR2951H
27

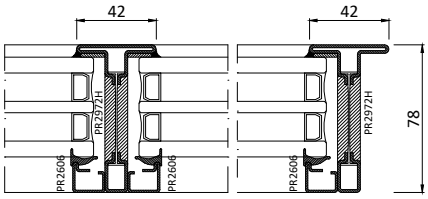
42
42
78
PR2972H
PR2972H
PR2606
PR2606
PR2606
PR2606

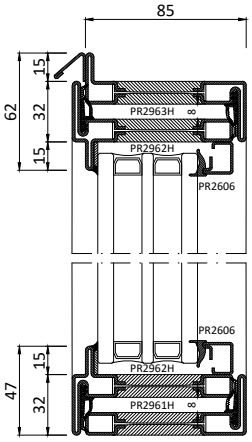
85
62
15
32
15
PR2963H
PR2962H
PR2606
PR2606
PR2962H
PR2961H
47
15
32

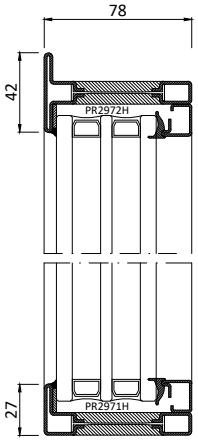
78
42
PR2972H
PR2971H
27

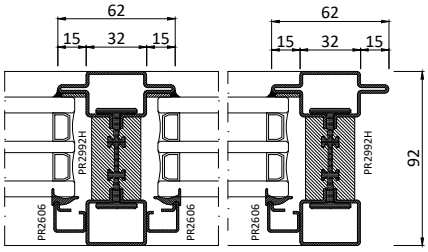
62
15
32
15
62
15
32
15
92
PR2992H
PR2992H
PR2606
PR2606
PR2606
PR2606

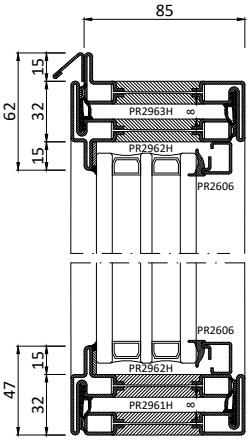
85
62
15
32
15
PR2963H
PR2962H
PR2606
PR2606
PR2962H
PR2961H
47
15
32

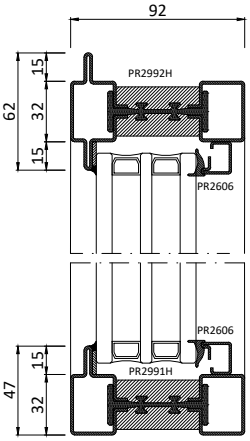
92
62
15
32
15
PR2992H
PR2606
PR2606
PR2991H
47
15
32

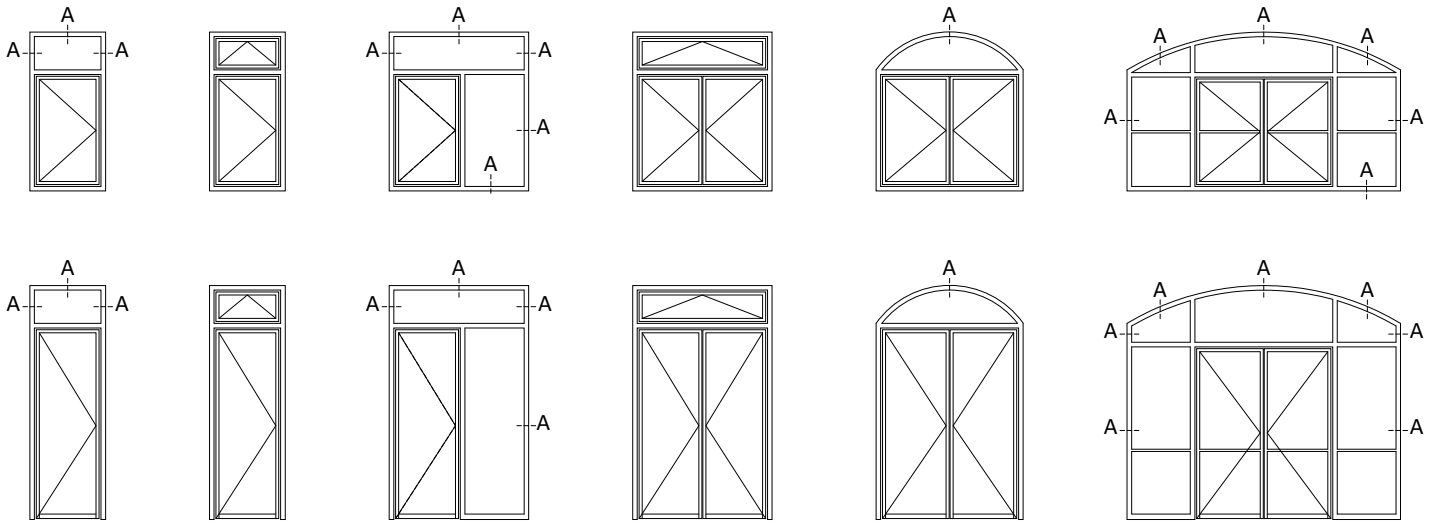
A

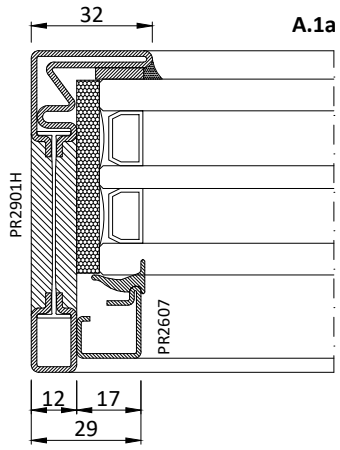
A.1a
32
PR2901H
PR2607
12
17
29

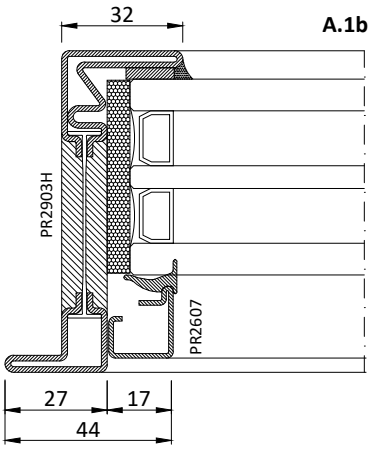
A.1b
32
PR2903H
PR2607
27
17
44

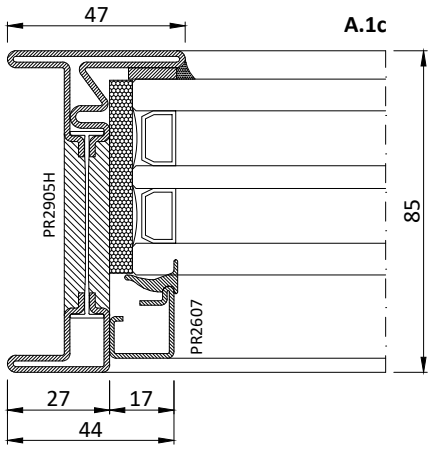
A.1c
47
PR2905H
PR2607
85
27
17
44

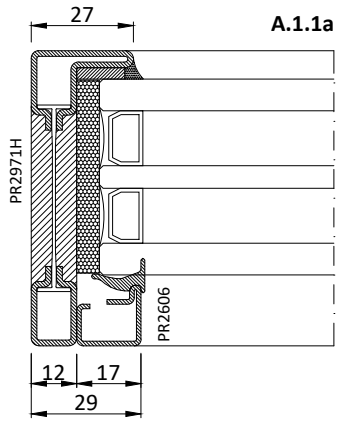
A.1.1a
27
PR2971H
PR2606
12
17
29

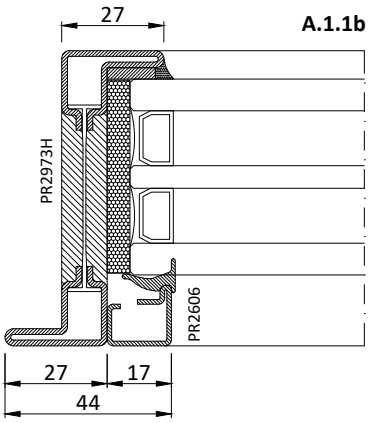
A.1.1b
27
PR2973H
PR2606
27
17
44

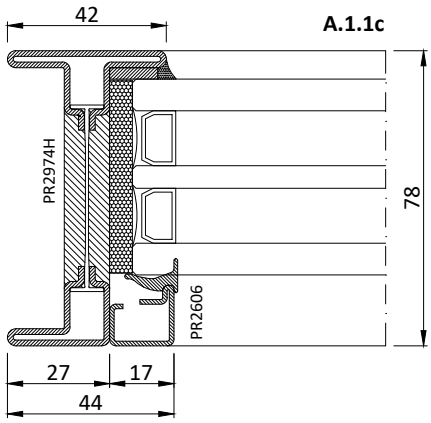
A.1.1c
42
PR2974H
PR2606
78
27
17
44

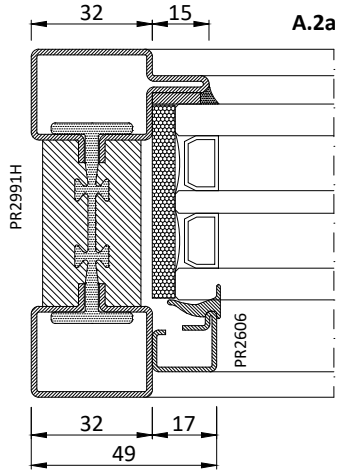
A.2a
32
15
PR2991H
PR2606
32
17
49

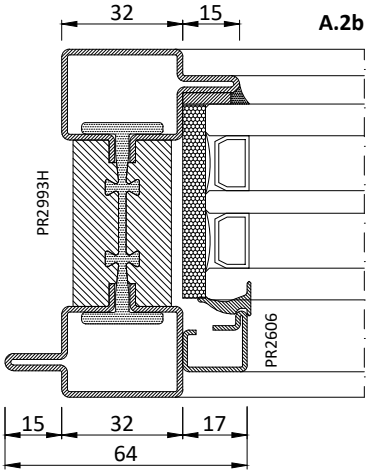
A.2b
32
15
PR2993H
PR2606
15
32
17
64

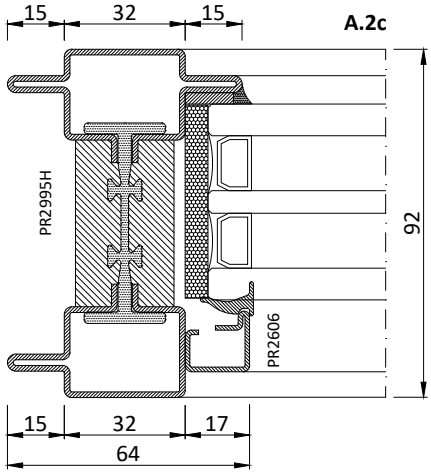
A.2c
15
32
15
PR2995H
PR2606
92
15
32
17
64

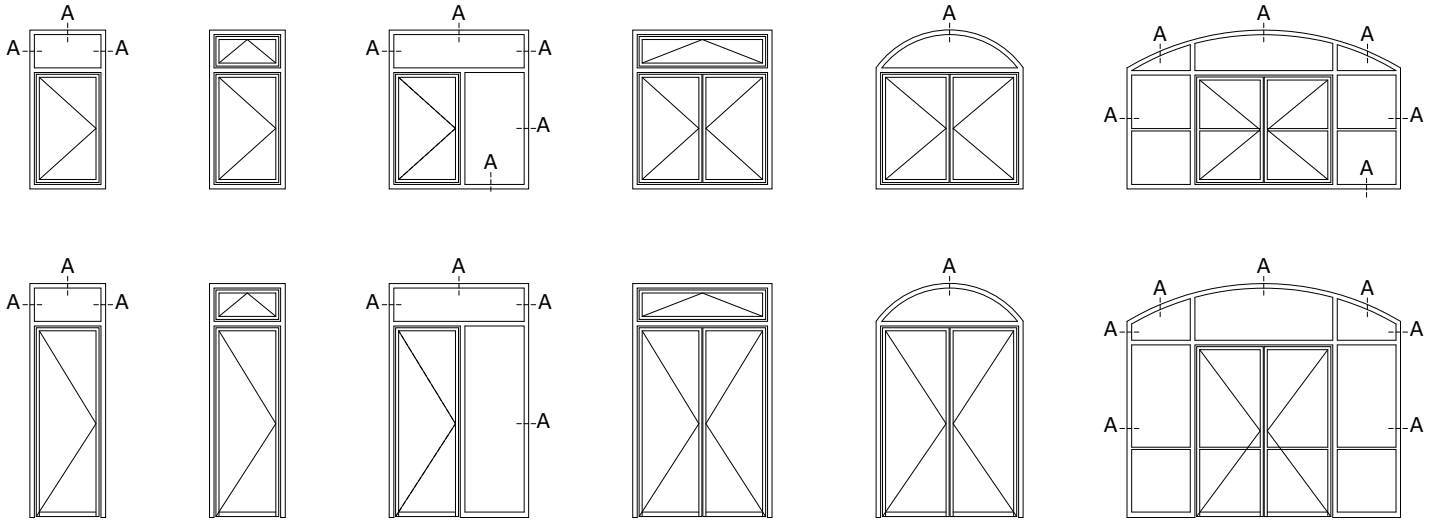
A

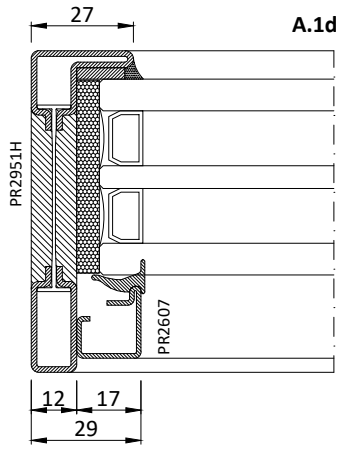
A.1d
27
PR2951H
PR2607
12
17
29

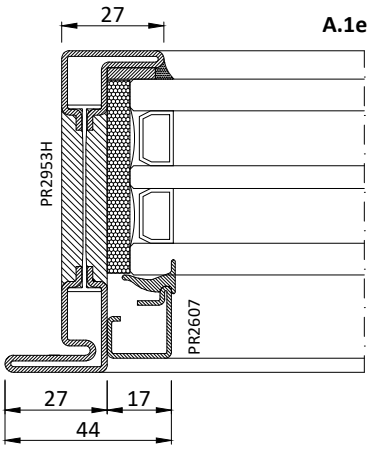
A.1e
27
PR2953H
PR2607
27
17
44

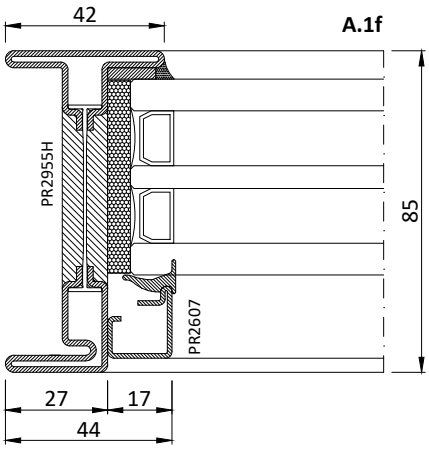
A.1f
42
PR2955H
PR2607
85
27
17
44

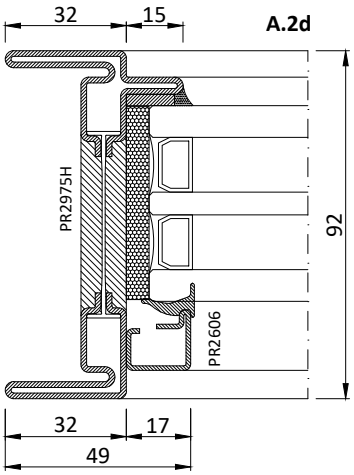
A.2d
32
15
PR2975H
PR2606
92
32
17
49

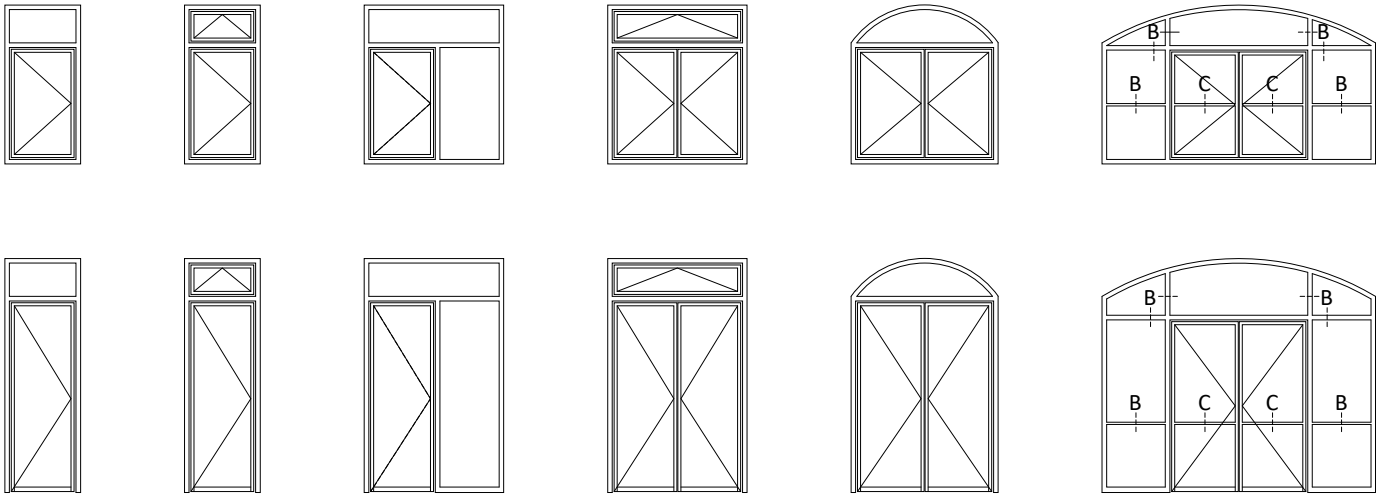

C.1/1.1/2a*
B.1a

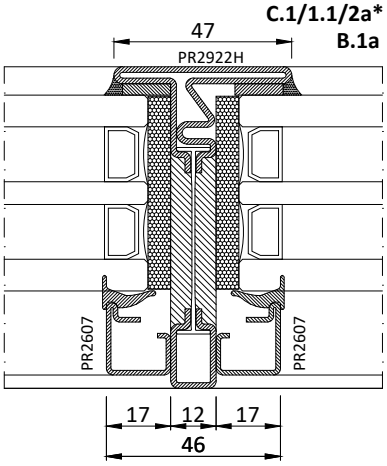

C.1/1.1/2b*
B.1b

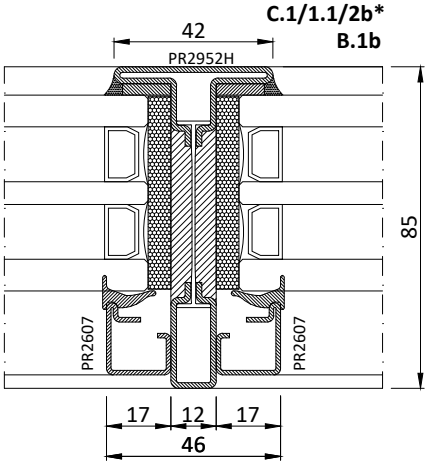

B.1b

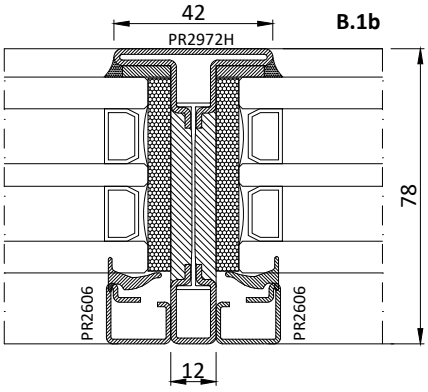

B.2a

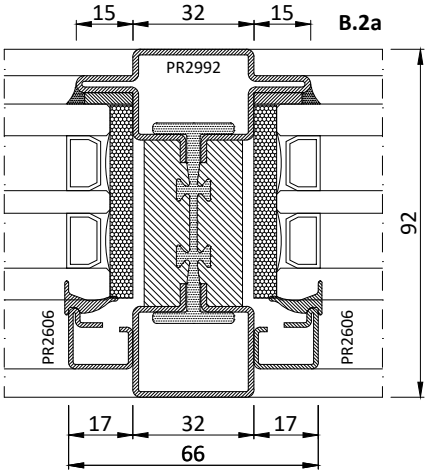

* Attenzione non utilizzabile con profilo PR2942
** Unable to use with PR2942 profile*

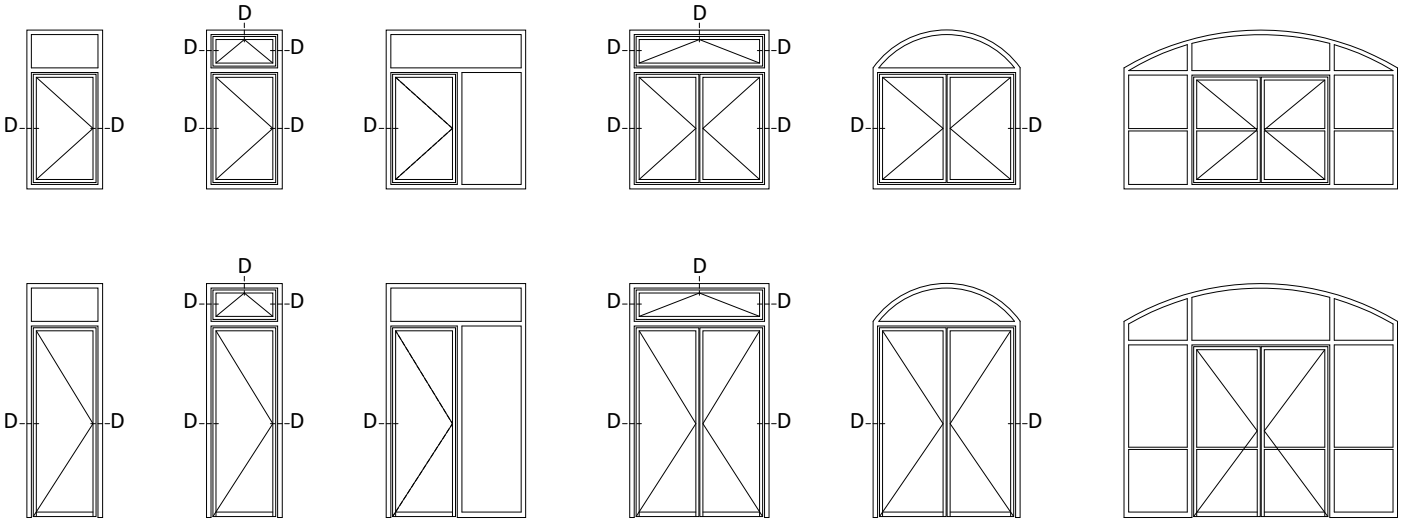
D

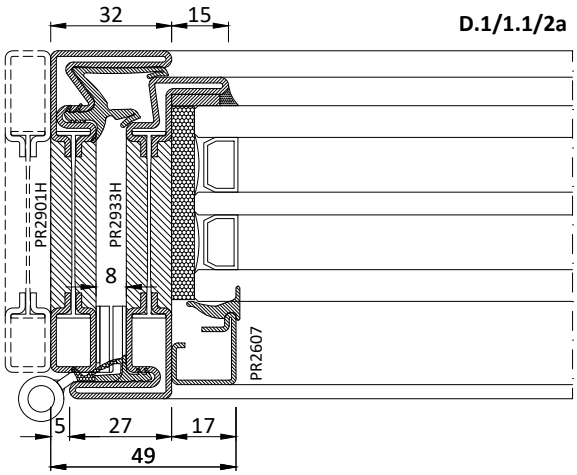
D.1/1.1/2a
32
15
PR2901H
PR2933H
8
PR2607
5
27
17
49

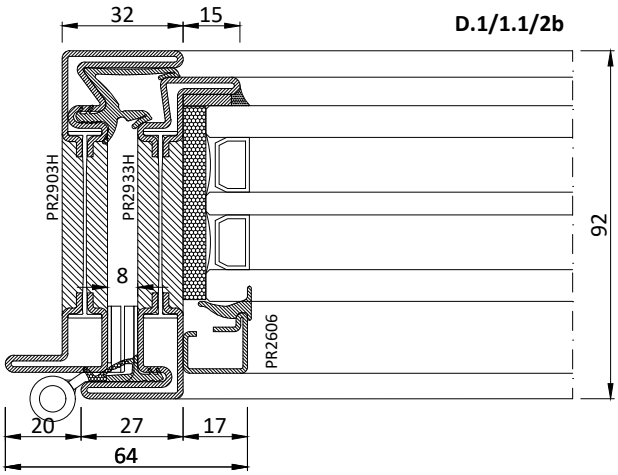
D.1/1.1/2b
32
15
PR2903H
PR2933H
8
PR2606
92
20
27
17
64

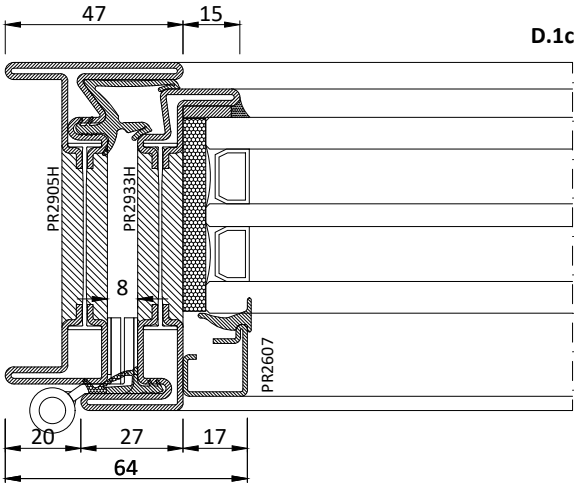
D.1c
47
15
PR2905H
PR2933H
8
PR2607
20
27
17
64

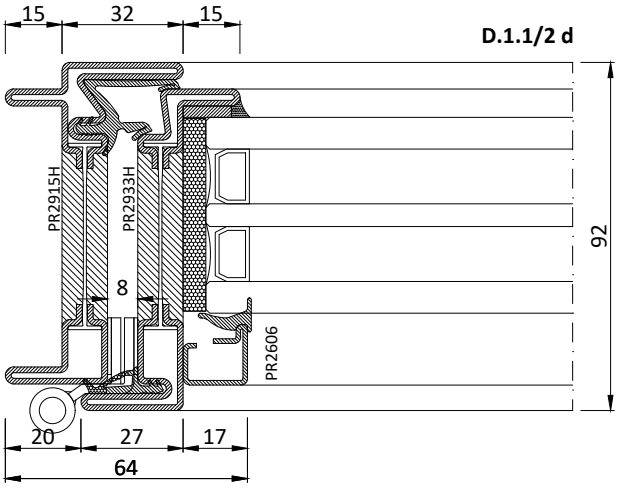
D.1.1/2 d
15
32
15
PR2915H
PR2933H
8
PR2606
92
20
27
17
64

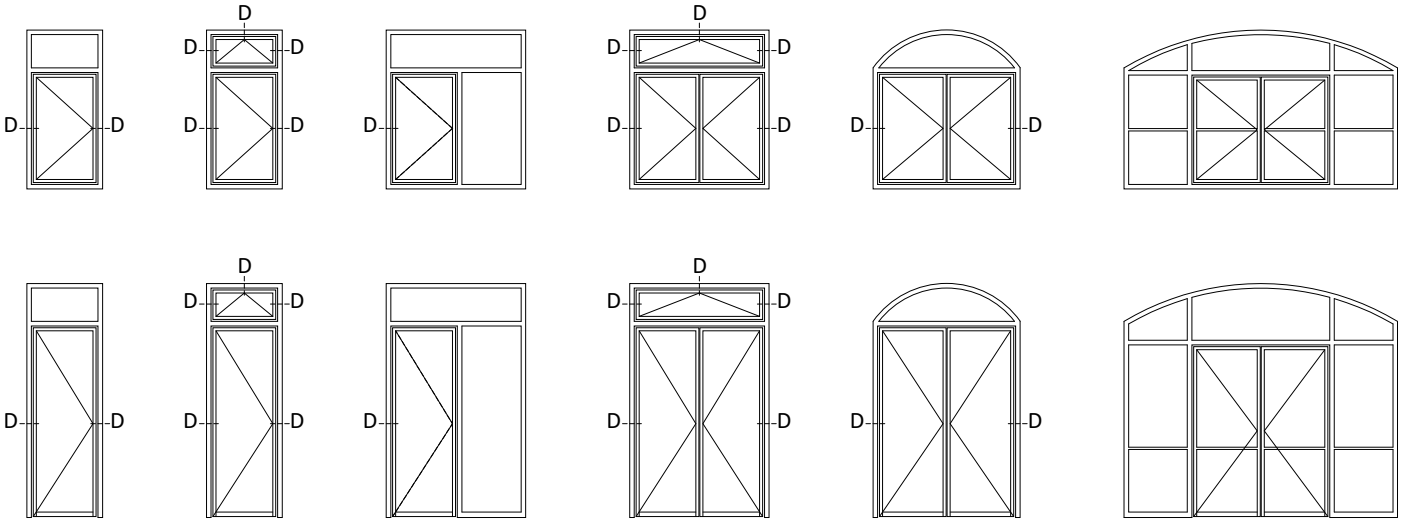
D

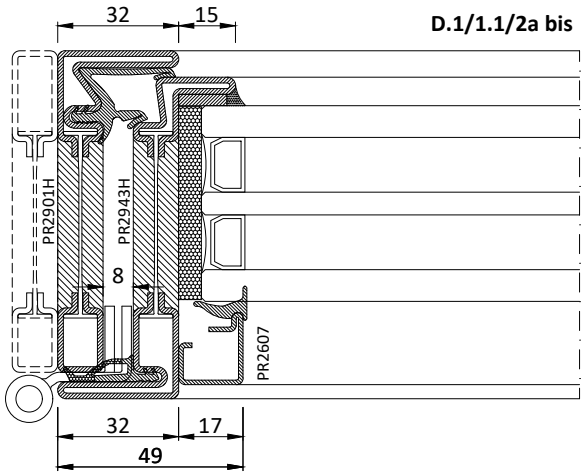
D.1/1.1/2a bis
32
15
PR2901H
PR2943H
8
PR2607
32
17
49

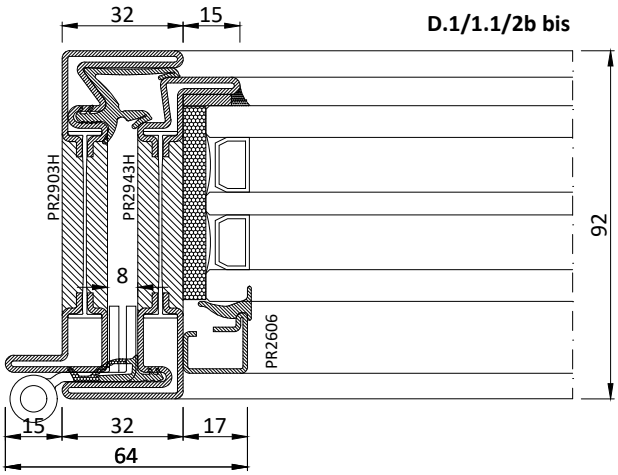
D.1/1.1/2b bis
32
15
PR2903H
PR2943H
8
PR2606
92
15
32
17
64

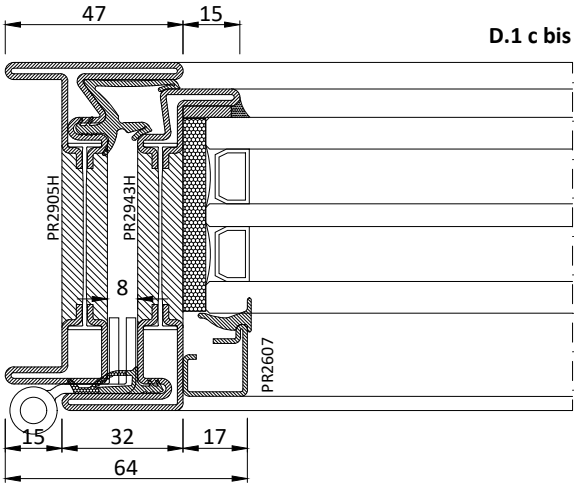
D.1 c bis
47
15
PR2905H
PR2943H
8
PR2607
15
32
17
64

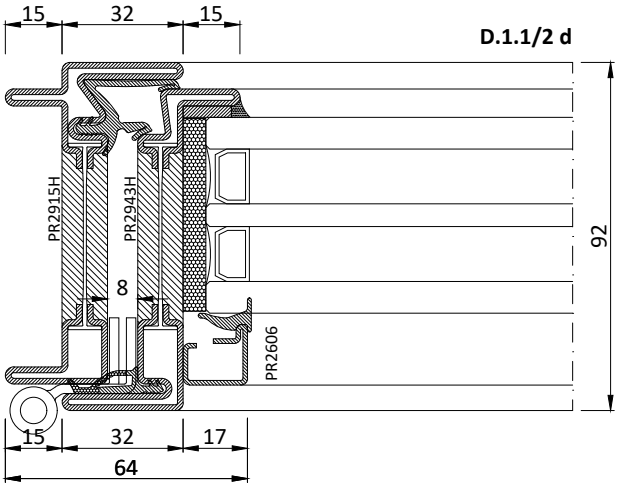
D.1.1/2 d
15
32
15
PR2915H
PR2943H
8
PR2606
92
15
32
17
64

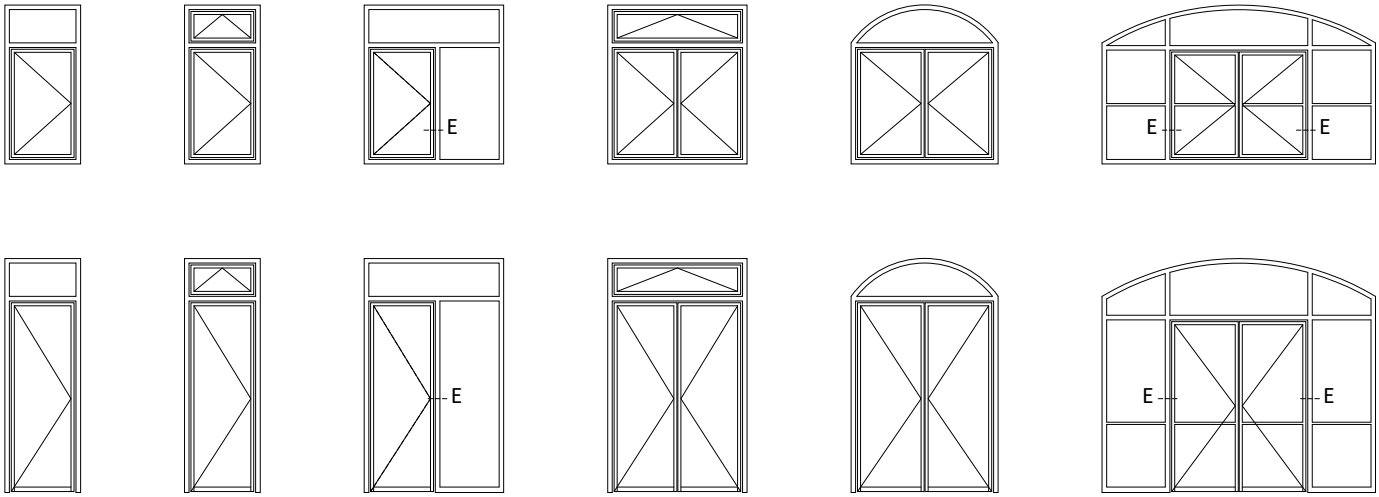
E
E
E
E
E
E

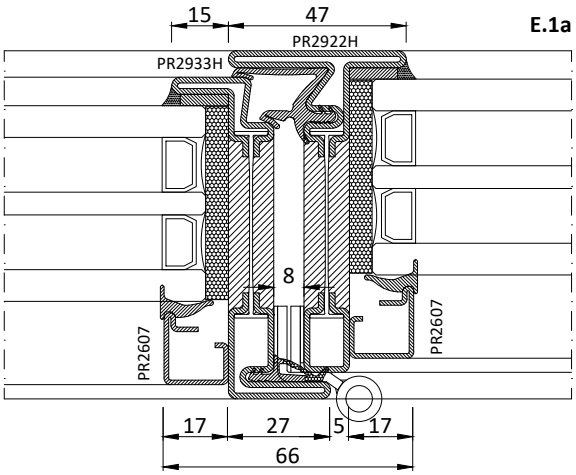
E.1a
15
47
PR2922H
PR2933H
8
PR2607
PR2607
17
27
5
17
66

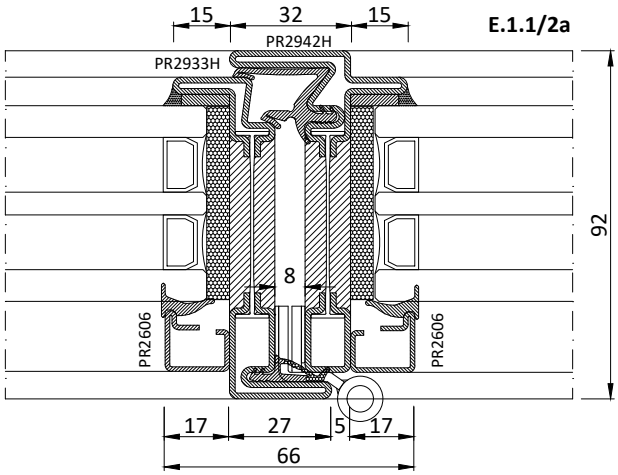
E.1.1/2a
15
32
15
PR2942H
PR2933H
92
8
PR2606
PR2606
17
27
5
17
66

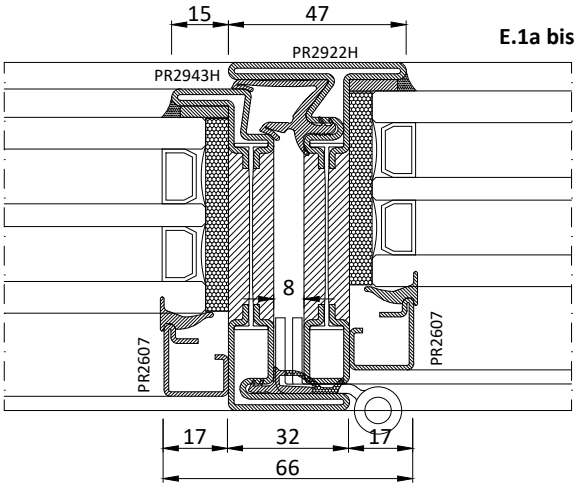
E.1a bis
15
47
PR2922H
PR2943H
8
PR2607
PR2607
17
32
17
66

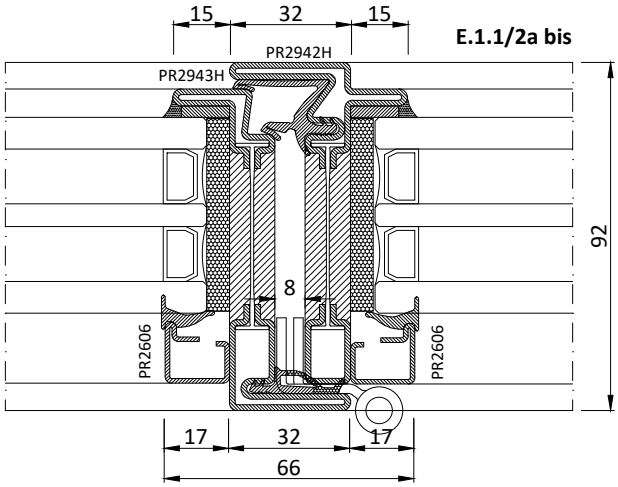
E.1.1/2a bis
15
32
15
PR2942H
PR2943H
92
8
PR2606
PR2606
17
32
17
66

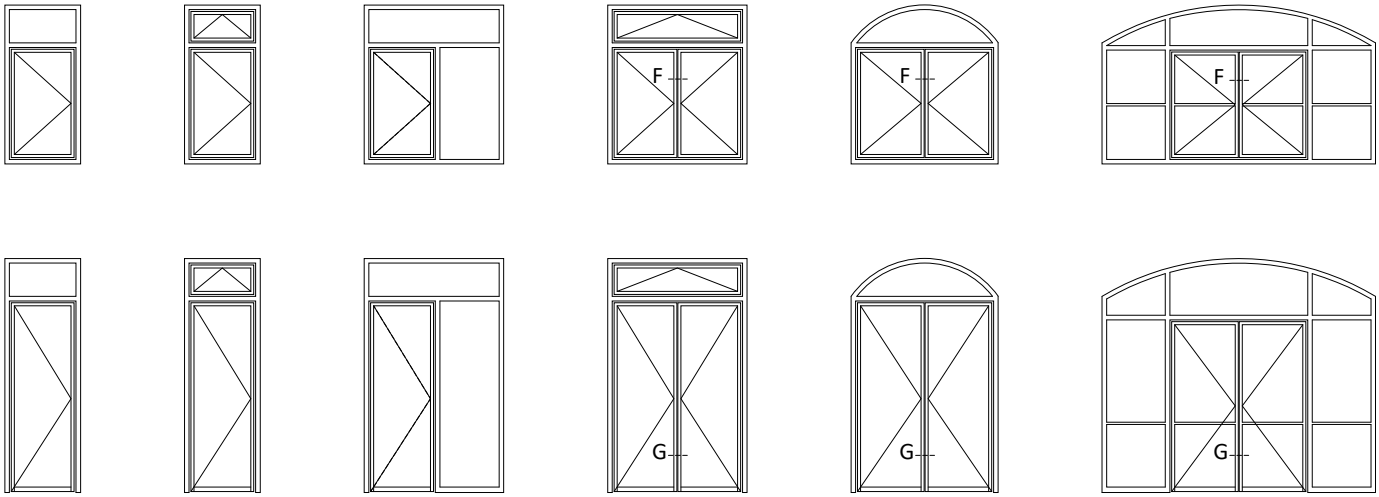

F.1/1.1a

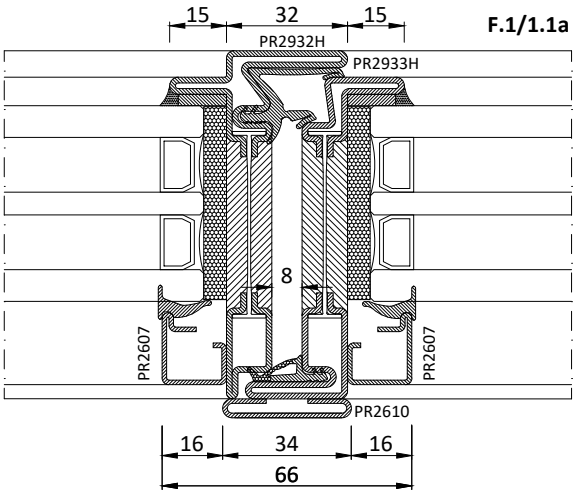

G.1/1.1a

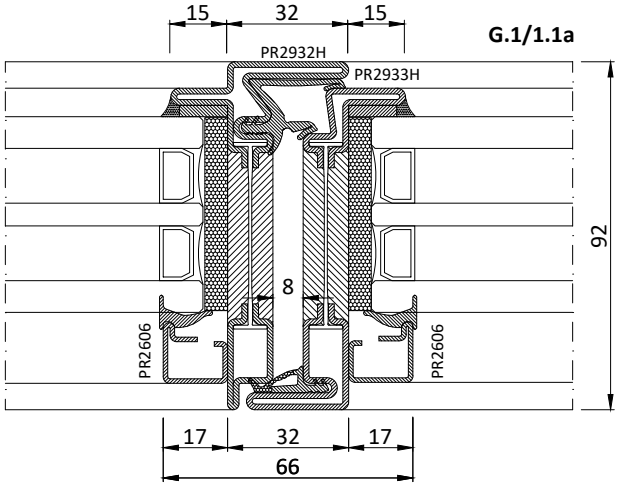

F_G.1/1.1/2a bis

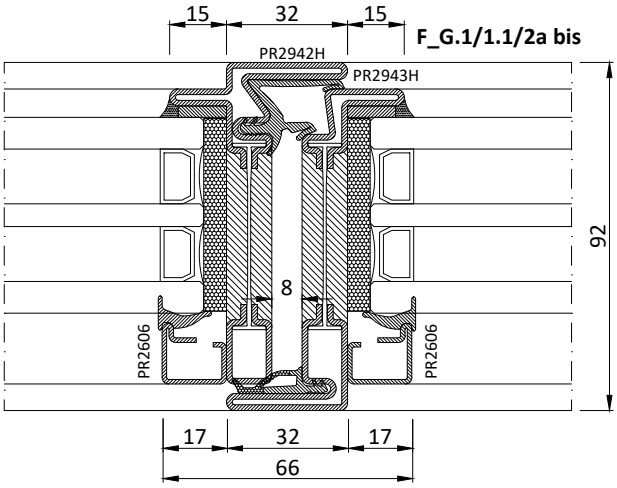

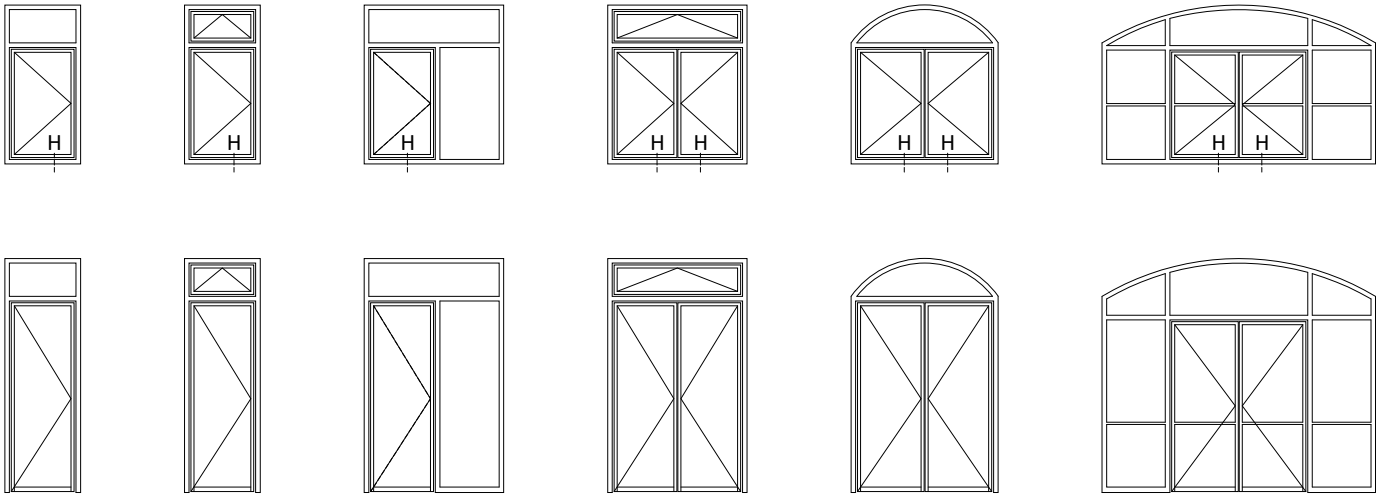

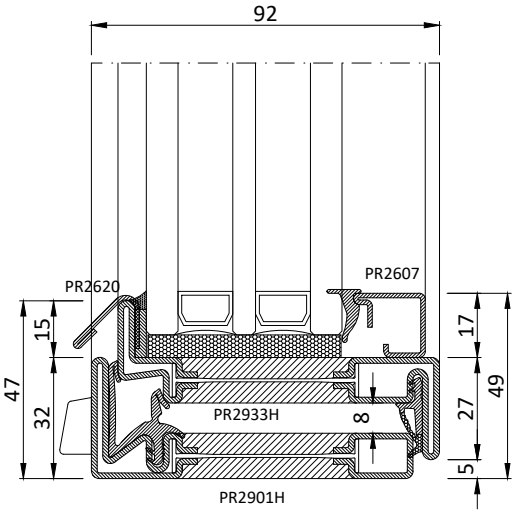

H.1/1.1a

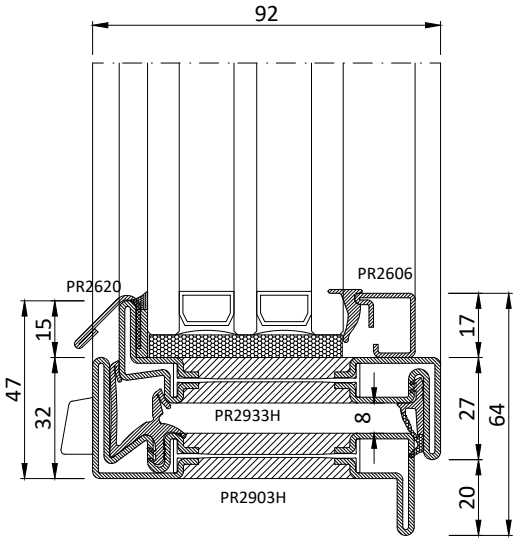

H.1/1.1b

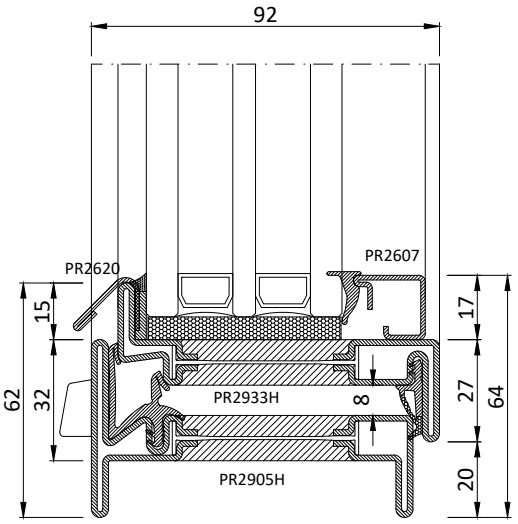

H.1c

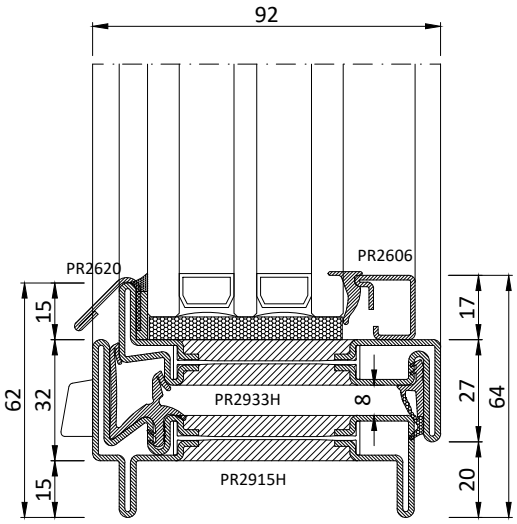

H.2/1.1c

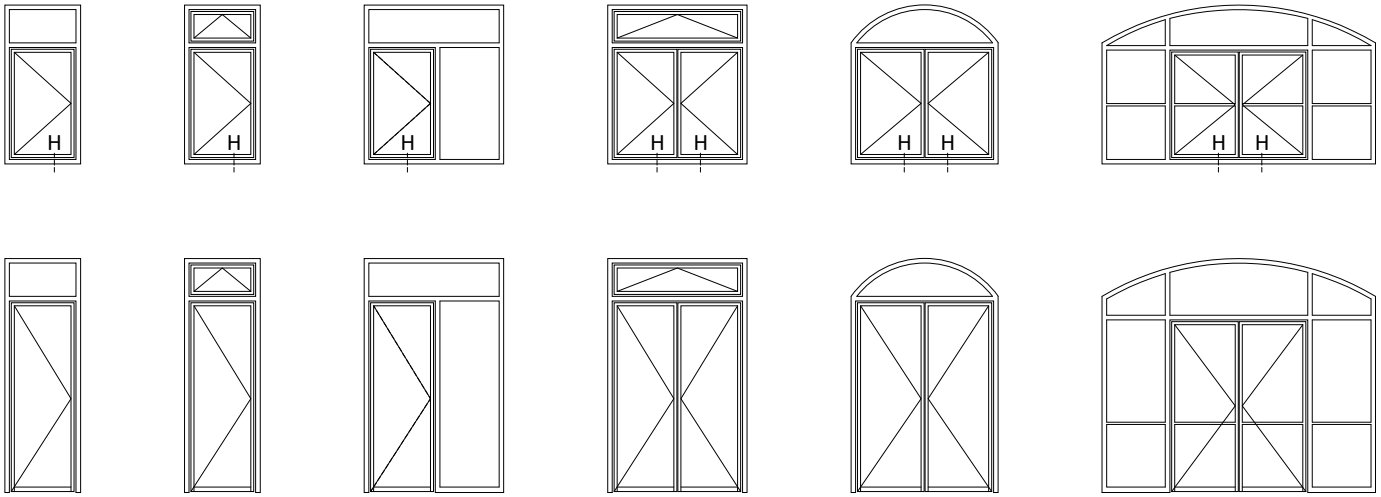

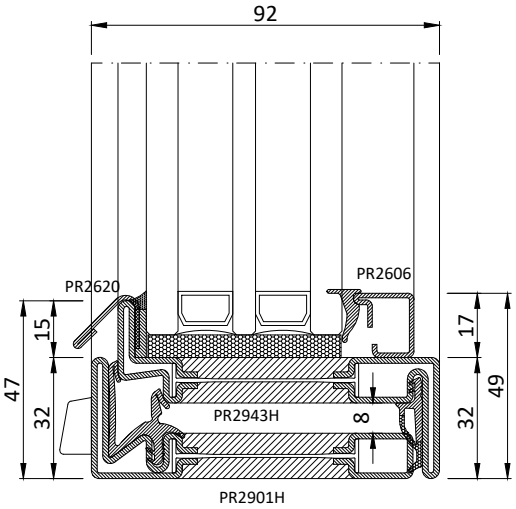

H.1/1.1/2a bis

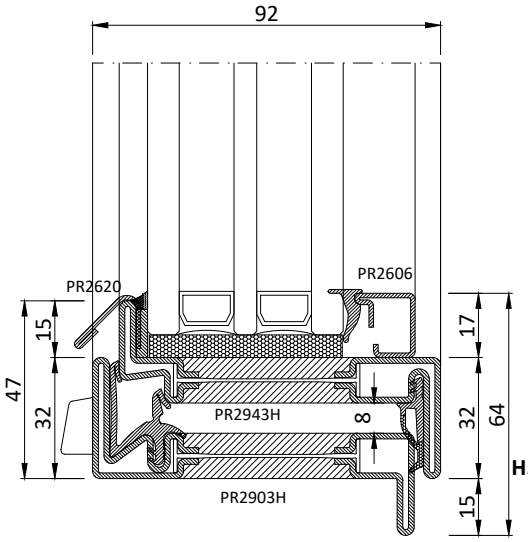

H.1/1.1/2b bis

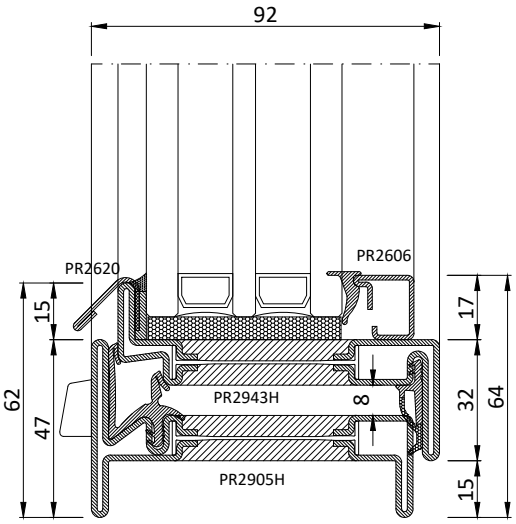

H.1c bis

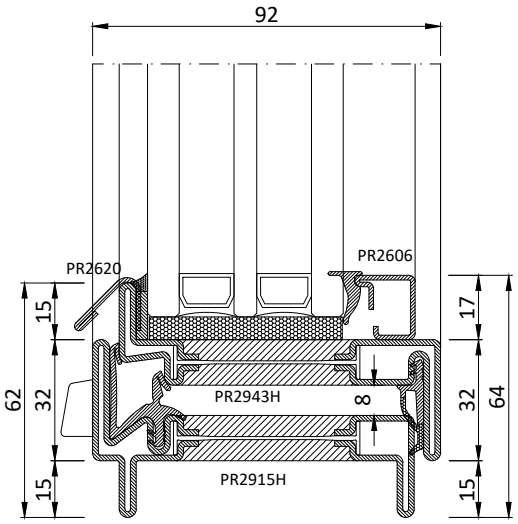

H.1.1/2c bis



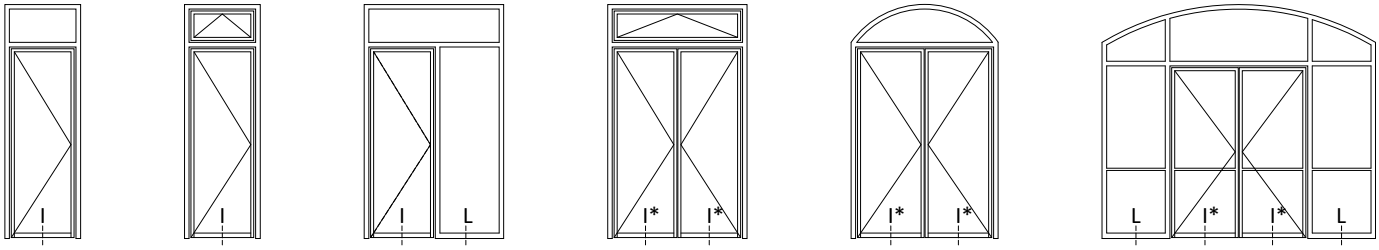

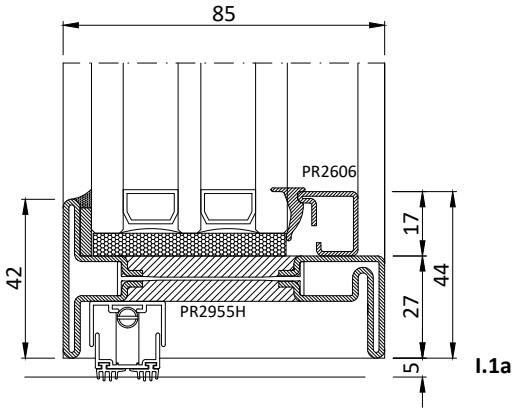

I.1a

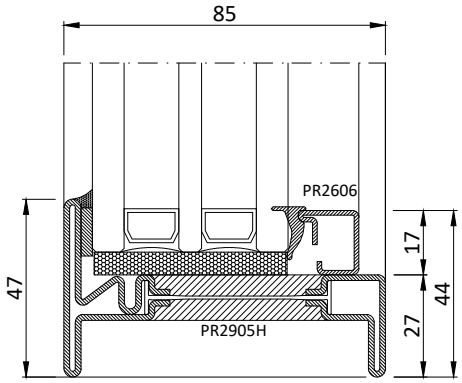

L.1a

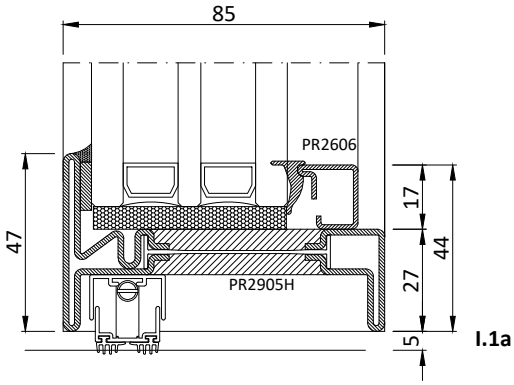

I.1a bis

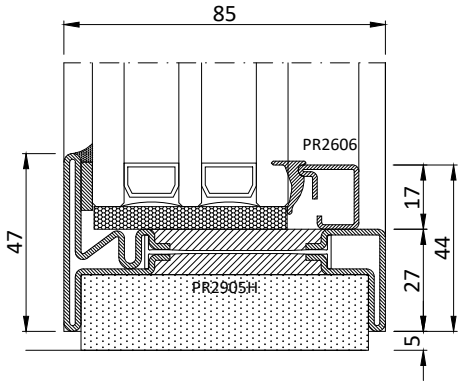

L.1a bis

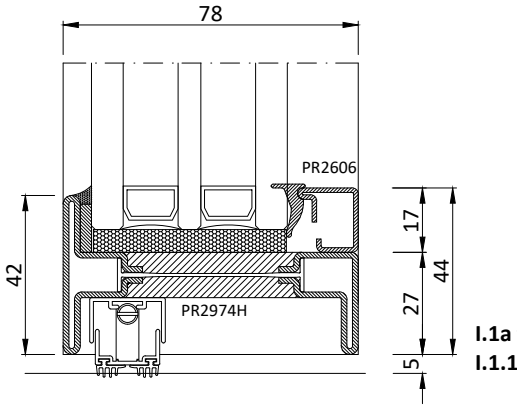

I.1a ter
I.1.1/2a

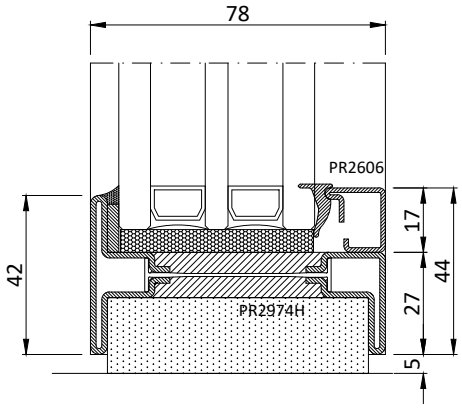

L.1.1/2a

* Porta a due ante con profili PR2943H/42H standard profilo zoccolo PR2974H
** Double leaf door with profiles PR2943H/42H standard socle profile PR2974H*

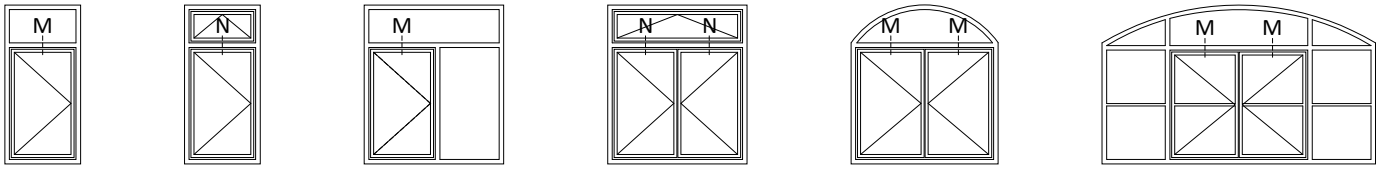

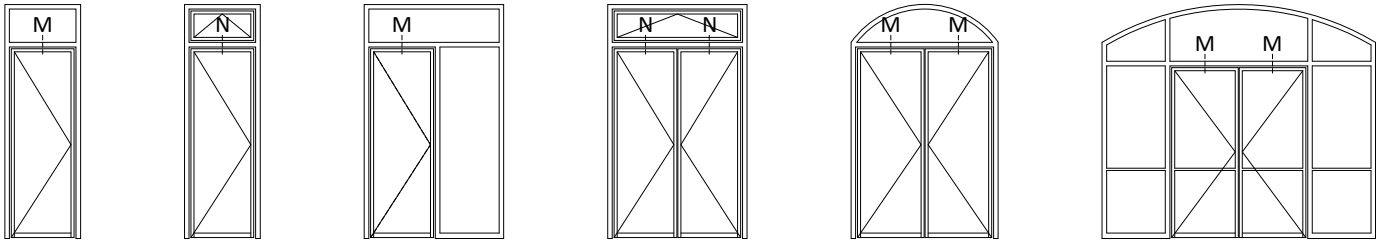

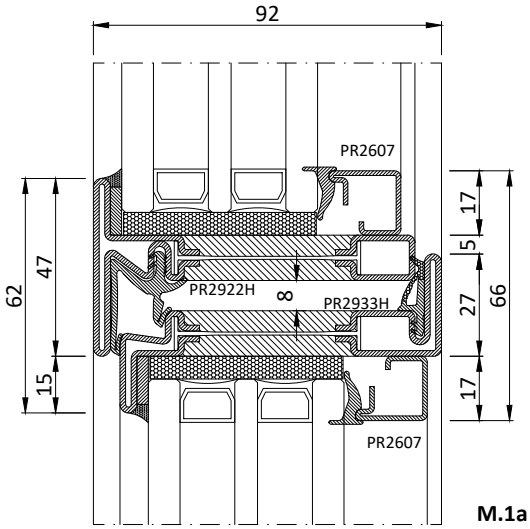

M.1a

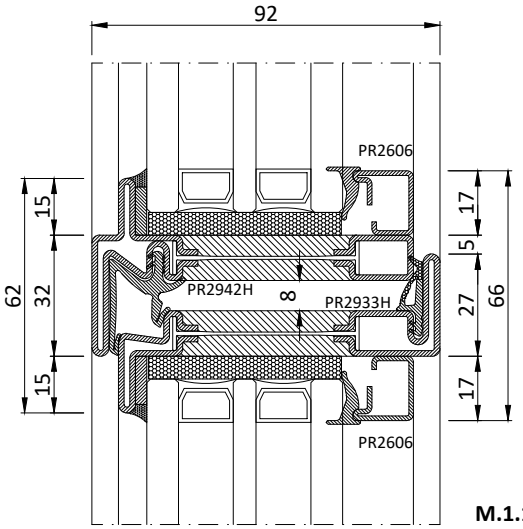

M.1.1a

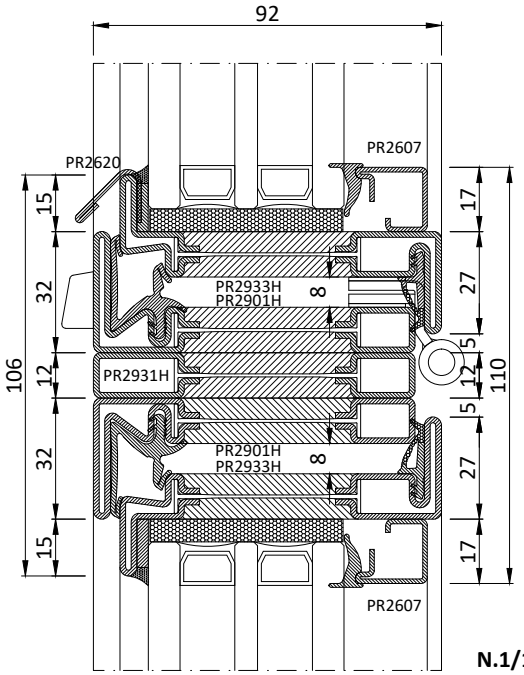

N.1/1.1a

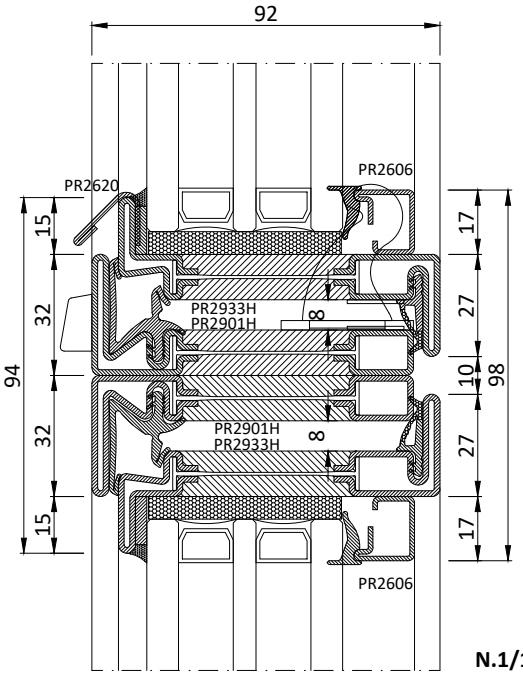

N.1/1.1b

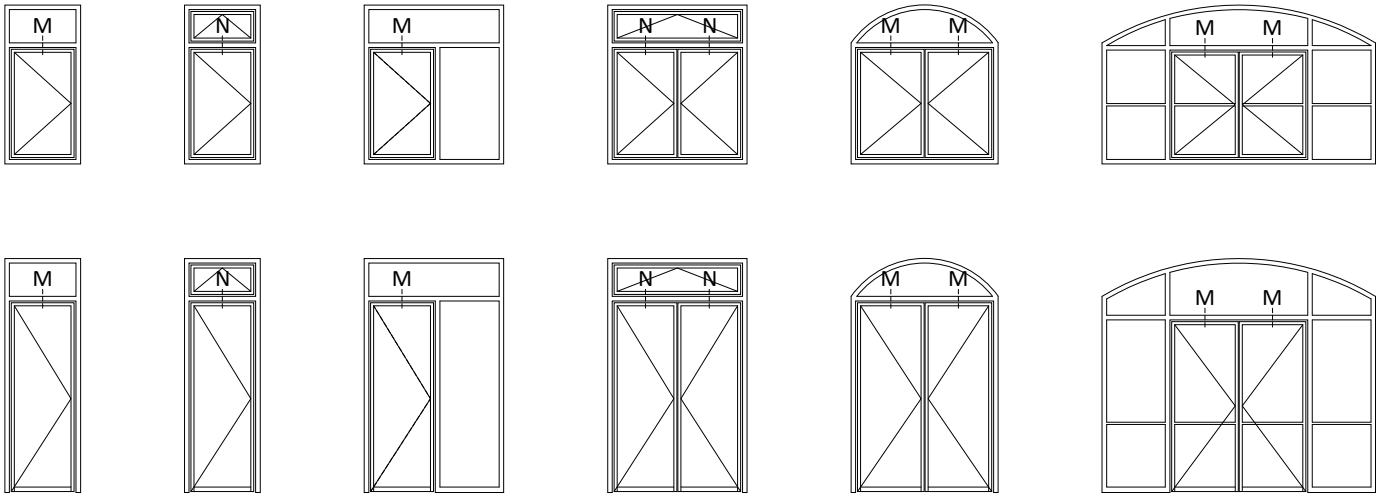

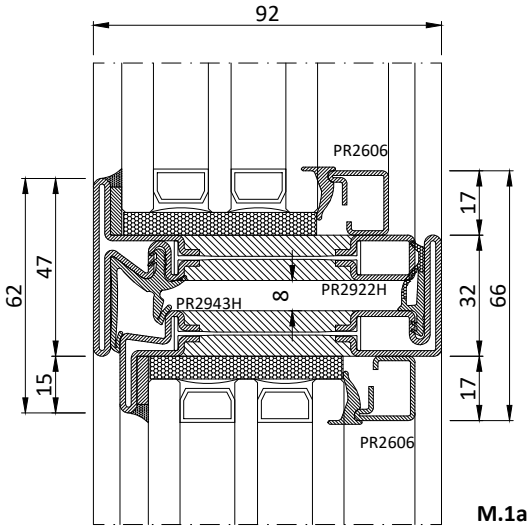

M.1a bis

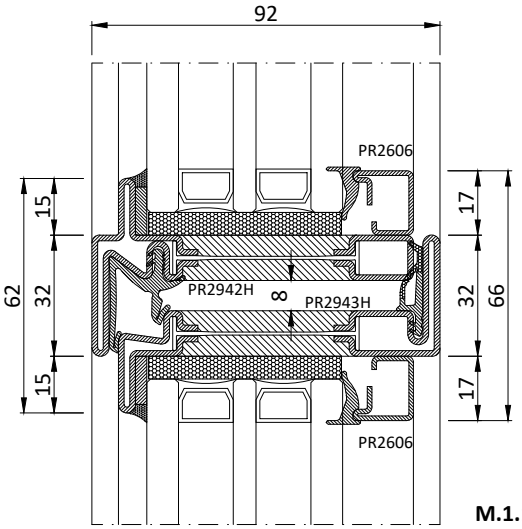

M.1.1a bis

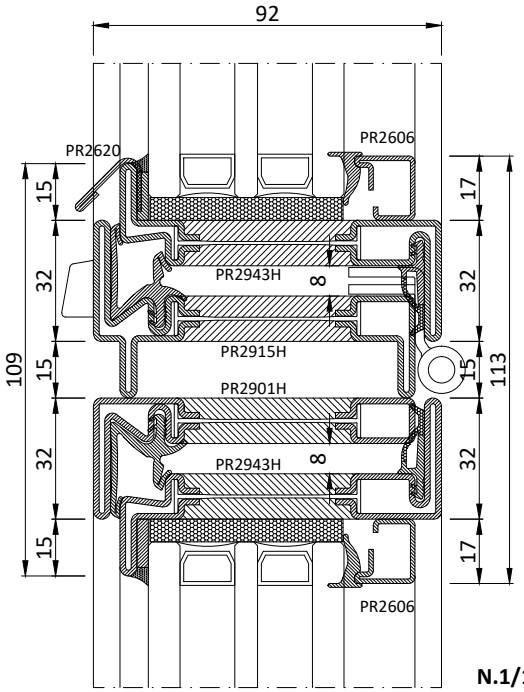

N.1/1.1a bis

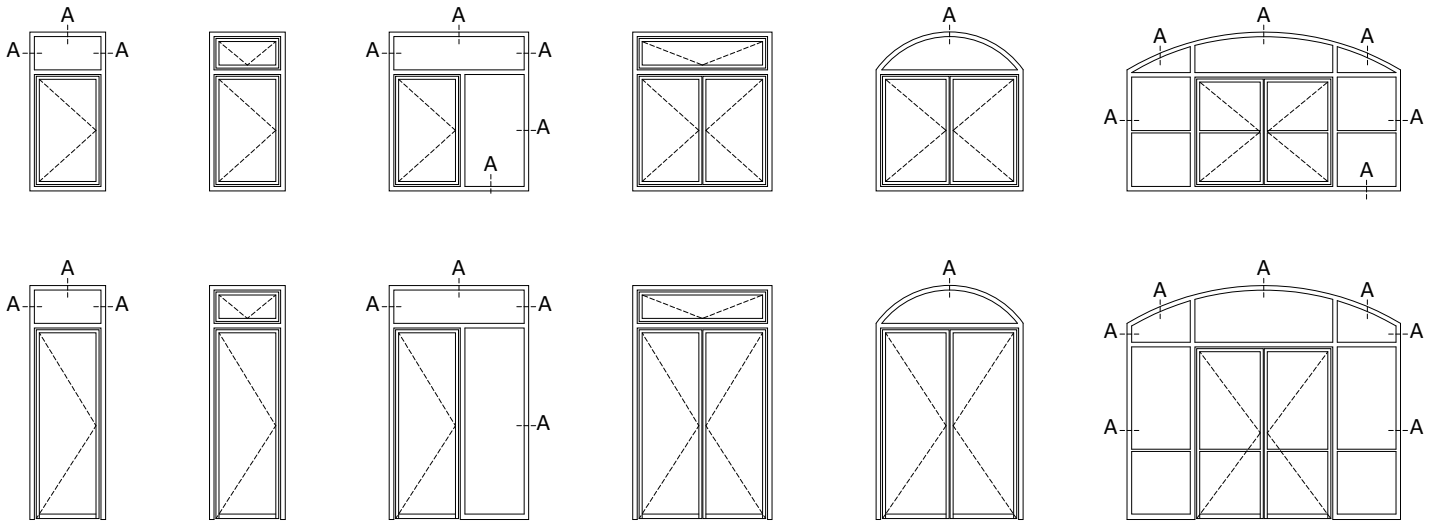
A

A

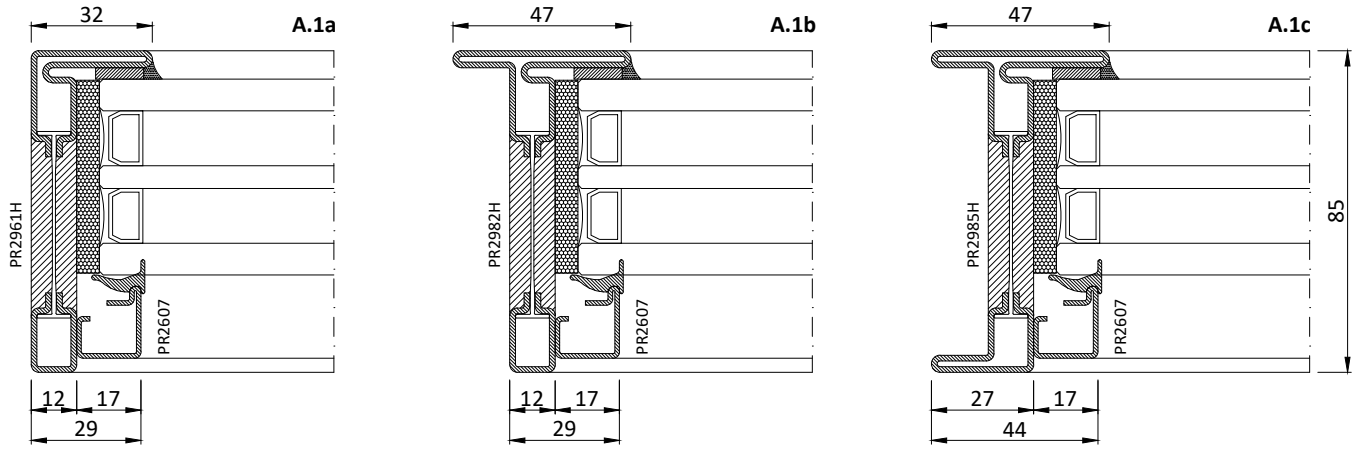
A.1a
32
PR2961H
PR2607
12
17
29
A.1b
47
PR2982H
PR2607
12
17
29
A.1c
47
85
PR2985H
PR2607
27
17
44

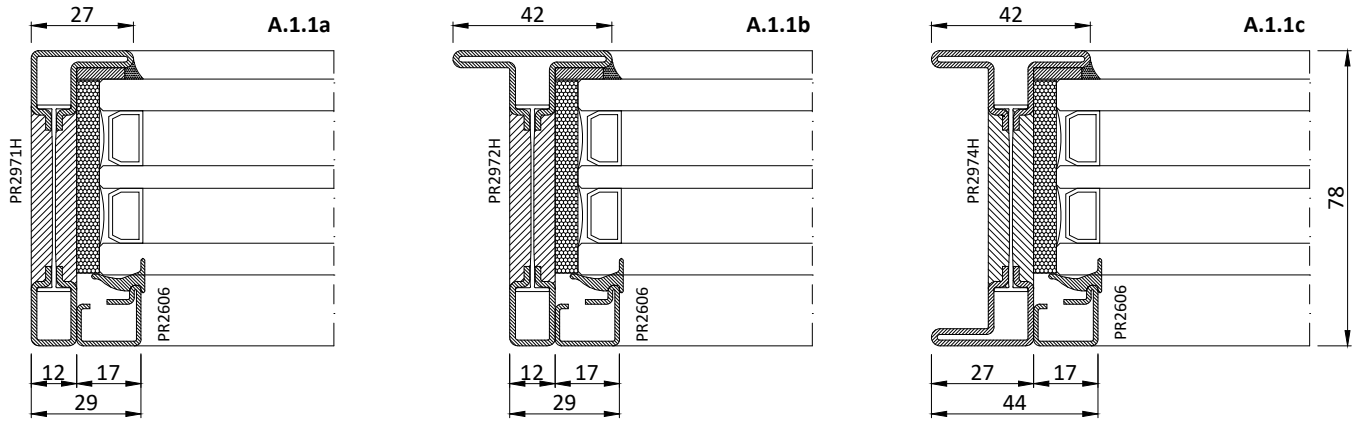
A.1.1a
27
PR2971H
PR2606
12
17
29
A.1.1b
42
PR2972H
PR2606
12
17
29
A.1.1c
42
78
PR2974H
PR2606
27
17
44

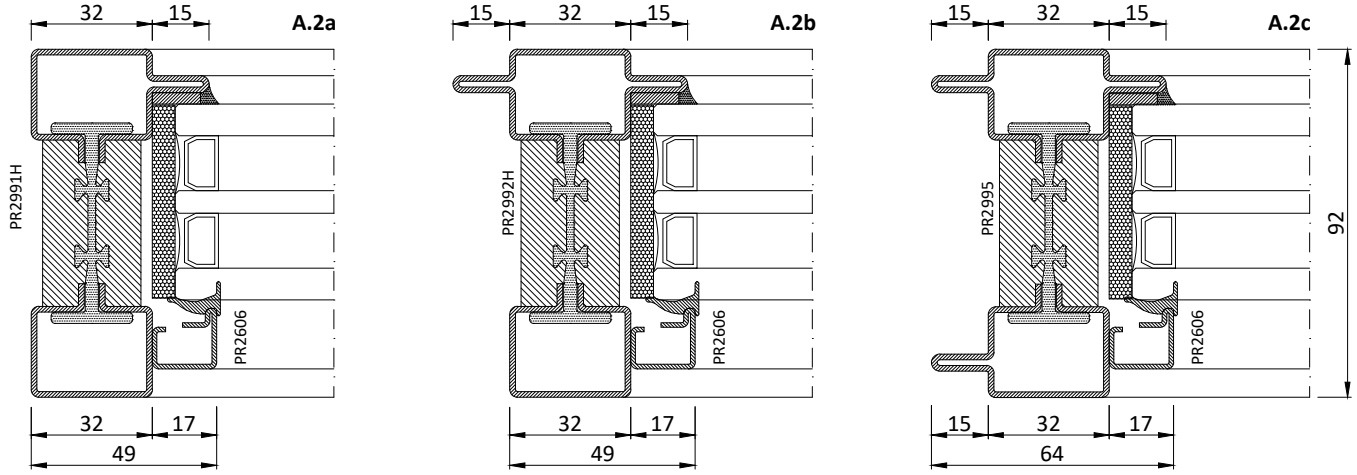
A.2a
32
15
PR2991H
PR2606
32
17
49
A.2b
15
32
15
PR2992H
PR2606
32
17
49
A.2c
15
32
15
92
PR2995
PR2606
15
32
17
64

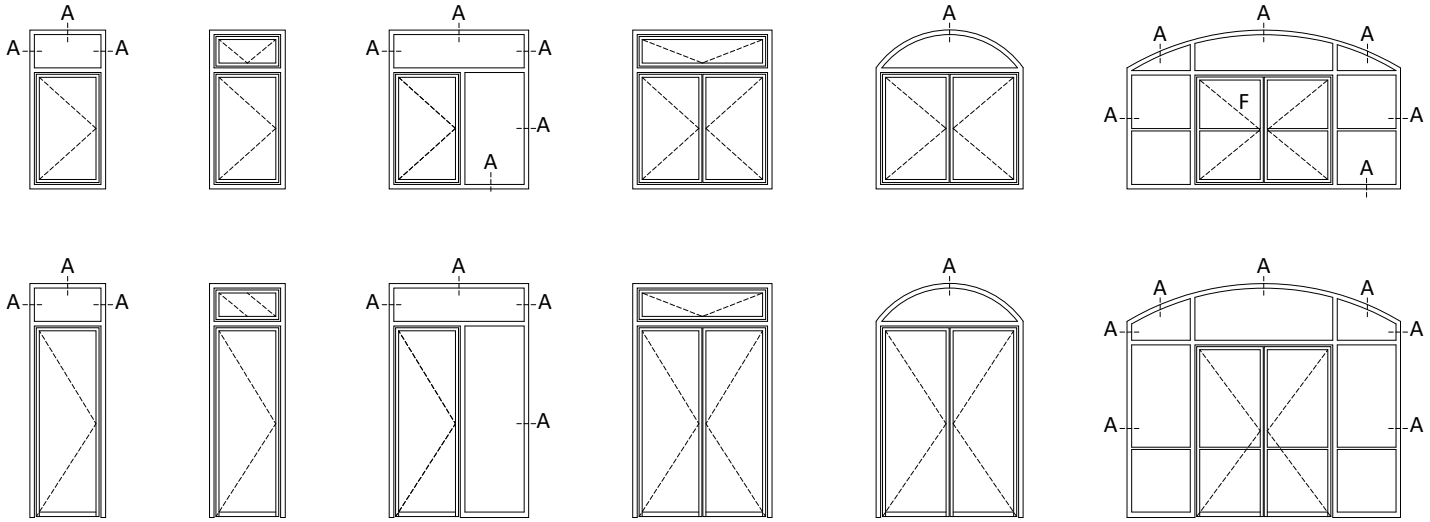
A
F

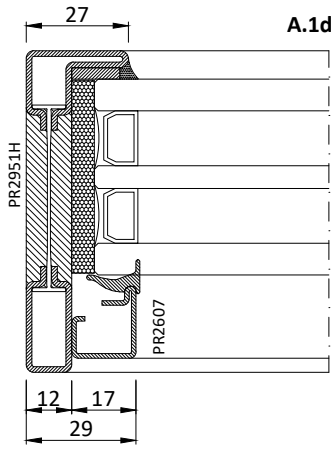
A.1d
27
PR2951H
PR2607
12
17
29

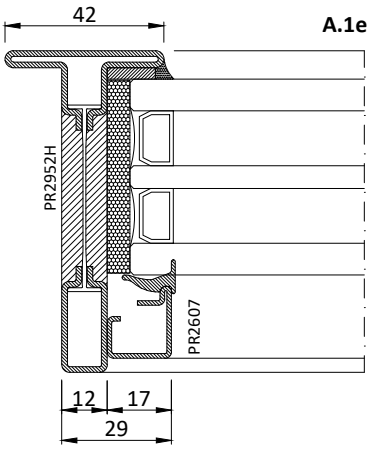
A.1e
42
PR2952H
PR2607
12
17
29

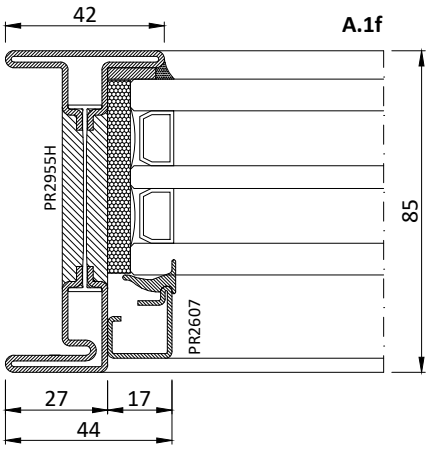
A.1f
42
PR2955H
PR2607
85
27
17
44

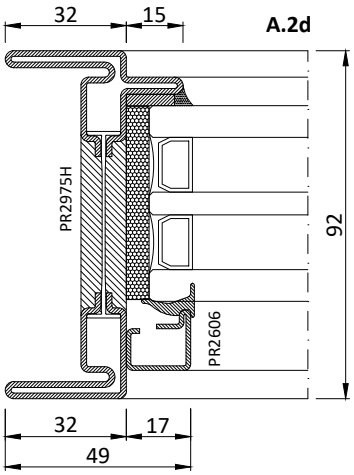
A.2d
32
15
PR2975H
PR2606
92
32
17
49

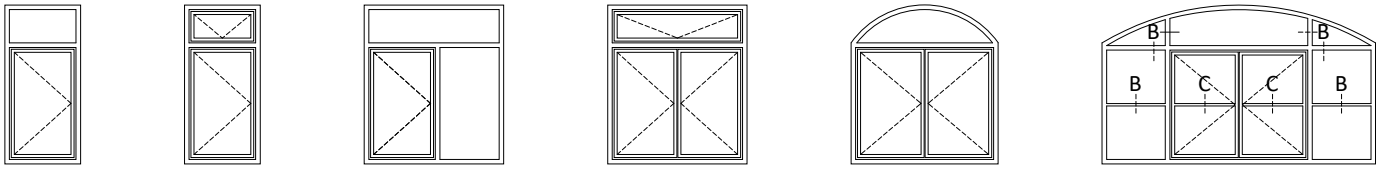
B
B
B
C
C
B

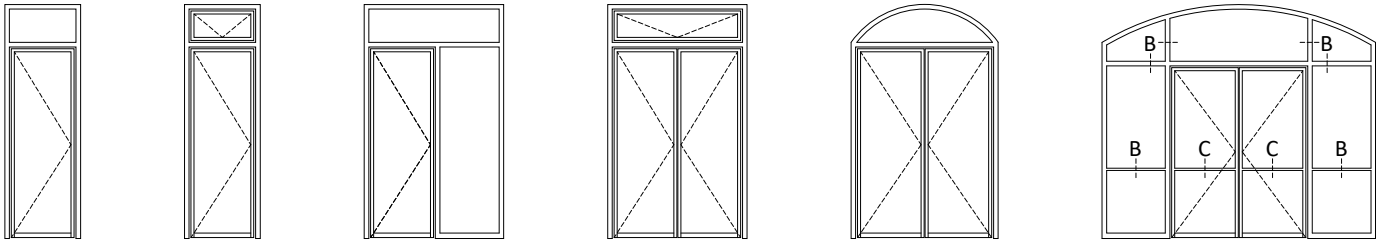
B
B
B
C
C
B

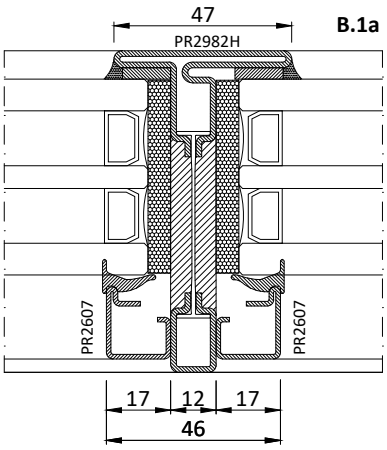
47
PR2982H
B.1a
PR2607
PR2607
17
12
17
46

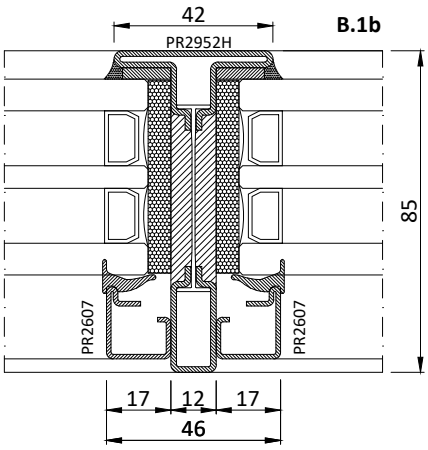
42
PR2952H
B.1b
85
PR2607
PR2607
17
12
17
46

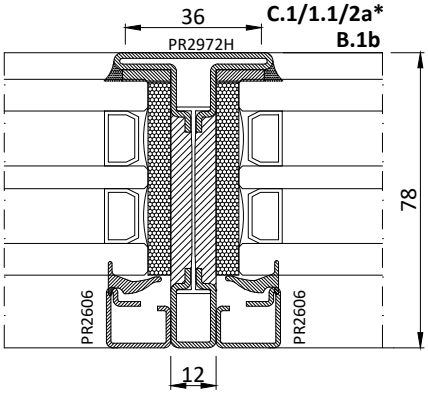
36
PR2972H
C.1/1.1/2a*
B.1b
78
PR2606
PR2606
12

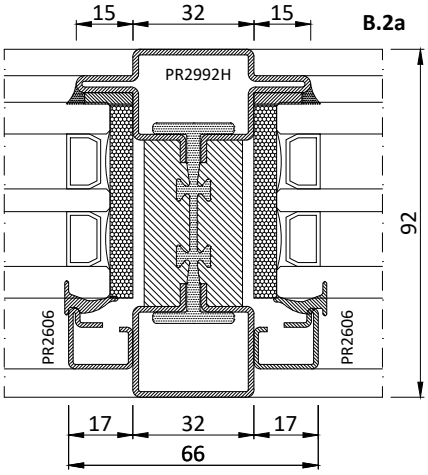
15
32
15
B.2a
PR2992H
92
PR2606
PR2606
17
32
17
66

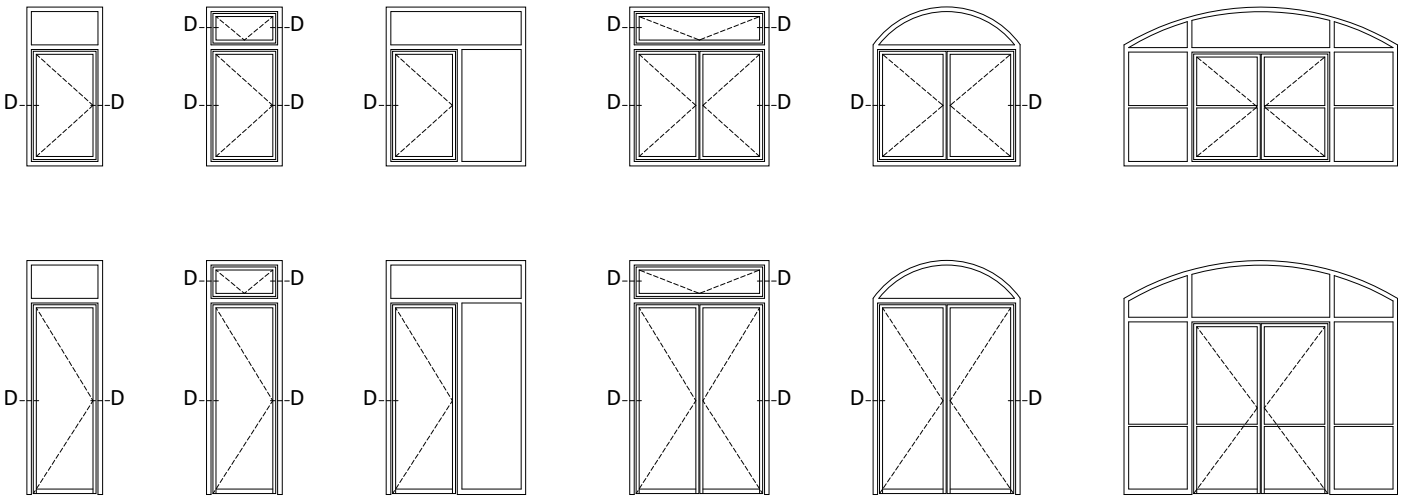
D
D

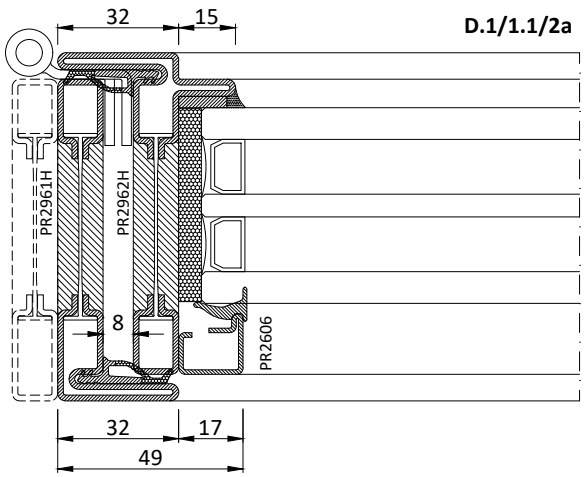
D.1/1.1/2a
32
15
PR2961H
PR2962H
8
PR2606
32
17
49

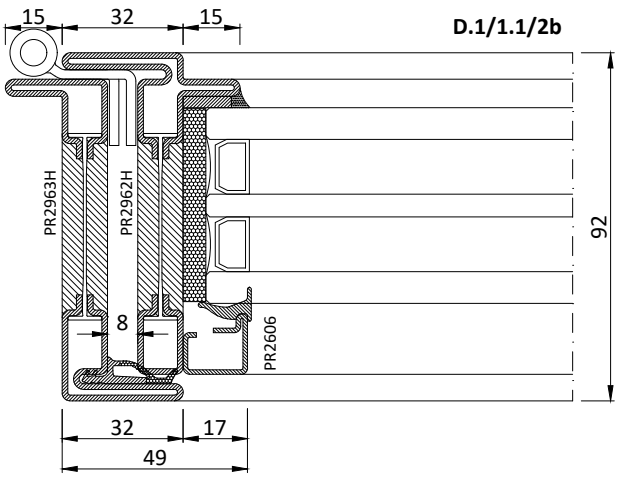
D.1/1.1/2b
15
32
15
PR2963H
PR2962H
8
PR2606
92
32
17
49

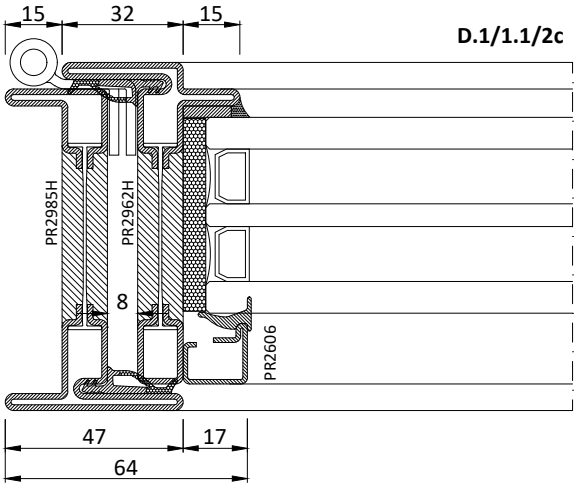
D.1/1.1/2c
15
32
15
PR2985H
PR2962H
8
PR2606
47
17
64

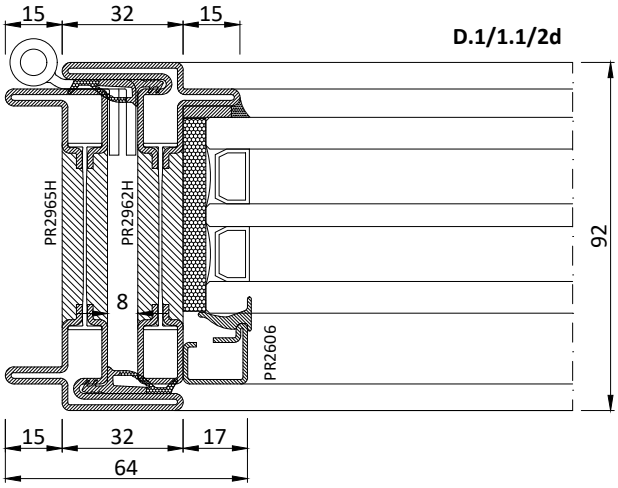
D.1/1.1/2d
15
32
15
PR2965H
PR2962H
8
PR2606
92
15
32
17
64

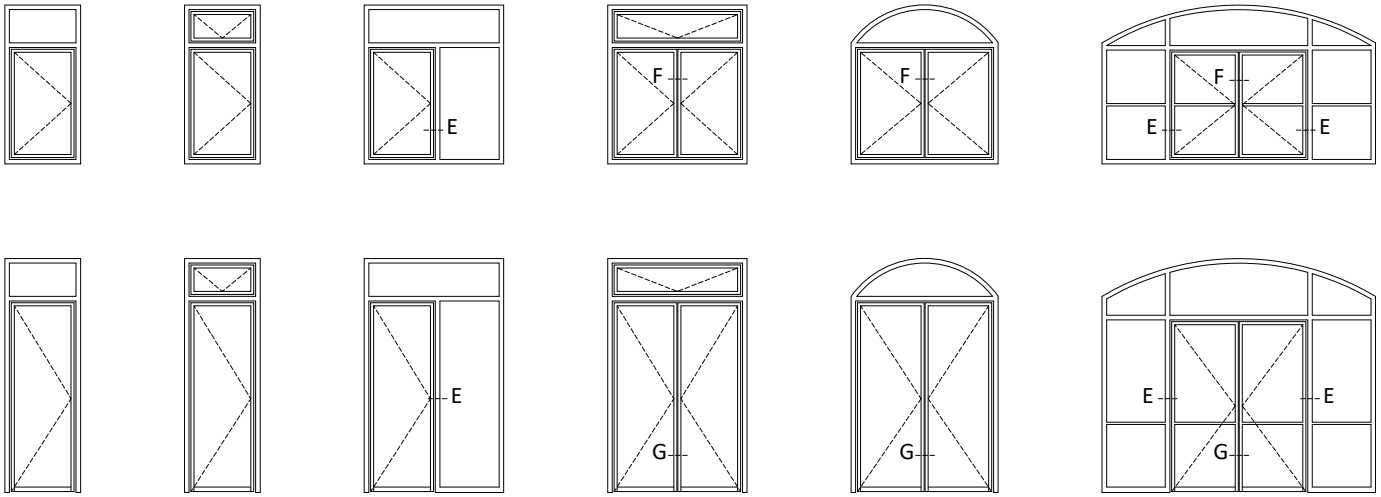
E
F
F
F
E
E
E
E
E
G
G
G
E
E

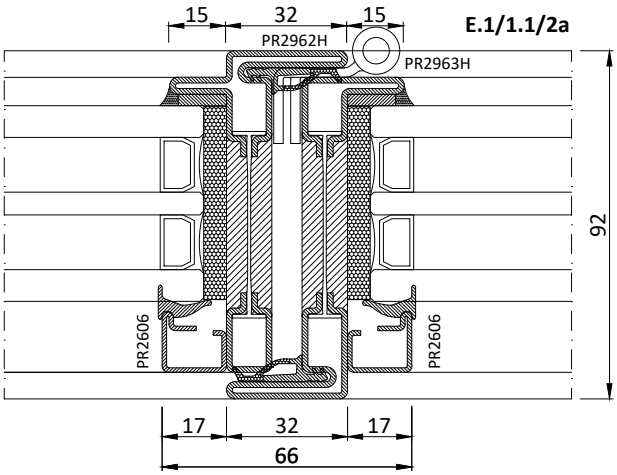
15
32
15
E.1/1.1/2a
PR2962H
PR2963H
92
PR2606
PR2606
17
32
17
66

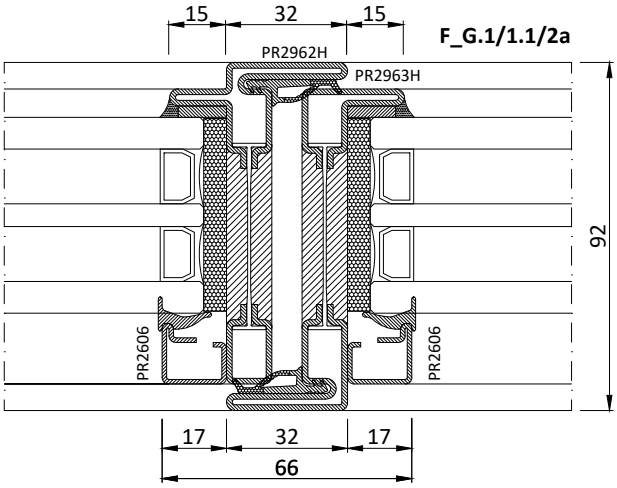
15
32
15
F_G.1/1.1/2a
PR2962H
PR2963H
92
PR2606
PR2606
17
32
17
66

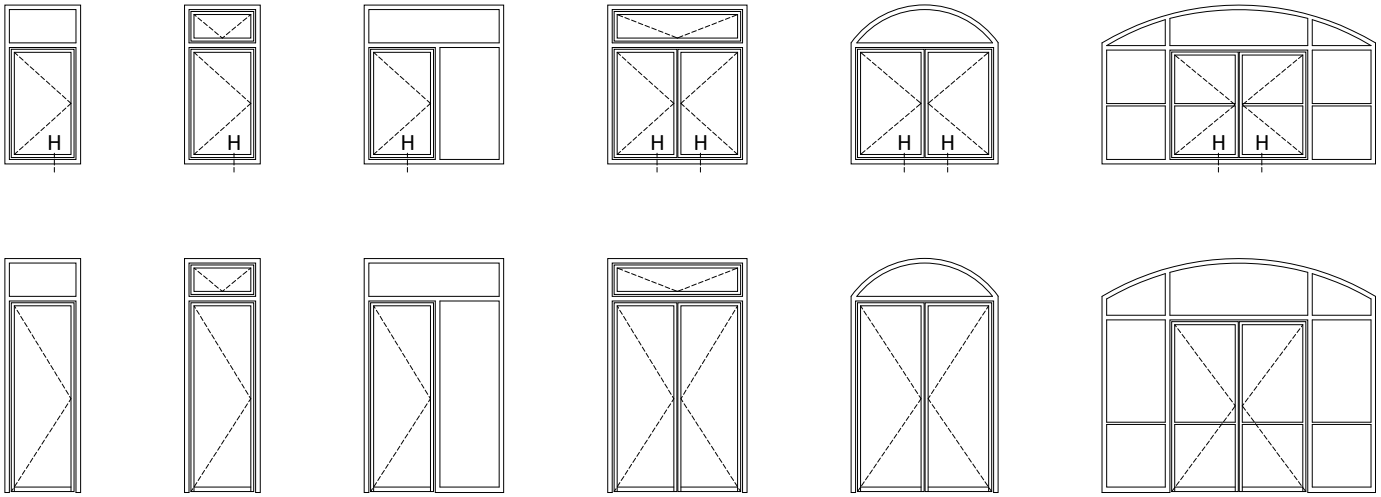

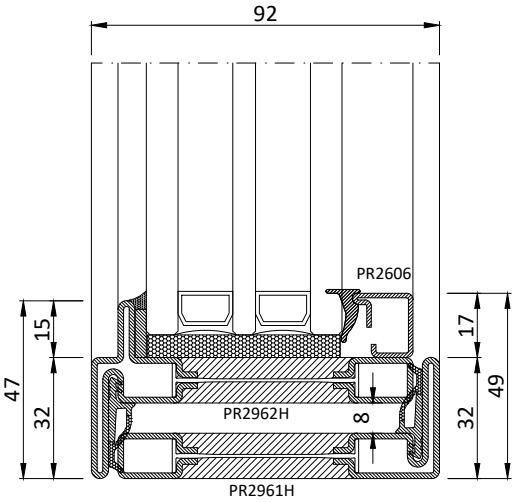

H.1/1.1/2a

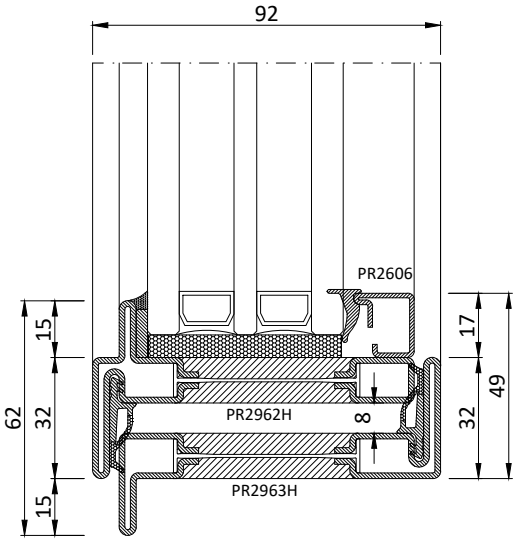

H.1/1.1/2b

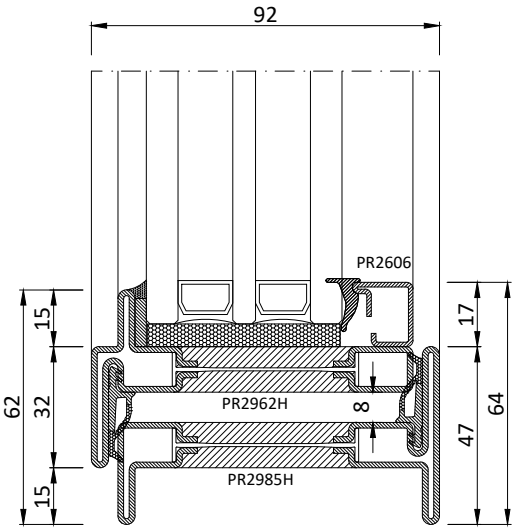

H.1 c

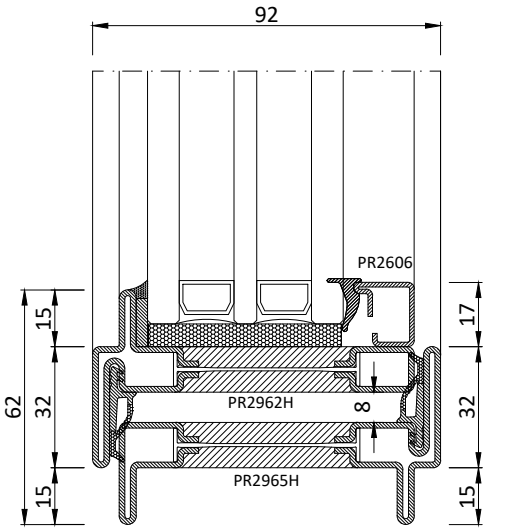

H.1.1/2c

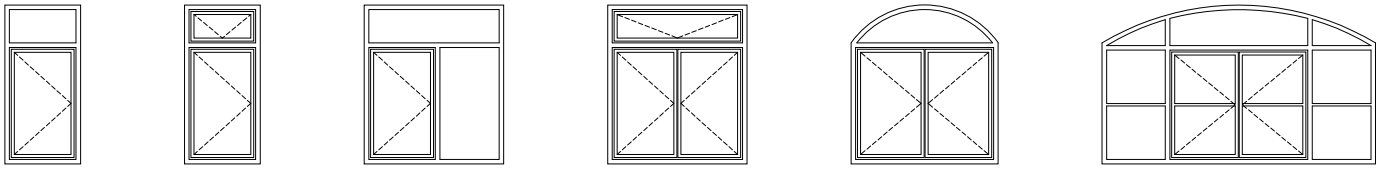

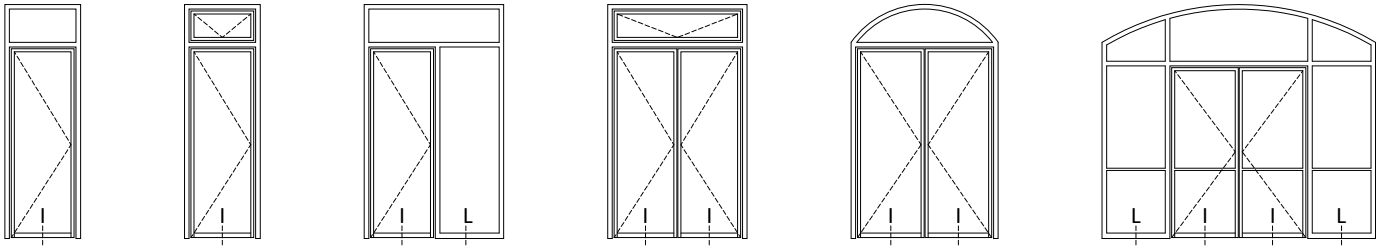

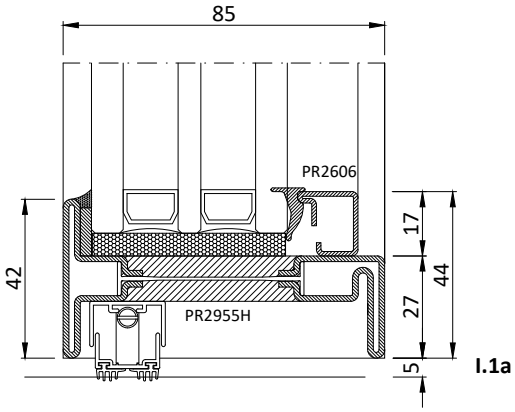

I.1a

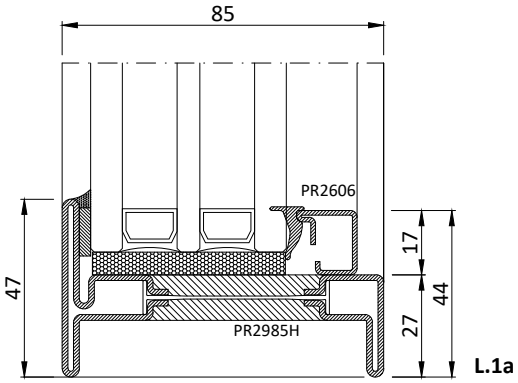

L.1a

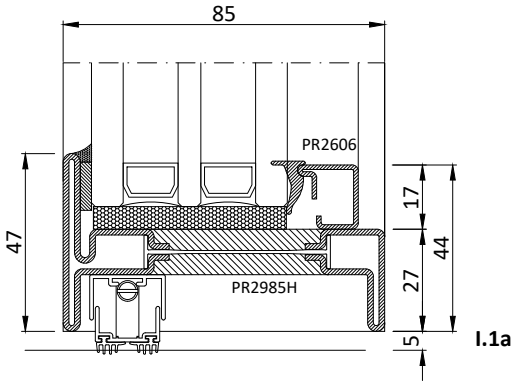

I.1a bis

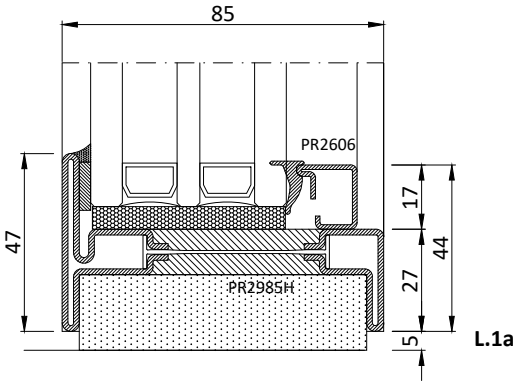

L.1a bis

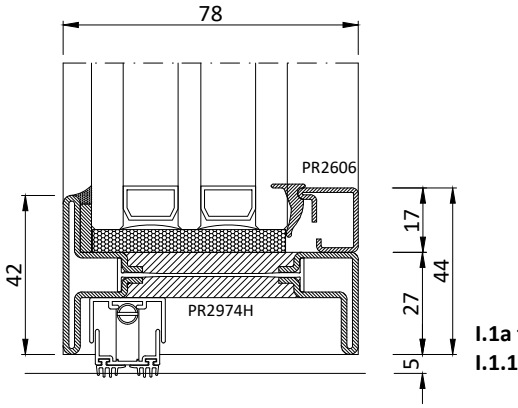

I.1a ter
I.1.1/2a

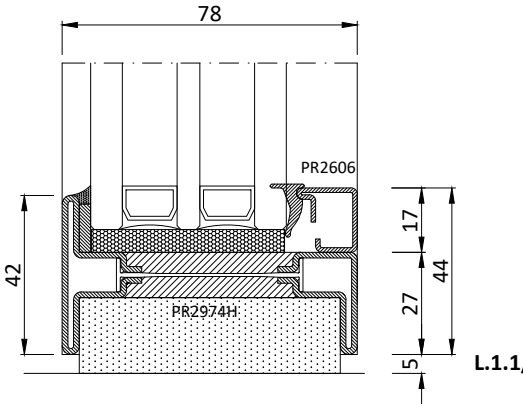

L.1.1/2a

* Porta a due ante con profili PR2962/63 standard profilo zoccolo PR2974
** Double leaf door with profiles PR2962/63 standard socle profile PR2974*

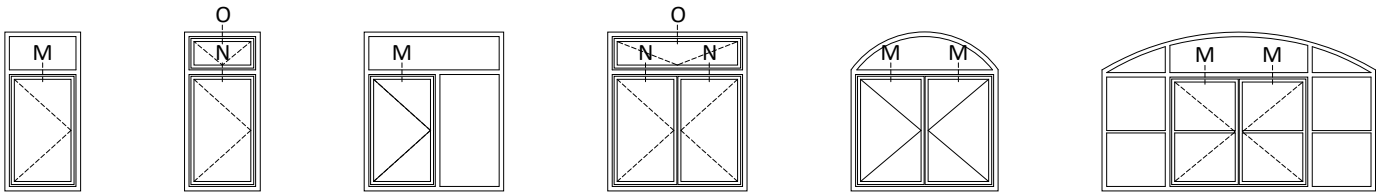

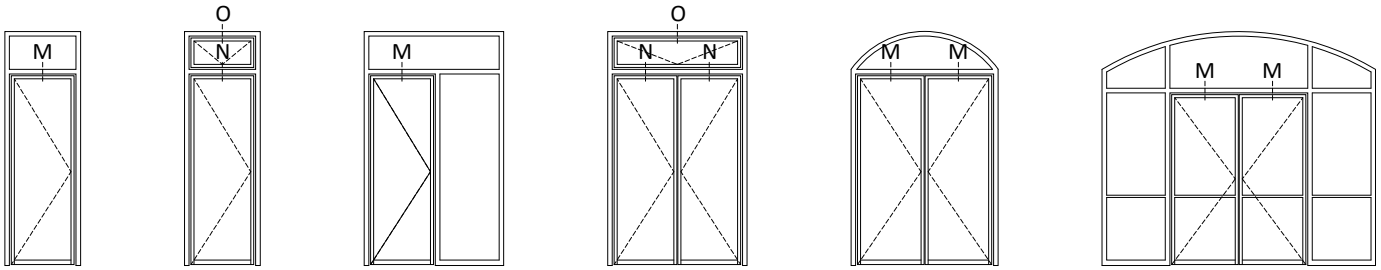

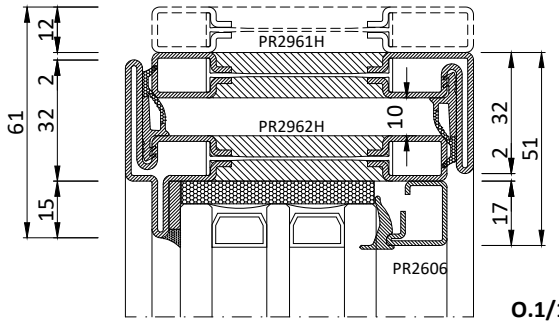

O.1/1.1/2a

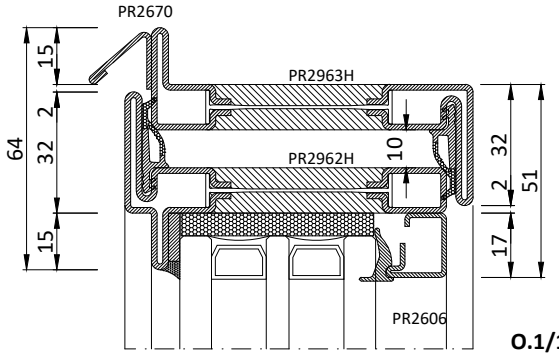

O.1/1.1/2b

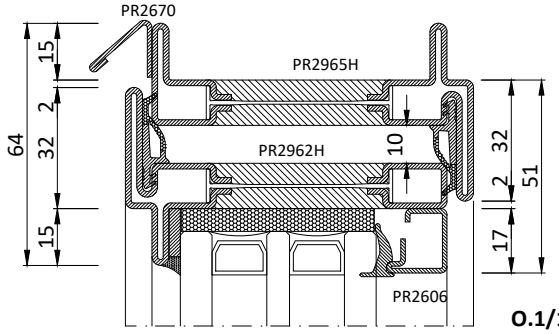

O.1/1.1/2c

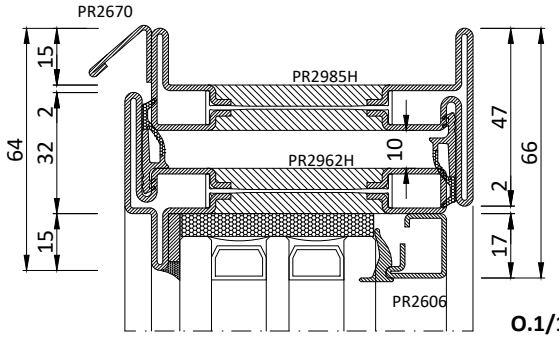

O.1/1.1/2 d

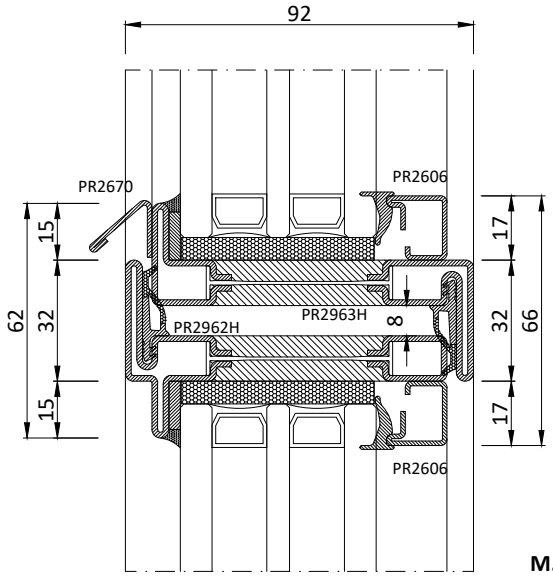

M.1/1.1/2a

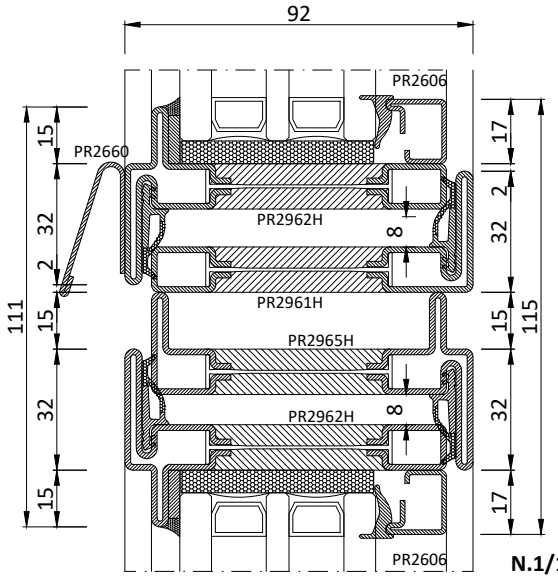

N.1/1.1/2a

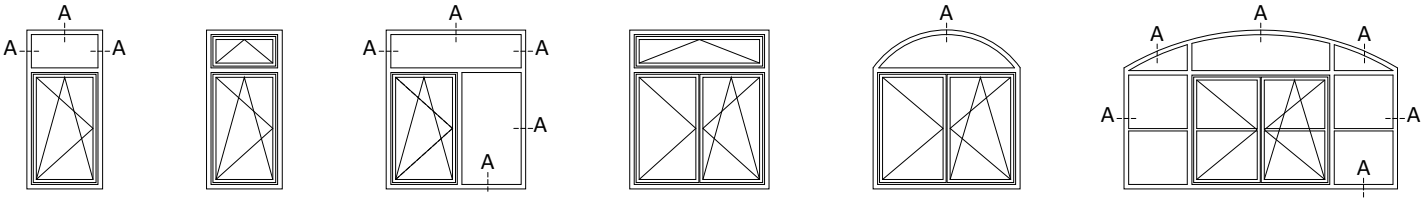
A
A
A
A
A
A
A
A
A
A
A
A
A
A

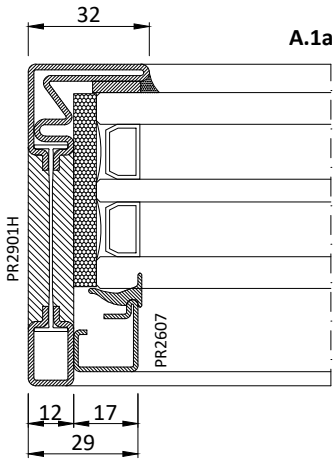
32
A.1a
PR2901H
PR2607
12
17
29

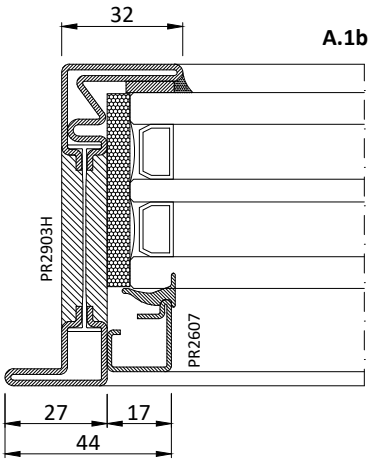
32
A.1b
PR2903H
PR2607
27
17
44

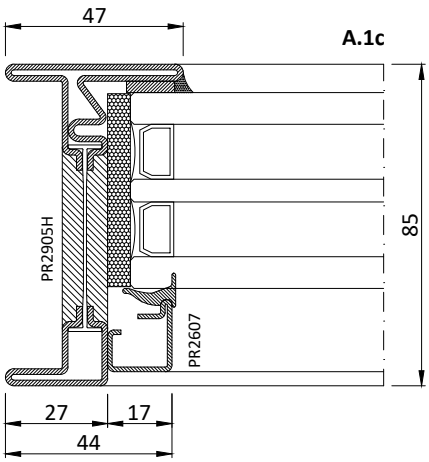
47
A.1c
PR2905H
PR2607
85
27
17
44

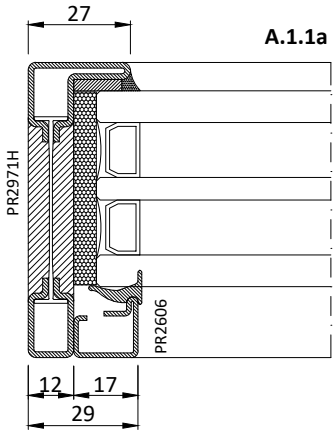
27
A.1.1a
PR2971H
PR2606
12
17
29

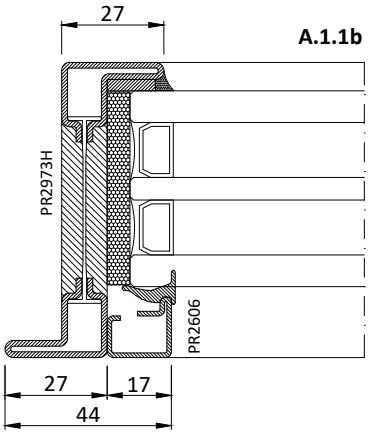
27
A.1.1b
PR2973H
PR2606
27
17
44

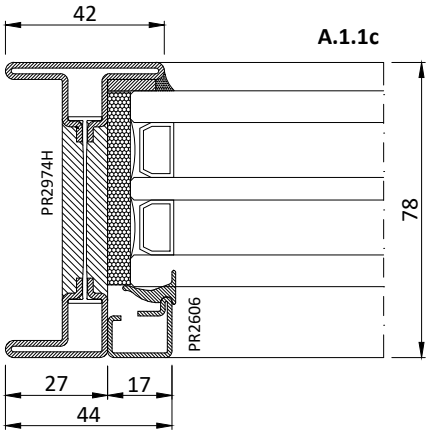
42
A.1.1c
PR2974H
PR2606
78
27
17
44

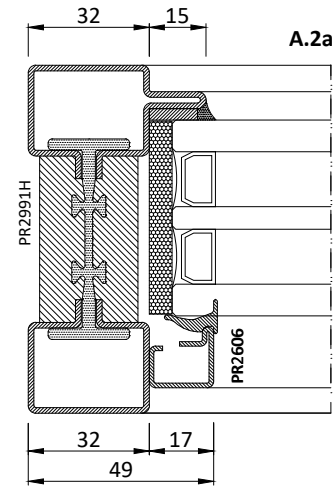
32
15
A.2a
PR2991H
PR2606
32
17
49

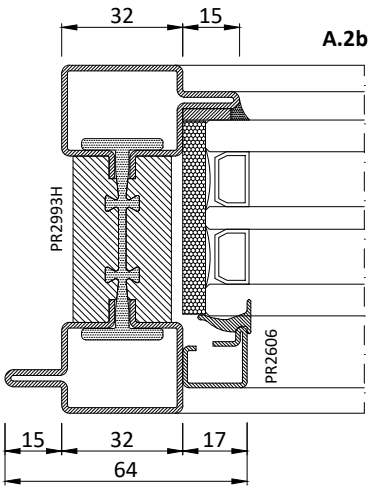
32
15
A.2b
PR2993H
PR2606
15
32
17
64

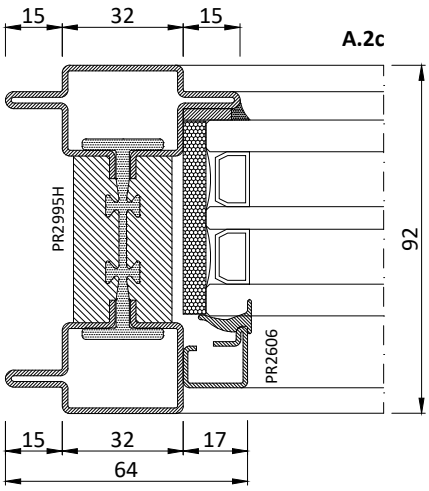
15
32
15
A.2c
PR2995H
PR2606
92
15
32
17
64

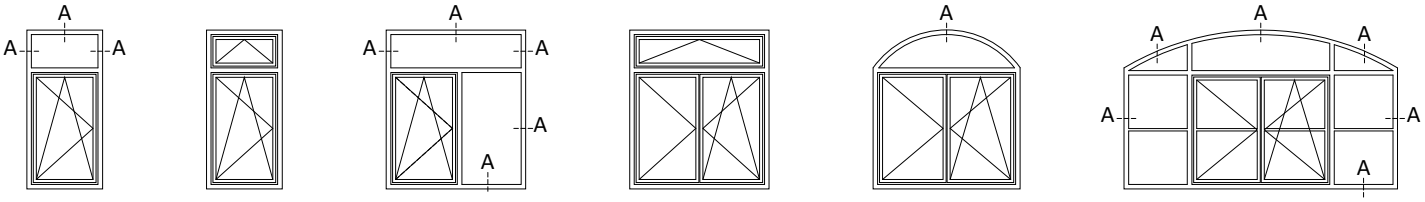
A
A
A
A
A
A
A
A
A
A
A
A
A
A

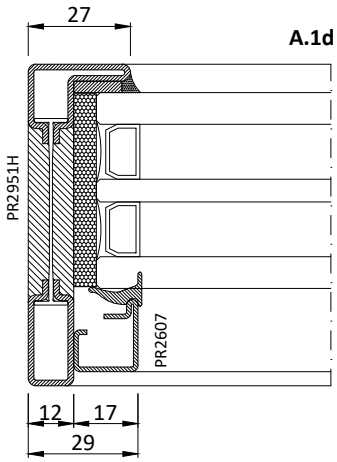
27
A.1d
PR2951H
PR2607
12
17
29

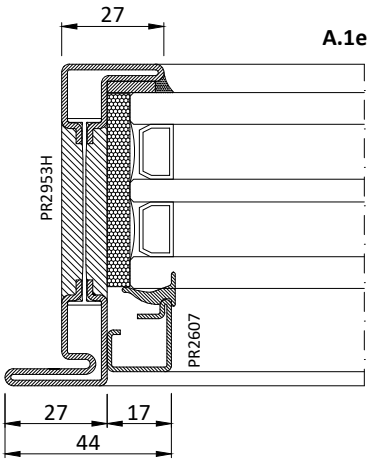
27
A.1e
PR2953H
PR2607
27
17
44

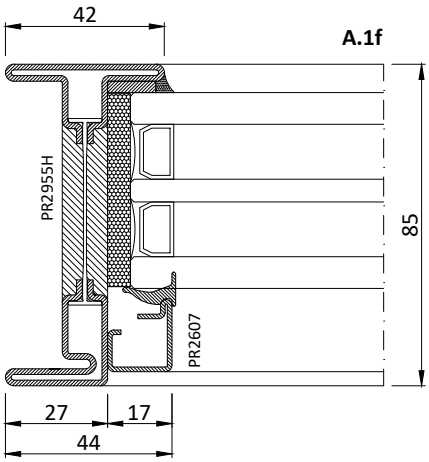
42
A.1f
PR2955H
PR2607
85
27
17
44

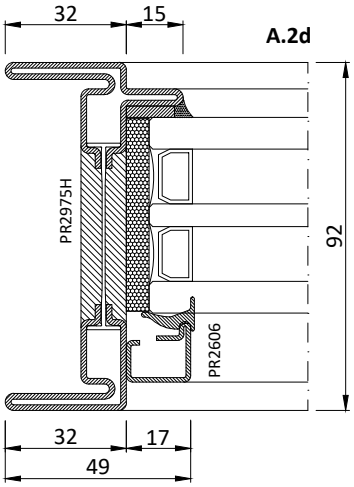
32
15
A.2d
PR2975H
PR2606
92
32
17
49



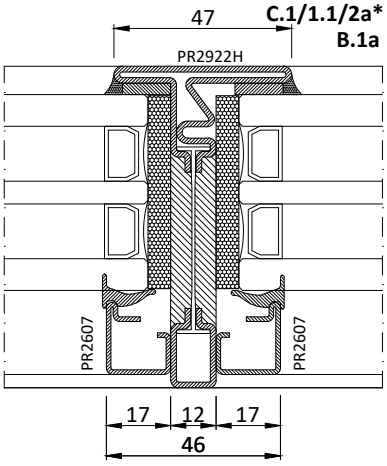

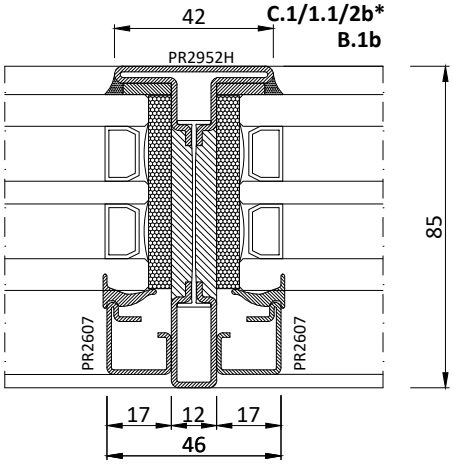

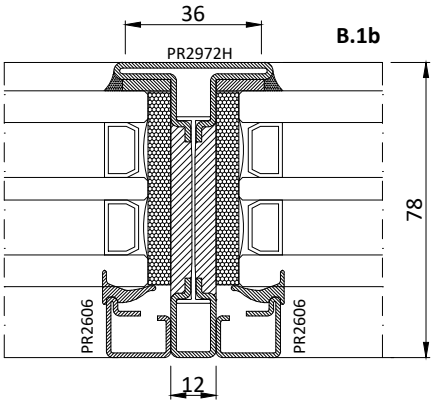

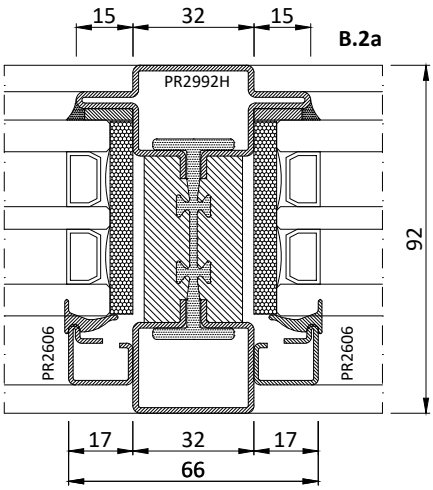

* Attenzione non utilizzabile con profilo PR2942
** Unable to use with PR2942 profile*

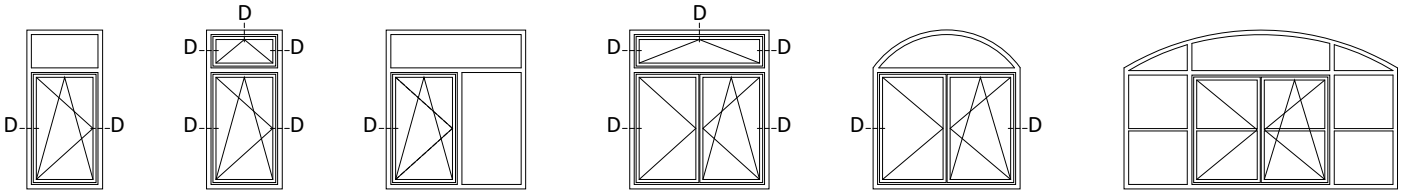
D
D
D
D
D
D
D
D
D
D
D
D
D
D

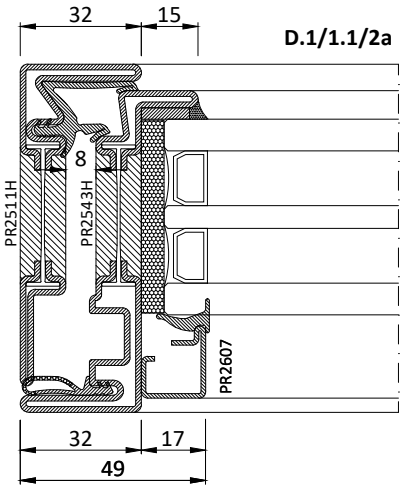
32
15
D.1/1.1/2a
8
PR2511H
PR2543H
PR2607
32
17
49

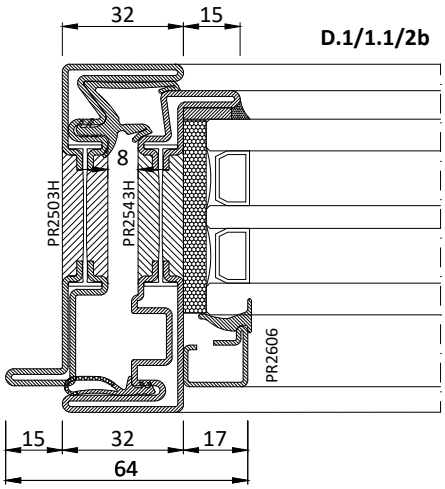
32
15
D.1/1.1/2b
8
PR2503H
PR2543H
PR2606
15
32
17
64

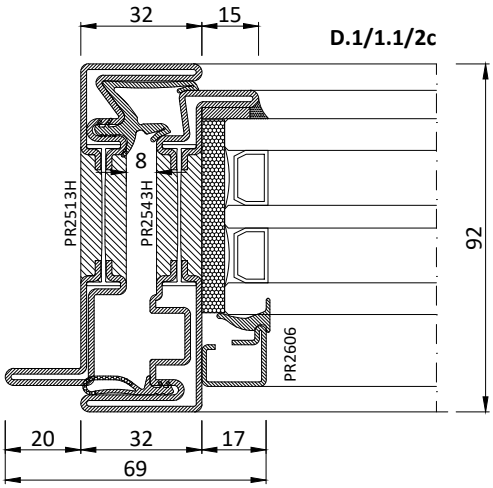
32
15
D.1/1.1/2c
8
PR2513H
PR2543H
PR2606
92
20
32
17
69

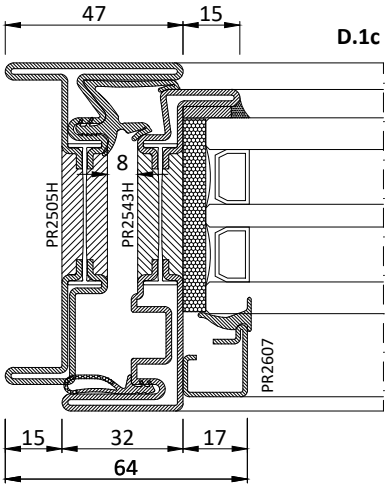
47
15
D.1c
8
PR2505H
PR2543H
PR2607
15
32
17
64

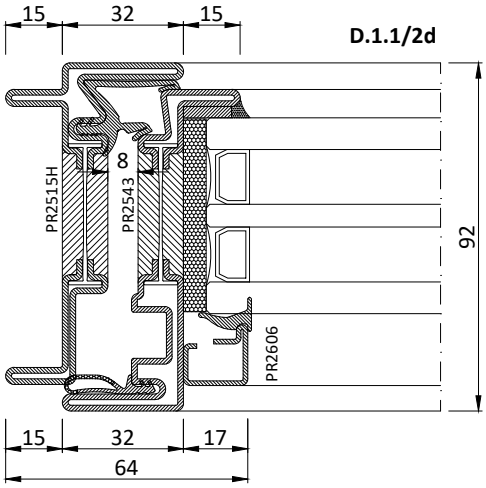
15
32
15
D.1.1/2d
8
PR2515H
PR2543
PR2606
92
15
32
17
64

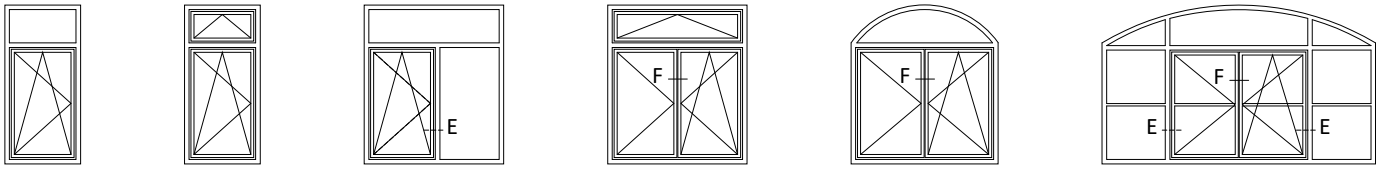
E
F
F
F
E
E

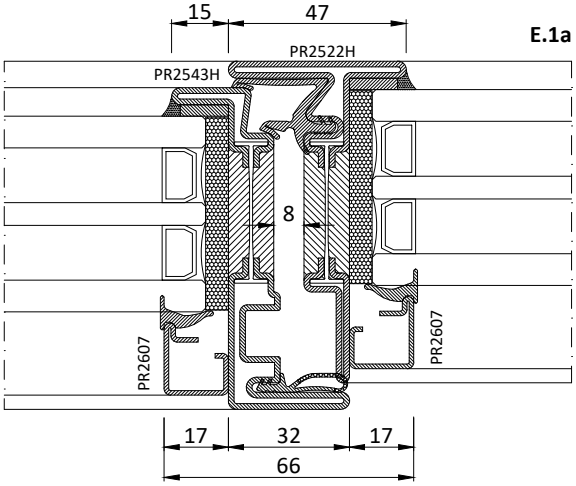
E.1a
15
47
PR2522H
PR2543H
8
PR2607
PR2607
17
32
17
66

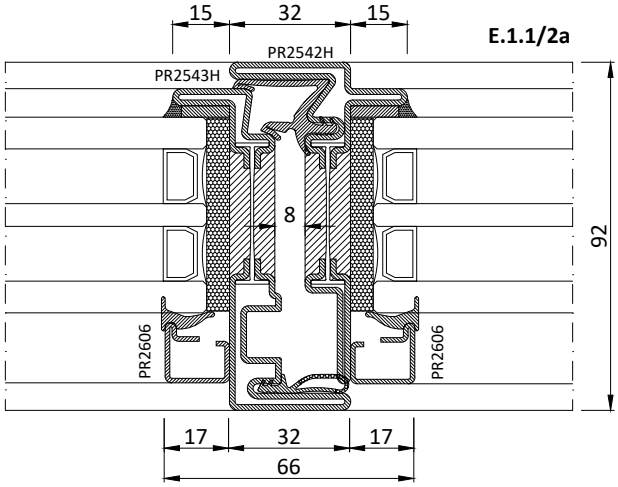
E.1.1/2a
15
32
15
PR2542H
PR2543H
8
92
PR2606
PR2606
17
32
17
66

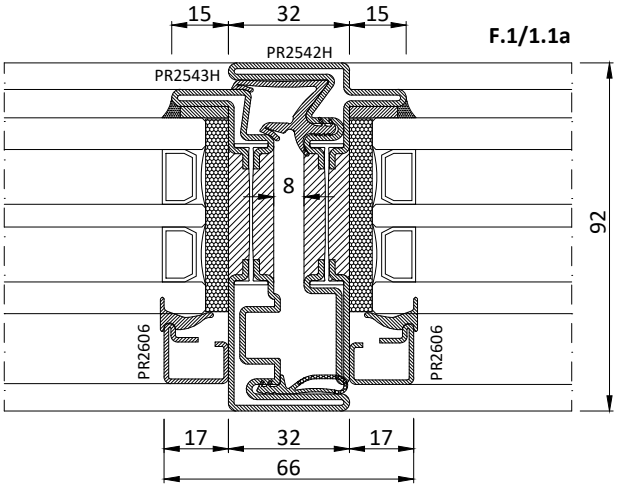
F.1/1.1a
15
32
15
PR2542H
PR2543H
8
92
PR2606
PR2606
17
32
17
66

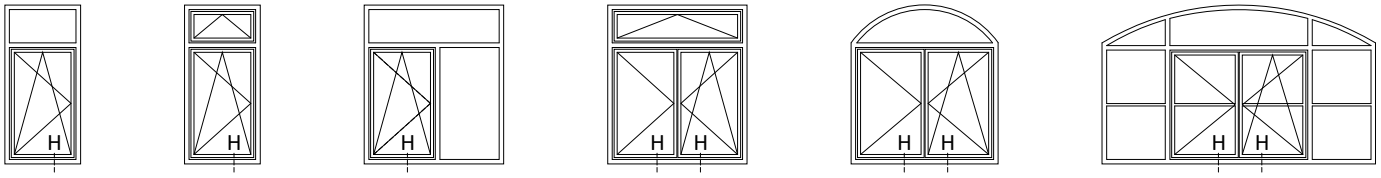

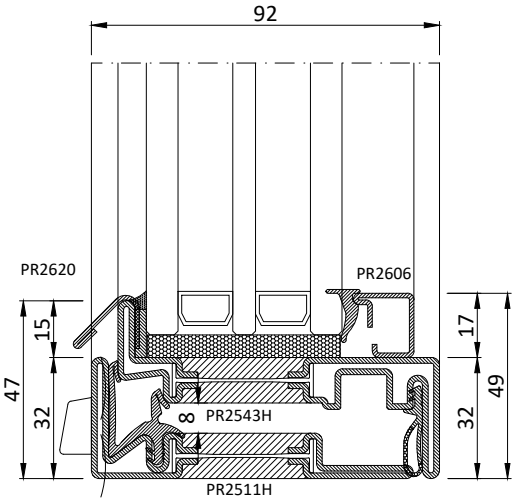

H.1/1.1/2a

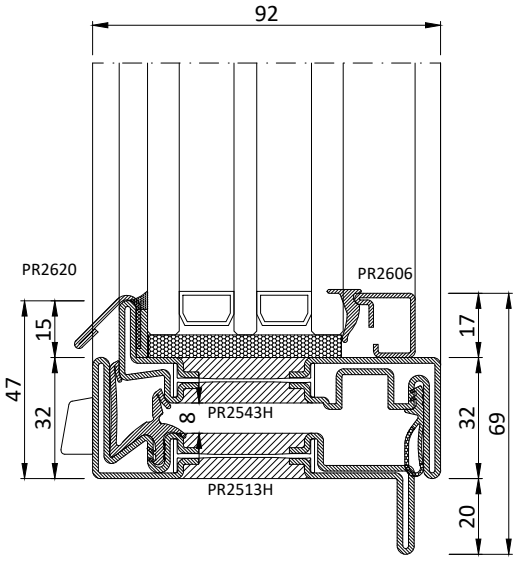

H.1/1.1/2b

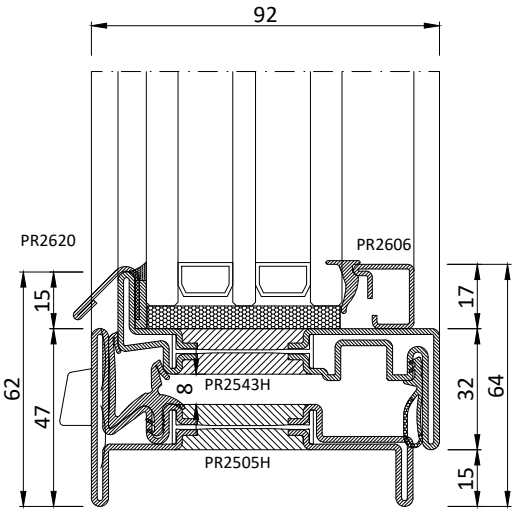

H.1c

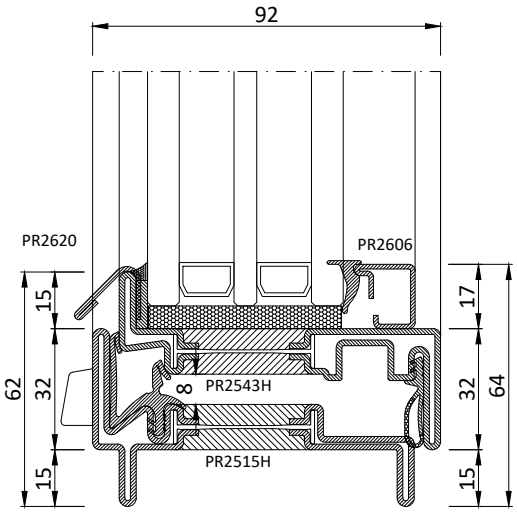

H.1.1/2c

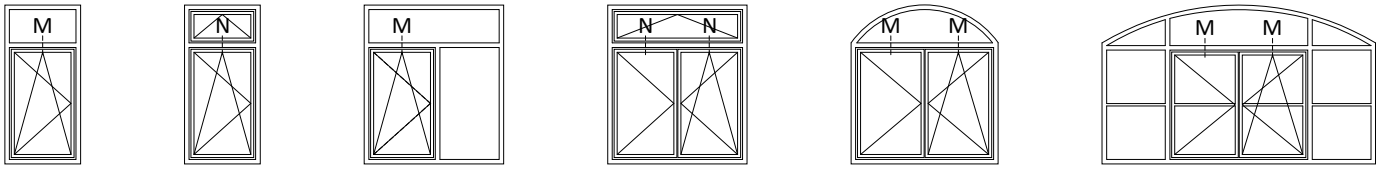

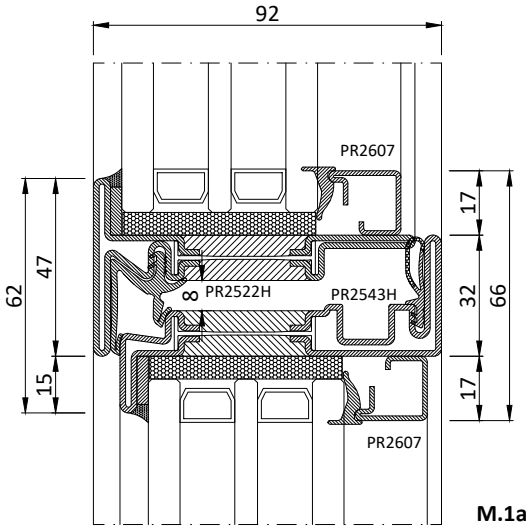

M.1a

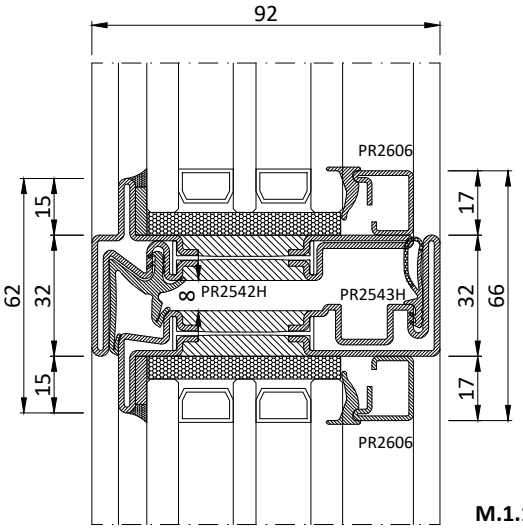

M.1.1a

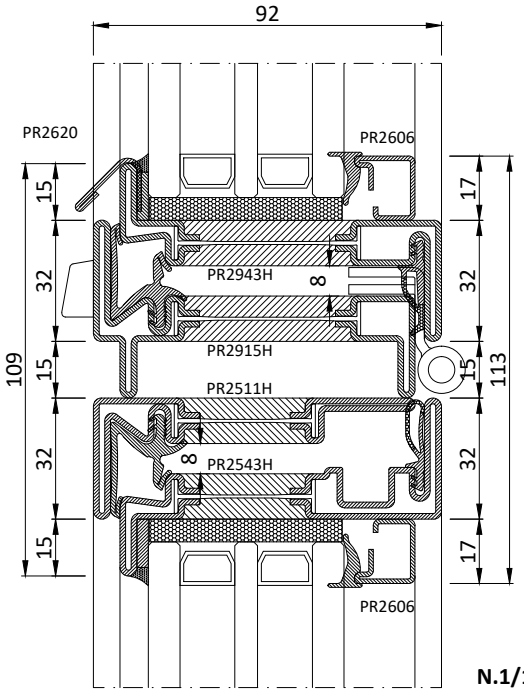

N.1/1.1a

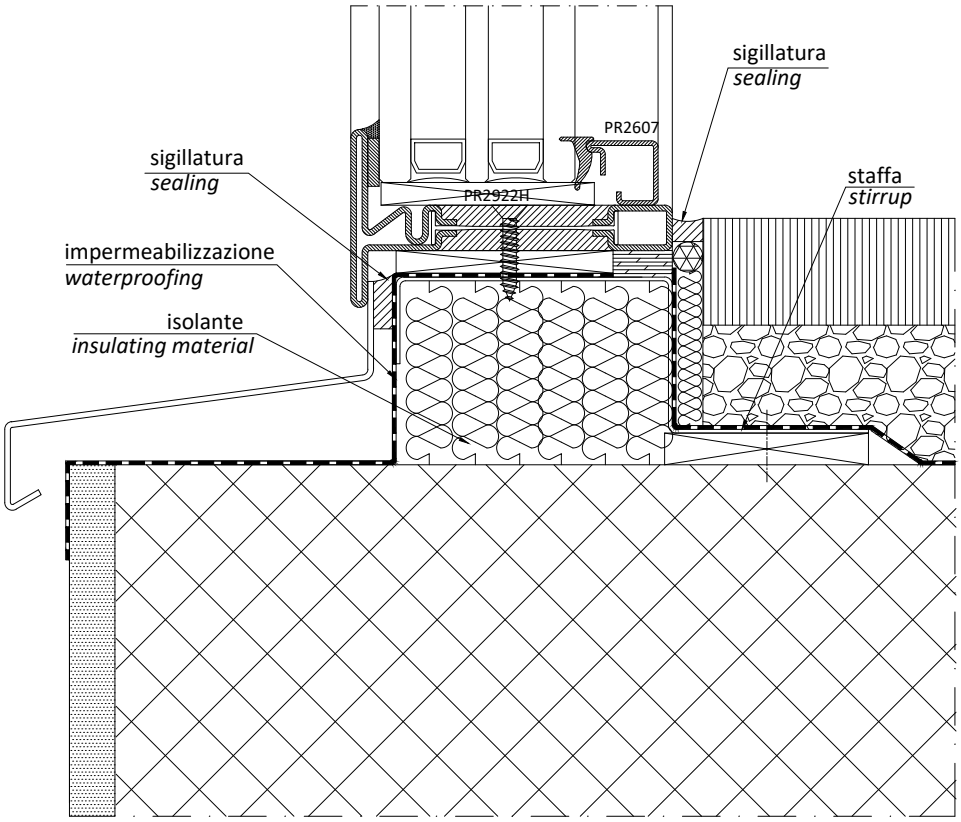
sigillatura
sealing
PR2607
sigillatura
sealing
PR2922H
staffa
stirrup
impermeabilizzazione
waterproofing
isolante
insulating material

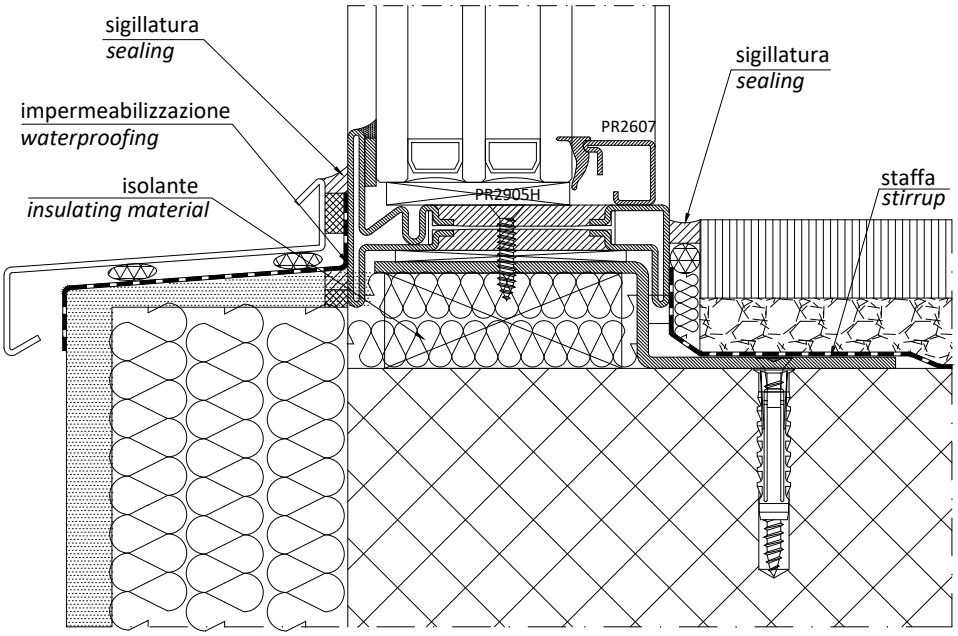
sigillatura
sealing
sigillatura
sealing
impermeabilizzazione
waterproofing
PR2607
isolante
insulating material
PR2905H
staffa
stirrup

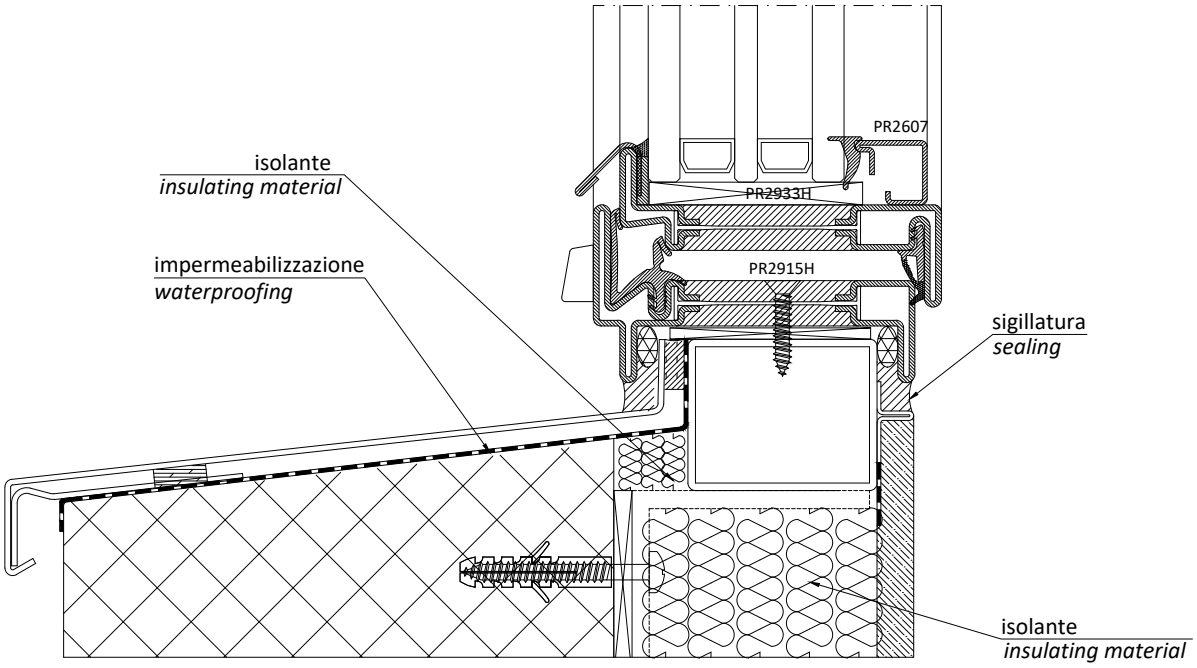
PR2607
isolante
insulating material
PR2933H
impermeabilizzazione
waterproofing
PR2915H
sigillatura
sealing
isolante
insulating material

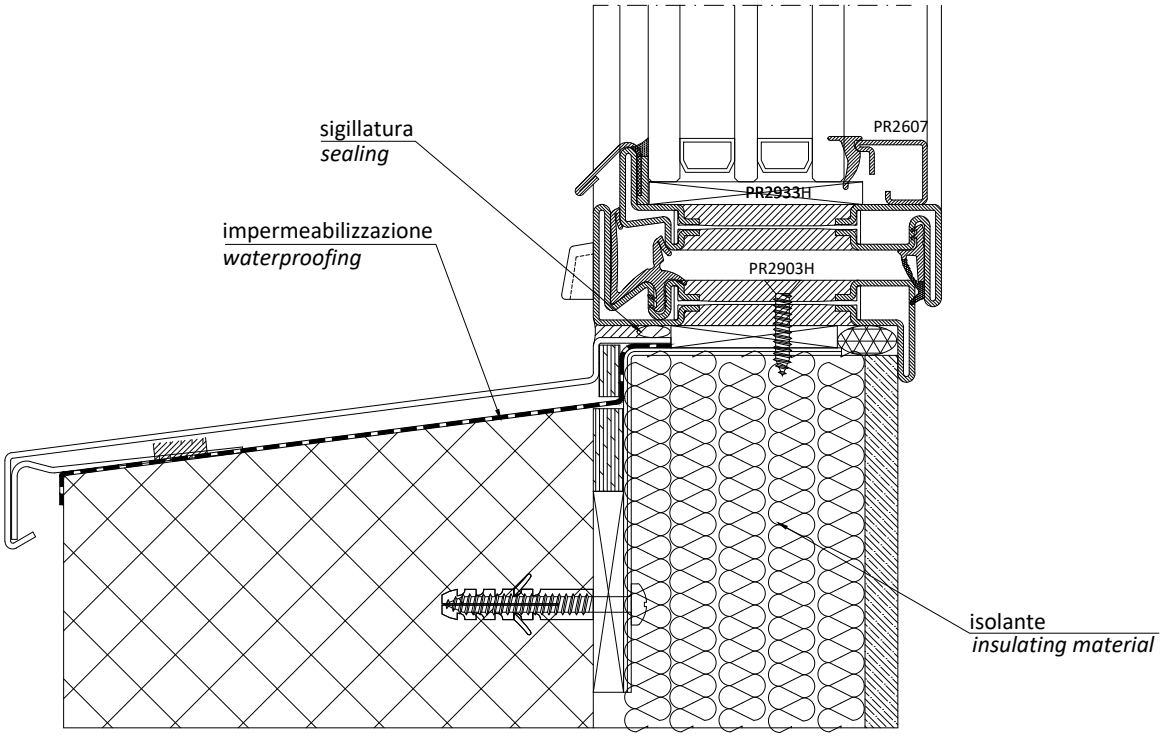
sigillatura
sealing
PR2607
PR2933H
impermeabilizzazione
waterproofing
PR2903H
isolante
insulating material

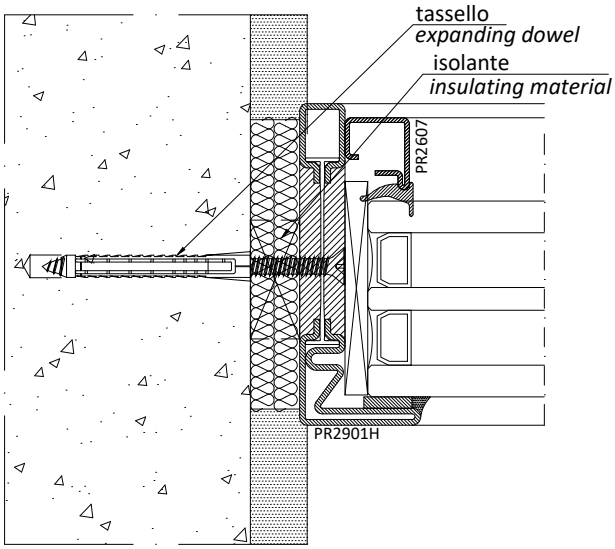
tassello
expanding dowel
isolante
insulating material
PR2607
PR2901H

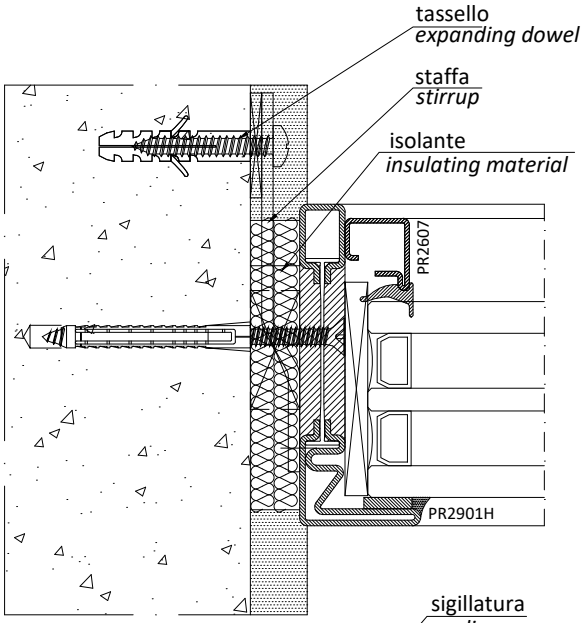
tassello
expanding dowel
staffa
stirrup
isolante
insulating material
PR2607
PR2901H

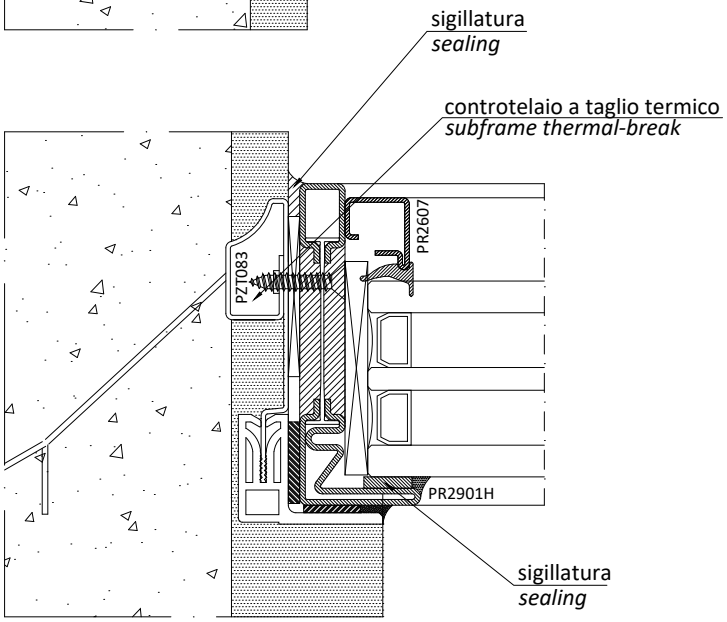
sigillatura
sealing
controtelaio a taglio termico
subframe thermal-break
PR2607
PZT083
PR2901H
sigillatura
sealing

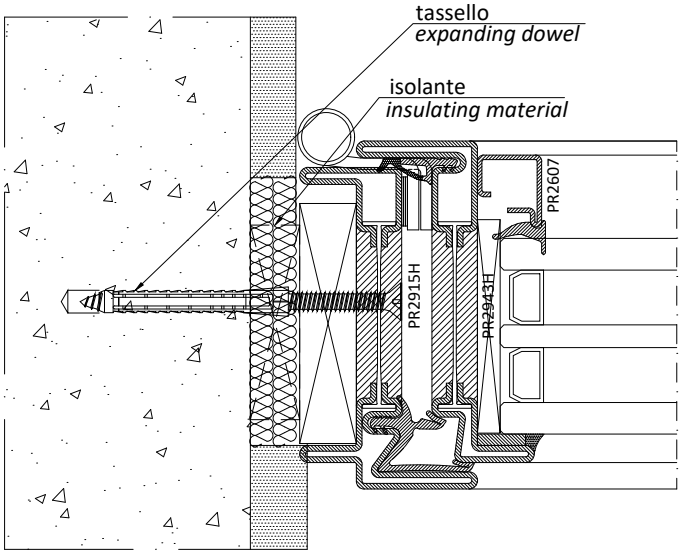

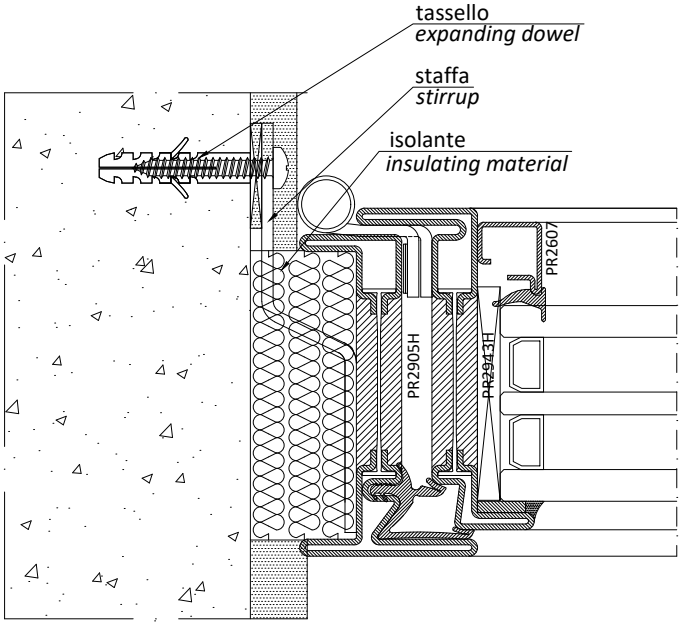

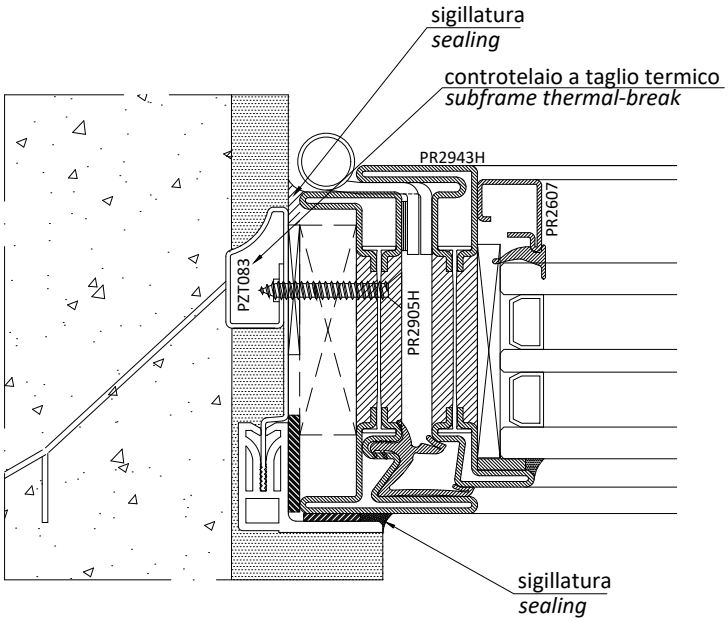

Applicare viti di fissaggio profilo a muro in corrispondenza dell'asse cerniere
Fixing screws in correspondence of hinge axis

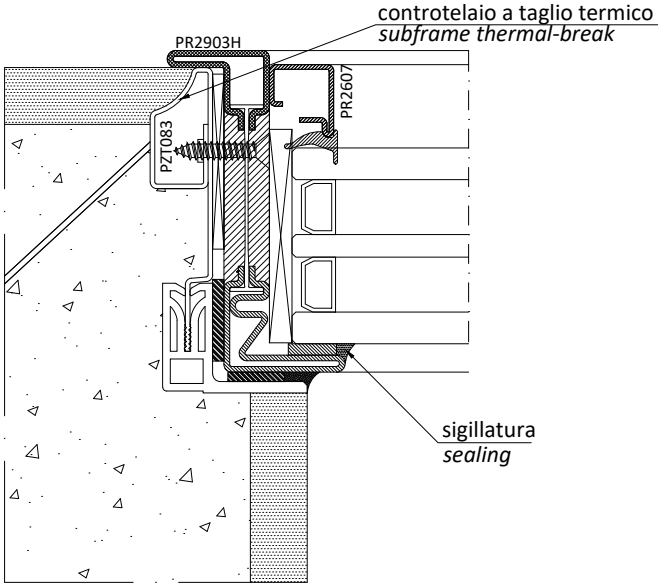

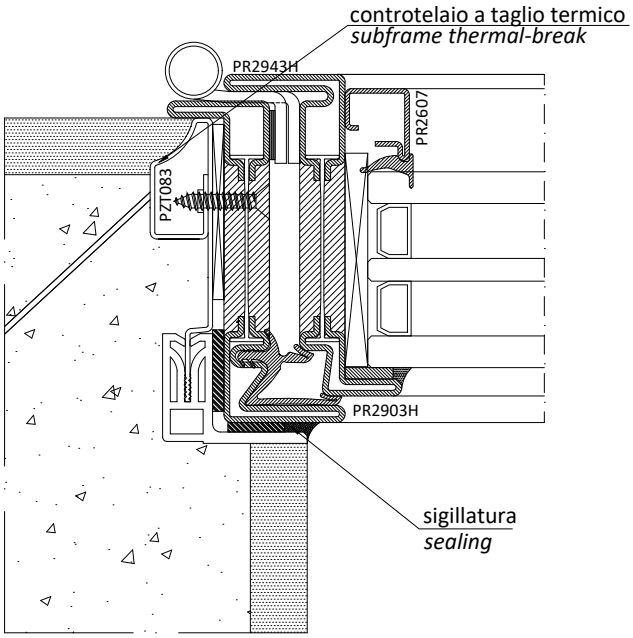

Applicare viti di fissaggio profilo a muro in corrispondenza dell'asse cerniere
Fixing screws in correspondence of hinge axis

Lavorazioni su barra / *Section working*	
Taglio / *Cut*	5.1.1-2 | 5.2.1-2
Fori per cerniere ad avvitare / *Screw-on hinges holes*	4.3.30-44
Fori e asole per cremonese / *Cremone bolt holes and slots*	4.3.20-27
Fori e asole per chiusura supplementare / *Additional locking points slots and holes*	4.3.28-29
Fori per scarico acqua / *Water drip holes*	4.3.15
Taglio punta per inversione battuta / *Secondary leaf top central joint working*	4.3.3-21
Fori inserimento rinforzi cerniere / *Hinge reinforcement holes*	4.3.1-2
Fresatura per catenacci 2° anta / *Secondary leaf flush bolt milling*	4.3.51-53
Fori limitatori apertura per apertura ad anta / *Casement restrictor stays holes*	4.3.42-47
Fresature per compassi e limitatori sporgere / *Stay arm and restrictor stays for awning windows milling*	4.3.48-50
Fori staffe per PR2610 / *PR2610 coupling brackets holes*	4.3.14
Lavorazione gocciolatoio / *Water drip section workink*	4.3.15
Fori fissaggio a muro / *Wall mounting holes*	3.3.1-5
Assiemaggio / *Assembly*	
Costruzione telai / *Frame assembly*	
Saldatura / *Welding*	4.4.1-4
Inserimento squadrette (profili ottone) / *Brackets insertion (brass section)*	4.4.2-3
Sigillatura interna della giunzione (profili ottone) / *Internal joint sealing (brass sections)*	4.4.1
Applicazione accessori / *Accessories installation*	
Saldatura cerniere a saldare / *Screw-on hinges holes*	4.4.5-7
Fori snapper 2° anta / *Secondary leaf snapper holes*	4.5.6 | 4.5.8
Fori cerniera a scomparsa vasistas / *Concealed hinges for bottom- hung window holes*	4.5.20-21
Fori cricchetto e braccetti vasistas / *Finger catch and stay arms for bottom hung window holes*	4.5.22
Fori chiusure mediane a scomparsa / *Concealed hinge side middle closing holes*	4.5.16
Fori maniglia trascinamento seconda anta / *Pulling handle secondary leaf holes*	4.5.23
Fori limitatori apertura per apertura ad anta / *Restrictor stays holes*	4.3.42-47
Fori per compassi e limitatori sporgere / *Stay arm and restrictor stays for awning windows holes*	4.3.48-50
Preparazione per verniciatura e ossidazione / *Preparation for the powder coating - burnishing*	
Fori su telaio per scarichi liquidi pretrattamento / *Holes on frame for the drainage of pretreatment liquid*	5.1.4
Pulitura della superficie (ottone) / *Cleaning of the surface*	5.1.4
Montaggio accessori / *Accessories installation*	
Applicazione e sigillatura guarnizioni giunto aperto / *Sealing of central gasket*	4.5.1-2
Applicazione scarichi acqua / *Water drip installation*	4.5.1
Montaggio cerniere / compassi / vasistas etc. / *Hinges and arms installation (side hung, bottom-hung, awning)*	4.5.15-22
Montaggio cremonese e incontri / *Cremone bolt installion*	4.5.3-15
Montaggio guarnizioni di battuta / *Gasket installation*	…
Sigillatura angolo nel TT / *Corner joint sealing*	4.5.1
Vetrazione / *Glazing*	
Applicazione clips fermavetro / G*lazing bead clips installation*	2.9.1-14
Applicazione vetro (spessoramento) / *Glazing installation (setting blocks)*	4.7.1

Lavorazioni su barra / ***Bar workings***	
Taglio / *Cut*	5.1.1-2 | 5.2.1-2
Fori per cerniere ad avvitare / *Screw-on hinges holes*	4.3.30-41
Fori e asole per serratura e incontri / *Lock and strike slots and holes*	4.3.56-59
Fori e asole per chiusura supplementare / *Additional locking points slots and holes*	4.3.60-61
Taglio punta per inversione battuta / *Secondary leaf top central joint working*	4.3.3-8
Fori inserimento rinforzi cerniere / *Hinge reinforcement holes*	4.3.1-2
Fresatura per catenacci 2° anta / *Secondary leaf flush bolt milling*	4.3.51-53
Fori fissaggio a muro / *Wall mounting holes*	3.3.1-5

Assiemaggio / *Assembly*	
Costruzione telai / *Frame assembly*	
Saldatura / *Welding*	4.4.1-3
Inserimento squadrette (profili ottone) / *Brackets insertion (brass section)*	4.4.2-3
Sigillatura interna della giunzione (profili ottone) / *Internal corner joint sealing (brass sections)*	4.4.1
Applicazione accessori / *Accessories installation*	
Saldatura cerniere a saldare / *Weld-on hinges welding*	4.4.5-7
Lavorazione per paraspiffero automatico / *Automatic door bottom seal working*	4.3.54-55

Preparazione per verniciatura e ossidazione / *Preparation for the powder coating – burnishing*	
Fori su telaio per scarichi liquidi pretrattamento / *Holes on frame for the drainage of pretreatment liquid*	5.1.4
Pulitura della superficie (ottone) / *Cleaning of the surface*	5.1.4

Montaggio accessori / *Accessories installation*	
Montaggio cerniere / *Hinges installation*	4.3.30-41
Montaggio serratura e incontri / *Lock and strikes installation*	4.5.24-27
Applicazione paraspiffero automatico / *Automatic door bottom seal installation*	4.3.54-55
Montaggio catenaccio / *Flush bolt installation*	4.3.51-53
Montaggio guarnizioni di battuta / *Gasket installation*	…
Sigillatura angolo nel TT / *Corner joint sealing*	4.5.1

Vetrazione / *Glazing*	
Applicazione clips fermavetro / G*lazing bead clips installation*	2.9.1-14
Applicazione vetro (spessoramento) / *Glazing installation (setting blocks)*	4.7.1

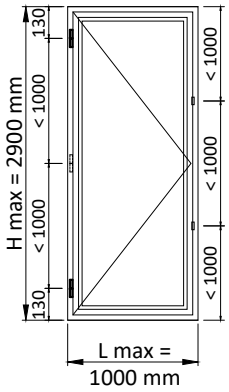

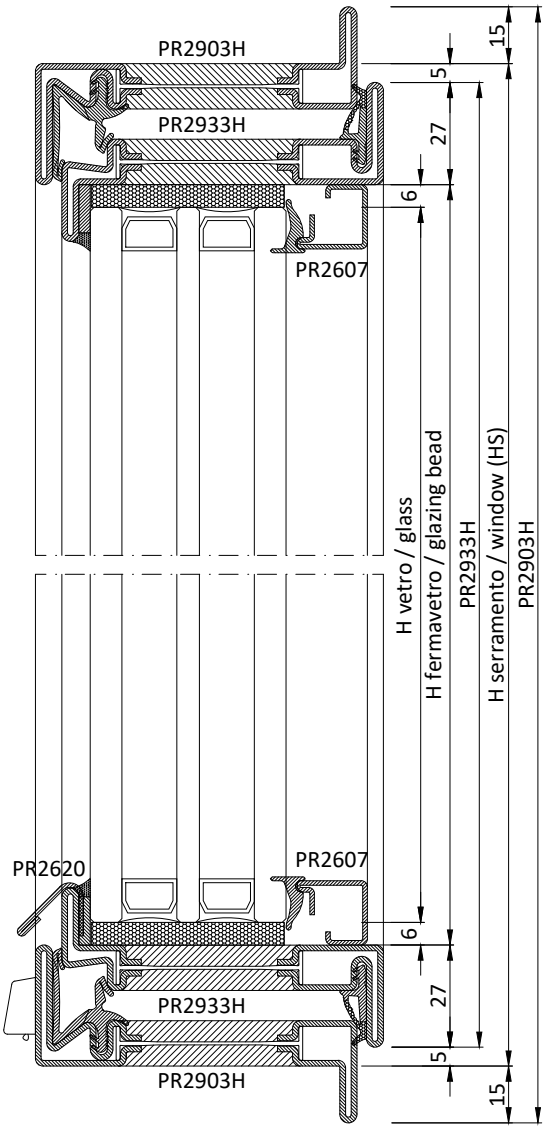

	PROFILI	*PROFILES*				
Cod.	Descrizione	*Description*	n°	Dim.	Taglio	*Cutting*
	Telaio	***Frame***				
PR2903H	Profilo a "Z" telaio	*"Z" profile frame*	2	LS+30	45°	45°
PR2903H	Profilo a "Z" telaio	*"Z" profile frame*	2	HS+30	45°	45°
	Anta	***Leaf***				
PR2933H	Profilo a "Z" anta	*"Z" profile leaf*	2	LS-10	45°	45°
PR2933H	Profilo a "Z" anta	*"Z" profile leaf*	2	HS-10	45°	45°
PR2620	Profilo battiacqua	*Water drip profile*	1	LS-69	90°	90°
	Fermavetri	***Glazing beads***				
PR2607	Profilo fermavetro	*Glazing bead profile*	2	LS-64	45°	45°
PR2607	Profilo fermavetro	*Glazing bead profile*	2	HS-64	45°	45°
	Vetri	***Glass unit***				
-	Vetrocamera	*Insulated glass*	1	LS-76 x HS-76		

	ACCESSORI	*HARDWARE*	
Cod.	Descrizione	*Description*	n°
AC2608	Clips fissaggio fermavetri	*Clips to secure glazing beads*	Var.
AC2617NG	Guarnizione d'angolo	*Vulcanised corner gasket*	4
AC2618	Scarico acqua	*Water drip*	Var.
AC2623.D-S	Kit cremonese	*Cremone bolt set*	1
AC2626R	Kit per terza chiusura	*Three-point lock system kit*	Var.
AC2627	Chiusura mediana lato cerniere	*Hinge-side middle closing*	Var.
AC	Cerniere	*Hinges*	Var.
ACV78..	Maniglia "Vitruvio"	*"Vitruvio" handle*	1
AC2803I*	Kit squadrette per PR2903H	*Corner brackets kit for PR2903H*	4
AC2833I*	Kit squadrette per PR2933H	*Corner brackets kit for PR2933H*	4

	GUARNIZIONI	*GASKETS*		
Cod.	Descrizione	*Description*	n°	Dim.
GE2600TT	Guarnizione esterna di battuta	*Rebating gasket*	1	2xLS+2xHS
GE2603	Guarnizione giunto aperto	*Weather strip for open joint*	1	2xLS+2xHS
GE2907TT	Guarnizione sotto vetro	*Gasket to put under the glass*	1	2xLS+2xHS
GU2036	Piattina adesiva fondo giunto	*Adhesive shim for joint*	1	2xLS+2xHS
GP0095	Guarnizione interna vetro	*Internal weather strip*	1	2xLS+2xHS

* solo con profili ottone
only with brass profiles

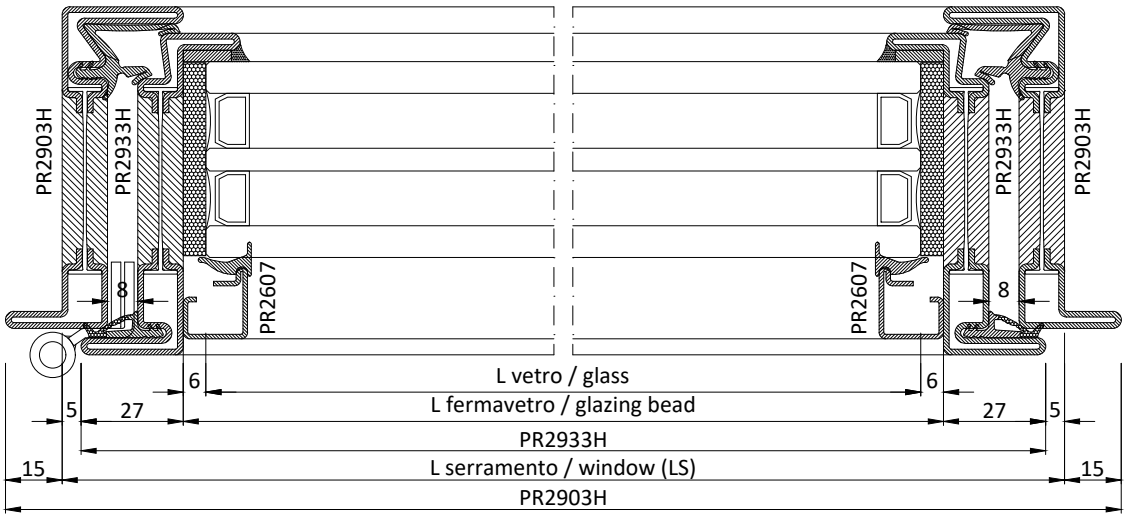

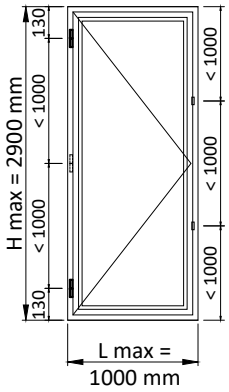

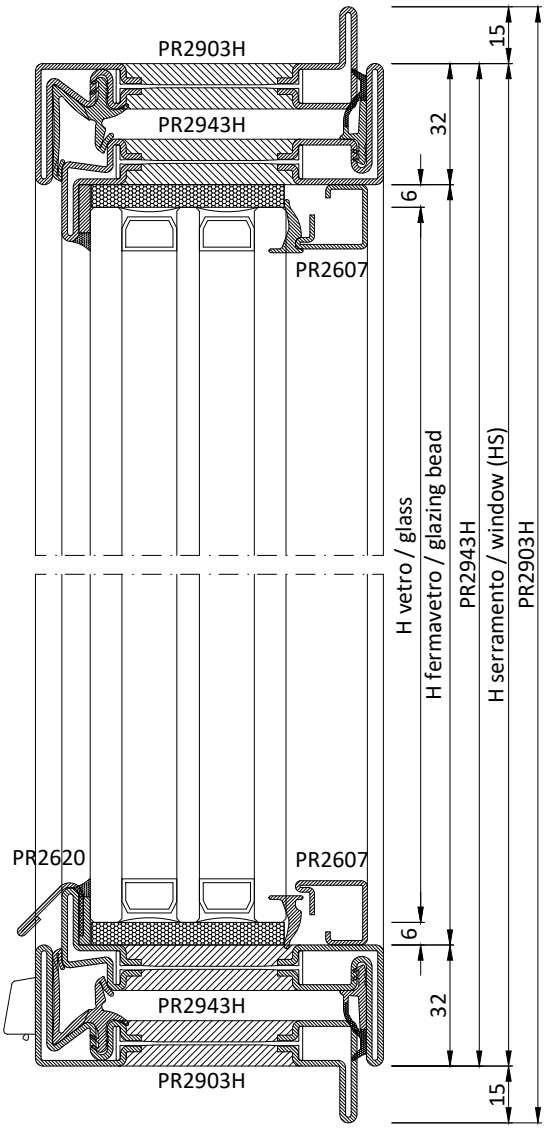

	PROFILI	*PROFILES*				
Cod.	Descrizione	*Description*	n°	Dim.	Taglio	*Cutting*
	Telaio	***Frame***				
PR2903H	Profilo a "Z" telaio	*"Z" profile frame*	2	LS+30	45°	45°
PR2903H	Profilo a "Z" telaio	*"Z" profile frame*	2	HS+30	45°	45°
	Anta	***Leaf***				
PR2943H	Profilo a "Z" anta	*"Z" profile leaf*	2	LS	45°	45°
PR2943H	Profilo a "Z" anta	*"Z" profile leaf*	2	HS	45°	45°
PR2620	Profilo battiacqua	*Water drip profile*	1	LS-69	90°	90°
	Fermavetri	***Glazing beads***				
PR2607	Profilo fermavetro	*Glazing bead profile*	2	LS-64	45°	45°
PR2607	Profilo fermavetro	*Glazing bead profile*	2	HS-64	45°	45°
	Vetri	***Glass unit***				
-	Vetrocamera	*Insulated glass*	1	LS-76 x HS-76		

	ACCESSORI	*HARDWARE*	
Cod.	Descrizione	*Description*	n°
AC2608	Clips fissaggio fermavetri	*Clips to secure glazing beads*	Var.
AC2617NG	Guarnizione d'angolo	*Vulcanised corner gasket*	4
AC2618	Scarico acqua	*Water drip*	Var.
AC2625.D-S	Kit cremonese	*Cremone bolt set*	1
AC2626R	Kit per terza chiusura	*Three-point lock system kit*	Var.
AC2627	Chiusura mediana lato cerniere	*Hinge-side middle closing*	Var.
AC	Cerniere	*Hinges*	Var.
ACV77..	Maniglia "Vitruvio"	*"Vitruvio" handle*	1
AC2803I*	Kit squadrette per PR2903H	*Corner brackets kit for PR2903H*	4
AC2843I*	Kit squadrette per PR2943H	*Corner brackets kit foPR2943H*	4

	GUARNIZIONI	*GASKETS*		
Cod.	Descrizione	*Description*	n°	Dim.
GE2645TT	Guarnizione esterna di battuta	*Rebating gasket*	1	2xLS+2xHS
GE2603	Guarnizione giunto aperto	*Weather strip for open joint*	1	2xLS+2xHS
GE2907TT	Guarnizione sotto vetro	*Gasket to put under the glass*	1	2xLS+2xHS
GU2036	Piattina adesiva fondo giunto	*Adhesive shim for joint*	1	2xLS+2xHS
GP0095	Guarnizione interna vetro	*Internal weather strip*	1	2xLS+2xHS

* solo con profili ottone
only with brass profiles

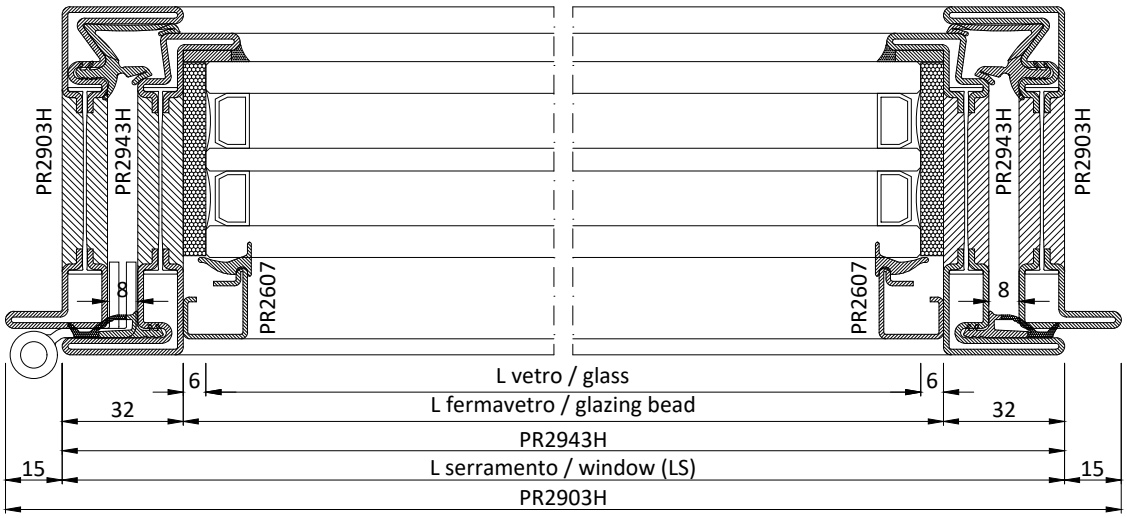

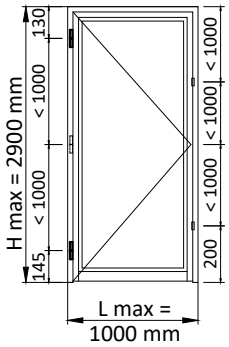

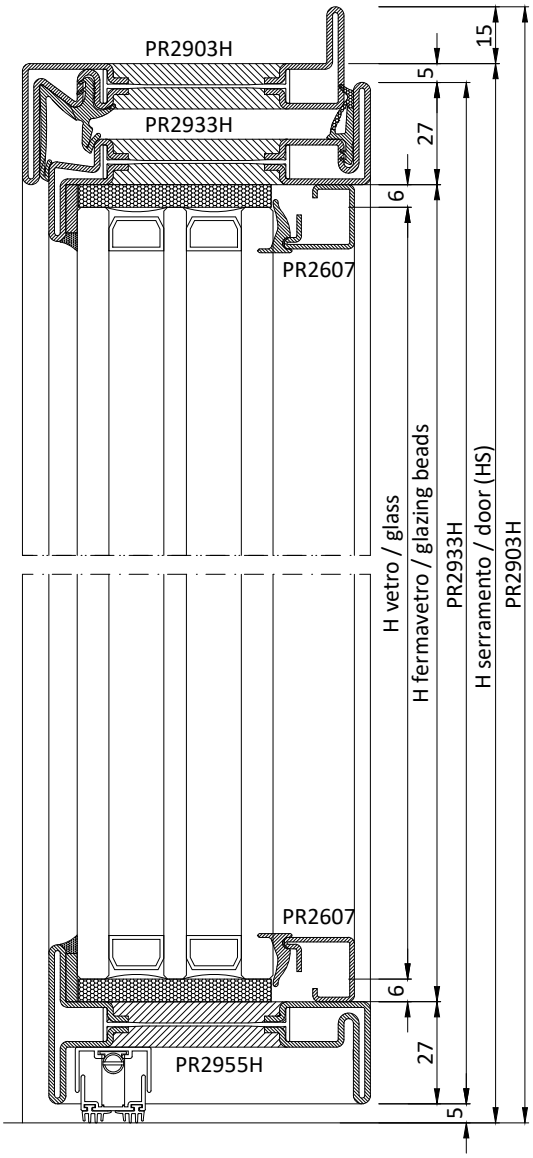

	PROFILI	***PROFILES***				
Cod.	Descrizione	*Description*	n°	Dim.	Taglio	*Cutting*
	Telaio	***Frame***				
PR2903H	Profilo a "Z" telaio	*"Z" profile frame*	1	LS+30	45°	45°
PR2903H	Profilo a "Z" telaio	*"Z" profile frame*	1	HS+15	45°	90°
PR2903H	Profilo a "Z" telaio	*"Z" profile frame*	1	HS+15	90°	45°
	Anta	***Leaf***				
PR2933H	Profilo a "Z" anta	*"Z" profile leaf*	1	LS-10	45°	45°
PR2933H	Profilo a "Z" anta	*"Z" profile leaf*	1	HS-10	45°	90°
PR2933H	Profilo a "Z" anta	*"Z" profile leaf*	1	HS-10	90°	45°
PR2955H	Profilo Zoccolo	*Socle profile*	1	LS-64	90°	90°
	Fermavetri	***Glazing beads***				
PR2607	Profilo fermavetro	*Glazing bead profile*	2	LS-64	45°	45°
PR2607	Profilo fermavetro	*Glazing bead profile*	2	HS-64	45°	45°
	Vetri	***Glass unit***				
-	Vetrocamera	*Insulated glass*	1	LS-76 x HS-76		

	ACCESSORI	***HARDWARE***	
Cod.	Descrizione	*Description*	n°
AC2608	Clips fissaggio fermavetri	*Clips to secure glazing beads*	Var.
AC2617NG	Guarnizione d'angolo	*Vulcanised corner gasket*	2
AC2636.x	Guarnizione automatica	*Automatic underdoor seal gasket*	1
AC	Serratura	*Lock*	1
AC2695.D-S	Punto di chiusura agg. (con AC2694)	*Additional closing*	Opz.
AC2696-7	Scatola copri serratura	*Lock cover box*	1
AC	Cerniere	*Hinges*	Var.
ACV95..	Maniglia "Vitruvio"	*"Vitruvio" handle*	1
ACV075	Quadro per man. "Vitruvio"	*Spindle bar for "Vitruvio" han.*	1
AC2803I*	Kit squadrette per PR2903H	*Corner brackets kit for PR2903H*	2
AC2833I*	Kit squadrette per PR2933H	*Corner brackets kit for PR2933H*	2

	GUARNIZIONI	***GASKETS***		
Cod.	Descrizione	*Description*	n°	Dim.
GE2600TT	Guarnizione esterna di battuta	*Rebating gasket*	1	1xLS+2xHS
GE2603	Guarnizione giunto aperto	*Weather strip for open joint*	1	1xLS+2xHS
GE2907TT	Guarnizione sotto vetro	*Gasket to put under the glass*	1	2xLS+2xHS
GU2036	Piattina adesiva fondo giunto	*Adhesive shim for joint*	1	2xLS+2xHS
GP0095	Guarnizione interna vetro	*Internal weather strip*	1	2xLS+2xHS

* solo con profili ottone
only with brass profiles

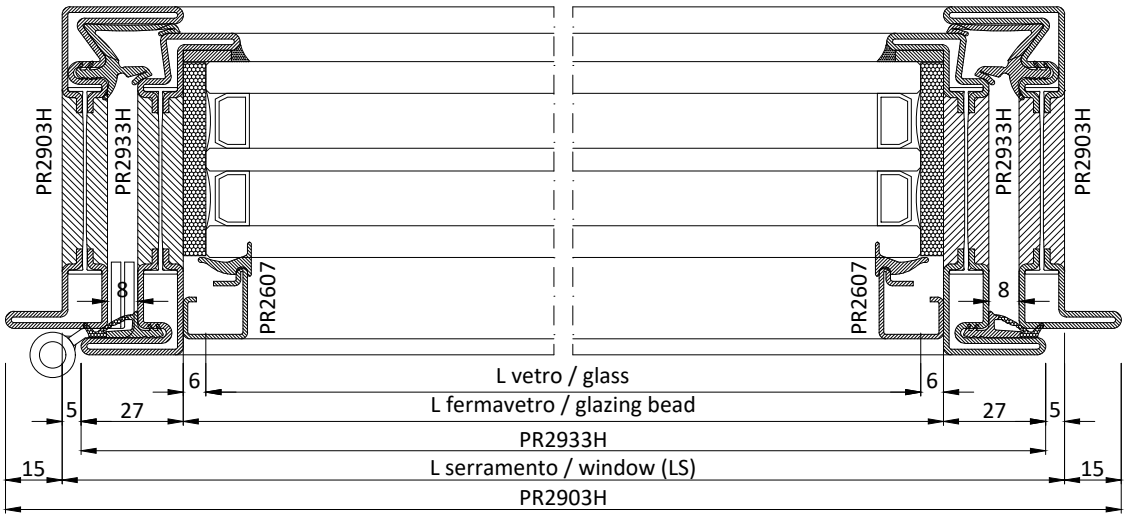

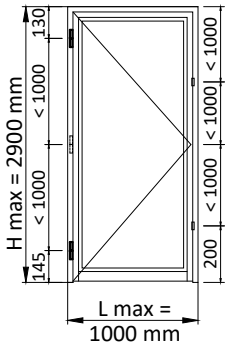

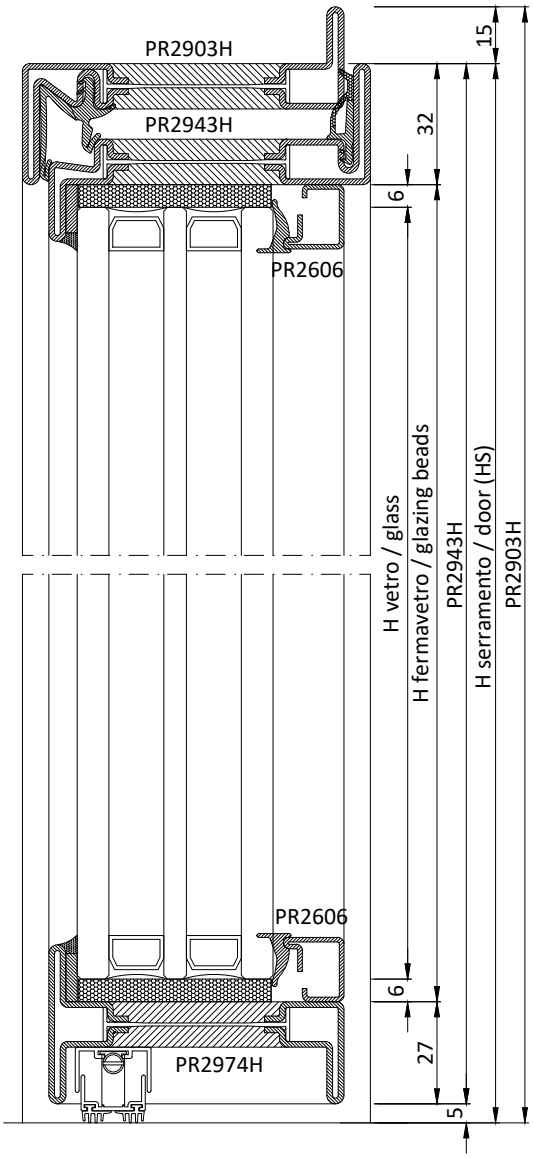

	PROFILI	***PROFILES***				
Cod.	Descrizione	*Description*	n°	Dim.	Taglio	*Cutting*
	Telaio	***Frame***				
PR2903H	Profilo a "Z" telaio	*"Z" profile frame*	1	LS+30	45°	45°
PR2903H	Profilo a "Z" telaio	*"Z" profile frame*	1	HS+15	45°	90°
PR2903H	Profilo a "Z" telaio	*"Z" profile frame*	1	HS+15	90°	45°
	Anta	***Leaf***				
PR2943H	Profilo a "Z" anta	*"Z" profile leaf*	1	LS	45°	45°
PR2943H	Profilo a "Z" anta	*"Z" profile leaf*	1	HS-5	45°	90°
PR2943H	Profilo a "Z" anta	*"Z" profile leaf*	1	HS-5	90°	45°
PR2973H	Profilo Zoccolo	*Socle profile*	1	LS-64	90°	90°
	Fermavetri	***Glazing beads***				
PR2606	Profilo fermavetro	*Glazing bead profile*	2	LS-64	45°	45°
PR2606	Profilo fermavetro	*Glazing bead profile*	2	HS-64	45°	45°
	Vetri	***Glass unit***				
-	Vetrocamera	*Insulated glass*	1	LS-76 x HS-76		

	ACCESSORI	***HARDWARE***	
Cod.	Descrizione	*Description*	n°
AC2608	Clips fissaggio fermavetri	*Clips to secure glazing beads*	Var.
AC2617NG	Guarnizione d'angolo	*Vulcanised corner gasket*	2
AC2636.x	Guarnizione automatica	*Automatic underdoor seal gasket*	1
AC	Serratura	*Lock*	1
AC2695.D-S	Punto di chiusura agg. (con AC2694)	*Additional closing*	Opz.
AC2696-7	Scatola copri serratura	*Lock cover box*	1
AC	Cerniere	*Hinges*	Var.
ACV95..	Maniglia "Vitruvio"	*"Vitruvio" handle*	1
ACV075	Quadro per man. "Vitruvio"	*Spindle bar for "Vitruvio" han.*	1
AC2803I*	Kit squadrette per PR2903H	*Corner brackets kit for PR2903H*	2
AC2843I*	Kit squadrette per PR2943H	*Corner brackets kit for PR2943H*	2

	GUARNIZIONI	***GASKETS***		
Cod.	Descrizione	*Description*	n°	Dim.
GE2645TT	Guarnizione esterna di battuta	*Rebating gasket*	1	1xLS+2xHS
GE2603	Guarnizione giunto aperto	*Weather strip for open joint*	1	1xLS+2xHS
GE2907TT	Guarnizione sotto vetro	*Gasket to put under the glass*	1	2xLS+2xHS
GU2036	Piattina adesiva fondo giunto	*Adhesive shim for joint*	1	2xLS+2xHS
GP0095	Guarnizione interna vetro	*Internal weather strip*	1	2xLS+2xHS

* solo con profili ottone
only with brass profiles

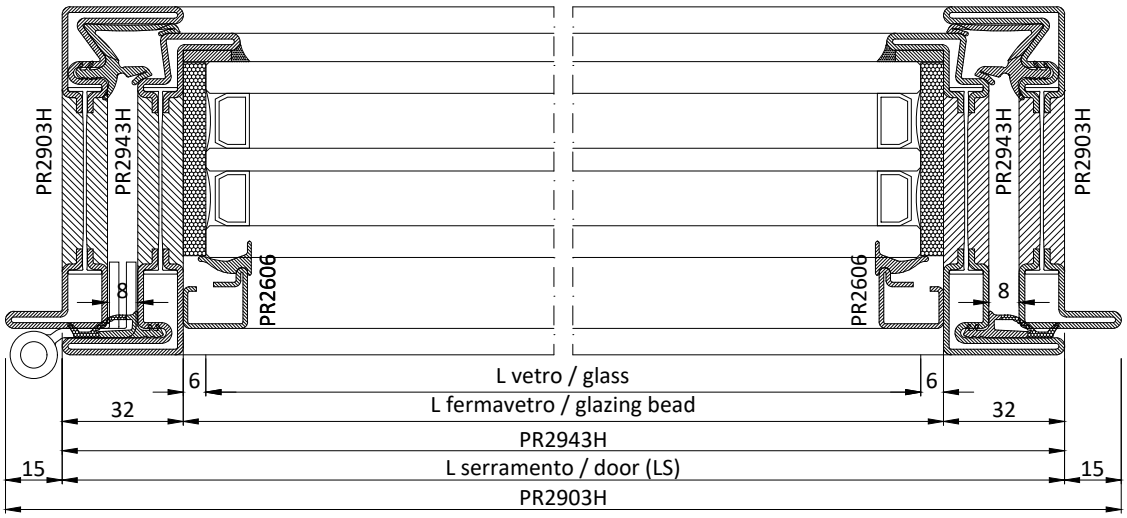

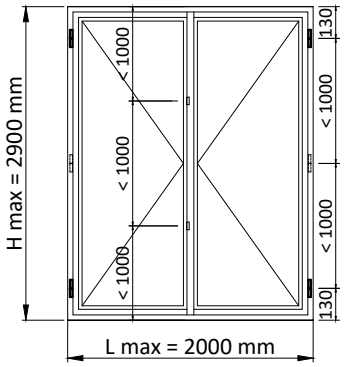

	PROFILI	***PROFILES***				
Cod.	Descrizione	*Description*	n°	Dim.	Taglio	*Cutting*
	Telaio	***Frame***				
PR2903H	Profilo a "Z" telaio	*"Z" profile frame*	2	LS+30	45°	45°
PR2903H	Profilo a "Z" telaio	*"Z" profile frame*	2	HS+30	45°	45°
	Anta	***Leaf***				
PR2933H	Profilo a "Z" anta	*"Z" profile leaf*	4	LS/2+6	45°	45°
PR2933H	Profilo a "Z" anta	*"Z" profile leaf*	3	HS-10	45°	45°
PR2932H	Profilo a "T" anta	*"T" profile leaf*	1	HS	45°	45°
PR2610	Profilo riporto per cremonese	*additional profile for cremone*	1	HS-10	90°	90°
PR2620	Profilo battiacqua	*Water drip profile*	2	LS/2-53	90°	90°
	Fermavetri	***Glazing beads***				
PR2607	Profilo fermavetro	*Glazing bead profile*	4	LS/2-48	45°	45°
PR2607	Profilo fermavetro	*Glazing bead profile*	4	HS-64	45°	45°
	Vetri	***Glass unit***				
-	Vetrocamera	*Insulated glass*	2	LS/2-60 x HS-76		

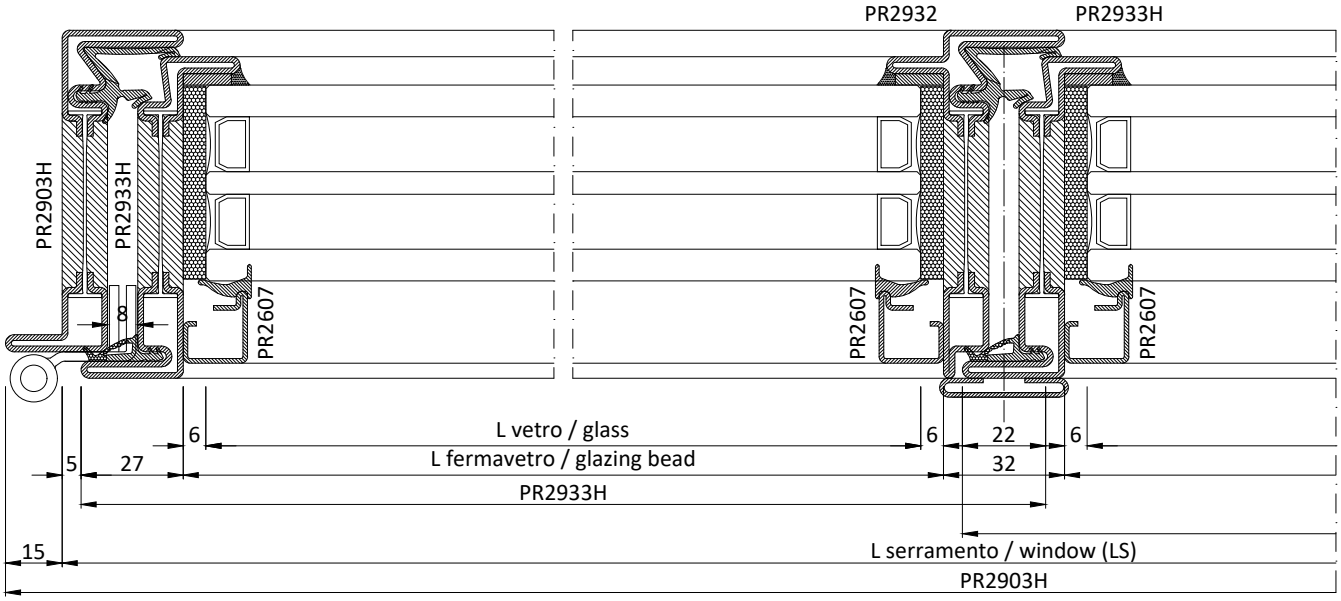

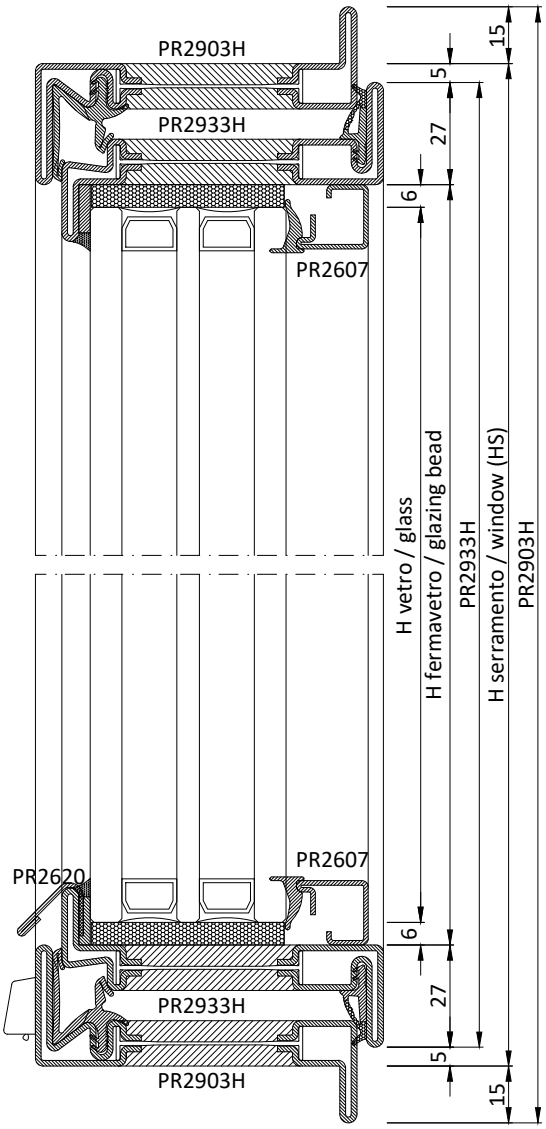

	ACCESSORI	*HARDWARE*	
Cod.	Descrizione	*Description*	n°
AC2608	Clips fissaggio fermavetri	*Clips to secure glazing beads*	Var.
AC2610	Accessorio fissaggio PR2610	*Accessories for fixing PR2610*	Var.
AC2617NG	Guarnizione d'angolo	*Vulcanised corner gasket*	4
AC2618	Scarico acqua	*Water drip*	Var.
AC2622	Fermo a scatto per 2^ anta	*Snapper for second leaf window*	1
AC2624.D-S	Kit cremonese	*Cremone bolt set*	1
AC2626R	Kit per terza chiusura	*Three-point lock system kit*	Var.
AC2627	Chiusura mediana lato cerniere	*Hinge-side middle closing*	Var.
AC2651	Fondino per 2^ anta	*Botton plate for second leaf*	2
AC	Cerniere	*Hinges*	Var.
ACV77..	Maniglia "Vitruvio"	*"Vitruvio" handle*	1
AC2803I*	Kit squadrette per PR2903H	*Corner brackets kit for PR2903H*	4
AC2832I*	Kit squadrette per PR2933H-32H	*Corner brackets kit for PR2933-32H*	2
AC2833I*	Kit squadrette per PR2933H	*Corner brackets kit for PR2933H*	6

	GUARNIZIONI	*GASKETS*		
Cod.	Descrizione	*Description*	n°	Dim.
GE2600TT	Guarnizione esterna di battuta	*Rebating gasket*	1	2xLS+3xHS
GE2603	Guarnizione giunto aperto	*Weather strip for open joint*	1	2xLS+3xHS
GE2907TT	Guarnizione sotto vetro	*Gasket to put under the glass*	1	2xLS+4xHS
GU2036	Piattina adesiva fondo giunto	*Adhesive shim for joint*	1	2xLS+4xHS
GP0095	Guarnizione interna vetro	*Internal weather strip*	1	2xLS+4xHS

* solo con profili ottone
only with brass profiles



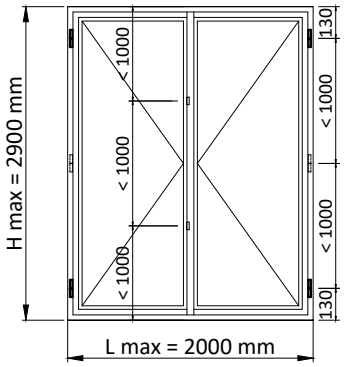

	PROFILI	***PROFILES***				
Cod.	Descrizione	*Description*	n°	Dim.	Taglio	*Cutting*
	Telaio	***Frame***				
PR2903H	Profilo a "Z" telaio	*"Z" profile frame*	2	LS+30	45°	45°
PR2903H	Profilo a "Z" telaio	*"Z" profile frame*	2	HS+30	45°	45°
	Anta	***Leaf***				
PR2943H	Profilo a "Z" anta	*"Z" profile leaf*	4	LS/2+16	45°	45°
PR2943H	Profilo a "Z" anta	*"Z" profile leaf*	3	HS	45°	45°
PR2942H	Profilo a "T" anta	*"T" profile leaf*	1	HS	45°	45°
PR2620	Profilo battiacqua	*Water drip profile*	2	LS/2-53	90°	90°
	Fermavetri	***Glazing beads***				
PR2606	Profilo fermavetro	*Glazing bead profile*	4	LS/2-48	45°	45°
PR2606	Profilo fermavetro	*Glazing bead profile*	4	HS-64	45°	45°
	Vetri	***Glass unit***				
-	Vetrocamera	*Insulated glass*	2	LS/2-60 x HS-76		

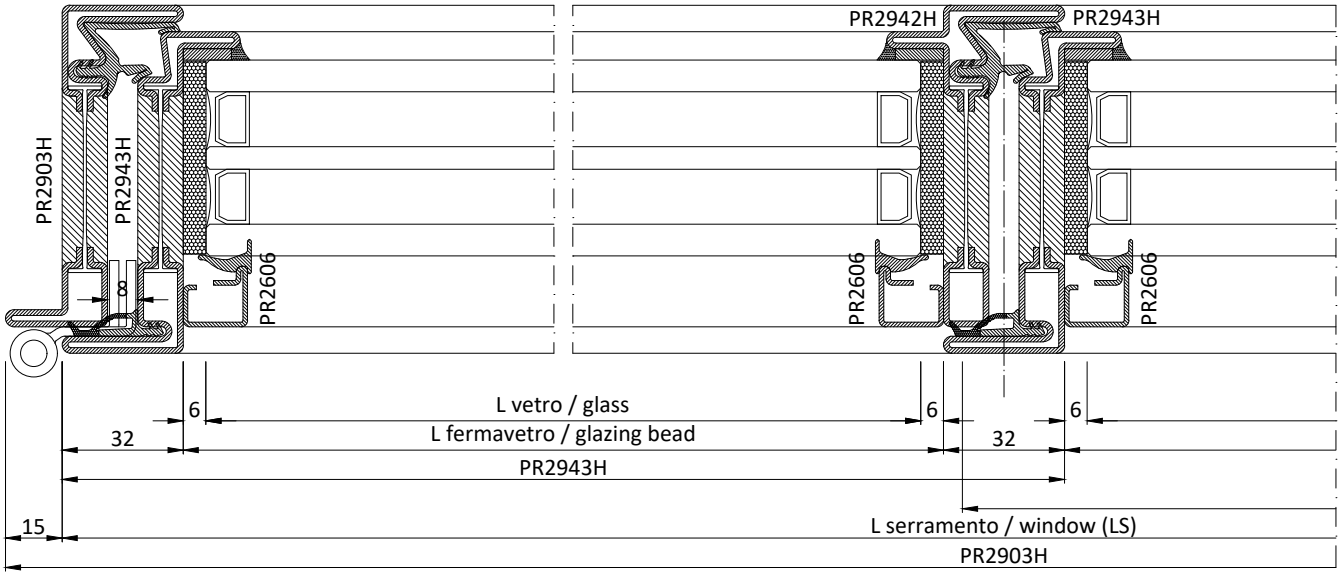



	ACCESSORI	HARDWARE	
Cod.	Descrizione	*Description*	n°
AC2608	Clips fissaggio fermavetri	*Clips to secure glazing beads*	Var.
AC2617N	Guarnizione d'angolo	*Vulcanised corner gasket*	4
AC2618	Scarico acqua	*Water drip*	Var.
AC2622	Fermo a scatto per 2^ anta	*Snapper for second leaf window*	1
AC2624.D-S	Kit cremonese	*Cremone bolt set*	1
AC2626R	Kit per terza chiusura	*Three-point lock system kit*	Var.
AC2627	Chiusura mediana lato cerniere	*Hinge-side middle closing*	Var.
AC2652	Fondino per 2^ anta	*Botton plate for second leaf*	2
AC	Cerniere	*Hinges*	Var.
ACV77..	Maniglia "Vitruvio"	*"Vitruvio" handle*	1
AC2803I*	Kit squadrette per PR2903H	*Corner brackets kit for PR2903H*	4
AC2832I*	Kit squadrette per PR2943H-42H	*Corner brackets kit for PR2943-42H*	2
AC2843I*	Kit squadrette per PR2943H	*Corner brackets kit for PR2943H*	6

	GUARNIZIONI	GASKETS		
Cod.	Descrizione	*Description*	n°	Dim.
GE2645TT	Guarnizione esterna di battuta	*Rebating gasket*	1	2xLS+3xHS
GE2603	Guarnizione giunto aperto	*Weather strip for open joint*	1	2xLS+3xHS
GE2907TT	Guarnizione sotto vetro	*Gasket to put under the glass*	1	2xLS+4xHS
GU2036	Piattina adesiva fondo giunto	*Adhesive shim for joint*	1	2xLS+4xHS
GP0095	Guarnizione interna vetro	*Internal weather strip*	1	2xLS+4xHS

* solo con profili ottone
only with brass profiles



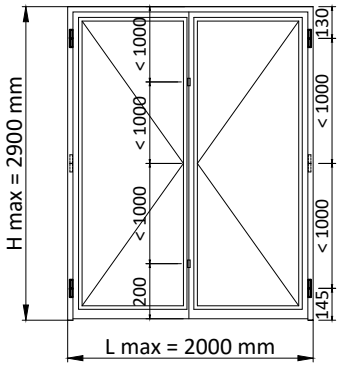

	PROFILI	***PROFILES***				
Cod.	Descrizione	*Description*	n°	Dim.	Taglio	*Cutting*
	Telaio	***Frame***				
PR2903H	Profilo a "Z" telaio	*"Z" profile frame*	1	LS+30	45°	45°
PR2903H	Profilo a "Z" telaio	*"Z" profile frame*	1	HS+15	45°	90°
PR2903H	Profilo a "Z" telaio	*"Z" profile frame*	1	HS+15	90°	45°
	Anta	***Leaf***				
PR2933H	Profilo a "Z" anta	*"Z" profile leaf*	2	LS/2+6	45°	45°
PR2933H	Profilo a "Z" anta	*"Z" profile leaf*	2	HS-10	45°	90°
PR2933H	Profilo a "Z" anta	*"Z" profile leaf*	1	HS-10	90°	45°
PR2932H	Profilo a "T" anta	*"T" profile leaf*	1	HS-5	90°	45°
PR2955H	Profilo Zoccolo	*Socle profile*	2	LS/2-48	90°	90°
	Fermavetri	***Glazing beads***				
PR2607	Profilo fermavetro	*Glazing bead profile*	4	LS/2-48	45°	45°
PR2607	Profilo fermavetro	*Glazing bead profile*	4	HS-64	45°	45°
	Vetri	***Glass unit***				
-	Vetrocamera	*Insulated glass*	2	LS/2-60 x HS-76		

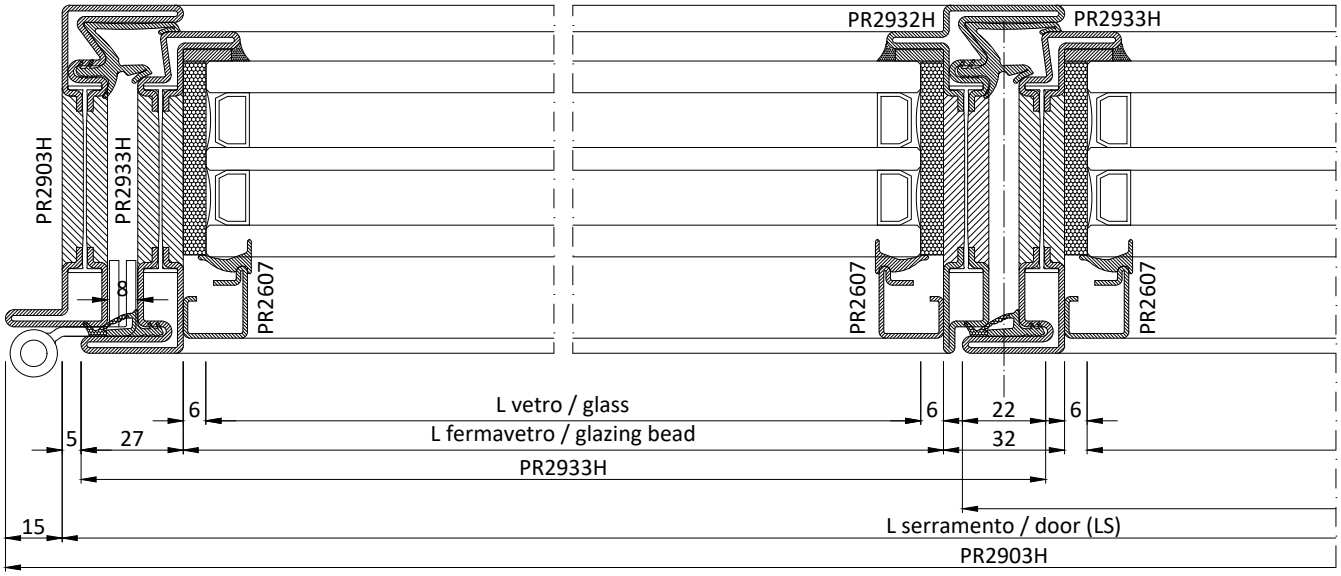

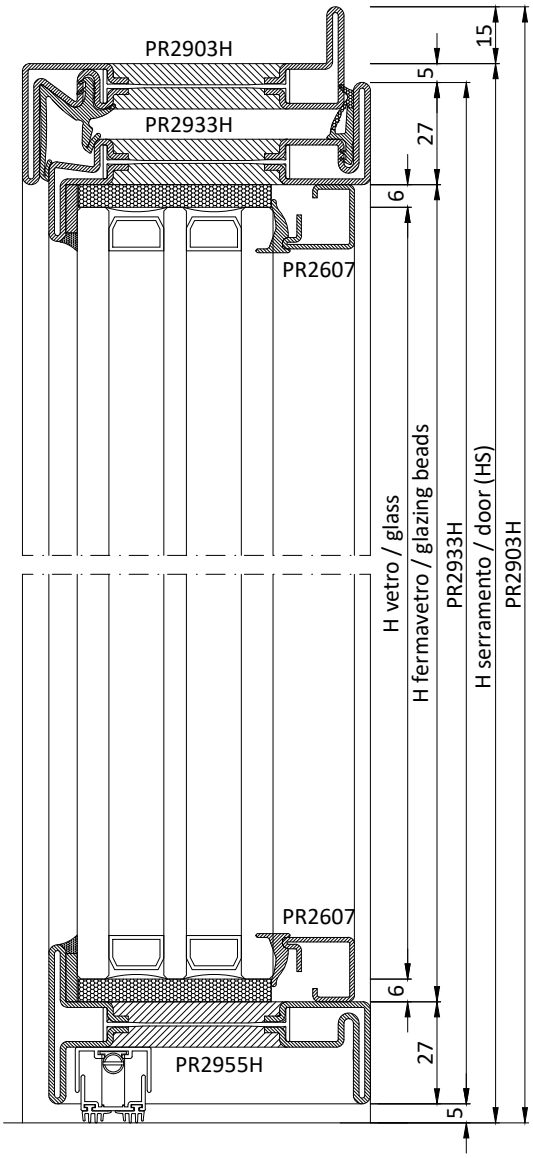

	ACCESSORI	HARDWARE		
Cod.	Descrizione	*Description*	n°	
AC2608	Clips fissaggio fermavetri	*Clips to secure glazing beads*	Var.	
AC2617NG	Guarnizione d'angolo	*Vulcanised corner gasket*	2	
AC2621G.B	Catenaccio 2^ anta (h 220)	*Second leaf bolt*	1	
AC2621G.C	Catenaccio 2^ anta (h 650)	*Second leaf bolt*	1	
AC2636.x	Guarnizione automatica	*Automatic underdoor seal gasket*	2	
AC2651	Fondino per 2^ anta	*Botton plate for second leaf*	1	
AC	Serratura	*Lock*	1	
AC2695.D-S	Punto di chiusura agg. (con AC2694)	*Additional closing*	Opz.	
AC2696-7	Scatola copri serratura	*Lock cover box*	1	
AC	Cerniere	*Hinges*	Var.	
ACV95..	Maniglia "Vitruvio"	*"Vitruvio" handle*	1	
ACV075	Quadro per man. "Vitruvio"	*Spindle bar for "Vitruvio" han.*	1	
AC2803I*	Kit squadrette per PR2903H	*Corner brackets kit for PR2903*	2	
AC2832I*	Kit squadrette per PR2933H-32H	*Corner brackets kit for PR2933H-32H*	1	
AC2833I*	Kit squadrette per PR2933H	*Corner brackets kit for PR2933H*	3	
	GUARNIZIONI	***GASKETS***		
Cod.	Descrizione	*Description*	n°	Dim.
GE2600TT	Guarnizione esterna di battuta	*Rebating gasket*	1	1xLS+3xHS
GE2603	Guarnizione giunto aperto	*Weather strip for open joint*	1	1xLS+3xHS
GE2907TT	Guarnizione sotto vetro	*Gasket to put under the glass*	1	2xLS+4xHS
GU2036	Piattina adesiva fondo giunto	*Adhesive shim for joint*	1	2xLS+4xHS
GP0095	Guarnizione interna vetro	*Internal weather strip*	1	2xLS+4xHS

* solo con profili ottone
only with brass profiles

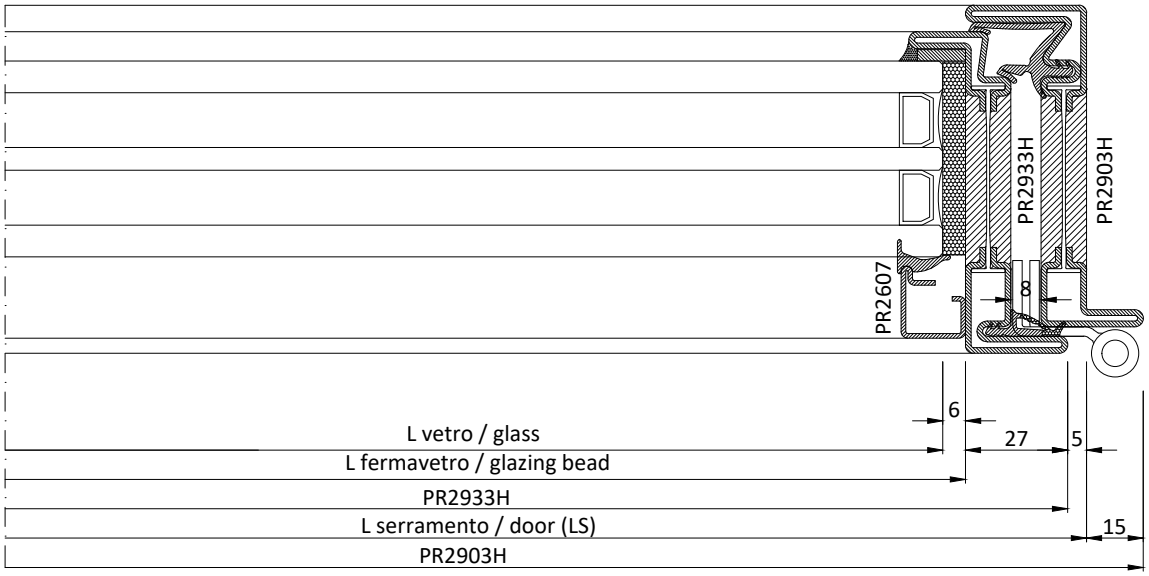

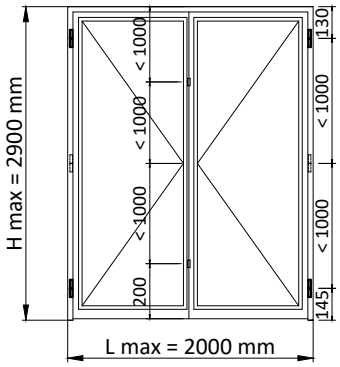

	PROFILI	***PROFILES***				
Cod.	Descrizione	*Description*	n°	Dim.	Taglio	*Cutting*
	Telaio	***Frame***				
PR2903H	Profilo a "Z" telaio	*"Z" profile frame*	1	LS+30	45°	45°
PR2903H	Profilo a "Z" telaio	*"Z" profile frame*	1	HS+15	45°	90°
PR2903H	Profilo a "Z" telaio	*"Z" profile frame*	1	HS+15	90°	45°
	Anta	***Leaf***				
PR2943H	Profilo a "Z" anta	*"Z" profile leaf*	2	LS/2+16	45°	45°
PR2943H	Profilo a "Z" anta	*"Z" profile leaf*	2	HS-5	45°	90°
PR2943H	Profilo a "Z" anta	*"Z" profile leaf*	1	HS-5	90°	45°
PR2942H	Profilo a "T" anta	*"T" profile leaf*	1	HS-5	90°	45°
PR2974H	Profilo Zoccolo	*Socle profile*	2	LS/2-48	90°	90°
	Fermavetri	***Glazing beads***				
PR2606	Profilo fermavetro	*Glazing bead profile*	4	LS/2-48	45°	45°
PR2606	Profilo fermavetro	*Glazing bead profile*	4	HS-64	45°	45°
	Vetri	***Glass unit***				
-	Vetrocamera	*Insulated glass*	2	LS/2-60 x HS-76		

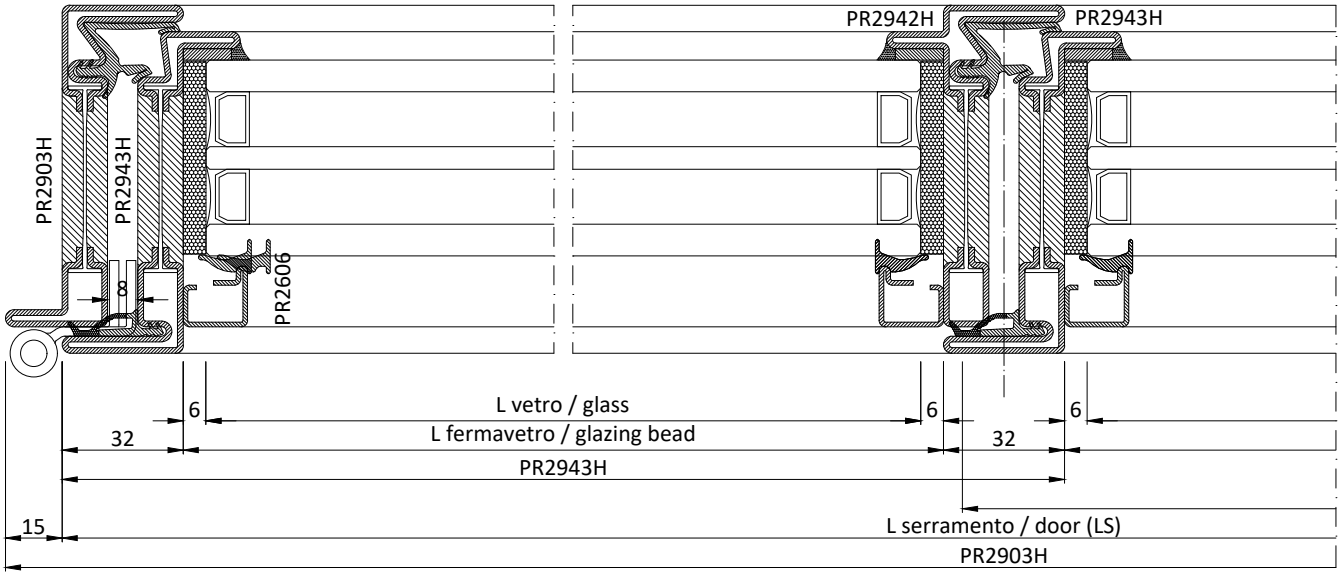

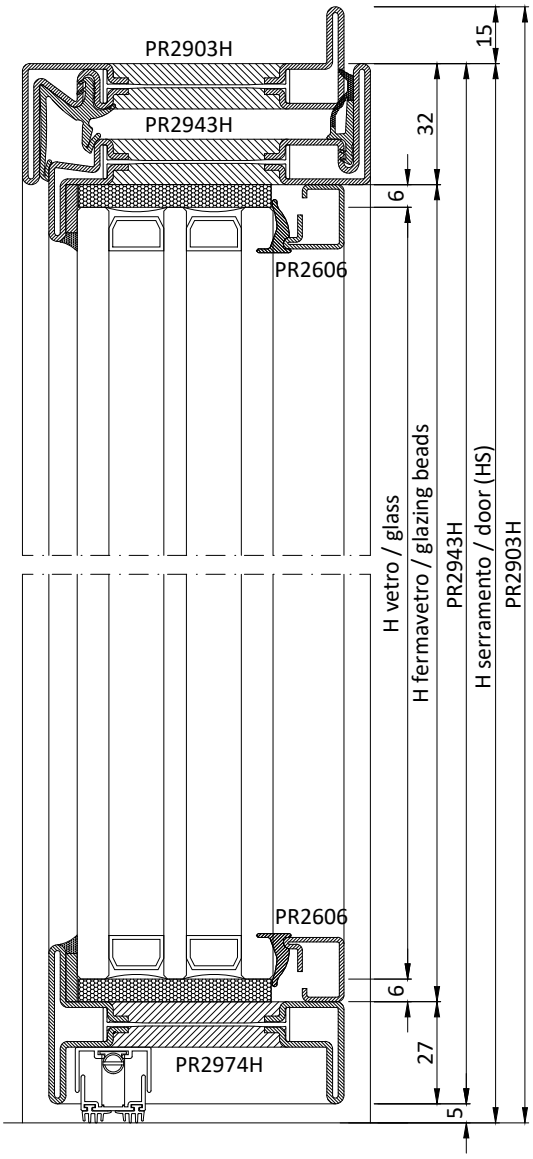

	ACCESSORI	HARDWARE		
Cod.	Descrizione	*Description*	n°	
AC2608	Clips fissaggio fermavetri	*Clips to secure glazing beads*	Var.	
AC2617NG	Guarnizione d'angolo	*Vulcanised corner gasket*	2	
AC2621G.B	Catenaccio 2^ anta (h 220)	*Second leaf bolt*	1	
AC2621G.C	Catenaccio 2^ anta (h 650)	*Second leaf bolt*	1	
AC2636.x	Guarnizione automatica	*Automatic underdoor seal gasket*	2	
AC2652	Fondino per 2^ anta	*Botton plate for second leaf*	1	
AC	Serratura	*Lock*	1	
AC2695.D-S	Punto di chiusura agg. (con AC2694)	*Additional closing*	Opz.	
AC2696-7	Scatola copri serratura	*Lock cover box*	1	
AC	Cerniere	*Hinges*	Var.	
ACV95..	Maniglia "Vitruvio"	*"Vitruvio" handle*	1	
ACV075	Quadro per man. "Vitruvio"	*Spindle bar for "Vitruvio" han.*	1	
AC2803I*	Kit squadrette per PR2903H	*Corner brackets kit for PR2903H*	2	
AC2832I*	Kit squadrette per PR2943H-32H	*Corner brackets kit for PR2943H-32H*	1	
AC2843I*			3	
	GUARNIZIONI	***GASKETS***		
Cod.	Descrizione	*Description*	n°	Dim.
GE2645TT	Guarnizione esterna di battuta	*Rebating gasket*	1	1xLS+3xHS
GE2603	Guarnizione giunto aperto	*Weather strip for open joint*	1	1xLS+3xHS
GE2907TT	Guarnizione sotto vetro	*Gasket to put under the glass*	1	2xLS+4xHS
GU2036	Piattina adesiva fondo giunto	*Adhesive shim for joint*	1	2xLS+4xHS
GP0095	Guarnizione interna vetro	*Internal weather strip*	1	2xLS+4xHS

* solo con profili ottone
only with brass profiles

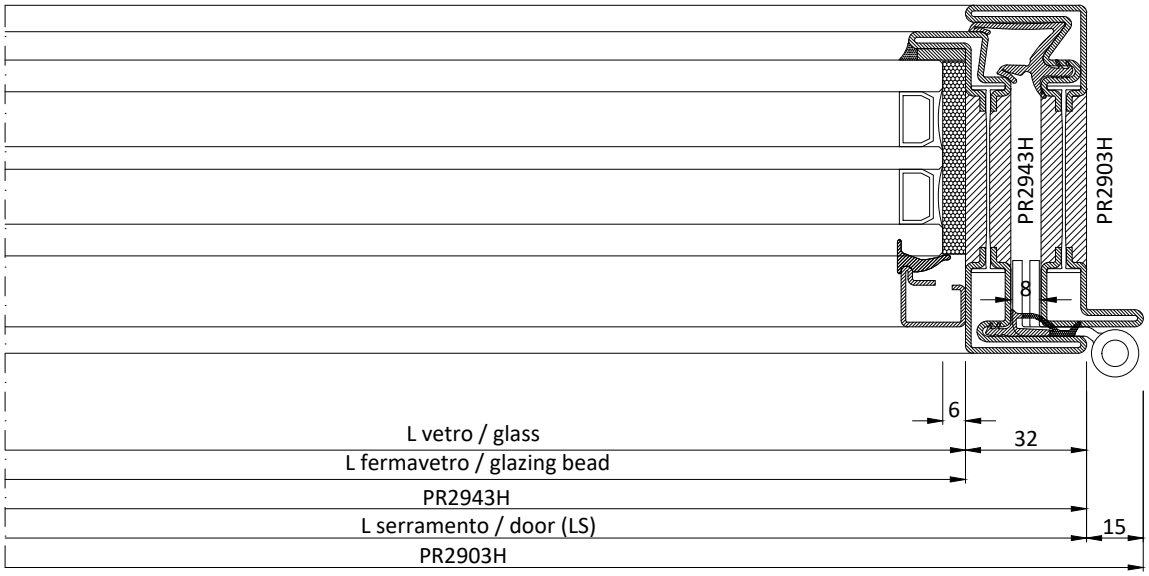

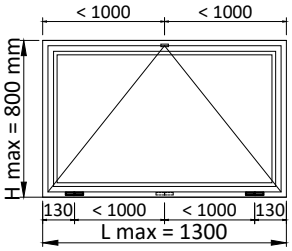

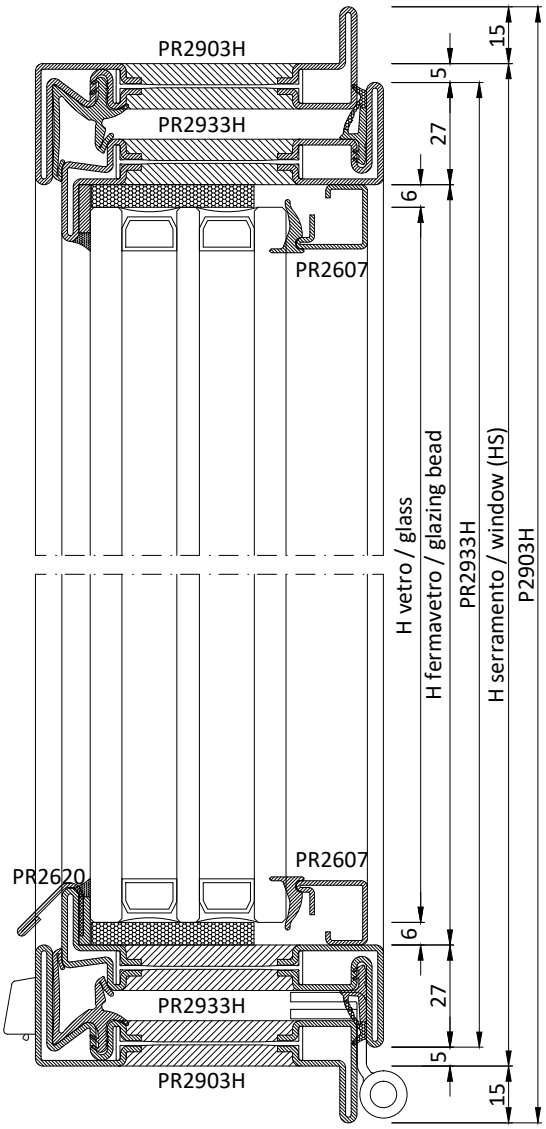

	PROFILI	*PROFILES*				
Cod.	Descrizione	*Description*	n°	Dim.	Taglio	*Cutting*
	Telaio	***Frame***				
PR2903H	Profilo a "Z" telaio	*"Z" profile frame*	2	LS+30	45°	45°
PR2903H	Profilo a "Z" telaio	*"Z" profile frame*	2	HS+30	45°	45°
	Anta	***Leaf***				
PR2933H	Profilo a "Z" anta	*"Z" profile leaf*	2	LS-10	45°	45°
PR2933H	Profilo a "Z" anta	*"Z" profile leaf*	2	HS-10	45°	45°
PR2620H	Profilo battiacqua	*Water drip profile*	1	LS-69	90°	90°
	Fermavetri	***Glazing beads***				
PR2607	Profilo fermavetro	*Glazing bead profile*	2	LS-64	45°	45°
PR2607	Profilo fermavetro	*Glazing bead profile*	2	HS-64	45°	45°
	Vetri	***Glass unit***				
-	Vetrocamera	*Insulated glass*	1	LS-76 x HS-76		

	ACCESSORI	*HARDWARE*	
Cod.	Descrizione	*Description*	n°
AC2608	Clips fissaggio fermavetri	*Clips to secure glazing beads*	Var.
AC2617NG	Guarnizione d'angolo	*Vulcanised corner gasket*	4
AC2618	Scarico acqua	*Water drip*	Var.
AC2640..	Cricchetto per vasistas	*Finger catch for bottom-hung windows*	1
AC2641	Braccetti per vasistas	*Stays for bottom-hung windows*	1
AC	Cerniere	*Hinges*	Var.
AC2803I*	Kit squadrette per PR2903H	*Corner brackets kit for PR2903H*	4
AC2833I*	Kit squadrette per PR2933H	*Corner brackets kit for PR2933H*	4

	GUARNIZIONI	*GASKETS*		
Cod.	Descrizione	*Description*	n°	Dim.
GE2600TT	Guarnizione esterna di battuta	*Rebating gasket*	1	2xLS+2xHS
GE2603	Guarnizione giunto aperto	*Weather strip for open joint*	1	2xLS+2xHS
GE2907TT	Guarnizione sotto vetro	*Gasket to put under the glass*	1	2xLS+2xHS
GU2036	Piattina adesiva fondo giunto	*Adhesive shim for joint*	1	2xLS+2xHS
GP0095	Guarnizione interna vetro	*Internal weather strip*	1	2xLS+2xHS

* solo con profili ottone
only with brass profiles

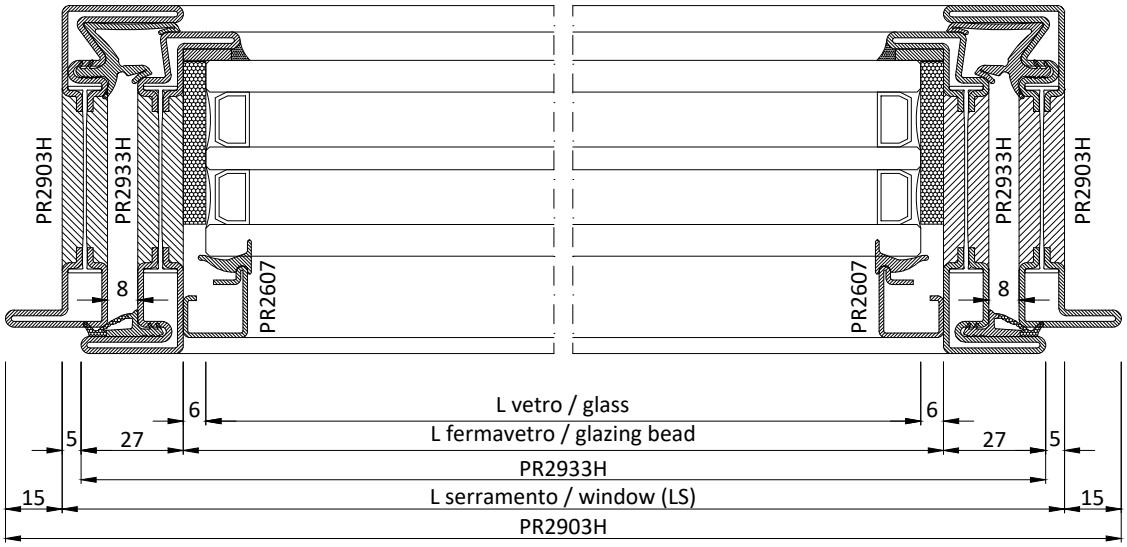

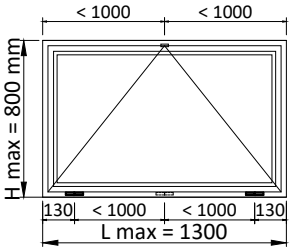

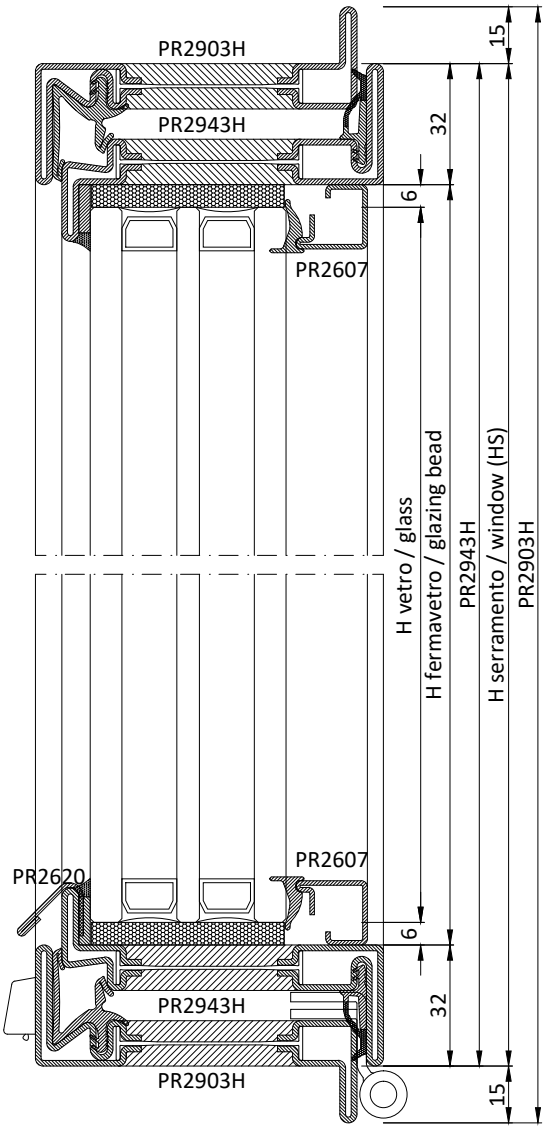

	PROFILI	*PROFILES*				
Cod.	Descrizione	*Description*	n°	Dim.	Taglio	*Cutting*
	Telaio	***Frame***				
PR2903H	Profilo a "Z" telaio	*"Z" profile frame*	2	LS+30	45°	45°
PR2903H	Profilo a "Z" telaio	*"Z" profile frame*	2	HS+30	45°	45°
	Anta	***Leaf***				
PR2943H	Profilo a "Z" anta	*"Z" profile leaf*	2	LS	45°	45°
PR2943H	Profilo a "Z" anta	*"Z" profile leaf*	2	HS	45°	45°
PR2620H	Profilo battiacqua	*Water drip profile*	1	LS-69	90°	90°
	Fermavetri	***Glazing beads***				
PR2607	Profilo fermavetro	*Glazing bead profile*	2	LS-64	45°	45°
PR2607	Profilo fermavetro	*Glazing bead profile*	2	HS-64	45°	45°
	Vetri	***Glass unit***				
-	Vetrocamera	*Insulated glass*	1	LS-76 x HS-76		

	ACCESSORI	*HARDWARE*	
Cod.	Descrizione	*Description*	n°
AC2608	Clips fissaggio fermavetri	*Clips to secure glazing beads*	Var.
AC2617NG	Guarnizione d'angolo	*Vulcanised corner gasket*	4
AC2618	Scarico acqua	*Water drip*	Var.
AC2640..	Cricchetto per vasistas	*Finger catch for bottom-hung windows*	1
AC2641	Braccetti per vasistas	*Stays for bottom-hung windows*	1
AC	Cerniere	*Hinges*	Var.
AC2803I*	Kit squadrette per PR2903H	*Corner brackets kit for PR2903H*	4
AC2843I*	Kit squadrette per PR2943H	*Corner brackets kit for PR2943H*	4

	GUARNIZIONI	*GASKETS*		
Cod.	Descrizione	*Description*	n°	Dim.
GE2645TT	Guarnizione esterna di battuta	*Rebating gasket*	1	2xLS+2xHS
GE2603	Guarnizione giunto aperto	*Weather strip for open joint*	1	2xLS+2xHS
GE2907TT	Guarnizione sotto vetro	*Gasket to put under the glass*	1	2xLS+2xHS
GU2036	Piattina adesiva fondo giunto	*Adhesive shim for joint*	1	2xLS+2xHS
GP0095	Guarnizione interna vetro	*Internal weather strip*	1	2xLS+2xHS

* solo con profili ottone
only with brass profiles

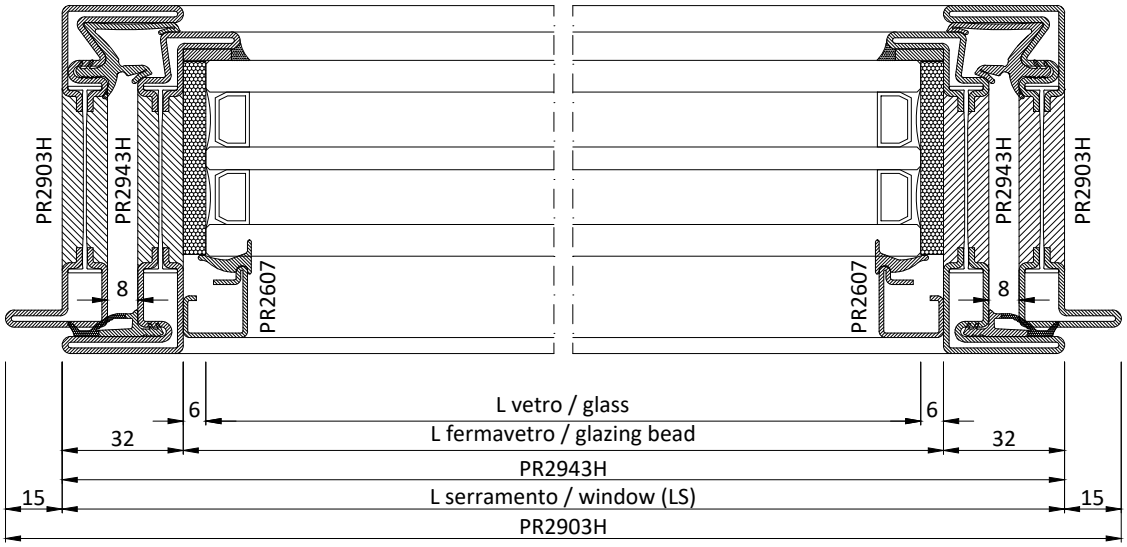

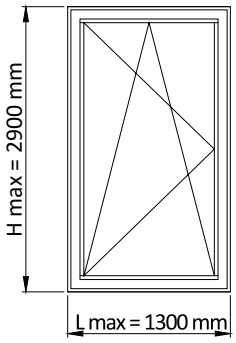



	PROFILI	*PROFILES*				
Cod.	Descrizione	*Description*	n°	Dim.	Taglio	*Cutting*
	Telaio	***Frame***				
PR2503H	Profilo a "Z" telaio	*"Z" profile frame*	2	LS+30	45°	45°
PR2503H	Profilo a "Z" telaio	*"Z" profile frame*	2	HS+30	45°	45°
	Anta	***Leaf***				
PR2543H	Profilo a "Z" anta	*"Z" profile leaf*	2	LS	45°	45°
PR2543H	Profilo a "Z" anta	*"Z" profile leaf*	2	HS	45°	45°
PR2620	Profilo battiacqua	*Water drip profile*	1	LS-69	90°	90°
	Fermavetri	***Glazing beads***				
PR2606	Profilo fermavetro	*Glazing bead profile*	2	LS-64	45°	45°
PR2606	Profilo fermavetro	*Glazing bead profile*	2	HS-64	45°	45°
	Vetri	***Glass unit***				
-	Vetrocamera	*Insulated glass*	1	LS-76 x HS-76		

	ACCESSORI	*HARDWARE*	
Cod.	Descrizione	*Description*	n°
AC2803IR*	Kit squadrette per PR2503H	*Corner joint kit for PR2503H*	4
AC2843IR*	Kit squadrette per PR2543H	*Corner joint kit for PR2543H*	4
AC2617N	Guarnizione d'angolo	*Vulcanised corner gasket*	4
AC2618	Scarico acqua	*Water drip*	Var.
AGE581-2..	Meccanismo Anta Ribalta	*Tilt and Turn mechanism*	1
ACV97..	Maniglia "Vitruvio"	*"Vitruvio" handle*	1
AC2556	Meccanismo DK	*External tilt & turn mechanism*	1
AC2608AR	Clips fissaggio fermavetri	*Clips to secure glazing beads*	Var.
CV1242	Viti fissaggio ferramenta	*Hardware fixing screws*	12
CV1243	Viti fissaggio ferramenta	*Hardware fixing screws*	Var.
CV1244	Viti fissaggio ferramenta	*Hardware fixing screws*	2
CV1271	Viti fissaggio ferramenta	*Hardware fixing screws*	Var.

	GUARNIZIONI	*GASKETS*		
Cod.	Descrizione	*Description*	n°	Dim.
GE2543TT	Guarnizione esterna di battuta	*Rebating gasket*	1	2xLS+2xHS
GE2603	Guarnizione giunto aperto	*Weather strip for open joint*	1	2xLS+2xHS
GE2907TT	Guarnizione sotto vetro	*Gasket to put under the glass*	1	2xLS+2xHS
GU2036	Piattina adesiva fondo giunto	*Adhesive shim for joint*	1	2xLS+2xHS
GP0095	Guarnizione interna vetro	*Internal weather strip*	1	2xLS+2xHS

* solo con profili ottone
only with brass profiles

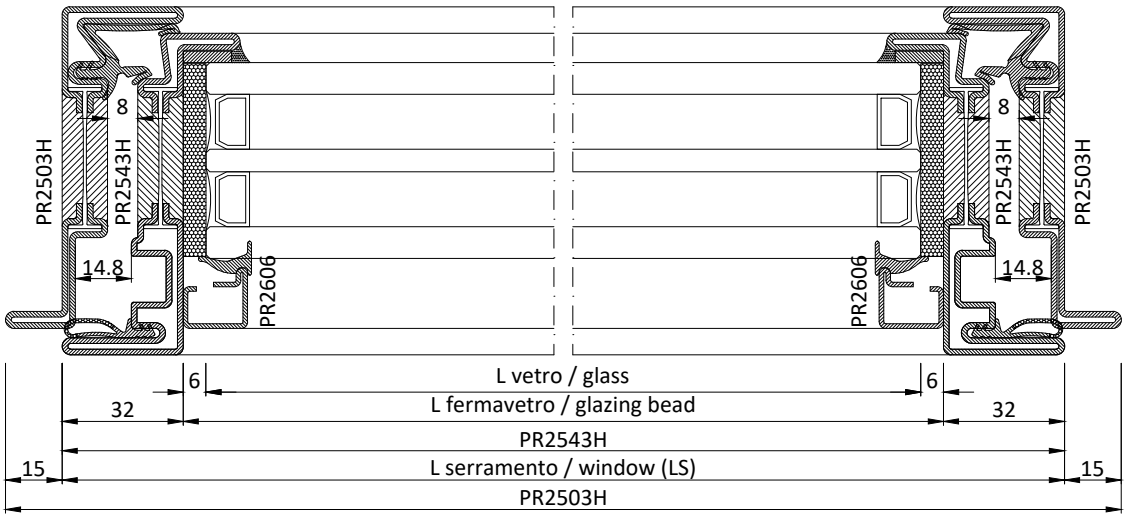

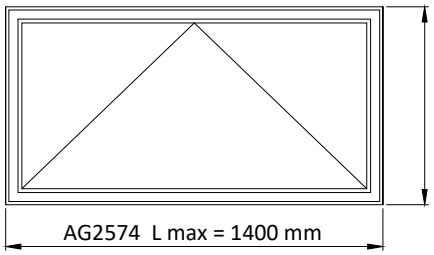



	PROFILI	*PROFILES*				
Cod.	Descrizione	*Description*	n°	Dim.	Taglio	*Cutting*
	Telaio	***Frame***				
PR2503H	Profilo a "Z" telaio	*"Z" profile frame*	2	LS+30	45°	45°
PR2503H	Profilo a "Z" telaio	*"Z" profile frame*	2	HS+30	45°	45°
	Anta	***Leaf***				
PR2543H	Profilo a "Z" anta	*"Z" profile leaf*	2	LS	45°	45°
PR2543H	Profilo a "Z" anta	*"Z" profile leaf*	2	HS	45°	45°
PR2620	Profilo battiacqua	*Water drip profile*	1	LS-69	90°	90°
	Fermavetri	***Glazing beads***				
PR2606	Profilo fermavetro	*Glazing bead profile*	2	LS-64	45°	45°
PR2606	Profilo fermavetro	*Glazing bead profile*	2	HS-64	45°	45°
	Vetri	***Glass unit***				
-	Vetrocamera	*Insulated glass*	1	LS-76 x HS-76		

	ACCESSORI	*HARDWARE*	
Cod.	Descrizione	*Description*	n°
AC2803IR*	Kit squadrette per PR2503H	*Corner joint kit for PR2503H*	4
AC2843IR*	Kit squadrette per PR2543H	*Corner joint kit for PR2543H*	4
AC2617N	Guarnizione d'angolo	*Vulcanised corner gasket*	4
AC2618	Scarico acqua	*Water drip*	Var.
AG2574..	Meccanismo Anta	*Mechanism*	1
AG2580	Cerniere a scomparsa	*Concealed hinges*	1
ACV97..	Maniglia "Vitruvio"	*"Vitruvio" handle*	1
AC2556	Meccanismo DK	*External tilt & turn mechanism*	1
AC2608AR	Clips fissaggio fermavetri	*Clips to secure glazing beads*	Var.
CV1242	Viti fissaggio ferramenta	*Hardware fixing screws*	12
CV1243	Viti fissaggio ferramenta	*Hardware fixing screws*	Var.
CV1271	Viti fissaggio ferramenta	*Hardware fixing screws*	Var.

	GUARNIZIONI	*GASKETS*		
Cod.	Descrizione	*Description*	n°	Dim.
GE2543TT	Guarnizione esterna di battuta	*Rebating gasket*	1	2xLS+2xHS
GE2603	Guarnizione giunto aperto	*Weather strip for open joint*	1	2xLS+2xHS
GE2907TT	Guarnizione sotto vetro	*Gasket to put under the glass*	1	2xLS+2xHS
GU2036	Piattina adesiva fondo giunto	*Adhesive shim for joint*	1	2xLS+2xHS
GP0095	Guarnizione interna vetro	*Internal weather strip*	1	2xLS+2xHS

* solo con profili ottone
only with brass profiles

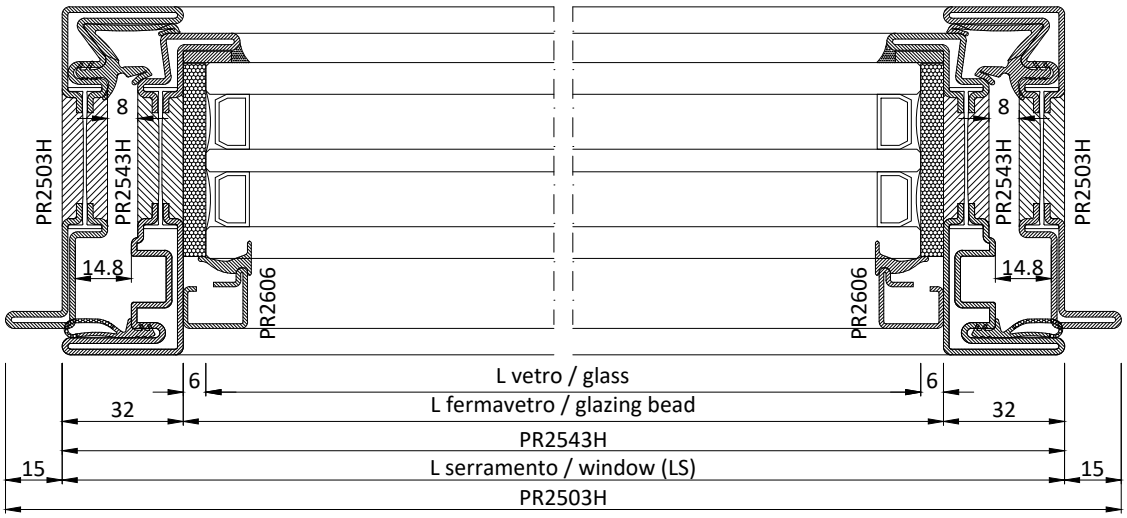

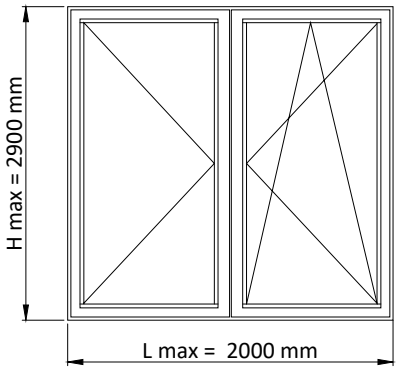

	PROFILI	***PROFILES***				
Cod.	Descrizione	*Description*	n°	Dim.	Taglio	*Cutting*
	Telaio	***Frame***				
PR2503H	Profilo a "Z" telaio	*"Z" profile frame*	2	LS+30	45°	45°
PR2503H	Profilo a "Z" telaio	*"Z" profile frame*	2	HS+30	45°	45°
	Anta	***Leaf***				
PR2543H	Profilo a "Z" anta	*"Z" profile leaf*	4	LS/2+16	45°	45°
PR2543H	Profilo a "Z" anta	*"Z" profile leaf*	3	HS	45°	45°
PR2542H	Profilo a "T" anta	*"T" profile leaf*	1	HS	45°	45°
PR2620	Profilo battiacqua	*Water drip profile*	2	LS/2-53	90°	90°
	Fermavetri	***Glazing beads***				
PR2606	Profilo fermavetro	*Glazing bead profile*	4	LS/2-48	45°	45°
PR2606	Profilo fermavetro	*Glazing bead profile*	4	HS-64	45°	45°
	Vetri	***Glass unit***				
-	Vetrocamera	*Insulated glass*	2	LS/2-60 x HS-76		

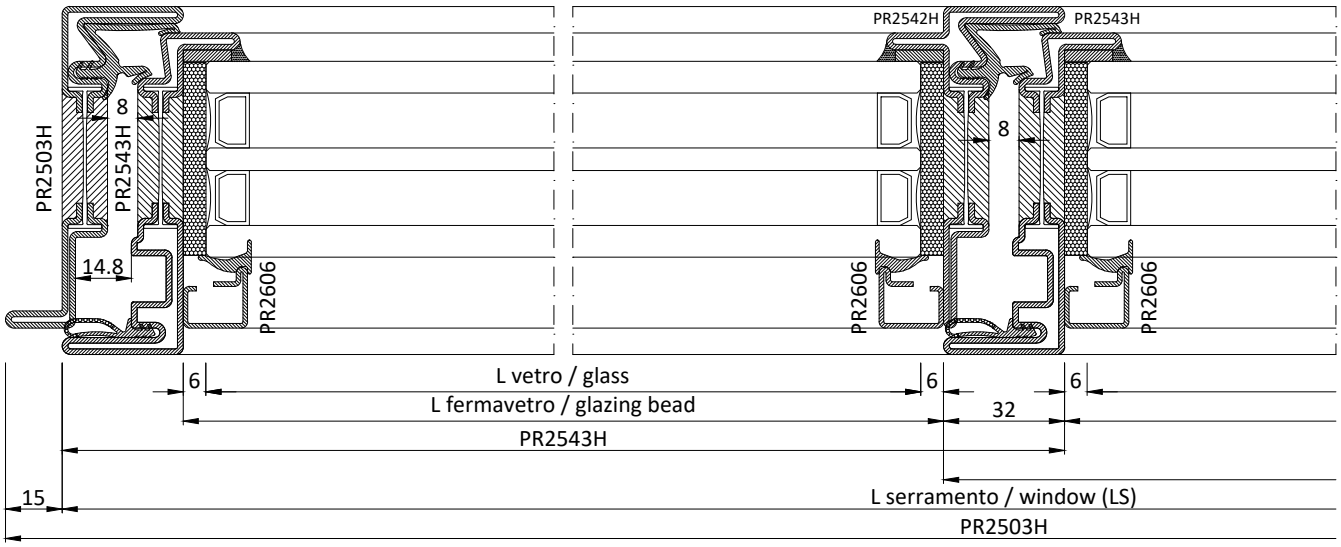

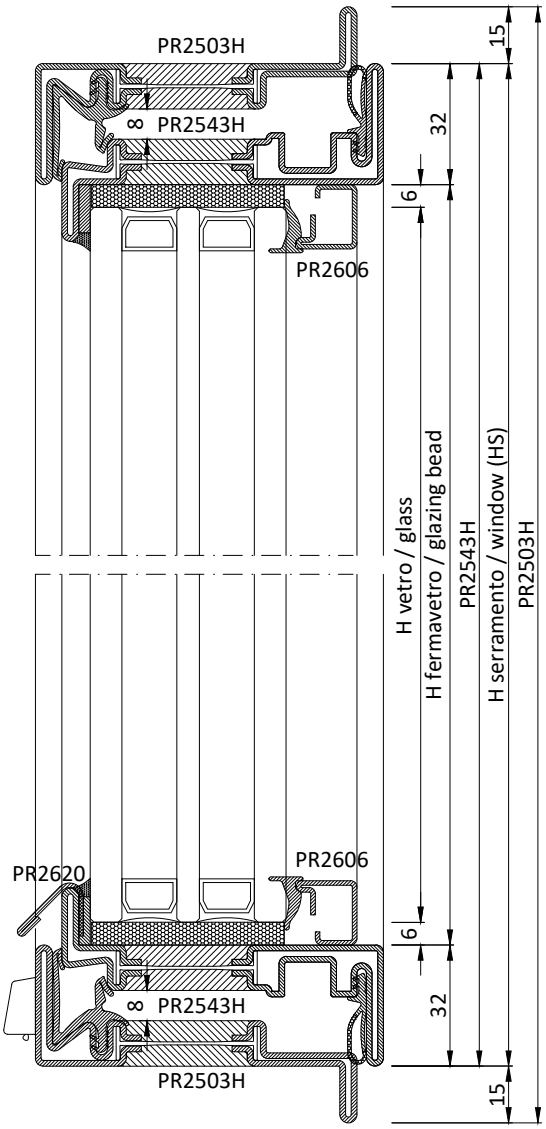

	ACCESSORI	*HARDWARE*	
Cod.	Descrizione	*Description*	n°
AC2803IR*	Kit sq. per PR2503-2542/43H	*Joint kit for PR2503-2542/43H*	6
AC2843IR*	Kit squadrette per PR2543H	*Corner joint kit for PR2543H*	6
AC2514	Kit inversione battuta 2^ anta	*2nd leaf reverse closure kit*	1
AC2617N	Guarnizione d'angolo	*Vulcanised corner gasket*	4
AC2618	Scarico acqua	*Water drip*	Var.
AGE581-2..	Meccanismo Anta Ribalta	*Tilt and Turn mechanism*	1
AGE585-6..	Meccanismo Anta Ribalta 2^ anta	*2nd leaf tilt/turn mechanism*	1
ACV97..	Maniglia "Vitruvio"	*"Vitruvio" handle*	1
AC2556	Meccanismo DK	*External tilt & turn mechanism*	1
AC2608AR	Clips fissaggio fermavetri	*Clips to secure glazing beads*	Var.
CV1242	Viti fissaggio ferramenta	*Hardware fixing screws*	22
CV1243	Viti fissaggio ferramenta	*Hardware fixing screws*	Var.
CV1244	Viti fissaggio ferramenta	*Hardware fixing screws*	2
CV1271	Viti fissaggio ferramenta	*Hardware fixing screws*	Var.

	GUARNIZIONI	*JOINTS*		
Cod.	Descrizione	*Description*	n°	Dim.
GE2543TT	Guarnizione esterna di battuta	*Rebating gasket*	1	2xLS+3xHS
GE2603	Guarnizione giunto aperto	*Weather strip for open joint*	1	2xLS+3xHS
GE2907TT	Guarnizione sotto vetro	*Gasket to put under the glass*	1	2xLS+4xHS
GU2036	Piattina adesiva fondo giunto	*Adhesive shim for joint*	1	2xLS+4xHS
GP0095	Guarnizione interna vetro	*Internal weather strip*	1	2xLS+4xHS

** solo con profili ottone
only with brass profiles

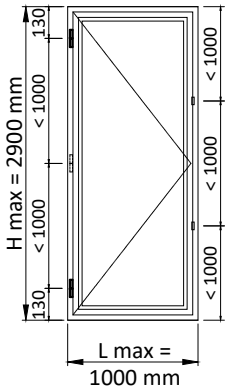



	PROFILI	*PROFILES*				
Cod.	Descrizione	*Description*	n°	Dim.	Taglio	*Cutting*
	Telaio	***Frame***				
PR2963H	Profilo a "Z" telaio	*"Z" profile frame*	2	LS+30	45°	45°
PR2963H	Profilo a "Z" telaio	*"Z" profile frame*	2	HS+30	45°	45°
PR2670H	Profilo battiacqua	*Water drip profile*	1	LS+30	90°	90°
	Anta	***Leaf***				
PR2962H	Profilo a "T" anta	*"T" profile leaf*	2	LS	45°	45°
PR2962H	Profilo a "T" anta	*"T" profile leaf*	2	HS	45°	45°
	Fermavetri	***Glazing beads***				
PR2606	Profilo fermavetro	*Glazing bead profile*	2	LS-64	45°	45°
PR2606	Profilo fermavetro	*Glazing bead profile*	2	HS-64	45°	45°
	Vetri	***Glass unit***				
-	Vetrocamera	*Insulated glass*	1	LS-76 x HS-76		

	ACCESSORI	*HARDWARE*	
Cod.	Descrizione	*Description*	n°
AC2608	Clips fissaggio fermavetri	*Clips to secure glazing beads*	Var.
AC2626R	Kit per terza chiusura	*Three-point lock system kit*	Var.
AC2627	Chiusura mediana lato cerniere	*Hinge-side middle closing*	Var.
AC2680 ..	Maniglia di trascinamento	*Dragging leaf handle*	1
AC2683.D-S	Kit cremonese	*Cremone bolt set*	1
AC2687	Braccetti limitatori	*Casement stays*	Opz.
AC	Cerniere	*Hinges*	Var.
ACV77..	Maniglia "Vitruvio"	*"Vitruvio" handle*	1
AC2803I*	Kit squadrette per PR2963H	*Corner brackets kit for PR2963H*	4
AC2862I*	Kit squadrette per PR2962H	*Corner brackets kit for PR2962H*	4

	GUARNIZIONI	*GASKETS*		
Cod.	Descrizione	*Description*	n°	Dim.
GE2645TT	Guarnizione esterna di battuta	*Rebating gasket*	2	4xLS+4xHS
GE2907TT	Guarnizione sotto vetro	*Gasket to put under the glass*	1	2xLS+2xHS
GU2036	Piattina adesiva fondo giunto	*Adhesive shim for joint*	1	2xLS+2xHS
GP0095	Guarnizione interna vetro	*Internal weather strip*	1	2xLS+2xHS

* solo con profili ottone
only with brass profiles



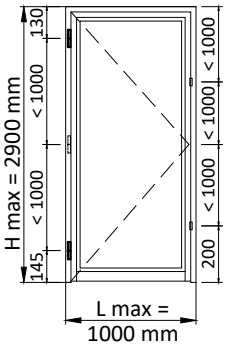

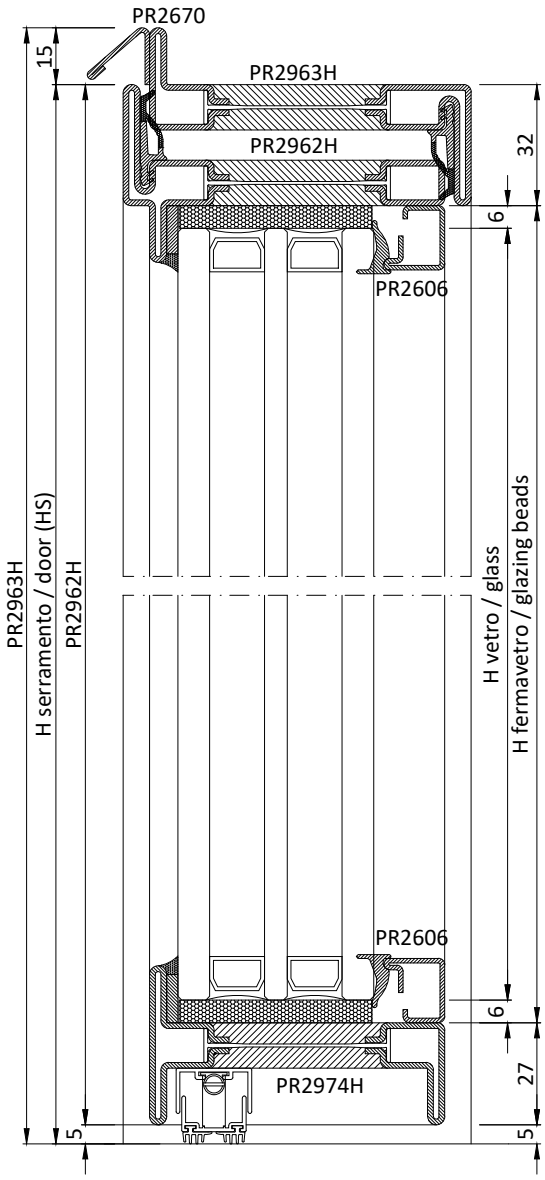

	PROFILI	*PROFILES*				
Cod.	Descrizione	*Description*	n°	Dim.	Taglio	*Cutting*
	Telaio	***Frame***				
PR2963H	Profilo a "Z" telaio	*"Z" profile frame*	1	LS+30	45°	45°
PR2963H	Profilo a "Z" telaio	*"Z" profile frame*	1	HS+15	90°	45°
PR2963H	Profilo a "Z" telaio	*"Z" profile frame*	1	HS+15	45°	90°
PR2670	Profilo battiacqua	*Water drip profile*	1	LS+30	90°	90°
	Anta	***Leaf***				
PR2962H	Profilo a "T" anta	*"T" profile leaf*	1	LS	45°	45°
PR2962H	Profilo a "T" anta	*"T" profile leaf*	1	HS-5	90°	45°
PR2962H	Profilo a "T" anta	*"T" profile leaf*	1	HS-5	45°	90°
PR2974H	Profilo Zoccolo	*Socle profile*	1	LS-64	90°	90°
	Fermavetri	***Glazing beads***				
PR2606	Profilo fermavetro	*Glazing bead profile*	2	LS-64	45°	45°
PR2606	Profilo fermavetro	*Glazing bead profile*	2	HS-64	45°	45°
	Vetri	***Glass unit***				
-	Vetrocamera	*Insulated glass*	1	LS-76 x HS-76		

	ACCESSORI	*HARDWARE*	
Cod.	Descrizione	*Description*	n°
AC2608	Clips fissaggio fermavetri	*Clips to secure glazing beads*	Var.
AC2636.	Guarnizione automatica	*Automatic underdoor seal gasket*	1
AC	Serratura	*Lock*	1
AC2695.D-S	Punto di chiusura agg. (con AC2694)	*Additional closing*	Opz.
AC2696-7	Scatola copri serratura	*Lock cover box*	1
AC	Cerniere	*Hinges*	Var.
ACV95..	Maniglia "Vitruvio"	*"Vitruvio" handle*	1
ACV075	Quadro per man. "Vitruvio"	*Spindle bar for "Vitruvio" han.*	1
AC2803I*	Kit squadrette per PR2963H	*Corner brackets kit for PR2963H*	2
AC2862I*	Kit squadrette per PR2962H	*Corner brackets kit for PR2962H*	2

	GUARNIZIONI	*GASKETS*		
Cod.	Descrizione	*Description*	n°	Dim.
GE2645TT	Guarnizione esterna di battuta	*Rebating gasket*	2	1xLS+2xHS
GE2907TT	Guarnizione sotto vetro	*Gasket to put under the glass*	1	2xLS+2xHS
GU2036	Piattina adesiva fondo giunto	*Adhesive shim for joint*	1	2xLS+2xHS
GP0095	Guarnizione interna vetro	*Internal weather strip*	1	2xLS+2xHS

* solo con profili ottone
only with brass profiles



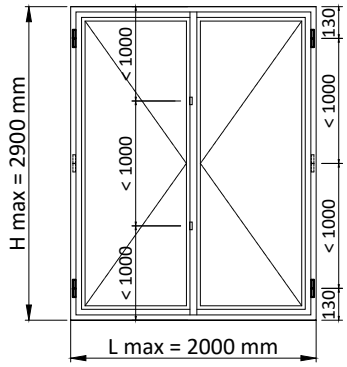

	PROFILI	***PROFILES***				
Cod.	Descrizione	*Description*	n°	Dim.	Taglio	*Cutting*
	Telaio	***Frame***				
PR2963H	Profilo a "Z" telaio	*"Z" profile frame*	2	LS+30	45°	45°
PR2963H	Profilo a "Z" telaio	*"Z" profile frame*	2	HS+30	45°	45°
PR2670	Profilo battiacqua	*Water drip profile*	1	LS+30	90°	90°
	Anta	***Leaf***				
PR2962H	Profilo a "T" anta	*"T" profile leaf*	4	LS/2+16	45°	45°
PR2962H	Profilo a "T" anta	*"T" profile leaf*	3	HS	45°	45°
PR2963H	Profilo a "Z" anta	*"Z" profile leaf*	1	HS	45°	45°
	Fermavetri	***Glazing beads***				
PR2606	Profilo fermavetro	*Glazing bead profile*	4	LS/2-48	45°	45°
PR2606	Profilo fermavetro	*Glazing bead profile*	4	HS-64	45°	45°
	Vetri	***Glass unit***				
-	Vetrocamera	*Insulated glass*	2	LS/2-60 x HS-76		

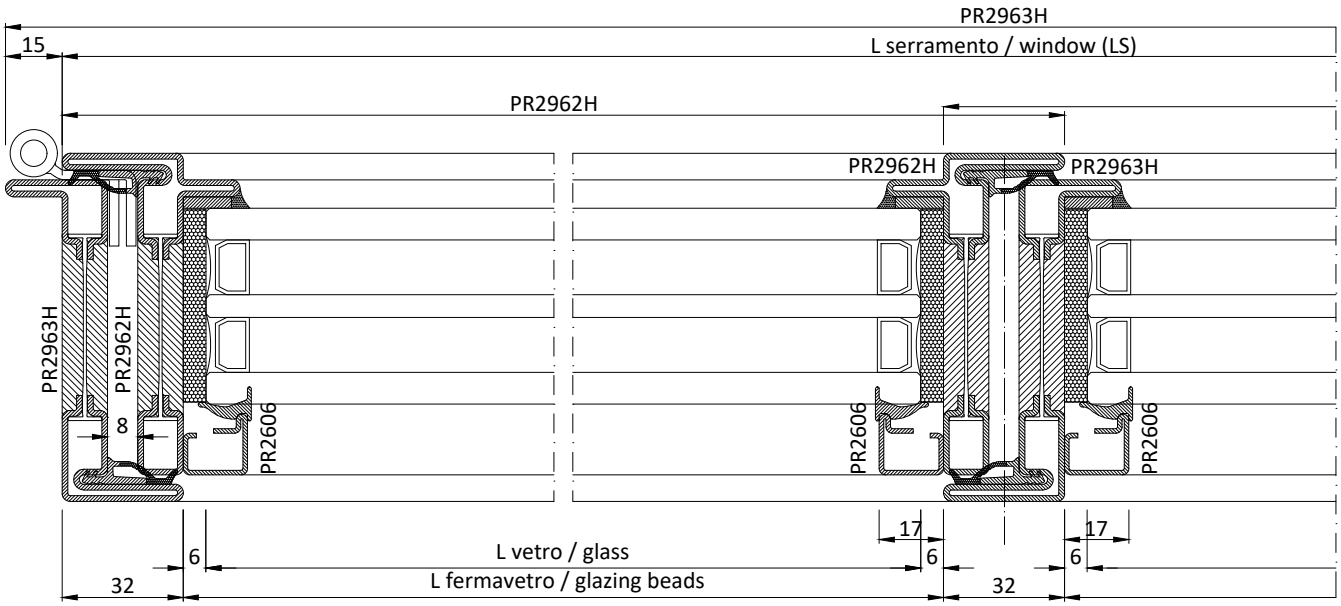

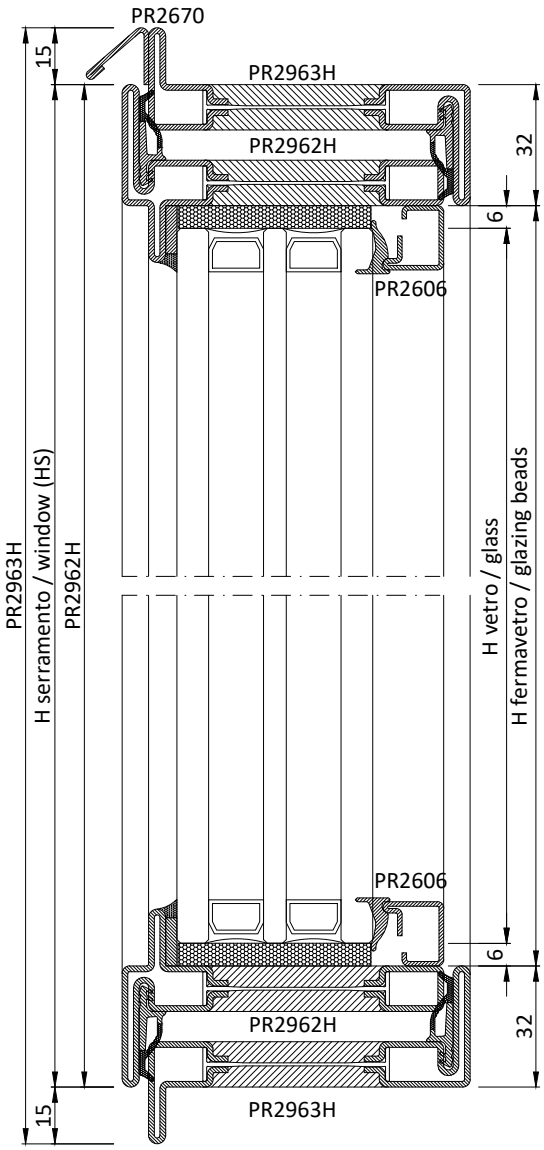

	ACCESSORI	***HARDWARE***	
Cod.	Descrizione	*Description*	n°
AC2608	Clips fissaggio fermavetri	*Clips to secure glazing beads*	Var.
AC2626R	Kit per terza chiusura	*Three-point lock system kit*	Var.
AC2627	Chiusura mediana lato cerniere	*Hinge-side middle closing*	Var.
AC2653	Fondino per 2^ anta	*Botton plate for second leaf*	2
AC2680	Maniglia di trascinamento	*Dragging leaf handle*	1
AC2684.D-S	Kit cremonese	*Cremone bolt set*	1
AC2687	Braccetti limitatori	*Casement stays*	Opz.
AC	Cerniere	*Hinges*	Var.
ACV77..	Maniglia "Vitruvio"	*"Vitruvio" handle*	1
AC2803I*	Kit squadrette per PR2963H	*Corner brackets kit for PR2963H*	4
AC2832I*	Kit squadrette per PR2962-63H	*Corner brackets kit for PR2962-63H*	2
AC2862I*	Kit squadrette per PR2962H	*Corner brackets kit for PR2962H*	6

	GUARNIZIONI	***GASKETS***		
Cod.	Descrizione	*Description*	n°	Dim.
GE2645TT	Guarnizione esterna di battuta	*Rebating gasket*	2	2xLS+3xHS
GE2907TT	Guarnizione sotto vetro	*Gasket to put under the glass*	1	2xLS+4xHS
GU2036	Piattina adesiva fondo giunto	*Adhesive shim for joint*	1	2xLS+4xHS
GP0095	Guarnizione interna vetro	*Internal weather strip*	1	2xLS+4xHS

* solo con profili ottone
only with brass profiles



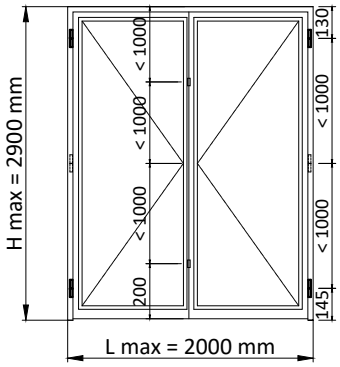

	PROFILI	***PROFILES***				
Cod.	Descrizione	*Description*	n°	Dim.	Taglio	*Cutting*
	Telaio	***Frame***				
PR2963H	Profilo a "Z" telaio	*"Z" profile frame*	1	LS+30	45°	45°
PR2963H	Profilo a "Z" telaio	*"Z" profile frame*	1	HS+15	90°	45°
PR2963H	Profilo a "Z" telaio	*"Z" profile frame*	1	HS+15	45°	90°
PR2670	Profilo battiacqua	*Water drip profile*	1	LS+30	90°	90°
	Anta	***Leaf***				
PR2962H	Profilo a "Z" anta	*"Z" profile leaf*	2	LS/2+16	45°	45°
PR2962H	Profilo a "Z" anta	*"Z" profile leaf*	2	HS-5	90°	45°
PR2962H	Profilo a "Z" anta	*"Z" profile leaf*	1	HS-5	45°	90°
PR2963H	Profilo a "T" anta	*"T" profile leaf*	1	HS-5	45°	90
PR2974H	Profilo Zoccolo	*Socle profile*	2	LS/2-48	90°	90°
	Fermavetri	***Glazing beads***				
PR2606	Profilo fermavetro	*Glazing bead profile*	4	LS/2-48	45°	45°
PR2606	Profilo fermavetro	*Glazing bead profile*	4	HS-64	45°	45°
	Vetri	***Glass unit***				
-	Vetrocamera	*Insulated glass*	2	LS/2-60 x HS-76		

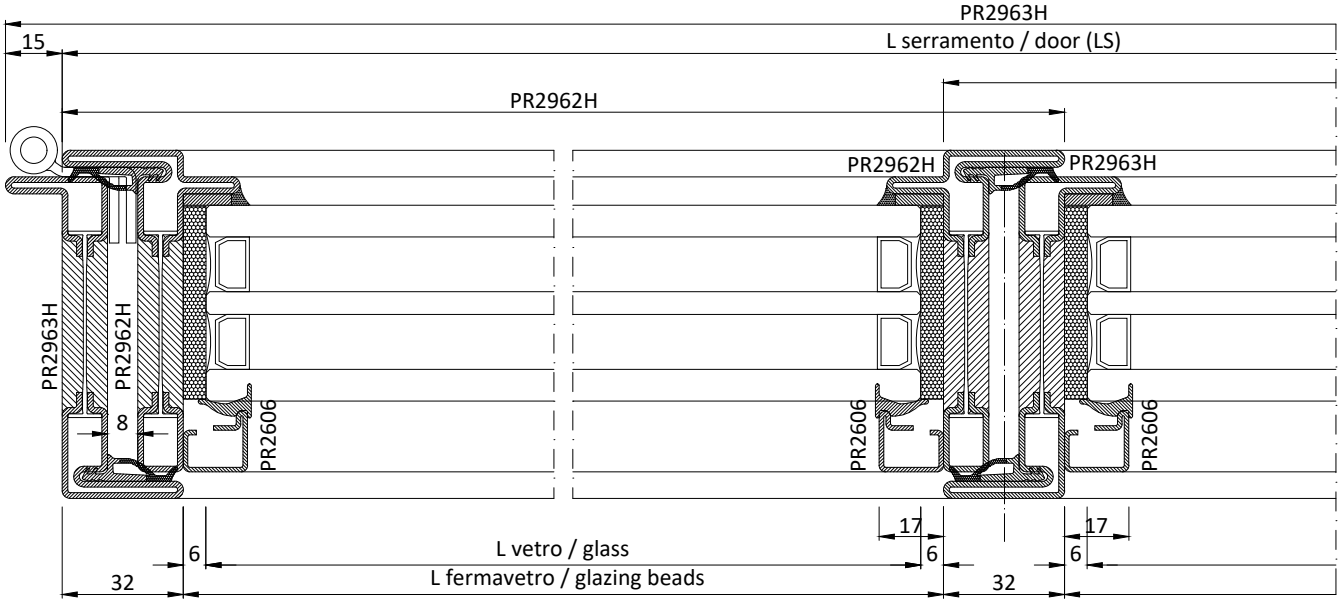



	ACCESSORI	***HARDWARE***	
Cod.	Descrizione	*Description*	n°
AC2608	Clips fissaggio fermavetri	*Clips to secure glazing beads*	Var.
AC2621G.B	Catenaccio 2^ anta (h 220)	*Second leaf bolt*	1
AC2621G.C	Catenaccio 2^ anta (h 650)	*Second leaf bolt*	1
AC2636.	Guarnizione automatica	*Automatic underdoor seal gasket*	2
AC2653	Fondino per 2^ anta	*Botton plate for second leaf*	1
AC	Serratura	*Lock*	1
AC2695.D-S	Punto di chiusura agg. (con AC2694)	*Additional closing*	Opz.
AC2696-7	Scatola copri serratura	*Lock cover box*	1
AC	Cerniere	*Hinges*	Var.
ACV95..	Maniglia "Vitruvio"	*"Vitruvio" handle*	1
ACV075	Quadro per man. "Vitruvio"	*Spindle bar for "Vitruvio" han.*	1
AC2803I*	Kit squadrette per PR2963H	*Corner brackets kit for PR2963H*	2
AC2832I*	Kit squadrette per PR2962-63H	*Corner brackets kit for PR2962-63H*	1
AC2862I*	Kit squadrette per PR2962H	*Corner brackets kit for PR2962H*	3

	GUARNIZIONI	***GASKETS***		
Cod.	Descrizione	*Description*	n°	Dim.
GE2645TT	Guarnizione esterna di battuta	*Rebating gasket*	2	1xLS+3xHS
GE2907TT	Guarnizione sotto vetro	*Gasket to put under the glass*	1	2xLS+4xHS
GU2036	Piattina adesiva fondo giunto	*Adhesive shim for joint*	1	2xLS+4xHS
GP0095	Guarnizione interna vetro	*Internal weather strip*	1	2xLS+4xHS

* solo con profili ottone
only with brass profiles



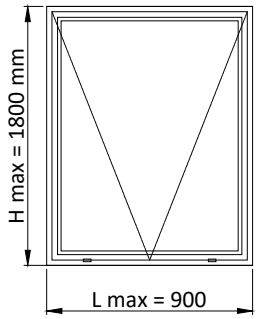

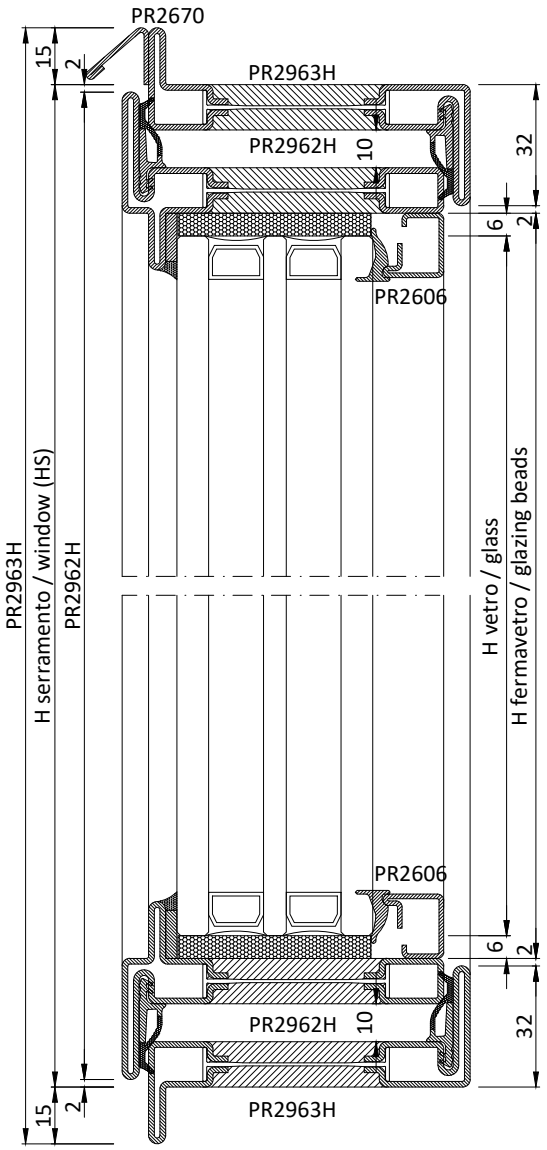

	PROFILI	*PROFILES*				
Cod.	Descrizione	*Description*	n°	Dim.	Taglio	*Cutting*
	Telaio	***Frame***				
PR2963H	Profilo a "Z" telaio	*"Z" profile frame*	2	LS+30	45°	45°
PR2963H	Profilo a "Z" telaio	*"Z" profile frame*	2	HS+30	45°	45°
PR2670	Profilo battiacqua	*Water drip profile*	1	LS+30	90°	90°
	Anta	***Leaf***				
PR2962H	Profilo a "T" anta	*"T" profile leaf*	2	LS-4	45°	45°
PR2962H	Profilo a "T" anta	*"T" profile leaf*	2	HS-4	45°	45°
	Fermavetri	***Glazing beads***				
PR2606	Profilo fermavetro	*Glazing bead profile*	2	LS-68	45°	45°
PR2606	Profilo fermavetro	*Glazing bead profile*	2	HS-68	45°	45°
	Vetri	***Glass unit***				
-	Vetrocamera	*Insulated glass*	1	LS-80 x HS-80		

	ACCESSORI	*HARDWARE*	
Cod.	Descrizione	*Description*	n°
AC2608	Clips fissaggio fermavetri	*Clips to secure glazing beads*	Var.
AC2680 ..	Maniglia di trascinamento	*Dragging leaf handle*	1
AC2683.D-S	Kit cremonese	*Cremone bolt set*	1
AC	Coppia compassi	*Pair of side arm*	1
AC	Cerniere (solo con AC2690)	*Hinges (only with AC2690)*	Opz.
ACV77..	Maniglia "Vitruvio"	*"Vitruvio" handle*	1
AC2803I*	Kit squadrette per PR2963H	*Corner brackets kit for PR2963H*	4
AC2862I*	Kit squadrette per PR2962H	*Corner brackets kit for PR2962H*	4

	GUARNIZIONI	*GASKETS*		
Cod.	Descrizione	*Description*	n°	Dim.
GE2645TT	Guarnizione esterna di battuta	*Rebating gasket*	2	4xLS+4xHS
GE2907TT	Guarnizione sotto vetro	*Gasket to put under the glass*	1	2xLS+2xHS
GU2036	Piattina adesiva fondo giunto	*Adhesive shim for joint*	1	2xLS+2xHS
GP0095	Guarnizione interna vetro	*Internal weather strip*	1	2xLS+2xHS

* solo con profili ottone
only with brass profiles



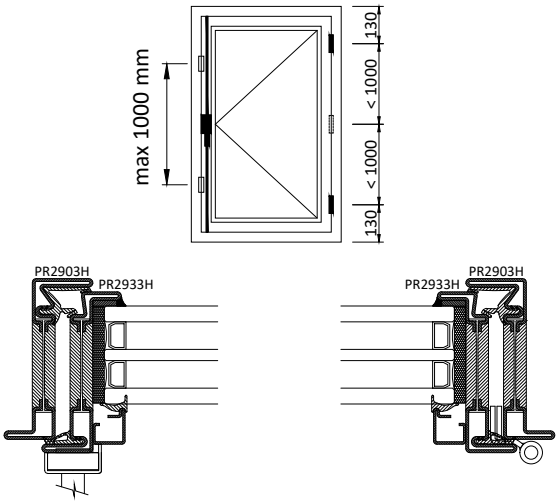

APERTURA INTERNA AD UN ANTA PROFILO PR2833H
ONE-LEAF INWARD OPENING PR2833H PROFILE

Art. *Code*	Descrizione *Description*	Pag.
AC2623.D-S	Kit cremonese chiusura finestra ad un anta *Cremone bolt set for one-leaf window*	4.3.20 4.5.3|4
AC2628	Cerniere a tre ali ad avvitare *Three-wing screw-in hinge*	4.3.30|31
AC2629	Cerniere a due ali ad avvitare *Two-wing screw-in hinge*	4.3.32|33
AC2631.A-B	Cerniere a saldare *Welding hinge*	4.4.5
AC2632.B-C	Cerniere a saldare *Welding hinge*	4.4.5
AC2626 R	Chiusura supplementare *Additional lock*	4.3.28 4.5.15

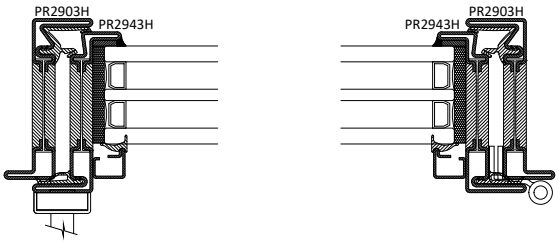

APERTURA INTERNA AD UN ANTA PROFILO PR2843H
ONE-LEAF INWARD OPENING PR2843H PROFILE

Art. *Code*	Descrizione *Description*	Pag.
AC2625.D-S	Kit cremonese chiusura finestra ad un anta *Cremone bolt set for one-leaf window*	4.3.23 4.5.9|10
AC2648	Cerniere a tre ali ad avvitare *Three-wing screw-in hinge*	4.3.34|35
AC2649	Cerniere a due ali ad avvitare *Two-wing screw-in hinge*	4.3.38|39
AC2631.A-B	Cerniere a saldare *Welding hinge*	4.4.6
AC2632.B-C	Cerniere a saldare *Welding hinge*	4.4.6
AC2626 R	Chiusura supplementare *Additional lock*	4.3.28 4.5.15

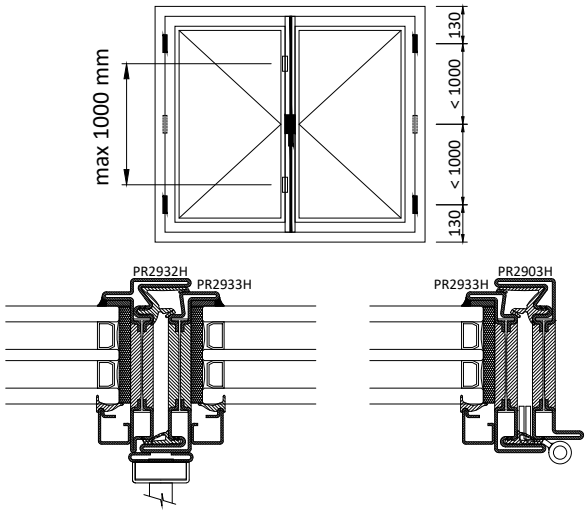

APERTURA INTERNA A DUE ANTE PROFILO PR2833H
TWO-LEAF INWARD OPENING PR2833H PROFILE

Art. *Code*	Descrizione *Description*	Pag.
AC2624.D-S	Kit cremonese chiusura finestra a due ante *Cremone bolt set for two-leaf window*	4.3.21 4.5.5|6
AC2622	Snapper chiusura 2^ anta *Snapper for 2nd leaf*	4.5.6
AC2628	Cerniere a tre ali ad avvitare *Three-wing screw-in hinge*	4.3.30|31
AC2629	Cerniere a due ali ad avvitare *Two-wing screw-in hinge*	4.3.32|33
AC2631.A-B	Cerniere a saldare *Welding hinge*	4.4.5
AC2632.B-C	Cerniere a saldare *Welding hinge*	4.4.5
AC2626 R	Chiusura supplementare *Additional lock*	4.3.28 4.5.15

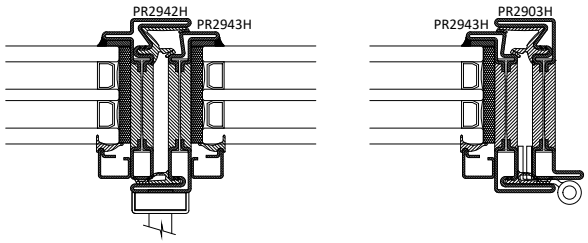

APERTURA INTERNA A DUE ANTE PROFILO PR2843H
TWO-LEAF INWARD OPENING PR2843H PROFILE

Art. *Code*	Descrizione *Description*	Pag.
AC2624.D-S	Kit cremonese chiusura finestra a due ante *Cremone bolt set for two-leaf window*	4.3.22 4.5.7|8
AC2622	Snapper chiusura 2^ anta *Snapper for 2nd leaf*	4.5.6
AC2648	Cerniere a tre ali ad avvitare *Three-wing screw-in hinge*	4.3.34|35
AC2649	Cerniere a due ali ad avvitare *Two-wing screw-in hinge*	4.3.38|39
AC2631.A-B	Cerniere a saldare *Welding hinge*	4.4.6
AC2632.B-C	Cerniere a saldare *Welding hinge*	4.4.6
AC2626 R	Chiusura supplementare *Additional lock*	4.3.28 4.5.15

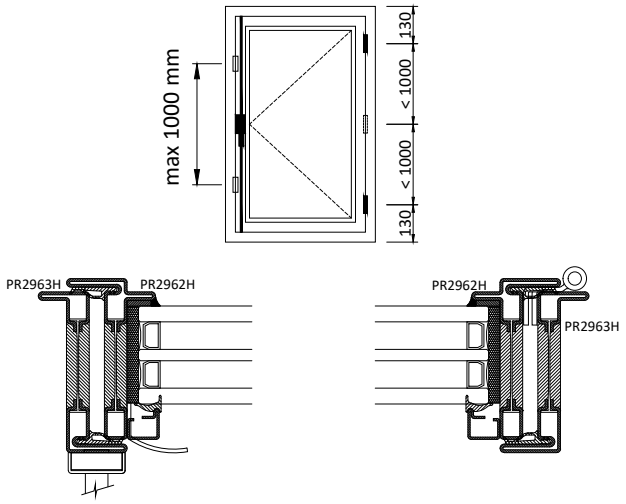

APERTURA ESTERNA AD UN ANTA PROFILO PR2962H
ONE-LEAF OUTWARD OPENING PR2962H PROFILE

Art. *Code*	Descrizione *Description*	Pag.
AC2683.D-S	Kit cremonese chiusura finestra ad un anta *Cremone bolt set for one-leaf window*	4.3.24|25 4.5.11|12
AC2680	Maniglia trascinamento anta *Pulling handle*	4.5.20
AC2648	Cerniere a tre ali ad avvitare *Three-wing screw-in hinge*	4.3.32|33
AC2649	Cerniere a due ali ad avvitare *Two-wing screw-in hinge*	4.3.34|35
AC2631.A-B	Cerniere a saldare *Cerniere a saldare*	4.4.7
AC2632.B-C	Cerniere a saldare *Welding hinge*	4.4.7
AC2626 R	Chiusura supplementare *Additional lock*	4.3.29 4.5.15

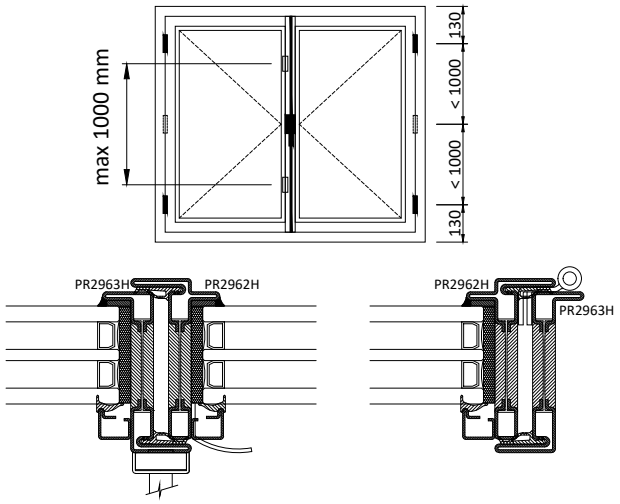

APERTURA ESTERNA A DUE ANTE PROFILO PR2962H
TWO-LEAF OUTWARD OPENING PR2962H PROFILE

Art. *Code*	Descrizione *Description*	Pag.
AC2684.D-S	Kit cremonese chiusura finestra a due ante *Cremone bolt set for two-leaf window*	4.3.26|27 4.5.13|14
AC2680	Maniglia trascinamento anta *Pulling handle*	4.5.20
AC2648	Cerniere a tre ali ad avvitare *Three-wing screw-in hinge*	4.3.32|33
AC2649	Cerniere a due ali ad avvitare *Two-wing screw-in hinge*	4.3.34|35
AC2631.A-B	Cerniere a saldare *Welding hinge*	4.4.7
AC2632.B-C	Cerniere a saldare *Welding hinge*	4.4.7
AC2626 R	Chiusura supplementare *Additional lock*	4.3.29 4.5.15

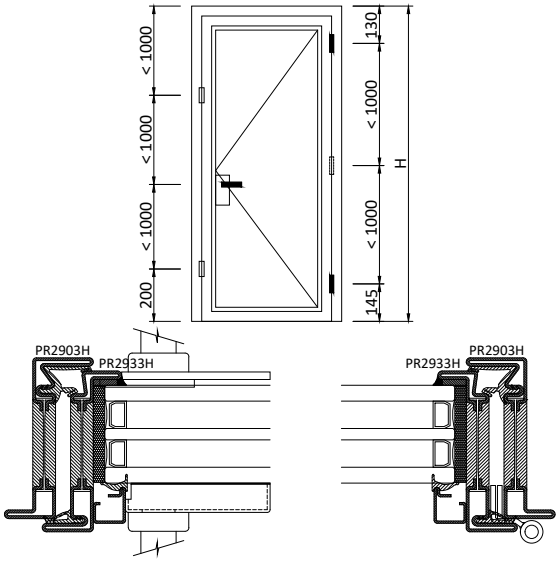

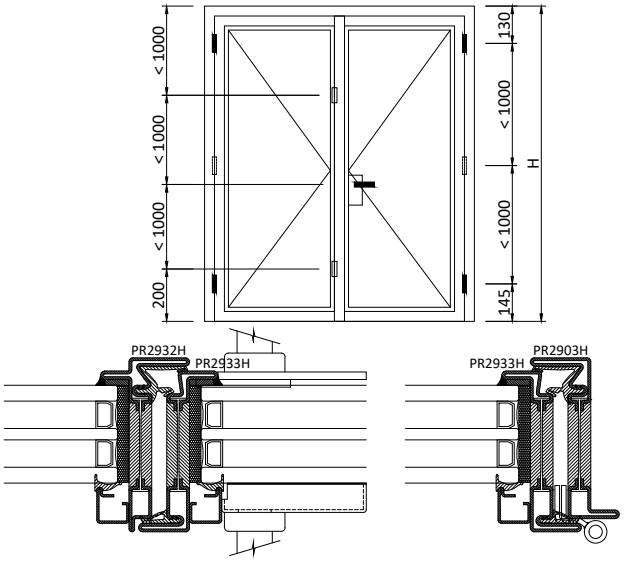

APERTURA INTERNA AD UN ANTA PROFILO PR2933H
ONE-LEAF INWARD OPENING PR2933H PROFILE

Art. *Code*	Descrizione *Description*	Pag.
AC2693	Serratura con scrocco e catenaccio *Lock with spring latch and bolt*	4.3.50
AC2694.D-S	Kit serratura a multipunto *Multi-lock kit*	4.3.52 4.5.21|22
AC2695.D-S	Punto di chiusura aggiuntivo *Additional lock*	4.3.54 4.5.23
AC2696-7	Scatola copri serratura *Lock cover box*	4.5.24
AC2628	Cerniere a tre ali ad avvitare *Three-wing screw-in hinge*	4.3.30
AC2629	Cerniere a due ali ad avvitare *Two-wing screw-in hinge*	4.3.31
AC2631.B	Cerniere a saldare *Welding hinge*	4.4.5
AC2632.B-C	Cerniere a saldare *Welding hinge*	4.4.5

APERTURA INTERNA A DUE ANTE PROFILO PR2933H
TWO-LEAF INWARD OPENING PR2933H PROFILE

Art. *Code*	Descrizione *Description*	Pag.
AC2693	Serratura con scrocco e catenaccio *Lock with spring latch and bolt*	4.3.50
AC2694.D-S	Kit serratura a multipunto *Multi-lock kit*	4.3.52 4.5.21|22
AC2695.D-S	Punto di chiusura aggiuntivo *Additional lock*	4.3.54 4.5.23
AC2696-7	Scatola copri serratura *Lock cover box*	4.5.24
AC2621G.B AC2621G.C	Catenaccio seconda anta *Second leaf bolt*	4.3.45|46|47
AC2628	Cerniere a tre ali ad avvitare *Three-wing screw-in hinge*	4.3.30
AC2629	Cerniere a due ali ad avvitare *Two-wing screw-in hinge*	4.3.31
AC2631.B	Cerniere a saldare *Welding hinge*	4.4.5
AC2632.B-C	Cerniere a saldare *Welding hinge*	4.4.5

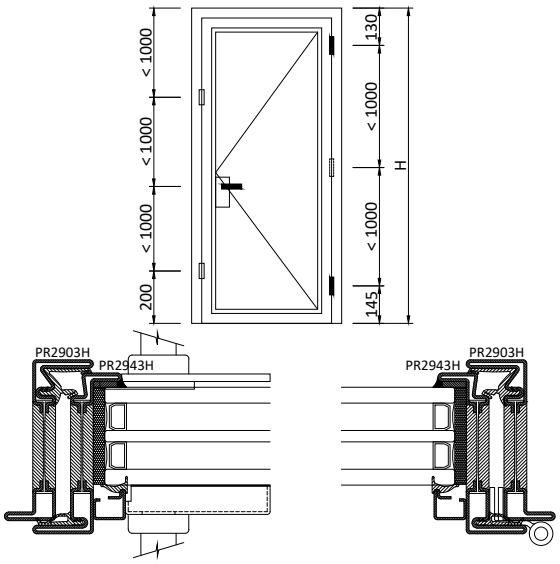

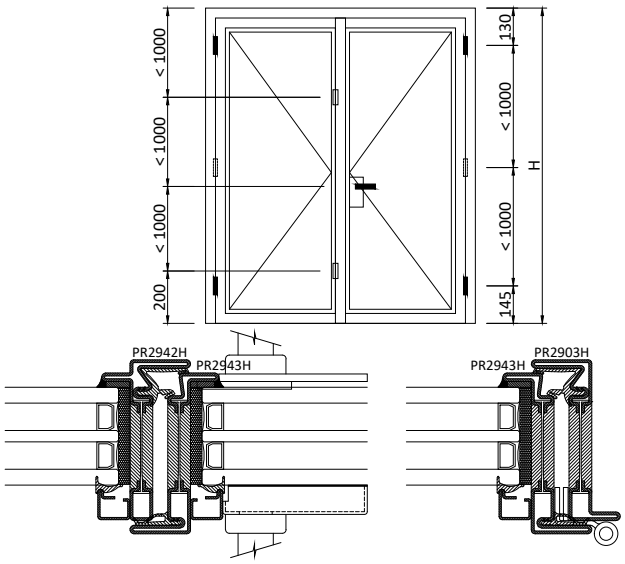

APERTURA INTERNA AD UN ANTA PROFILO PR2943H
ONE-LEAF INWARD OPENING PR2943H PROFILE

Art. *Code*	Descrizione *Description*	Pag.
AC2693	Serratura con scrocco e catenaccio *Lock with spring latch and bolt*	4.3.50
AC2694.D-S	Kit serratura a multipunto *Multi-lock kit*	4.3.52 4.5.21|22
AC2695.D-S	Punto di chiusura aggiuntivo *Additional lock*	4.3.54 4.5.23
AC2696-7	Scatola copri serratura *Lock cover box*	4.5.24
AC2648	Cerniere a tre ali ad avvitare *Three-wing screw-in hinge*	4.3.32|33
AC2649	Cerniere a due ali ad avvitare *Two-wing screw-in hinge*	4.3.34|35
AC2631.B	Cerniere a saldare *Welding hinge*	4.4.6
AC2632.B-C	Cerniere a saldare *Welding hinge*	4.4.6

APERTURA INTERNA A DUE ANTE PROFILO PR2943H
TWO-LEAF INWARD OPENING PR2943H PROFILE

Art. *Code*	Descrizione *Description*	Pag.
AC2693	Serratura con scrocco e catenaccio *Lock with spring latch and bolt*	4.3.50
AC2694.D-S	Kit serratura a multipunto *Multi-lock kit*	4.3.52 4.5.21|22
AC2695.D-S	Punto di chiusura aggiuntivo *Additional lock*	4.3.54 4.5.23
AC2696-7	Scatola copri serratura *Lock cover box*	4.5.24
AC2621G.B AC2621G.C	Catenaccio seconda anta *Second leaf bolt*	4.3.45|46|47
AC2648	Cerniere a tre ali ad avvitare *Three-wing screw-in hinge*	4.3.32|33
AC2649	Cerniere a due ali ad avvitare *Two-wing screw-in hinge*	4.3.34|35
AC2631.B	Cerniere a saldare *Welding hinge*	4.4.6
AC2632.B-C	Cerniere a saldare *Welding hinge*	4.4.6

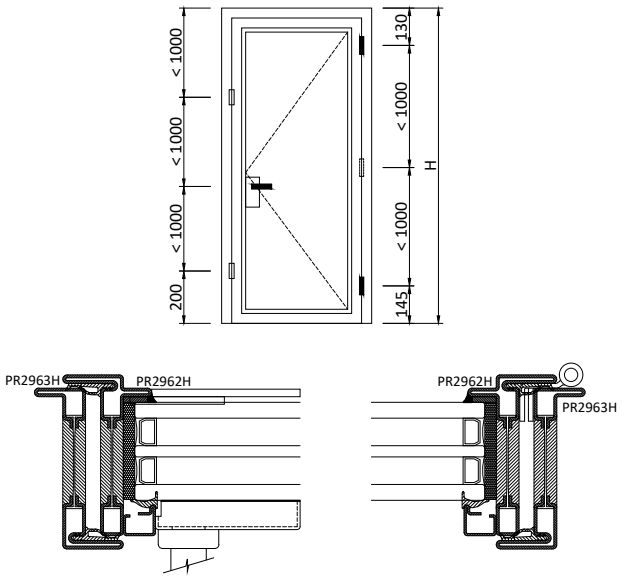

APERTURA ESTERNA AD UN ANTA PROFILO PR2862H
ONE-LEAF OUTWARD OPENING PR2862H PROFILE

Art. *Code*	Descrizione *Description*	Pag.
AC2693	Serratura con scrocco e catenaccio *Lock with spring latch and bolt*	4.3.51
AC2694.D-S	Kit serratura a multipunto *Multi-lock kit*	4.3.53 4.5.21|22
AC2695.D-S	Punto di chiusura aggiuntivo *Additional lock*	4.3.55 4.5.23
AC2696-7	Scatola copri serratura *Lock cover box*	4.5.24
AC2648	Cerniere a tre ali ad avvitare *Three-wing screw-in hinge*	4.3.32|33
AC2649	Cerniere a due ali ad avvitare *Two-wing screw-in hinge*	4.3.34|35
AC2631.B	Cerniere a saldare *Welding hinge*	4.4.7
AC2632.B-C	Cerniere a saldare *Welding hinge*	4.4.7

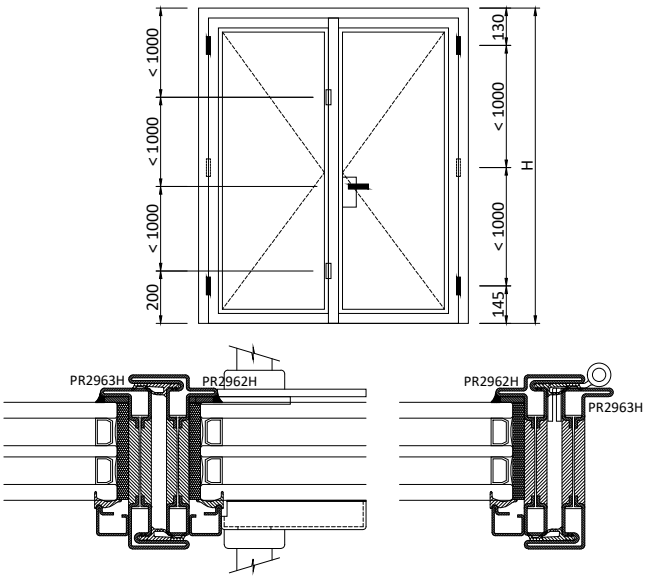

APERTURA ESTERNA A DUE ANTE PROFILO PR2862H
TWO-LEAF OUTWARD OPENING PR2862H PROFILE

Art. *Code*	Descrizione *Description*	Pag.
AC2693	Serratura con scrocco e catenaccio *Lock with spring latch and bolt*	4.3.51
AC2694.D-S	Kit serratura a multipunto *Multi-lock kit*	4.3.53 4.5.21|22
AC2695.D-S	Punto di chiusura aggiuntivo *Additional lock*	4.3.55 4.5.23
AC2696-7	Scatola copri serratura *Lock cover box*	4.5.24
AC2621G.B AC2621G.C	Catenaccio seconda anta *Second leaf bolt*	4.3.46|46|47
AC2648	Cerniere a tre ali ad avvitare *Three-wing screw-in hinge*	4.3.32|33
AC2649	Cerniere a due ali ad avvitare *Two-wing screw-in hinge*	4.3.34|35
AC2631.B	Cerniere a saldare *Welding hinge*	4.4.7
AC2632.B-C	Cerniere a saldare *Welding hinge*	4.4.7

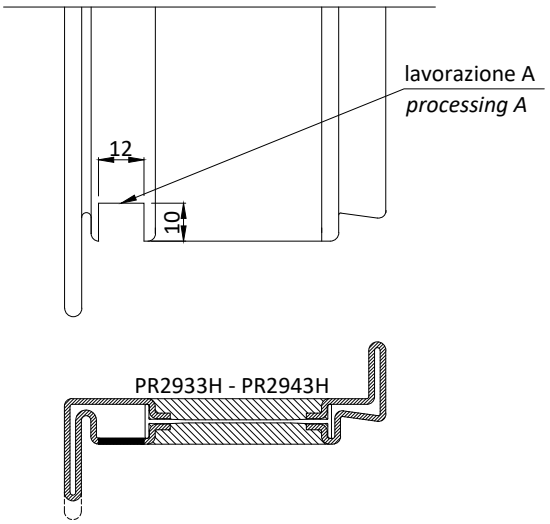

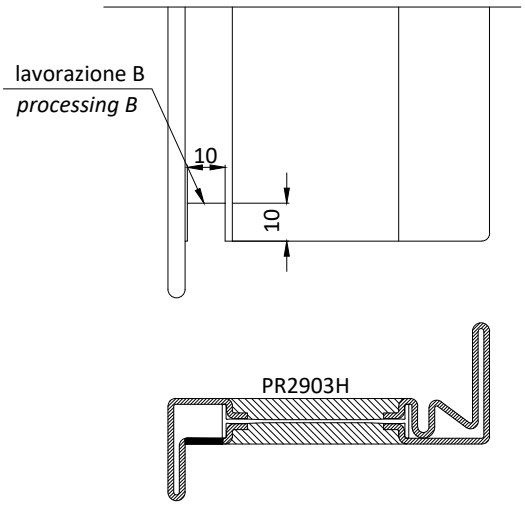

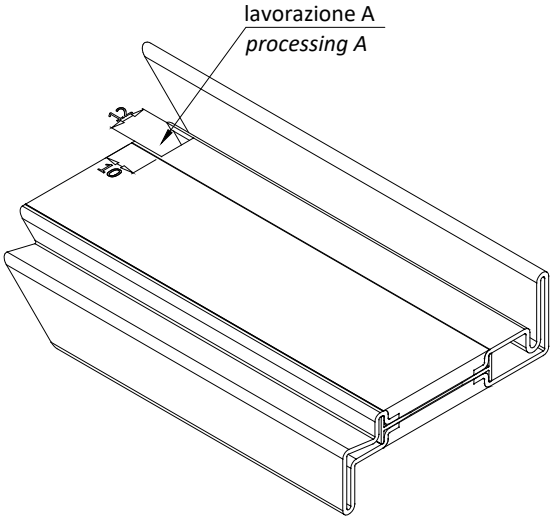

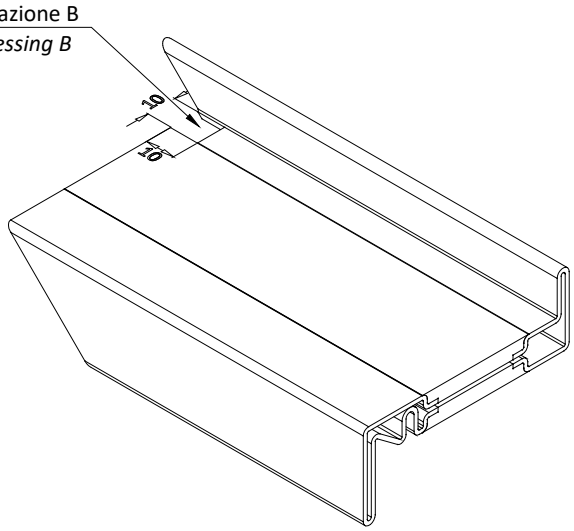

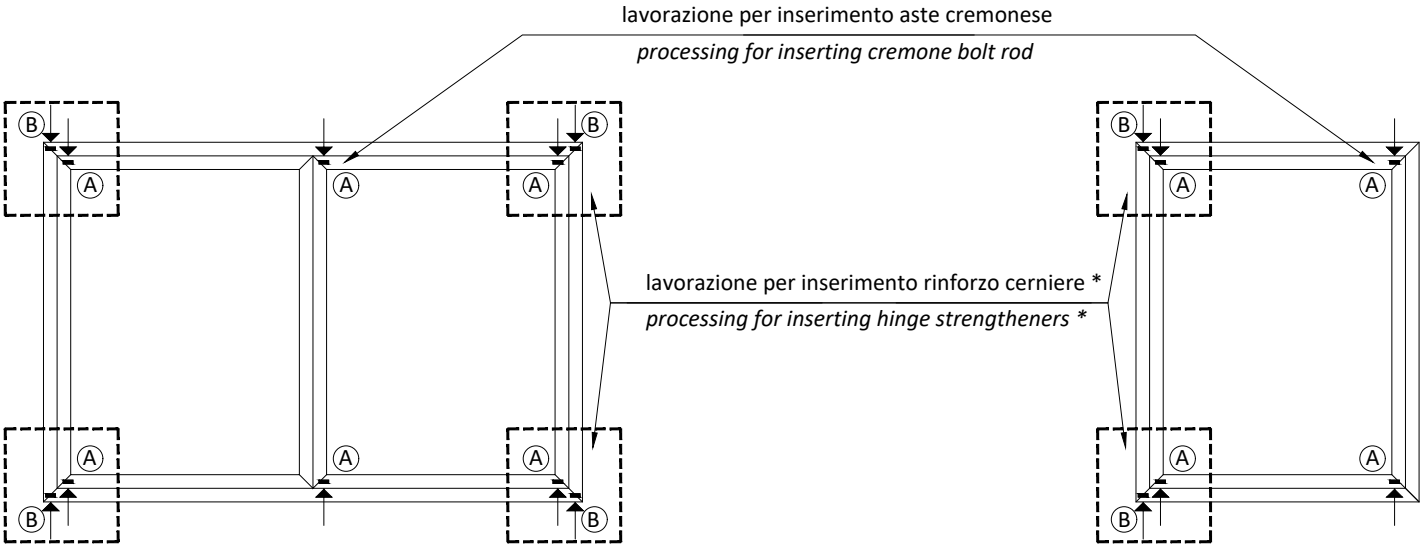

* Lavorazione per rinforzo cerniere necessaria per profili in ottone e acciaio inox
** Working for hinges reinforcement is necessary on brass and stainless steel profiles*

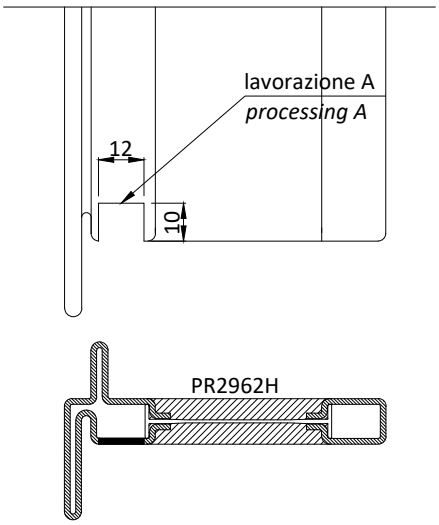

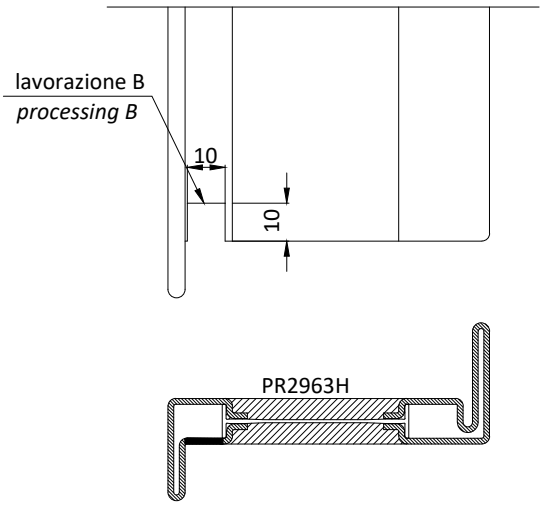

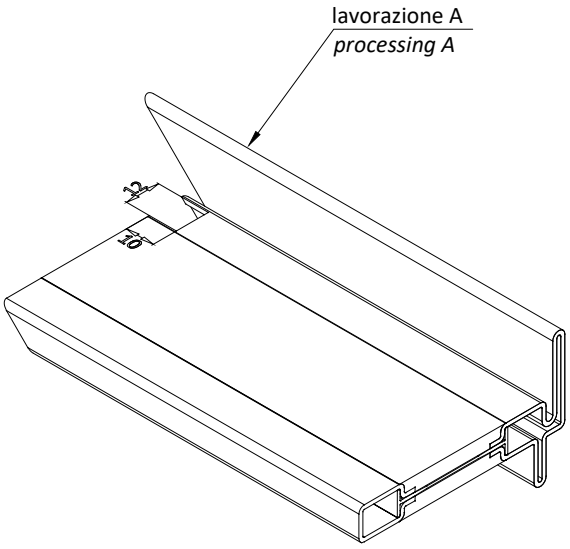

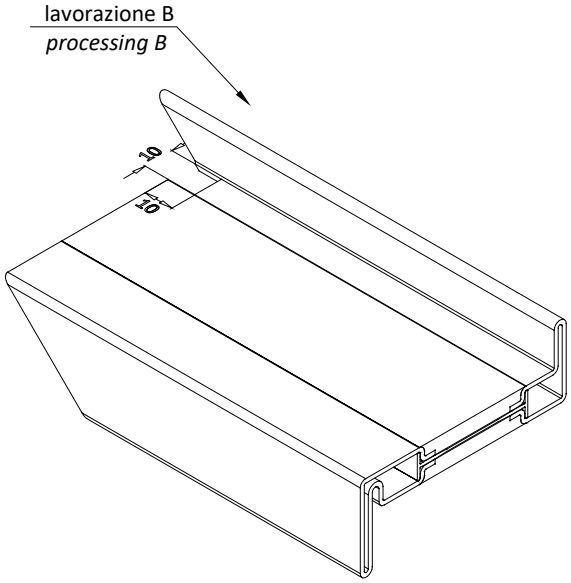

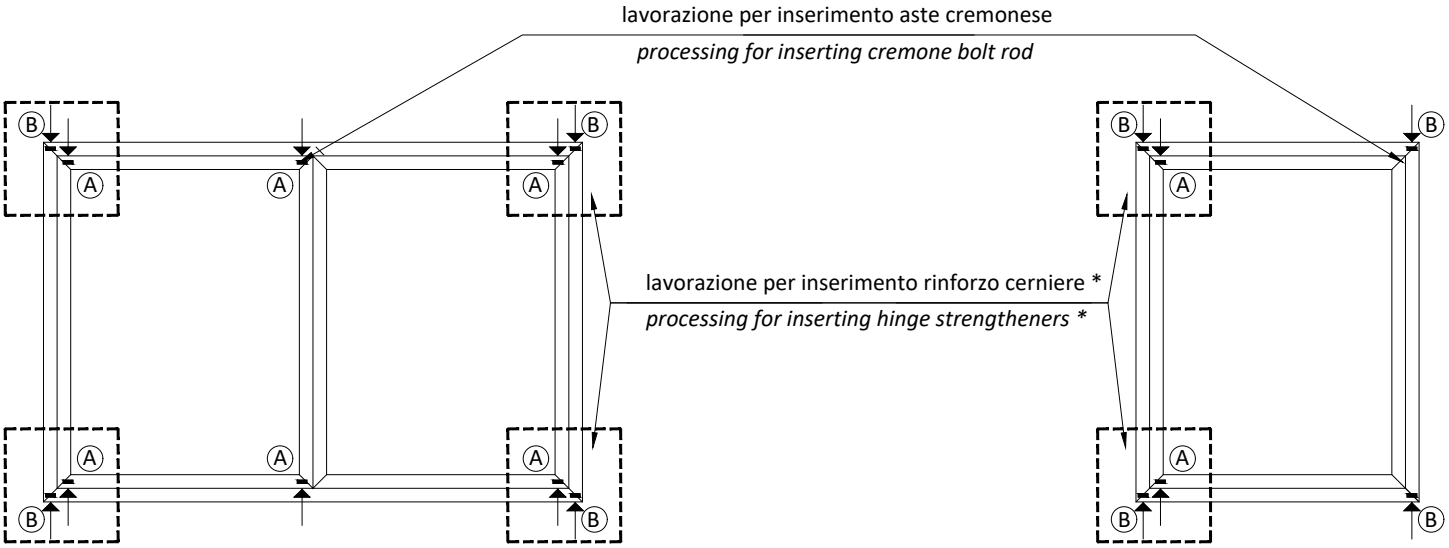

* Lavorazione per rinforzo cerniere necessaria per profili in ottone e acciaio inox
** Working for hinges reinforcement is necessary on brass and stainless steel profiles*

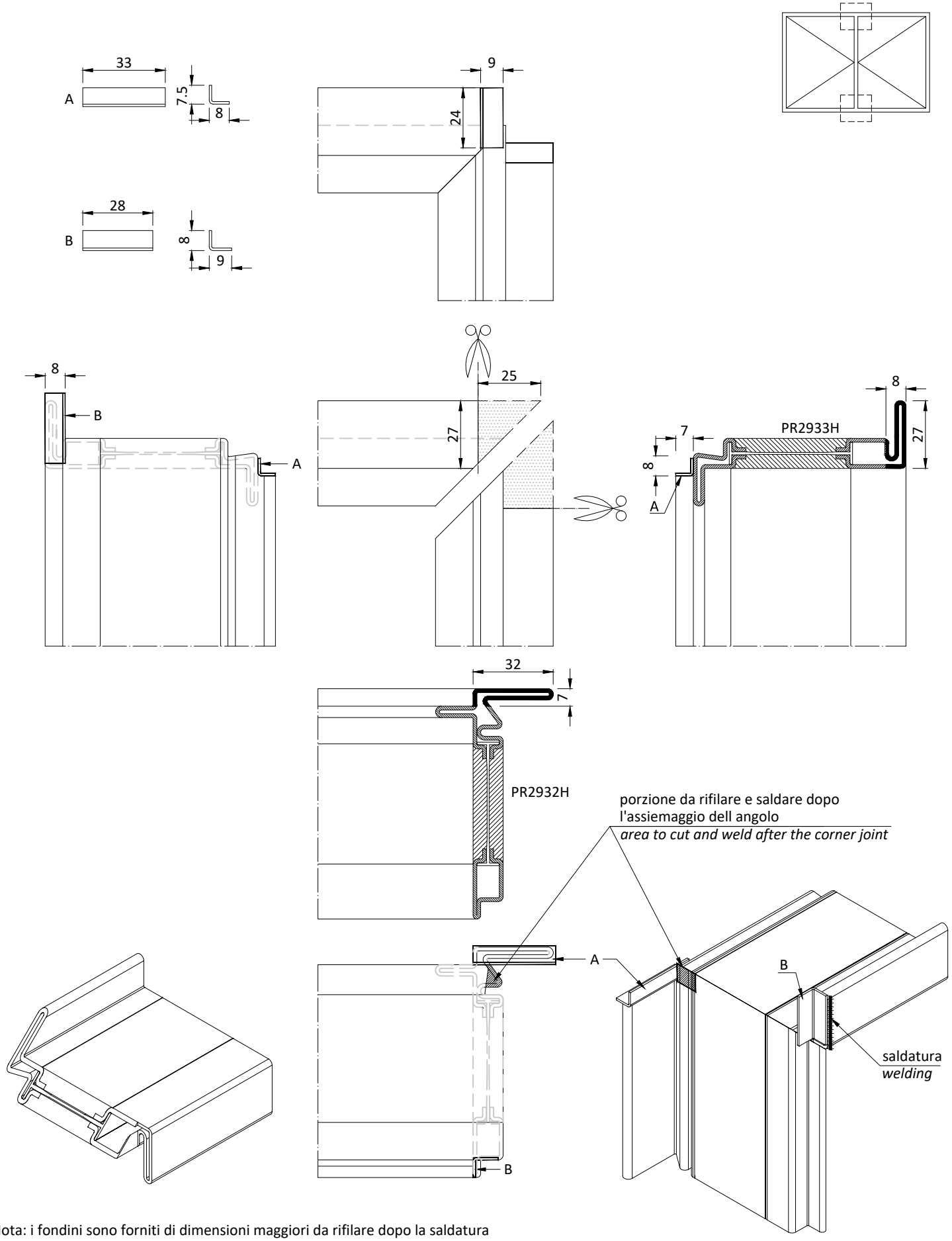

Nota: i fondini sono forniti di dimensioni maggiori da rifilare dopo la saldatura
Note: *the fitting are provided larger by trimming after welding*

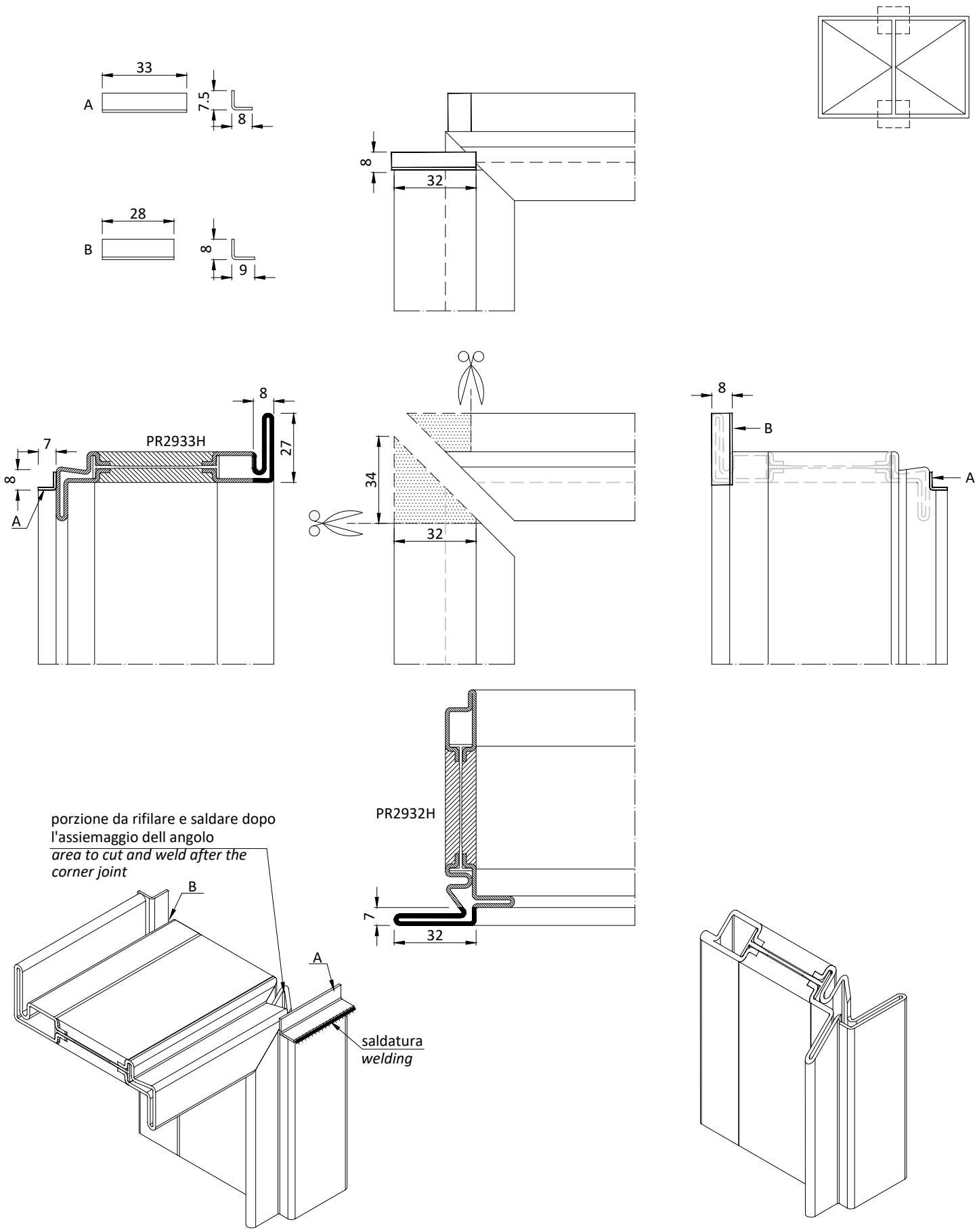

Nota: i fondini sono forniti di dimensioni maggiori da rifilare dopo la saldatura
Note: *the fitting are provided larger by trimming after welding*

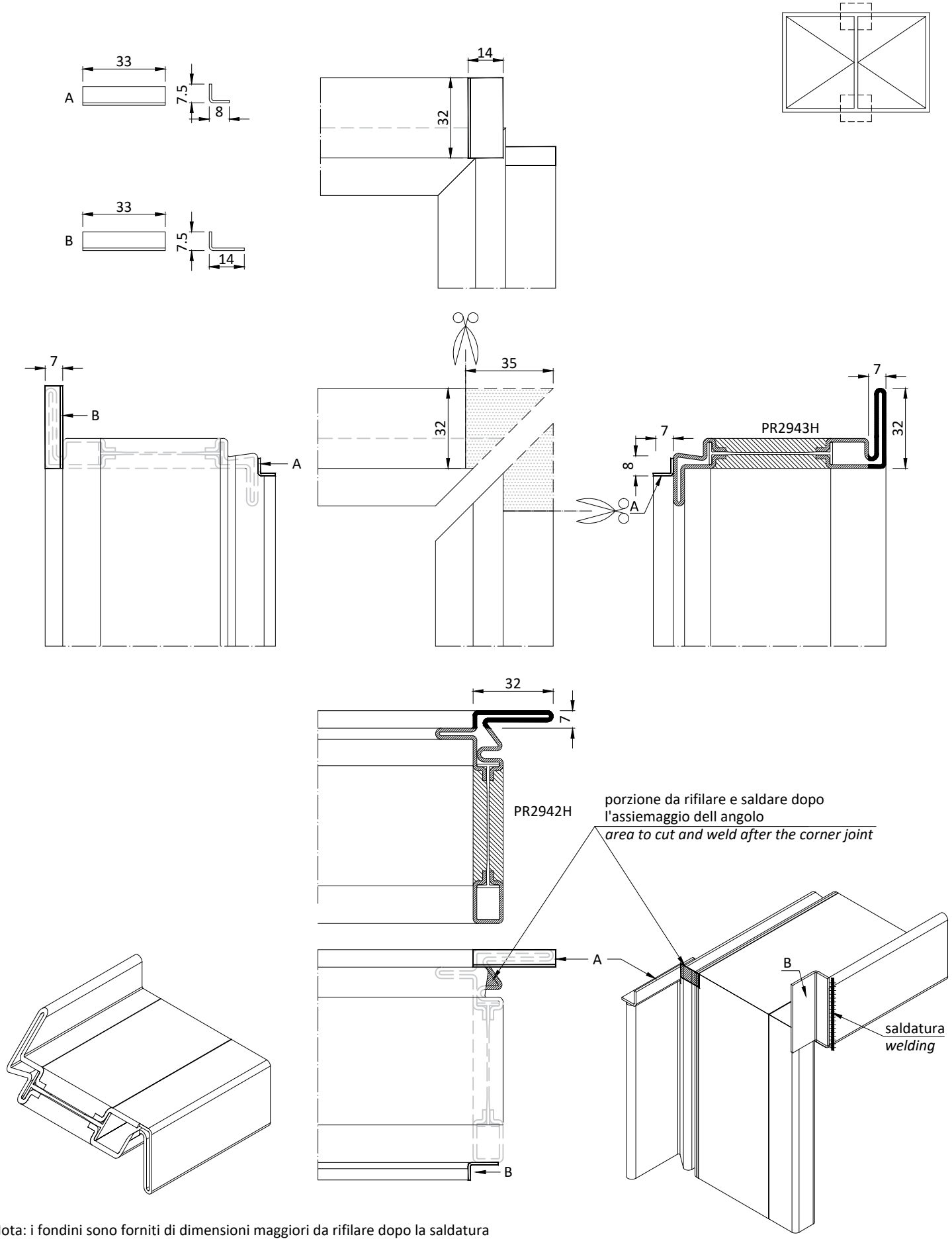

Nota: i fondini sono forniti di dimensioni maggiori da rifilare dopo la saldatura
Note: *the fitting are provided larger by trimming after welding*

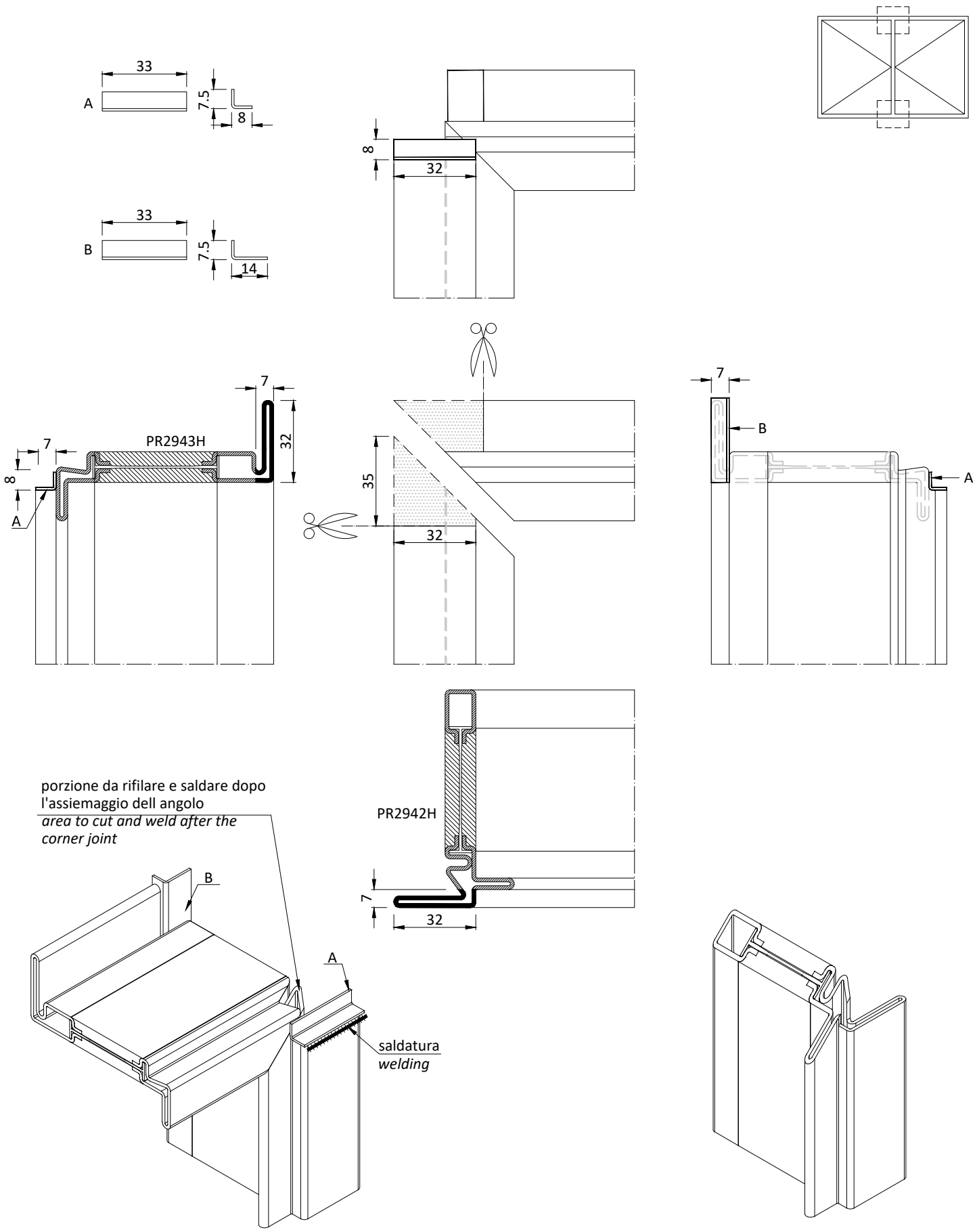

Nota: i fondini sono forniti di dimensioni maggiori da rifilare dopo la saldatura
Note: *the fitting are provided larger by trimming after welding*

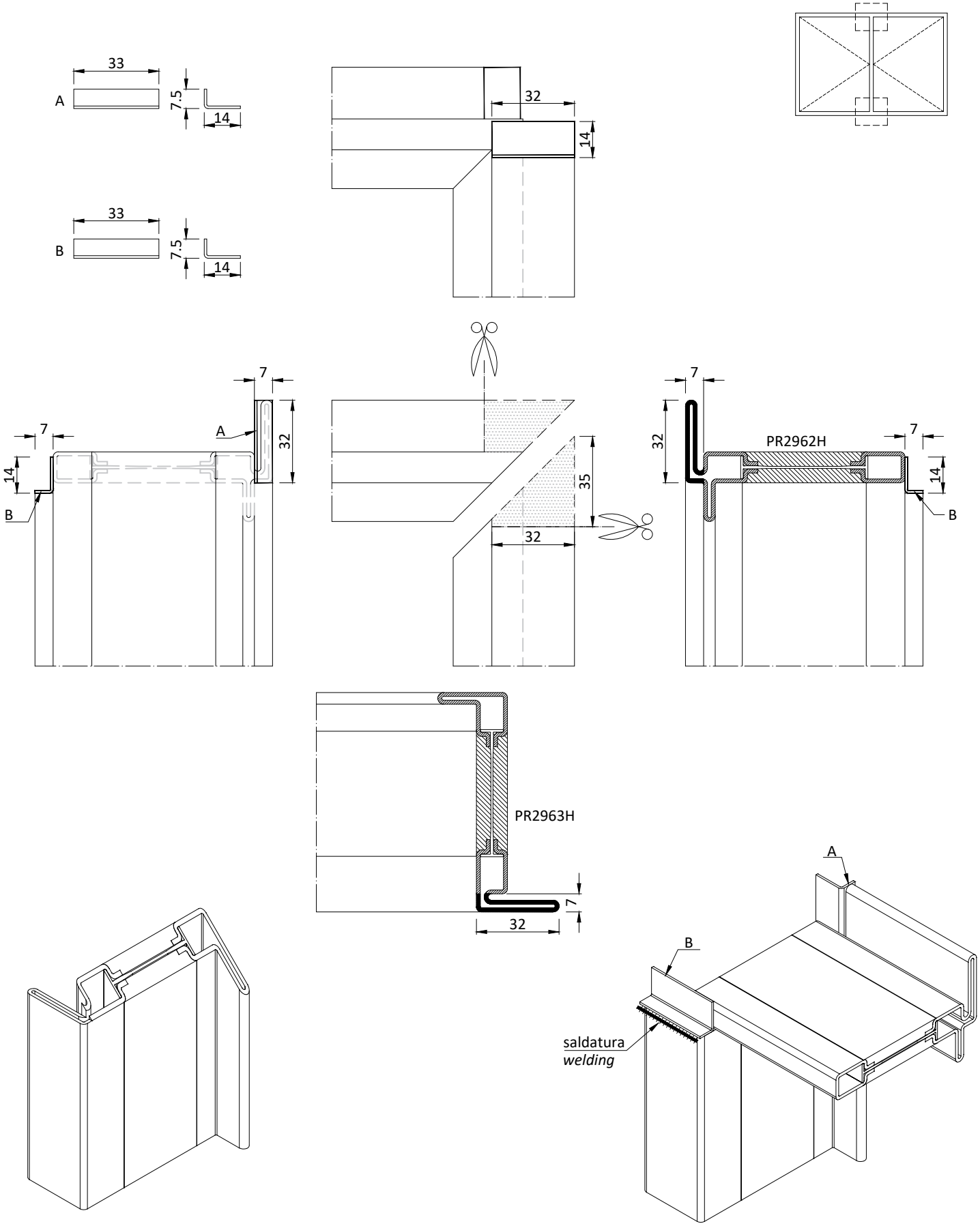

Nota: i fondini sono forniti di dimensioni maggiori da rifilare dopo la saldatura
Note: *the fitting are provided larger by trimming after welding*

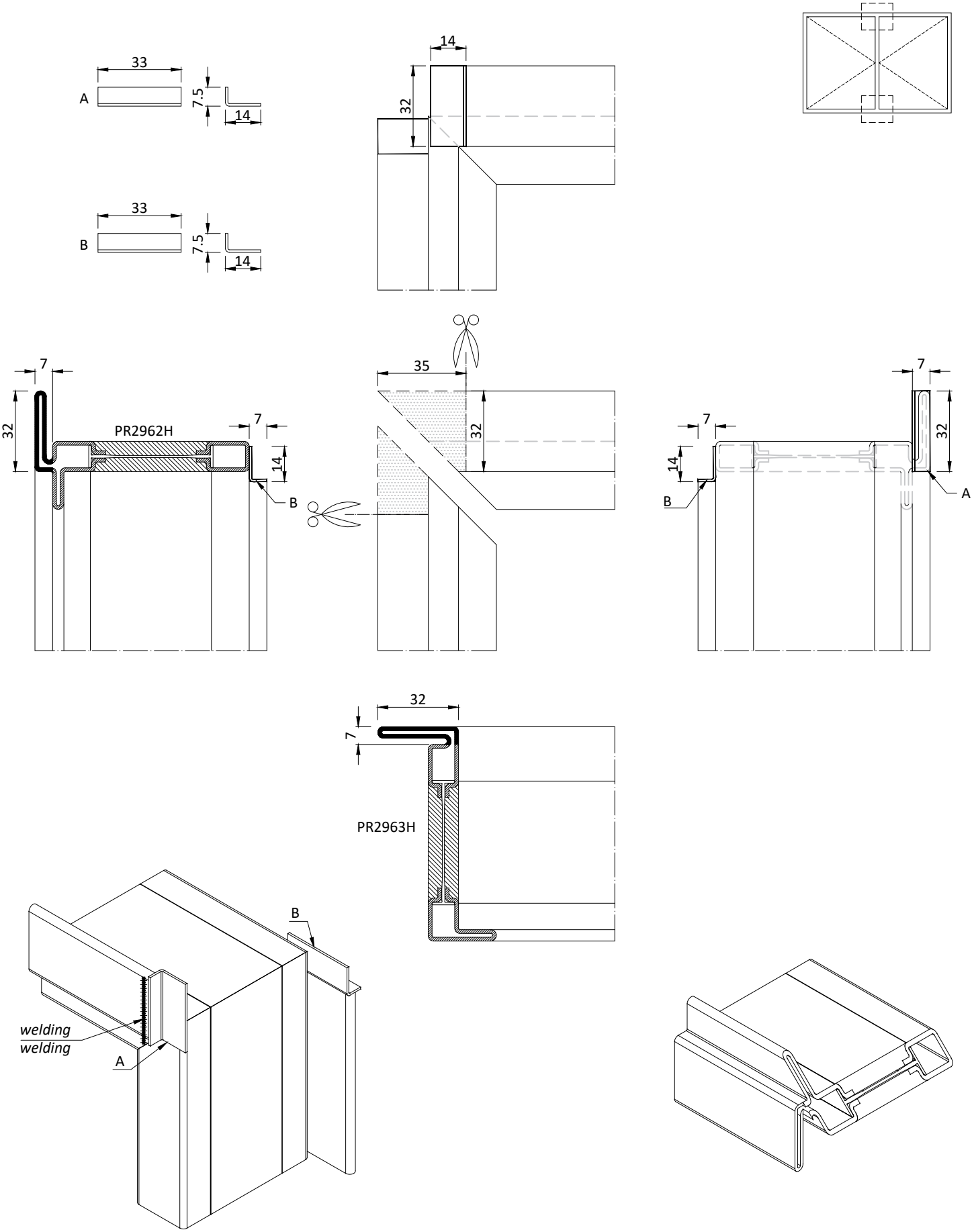

Nota: i fondini sono forniti di dimensioni maggiori da rifilare dopo la saldatura
Note: *the fitting are provided larger by trimming after welding*

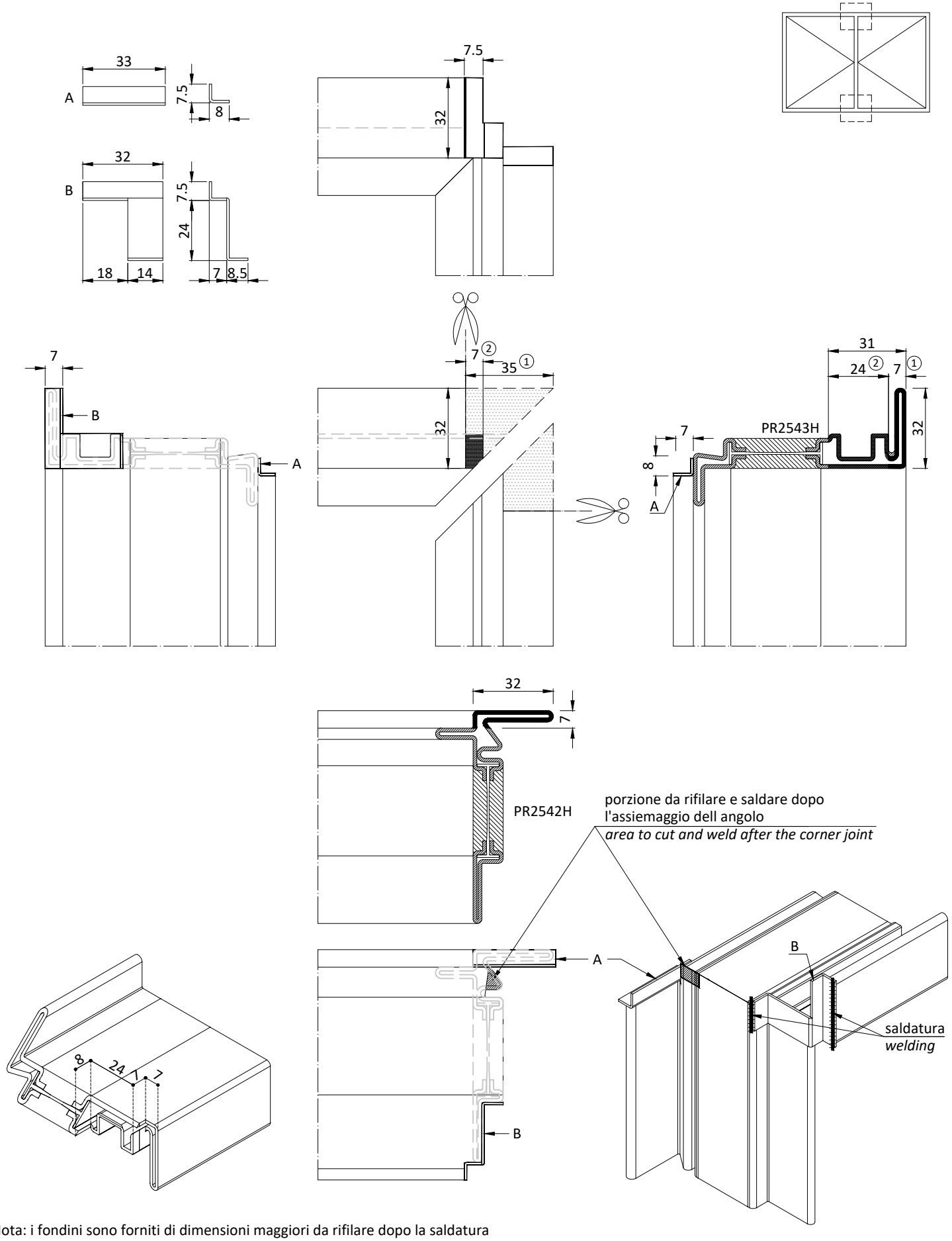

Nota: i fondini sono forniti di dimensioni maggiori da rifilare dopo la saldatura
Note: *the fitting are provided larger by trimming after welding*

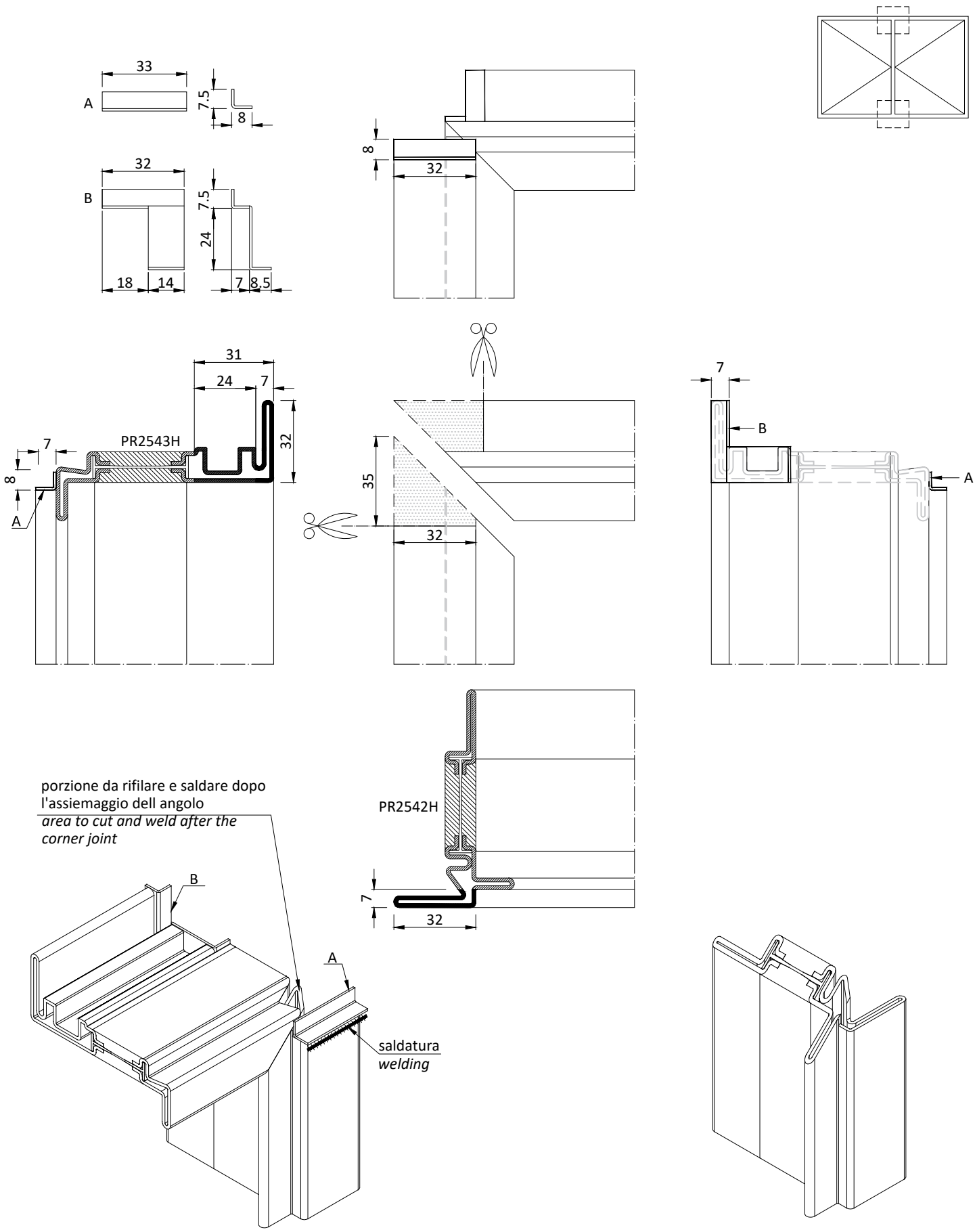

Nota: i fondini sono forniti di dimensioni maggiori da rifilare dopo la saldatura
Note: *the fitting are provided larger by trimming after welding*

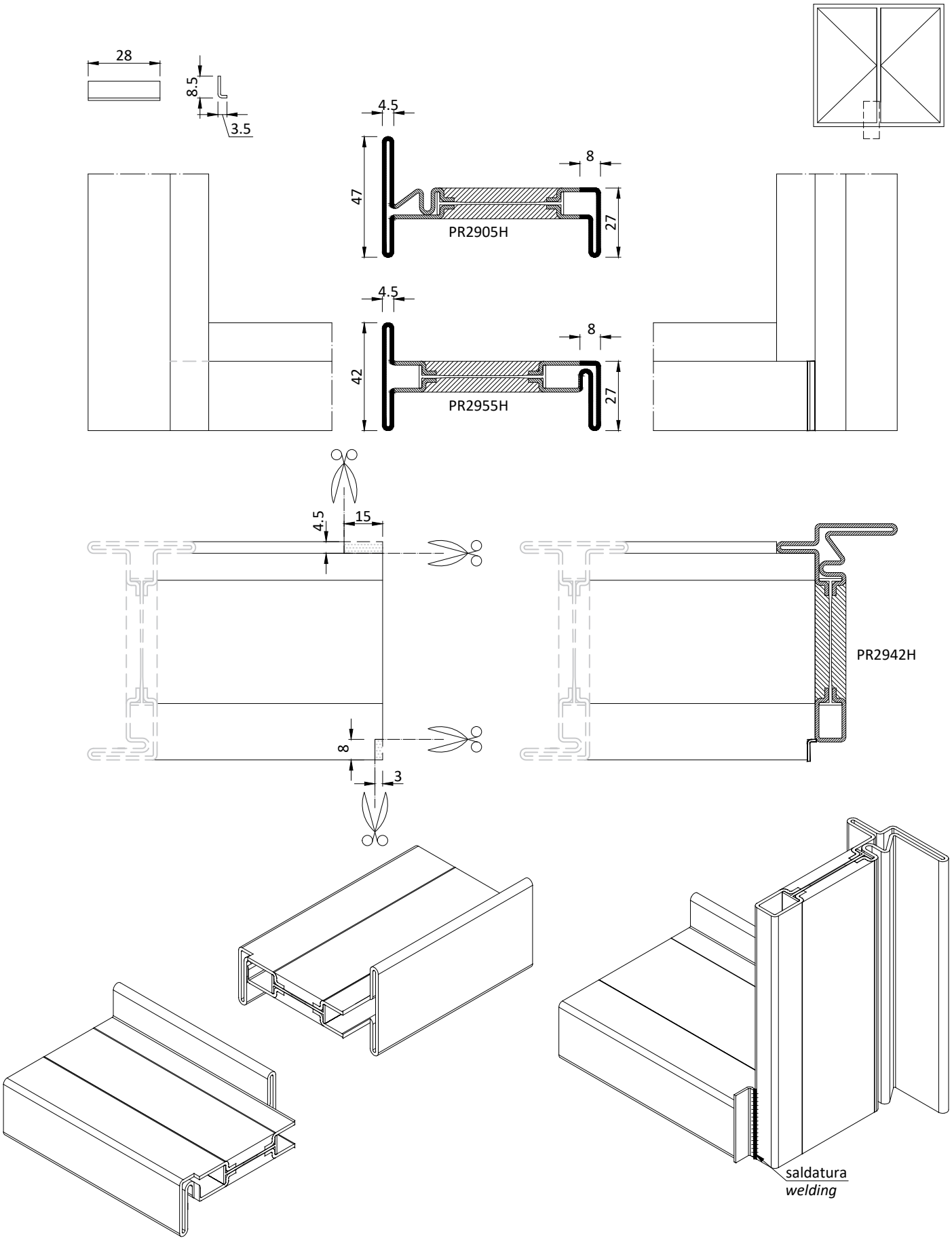

Nota: i fondini sono forniti di dimensioni maggiori da rifilare dopo la saldatura
Note: *the fitting are provided larger by trimming after welding*

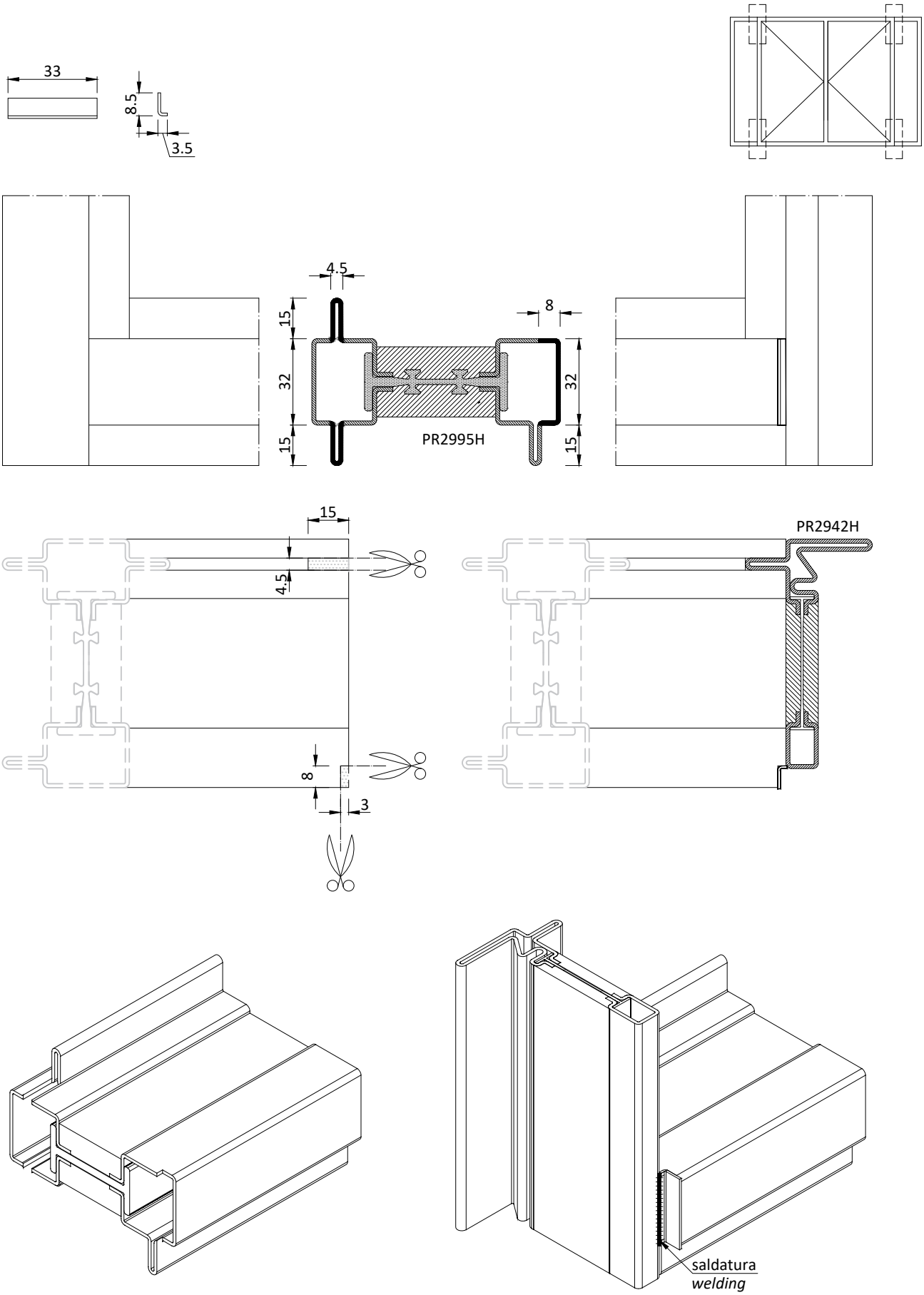

Nota: i fondini sono forniti di dimensioni maggiori da rifilare dopo la saldatura
Note: *the fitting are provided larger by trimming after welding*

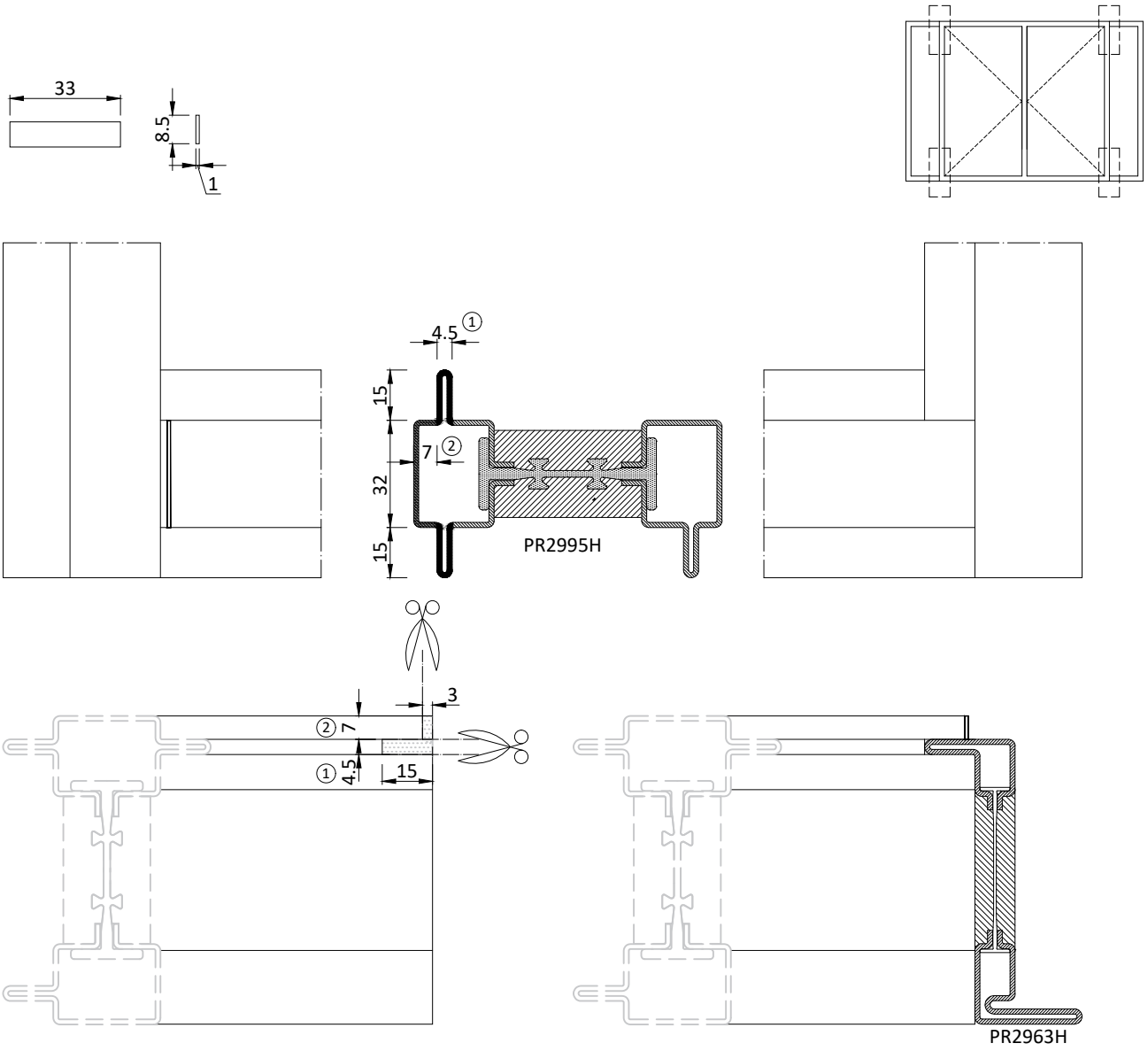

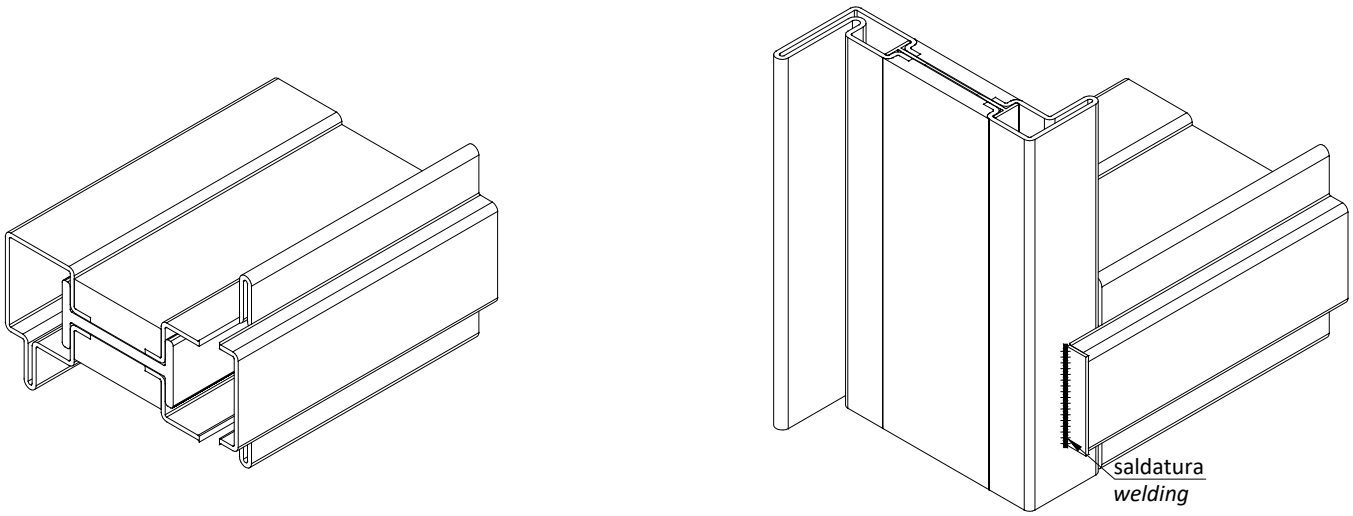

Nota: i fondini sono forniti di dimensioni maggiori da rifilare dopo la saldatura
Note: *the fitting are provided larger by trimming after welding*

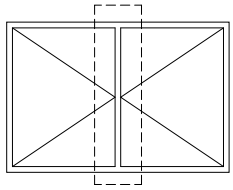

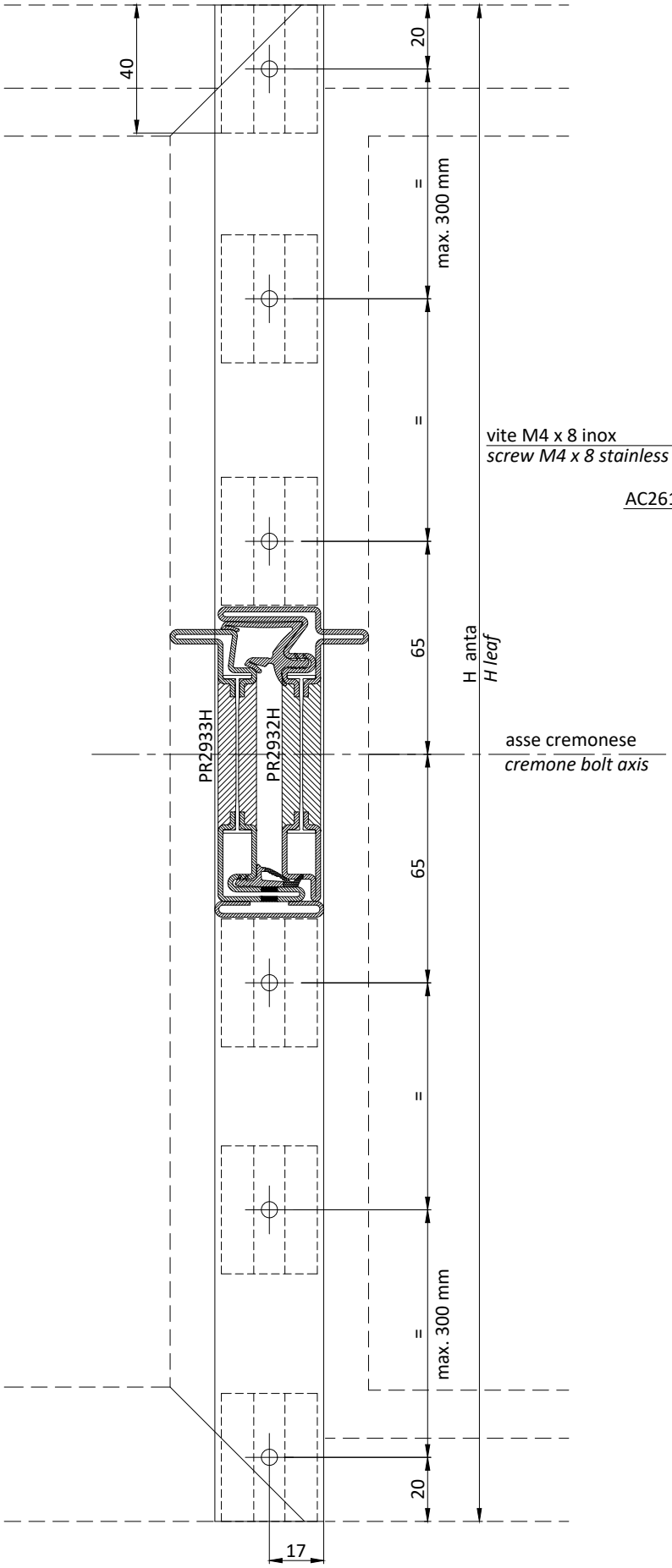
40
20
=
max. 300 mm
=
65
H anta
H leaf
PR2933H
PR2932H
asse cremonese
cremone bolt axis
65
=
=
max. 300 mm
20
17

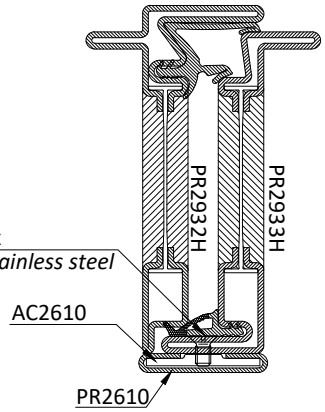
PR2932H
PR2933H
vite M4 x 8 inox
screw M4 x 8 stainless steel
AC2610
PR2610

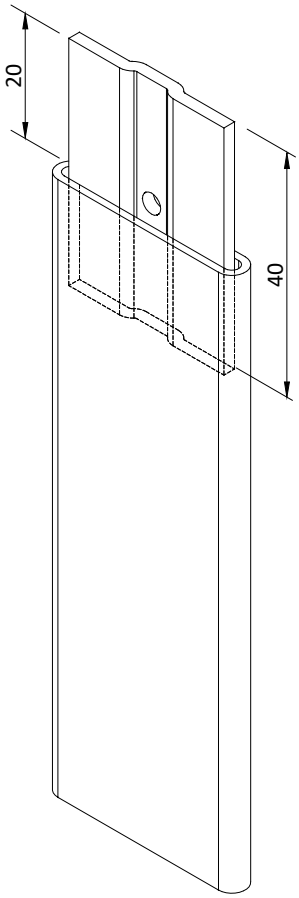
20
40

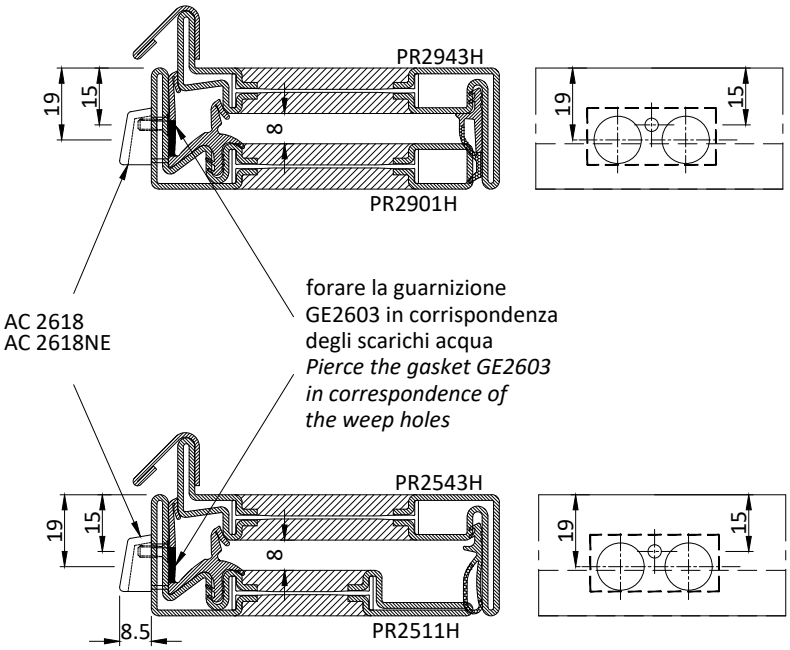

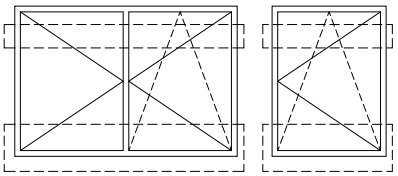

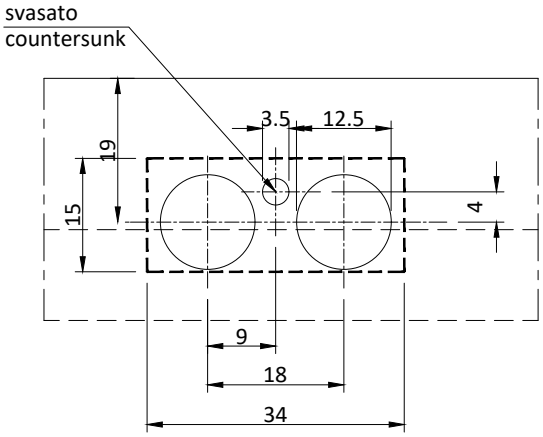

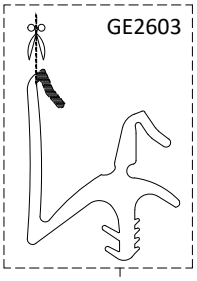

Tagliare la guarnizione per 20 mm | *Cut the gasket to 20 mm*

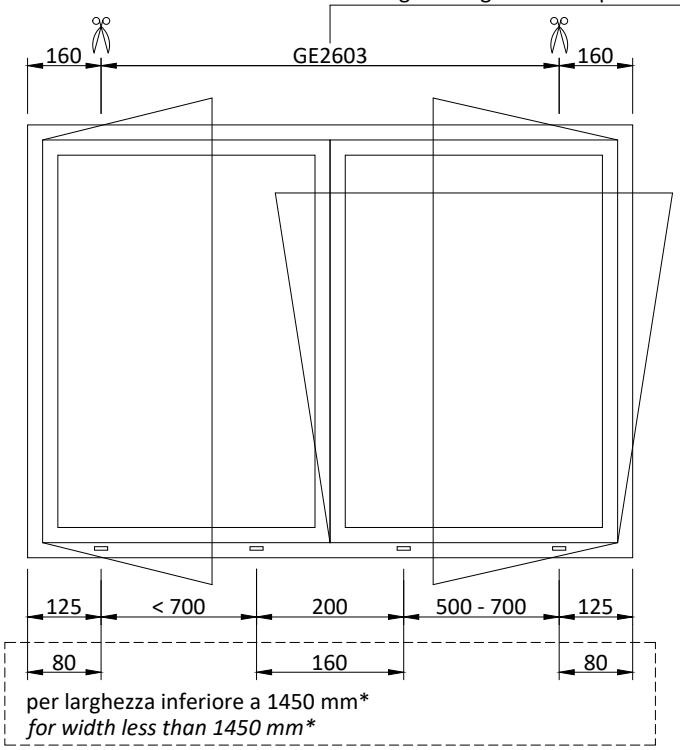

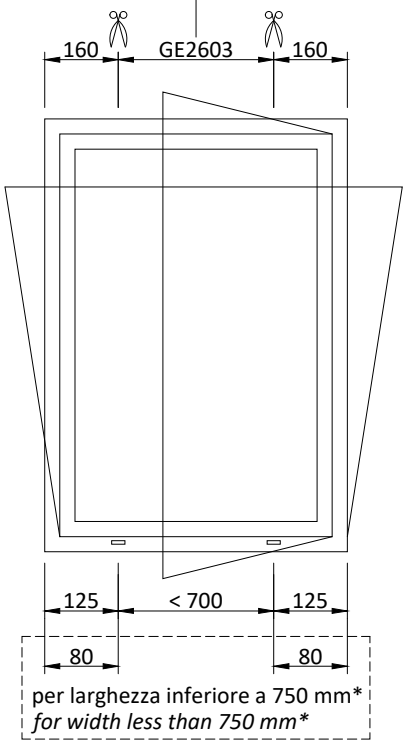

* tagliare l'angolo vulcanizzato AC2617NG per 30 mm
** cut the vulcanised corner gasket AC2617NG to 30 mm*

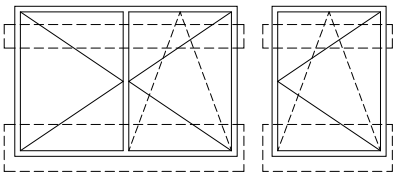

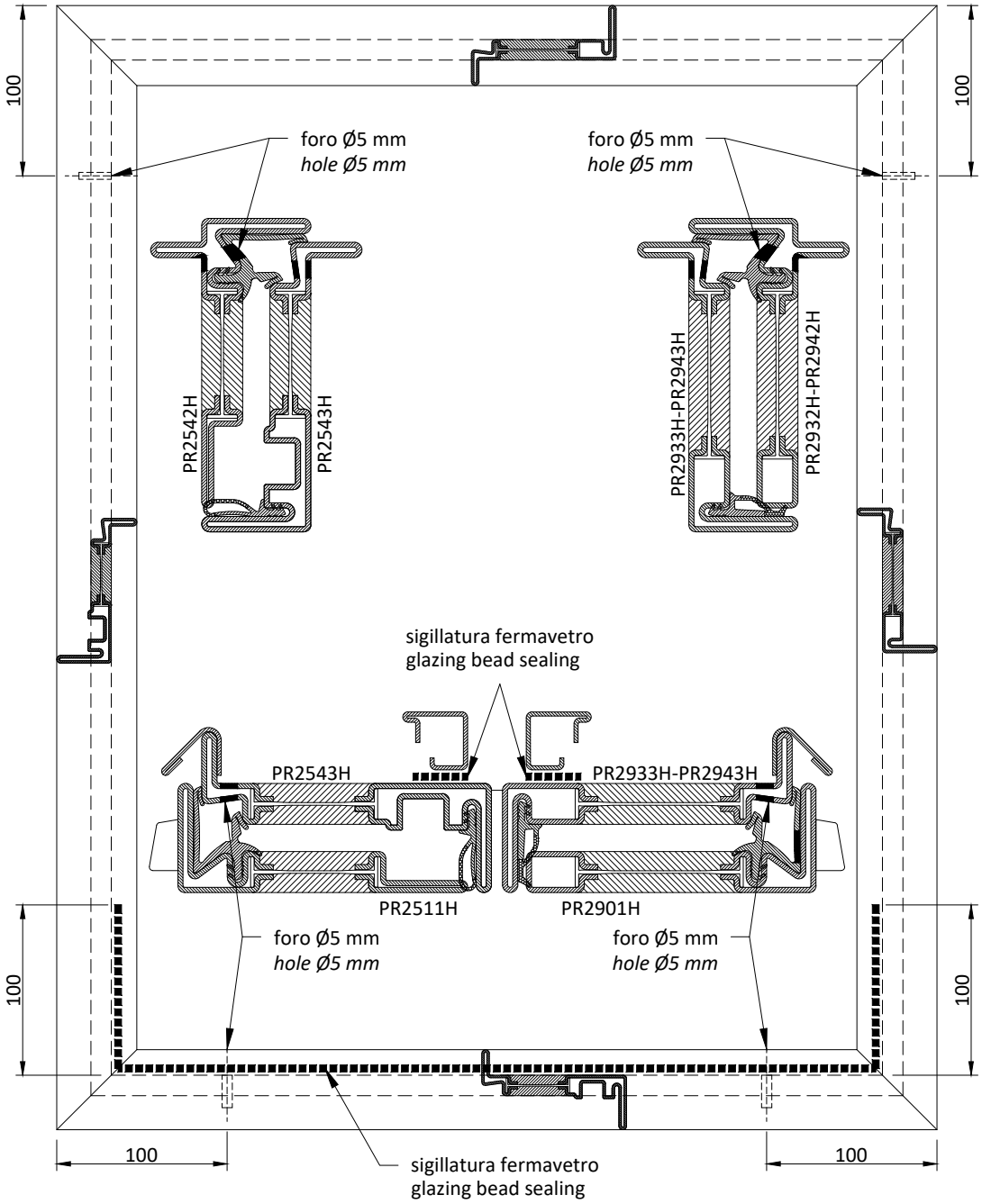
100
100
foro Ø5 mm
hole Ø5 mm
foro Ø5 mm
hole Ø5 mm
PR2542H
PR2543H
PR2933H-PR2943H
PR2932H-PR2942H
sigillatura fermavetro
glazing bead sealing
PR2543H
PR2933H-PR2943H
PR2511H
PR2901H
foro Ø5 mm
hole Ø5 mm
foro Ø5 mm
hole Ø5 mm
100
100
100
100
sigillatura fermavetro
glazing bead sealing

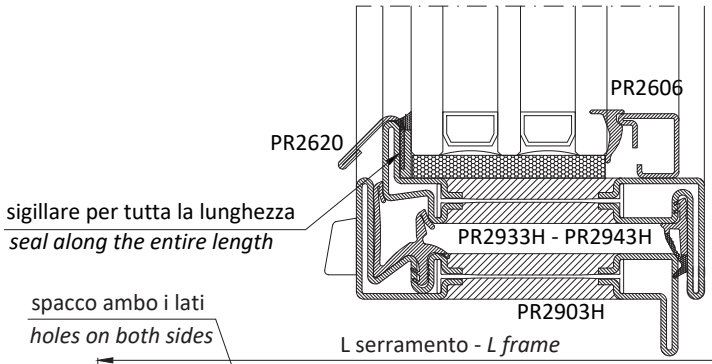

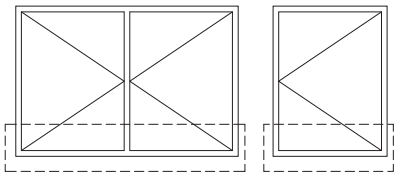

Lavorazione valida per profili PR2542H-PR2543H

Tooling valid for profiles PR2542H - PR2543H

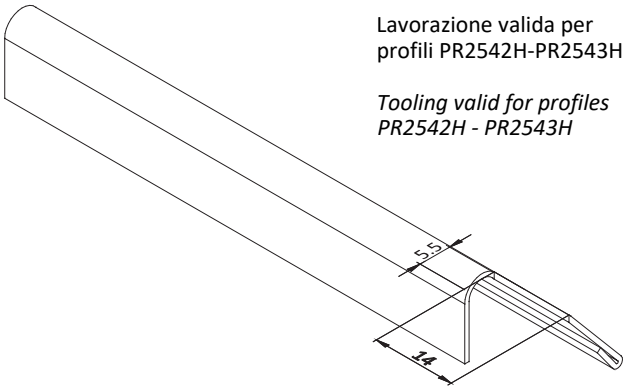

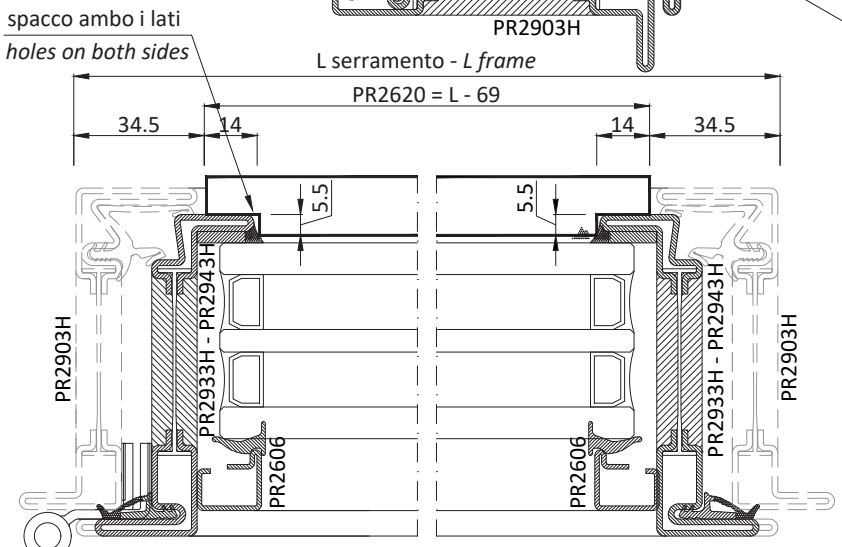

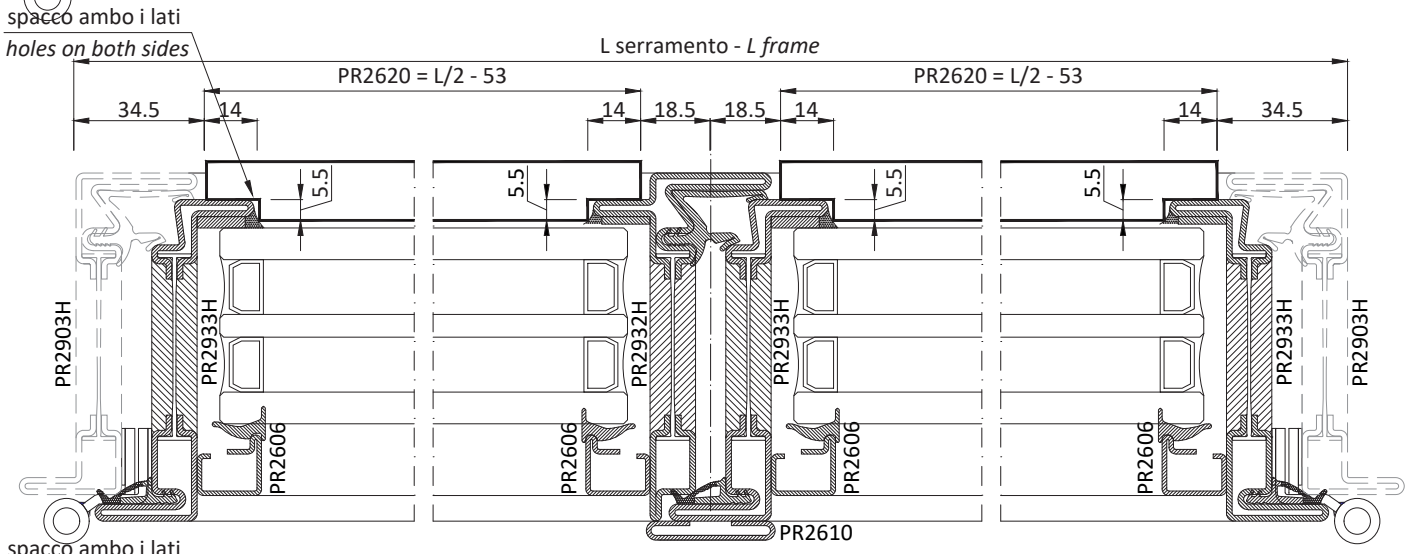

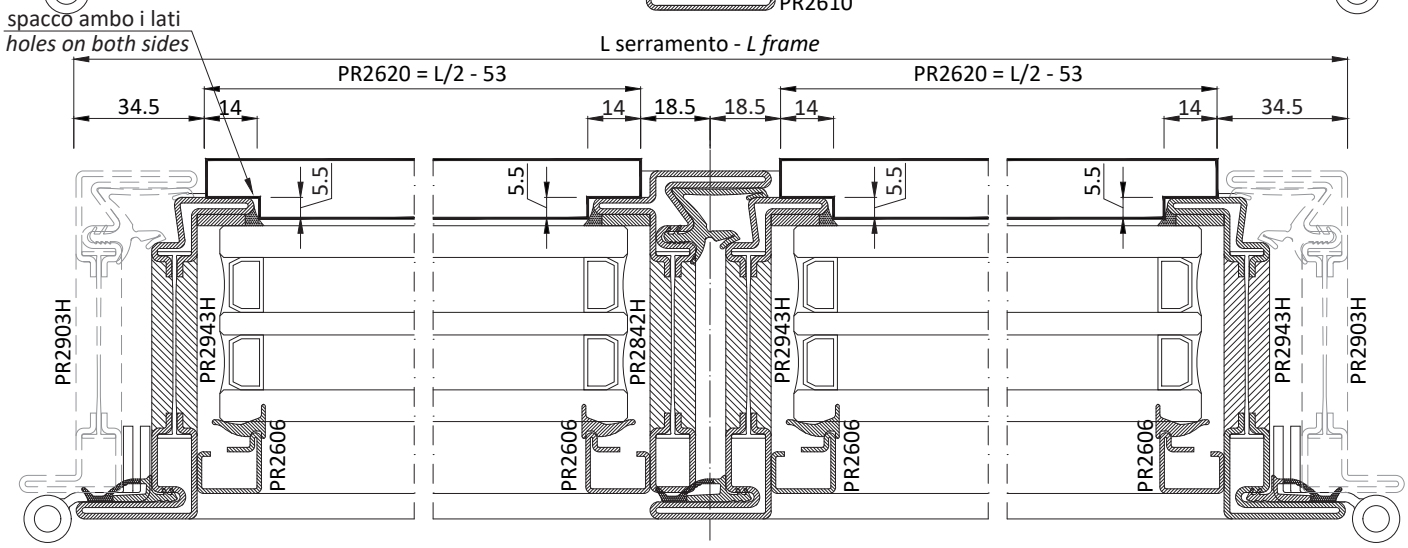

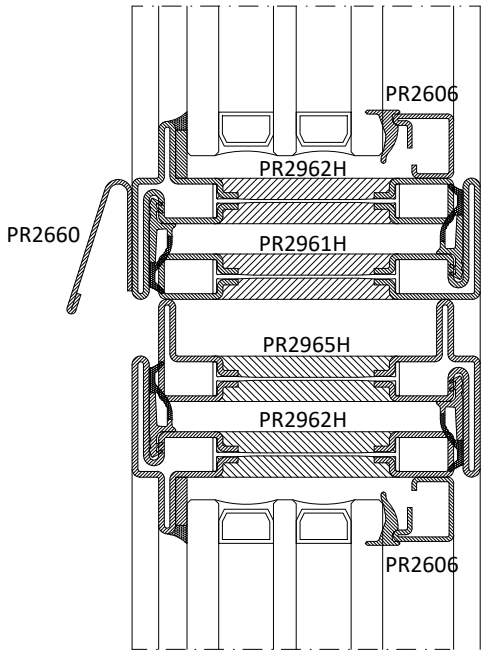
PR2606
PR2962H
PR2660
PR2961H
PR2965H
PR2962H
PR2606

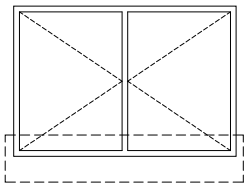

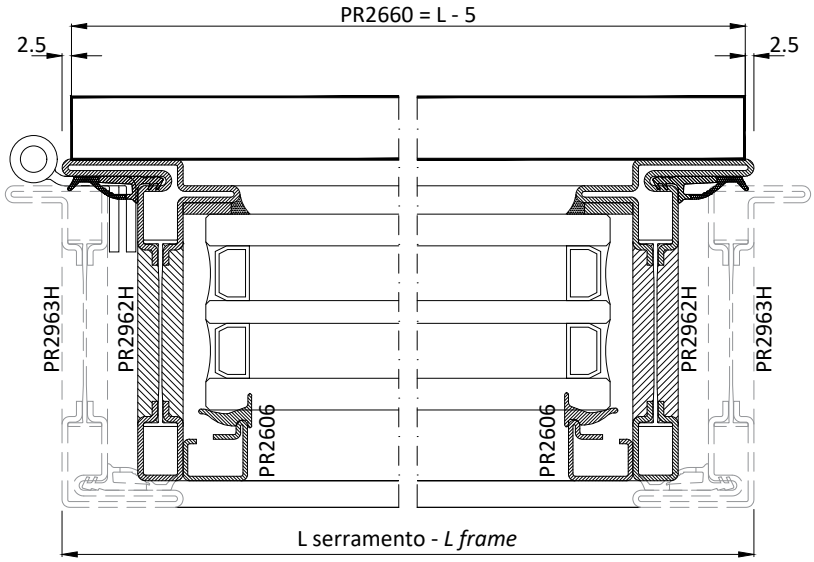
PR2660 = L - 5
2.5
2.5
PR2963H
PR2962H
PR2606
PR2606
PR2962H
PR2963H
L serramento - *L frame*

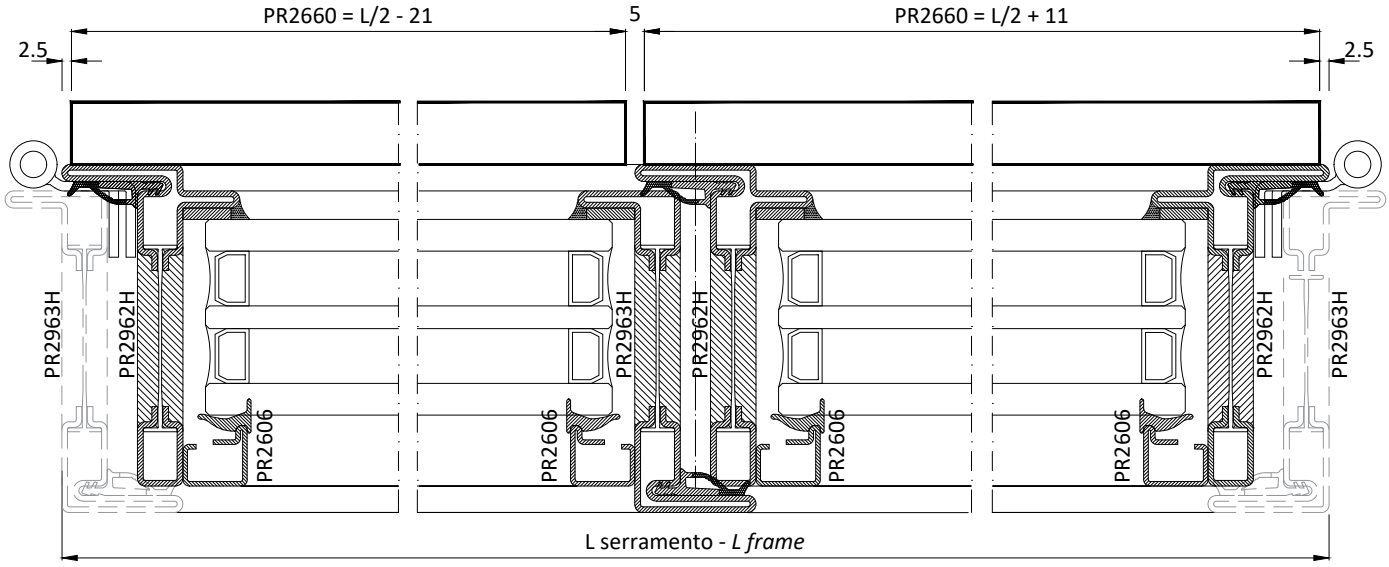
PR2660 = L/2 - 21
5
PR2660 = L/2 + 11
2.5
2.5
PR2963H
PR2962H
PR2606
PR2606
PR2963H
PR2962H
PR2606
PR2606
PR2962H
PR2963H
L serramento - *L frame*

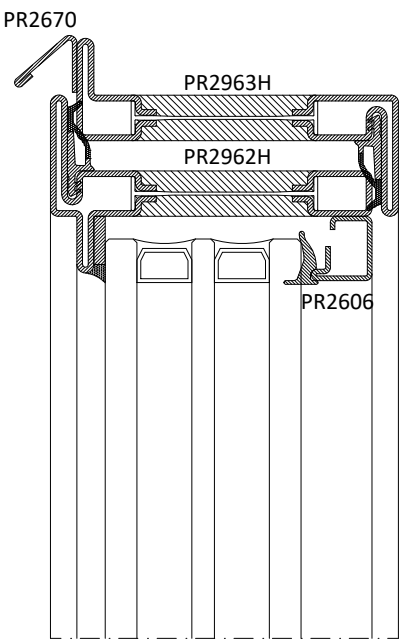
PR2670
PR2963H
PR2962H
PR2606

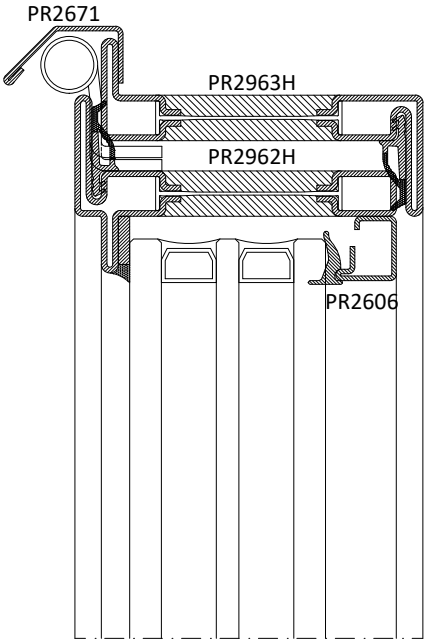
PR2671
PR2963H
PR2962H
PR2606

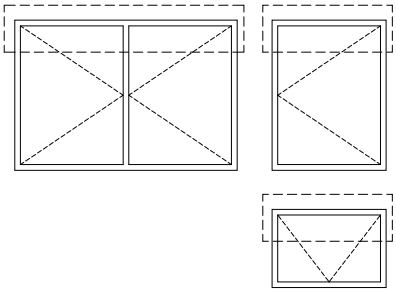

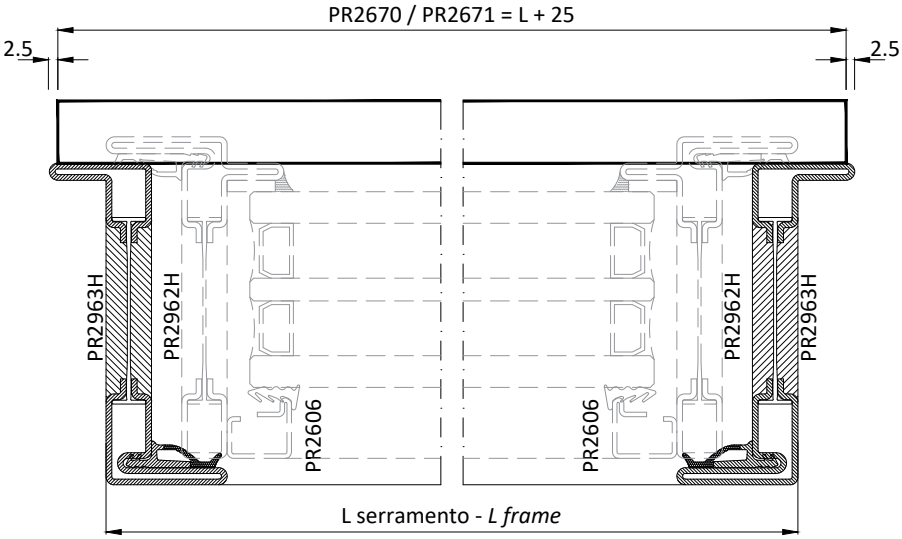
PR2670 / PR2671 = L + 25
2.5
2.5
PR2963H
PR2962H
PR2606
PR2606
PR2962H
PR2963H
L serramento - *L frame*

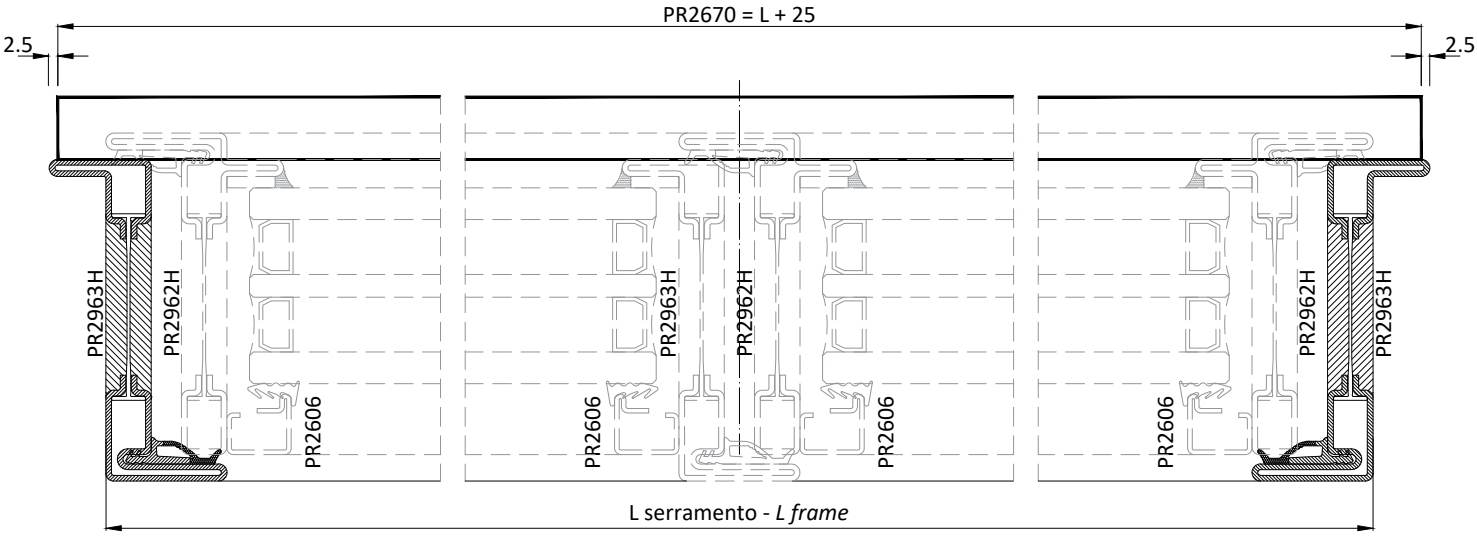
PR2670 = L + 25
2.5
2.5
PR2963H
PR2962H
PR2606
PR2963H
PR2962H
PR2606
PR2606
PR2962H
PR2963H
L serramento - *L frame*

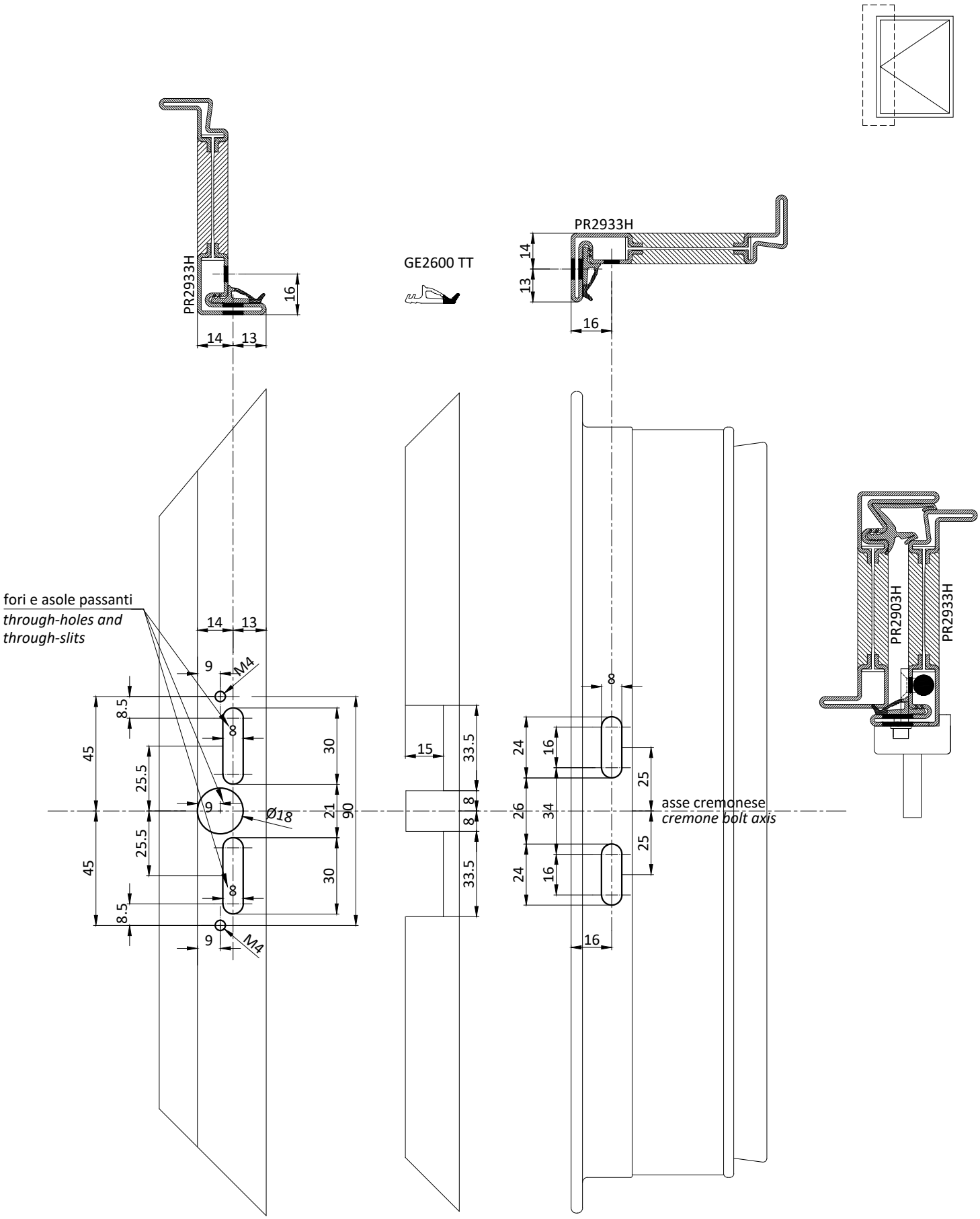

Per l'applicazione del cremonese AC2623D/S, utilizzare maschera AT2823
For the installation of AC2623D/S cremone bolt, please use the jig AT2823

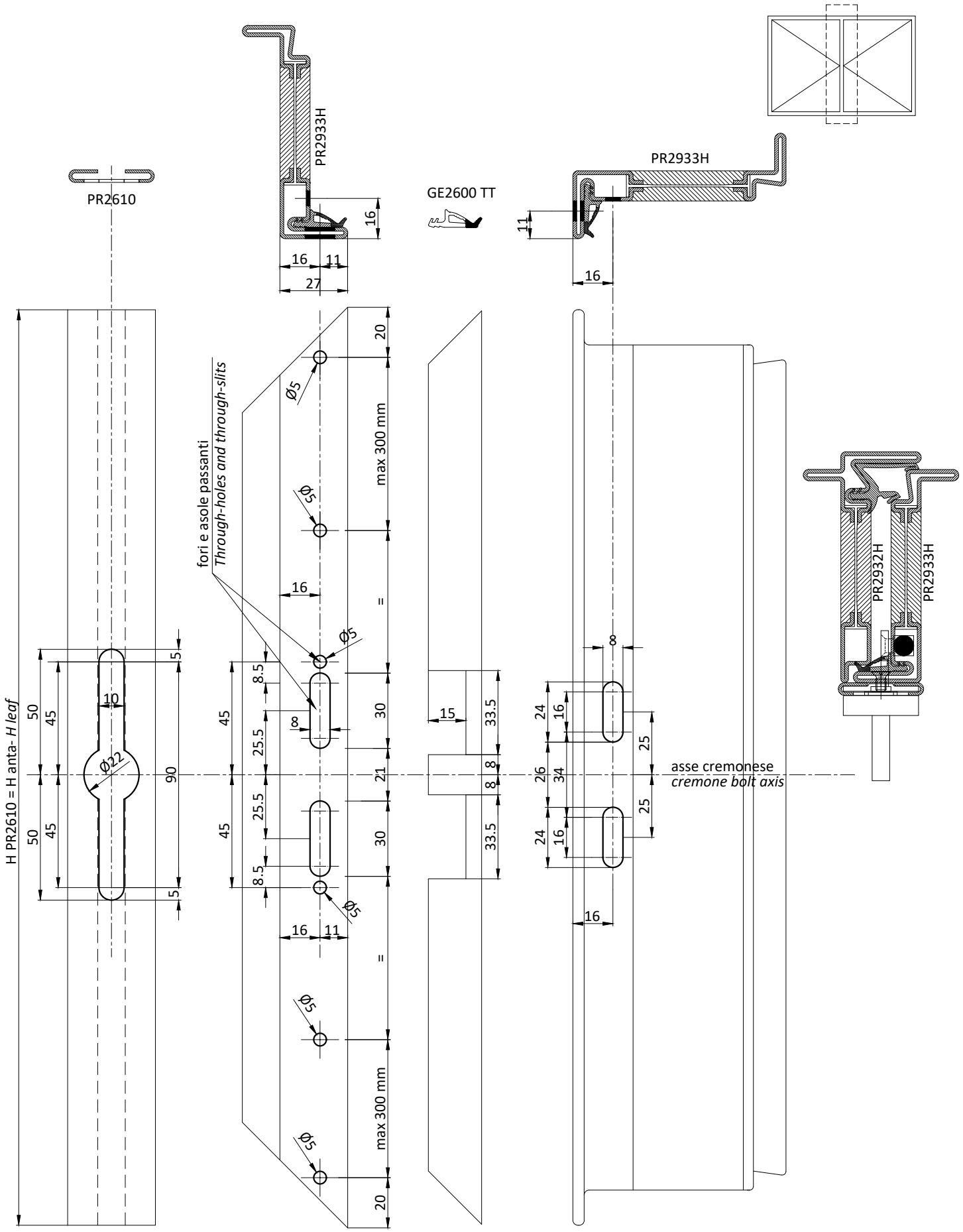

Per l'applicazione del cremonese AC2624D/S, utilizzare maschera AT2824
For the installation of AC2624D/S cremone bolt, please use the jig AT2824

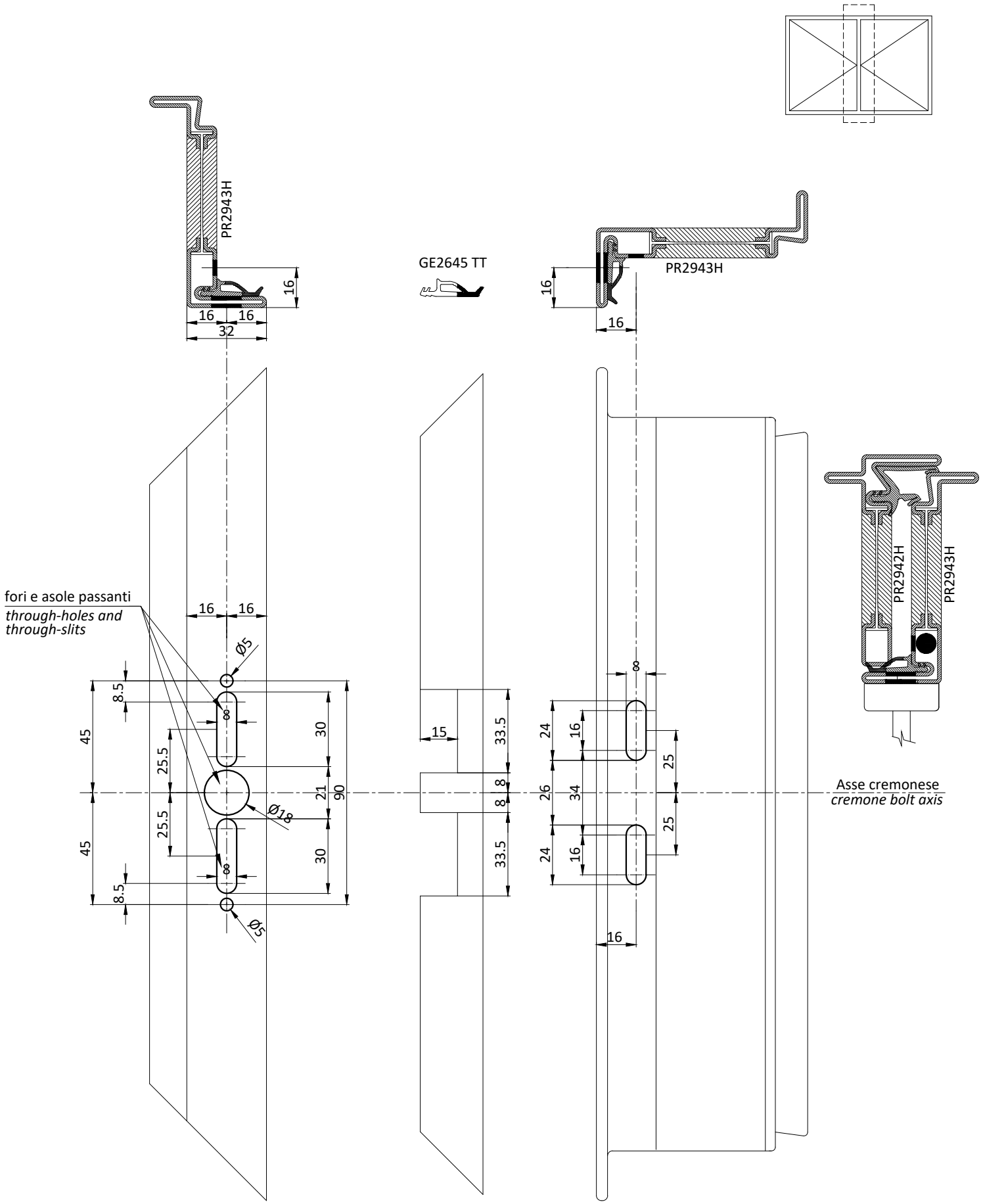

Per l'applicazione del cremonese AC2624D/S, utilizzare maschera AT2825
For the installation of AC2624D/S cremone bolt, please use the jig AT2825

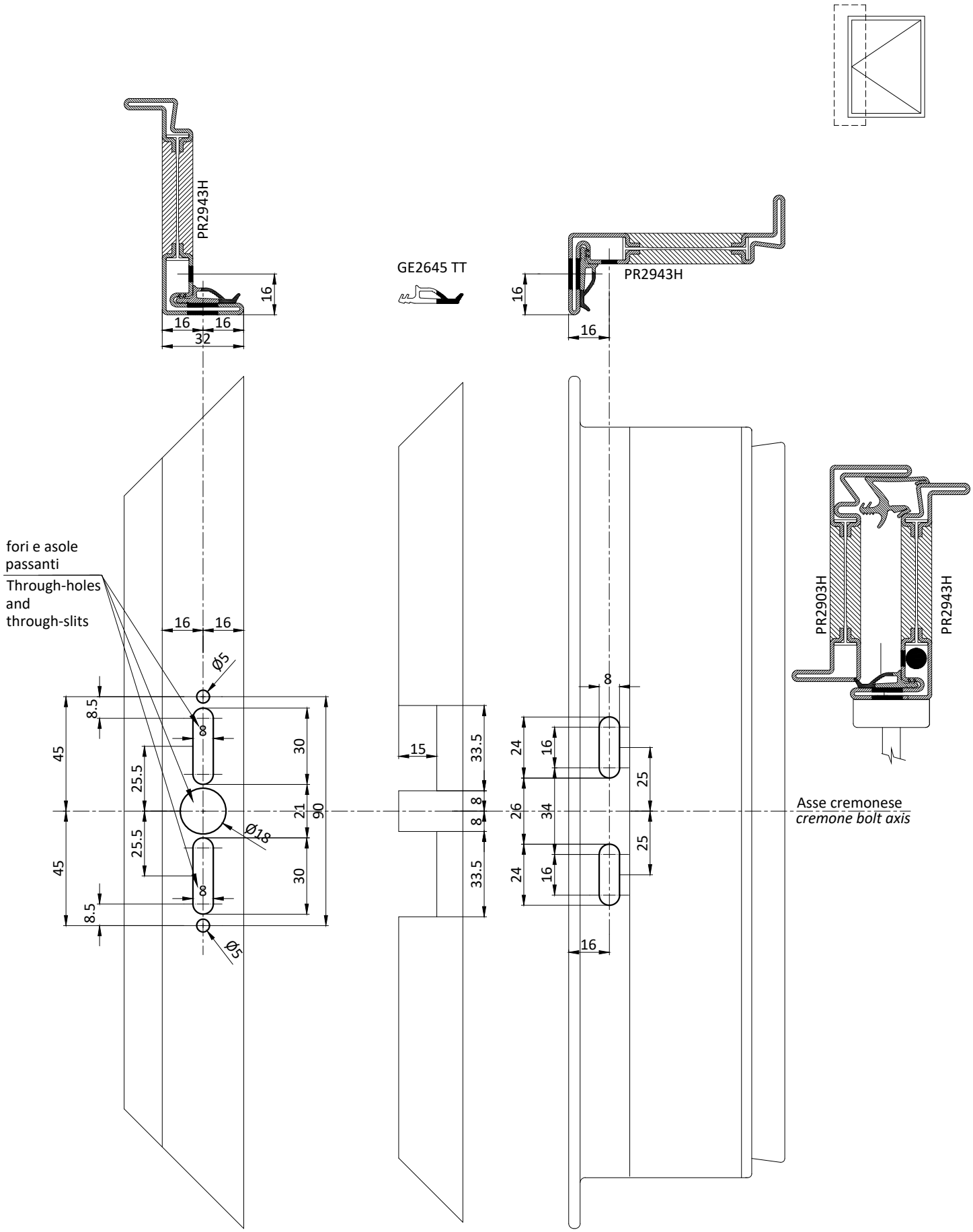

Per l'applicazione del cremonese AC2625D/S, utilizzare maschera AT2825
For the installation of AC2625D/S cremone bolt, please use the jig AT2825

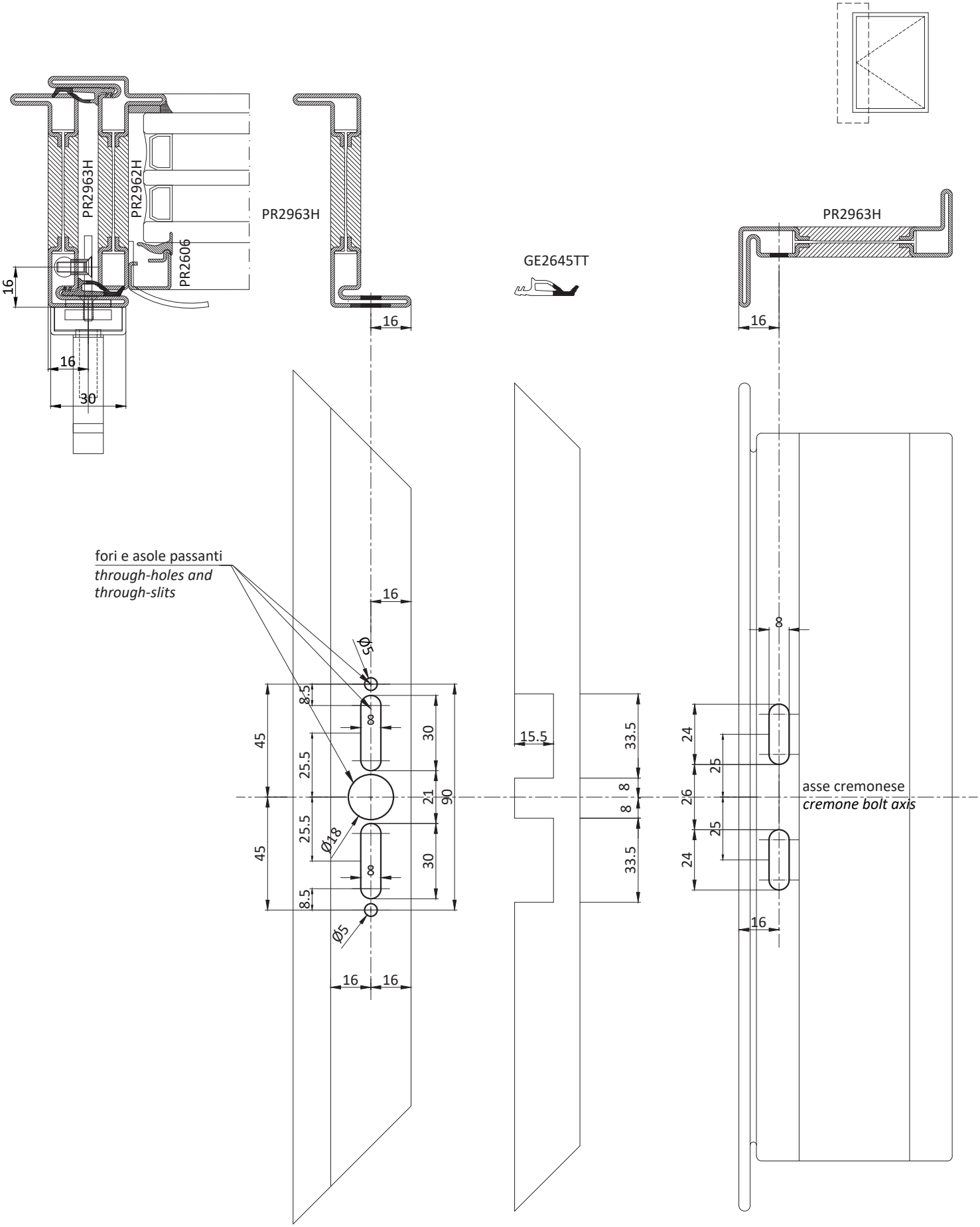

Per l'applicazione del cremonese AC2683D/S, utilizzare maschera AT2825
For the installation of AC2683D/S cremone bolt, please use the jig AT2825

lavorazione applicazione incontro
Processing for strike plate installation

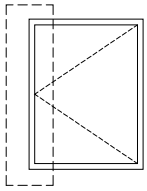

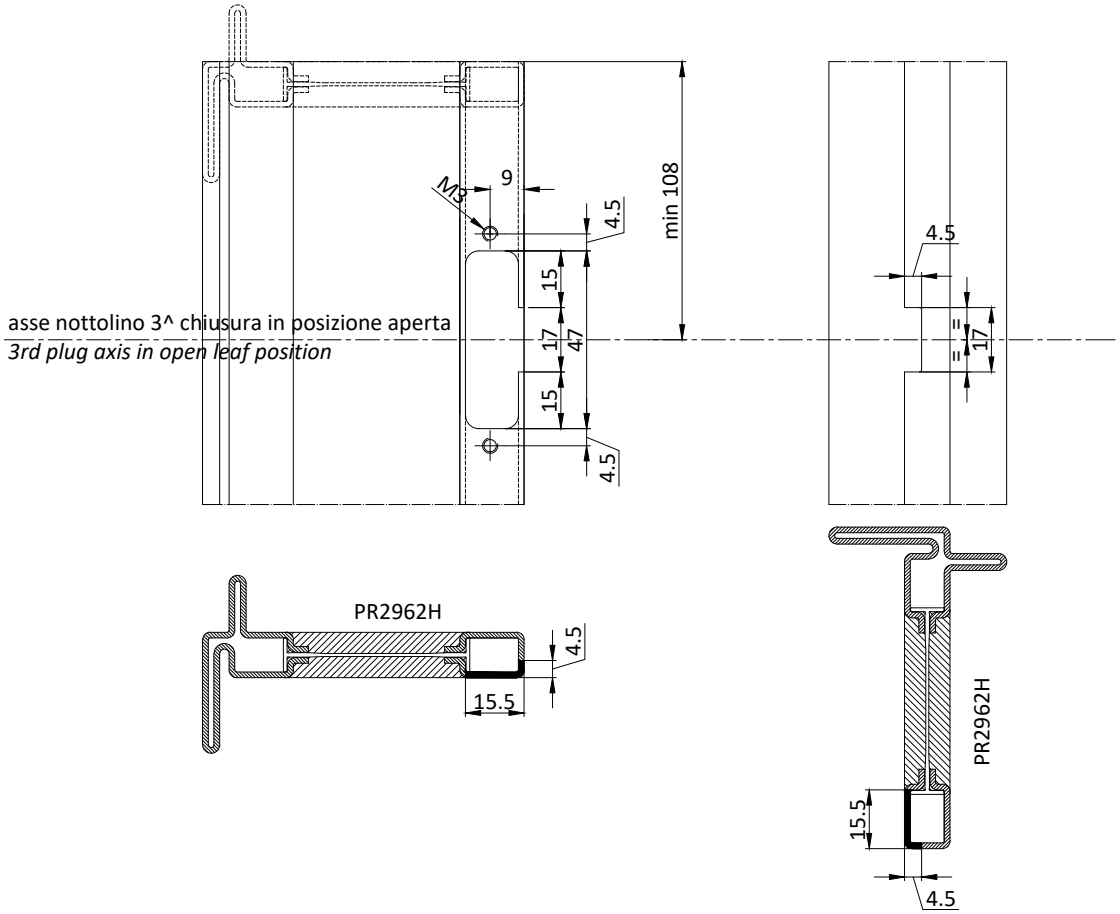

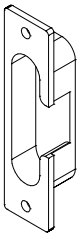

Incontro 3^ chiusura
3rd lock strike plate

lavorazione applicazione nottolino
Processing for plug installation

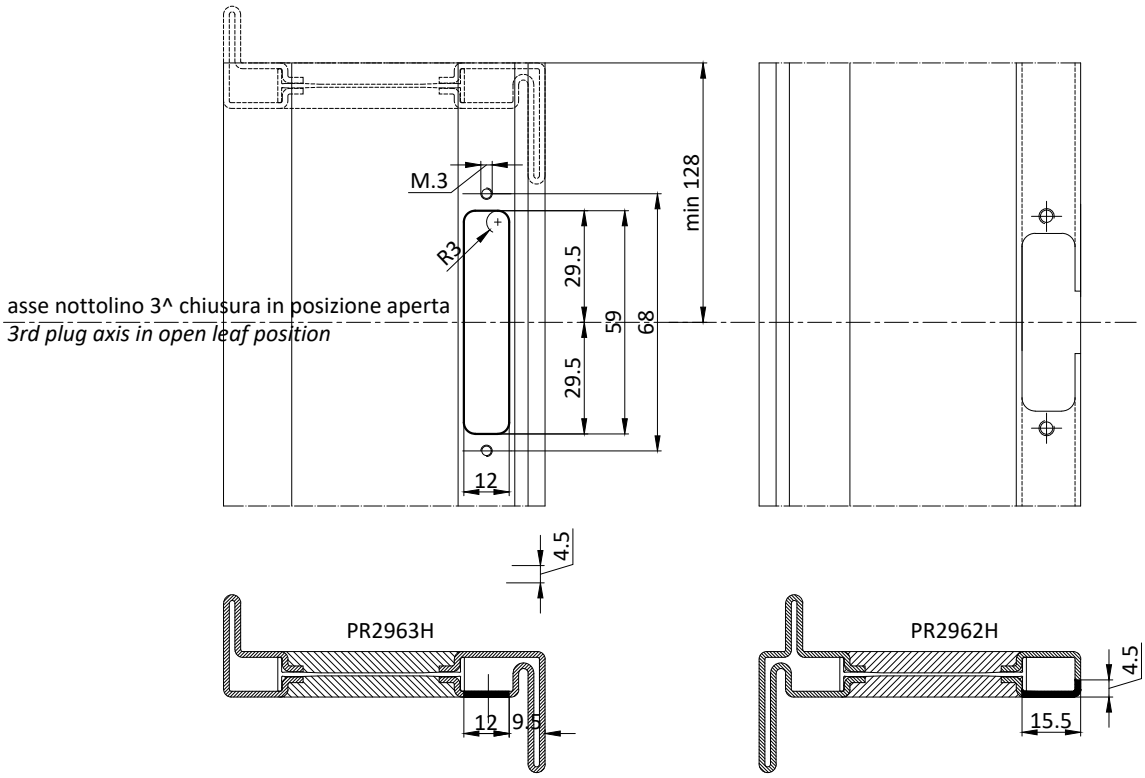

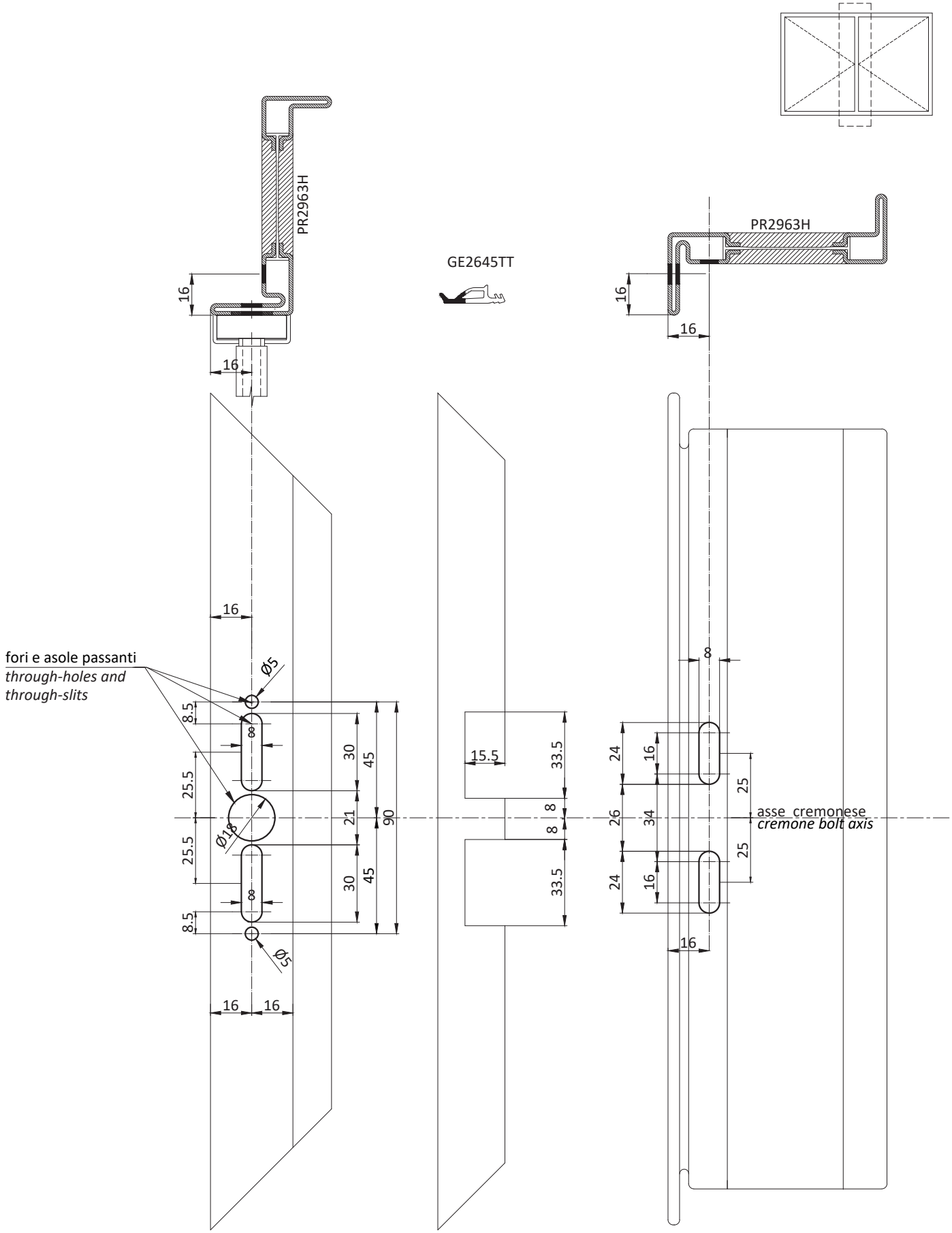

Per l'applicazione del cremonese AC2684D/S, utilizzare maschera AT2825
For the installation of AC2684D/S cremone bolt, please use the jig AT2825

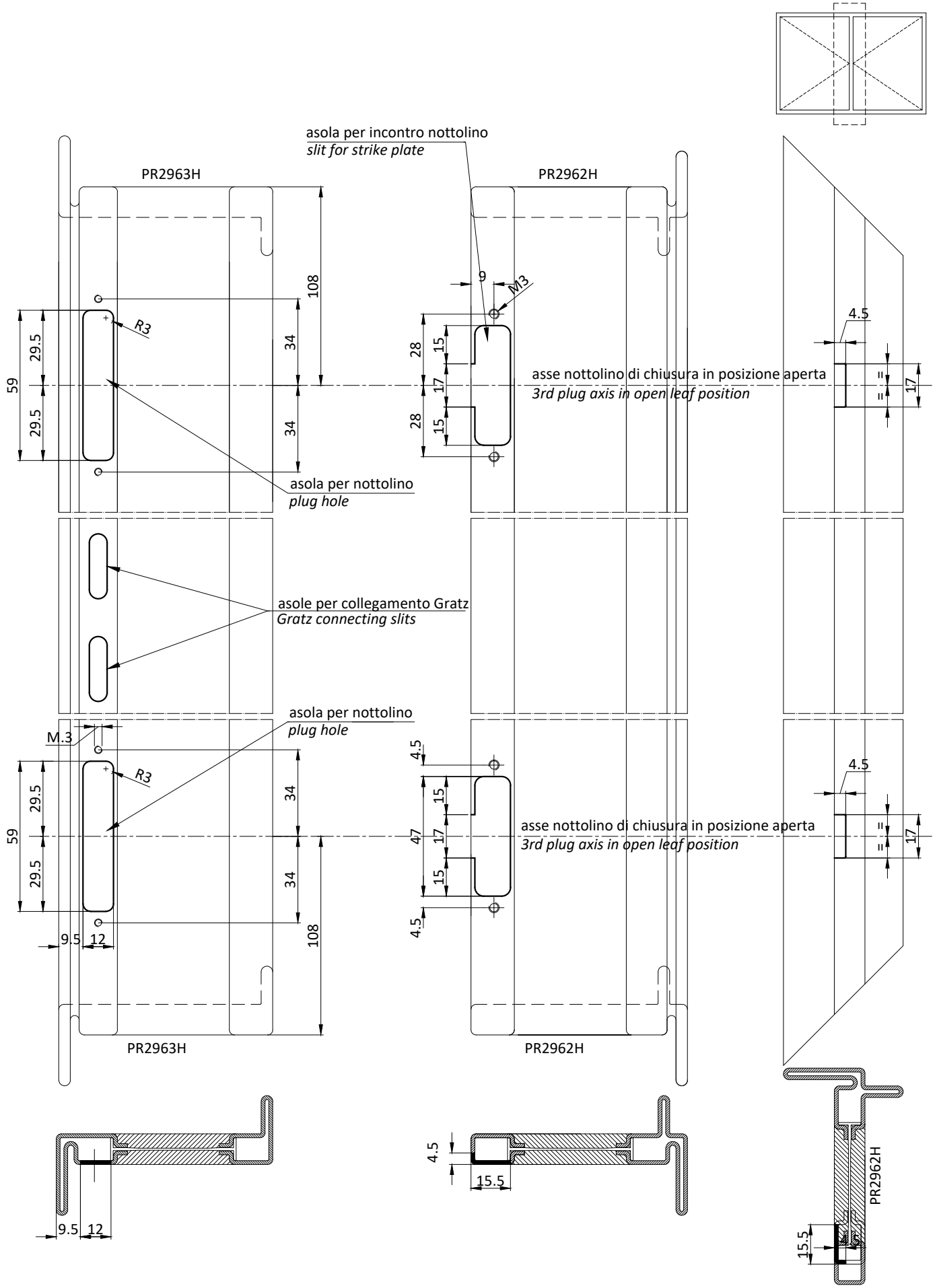
asola per incontro nottolino
slit for strike plate
PR2963H
PR2962H
108
34
34
59
29.5
29.5
R3
9
M3
28
15
17
28
15
4.5
17
asse nottolino di chiusura in posizione aperta
3rd plug axis in open leaf position
asola per nottolino
plug hole
asole per collegamento Gratz
Gratz connecting slits
asola per nottolino
plug hole
M.3
4.5
47
9.5
12
PR2963H
PR2962H
15.5

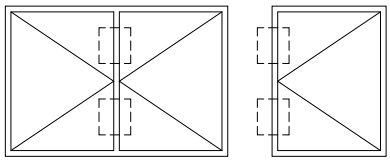

lavorazione applicazione incontro
Processing for the installation of the strike plate

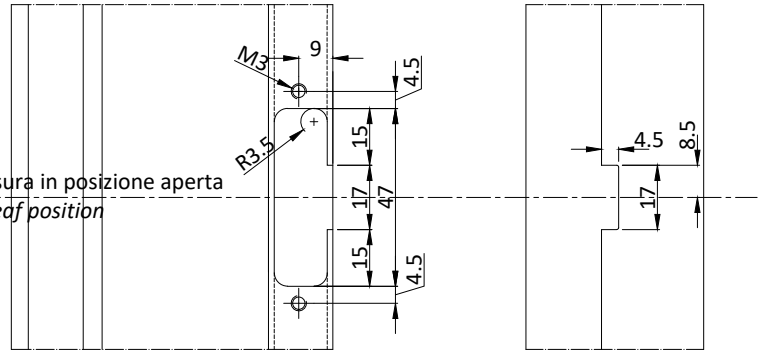

asse nottolino 3^ chiusura in posizione aperta
3rd plug axis in open leaf position

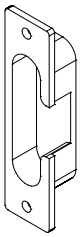

Incontro 3^ chiusura
3rd lock strike plate

N.B.: Distanza massima tra i punti di chiusura 1000 mm

N.B.: Distance between the closing points max. 1000 mm

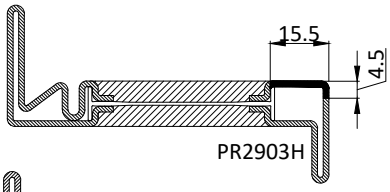

PR2903H

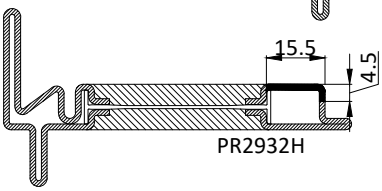

PR2932H

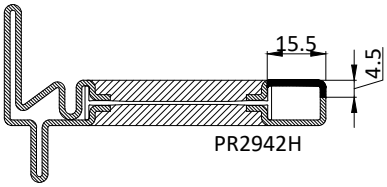

PR2942H

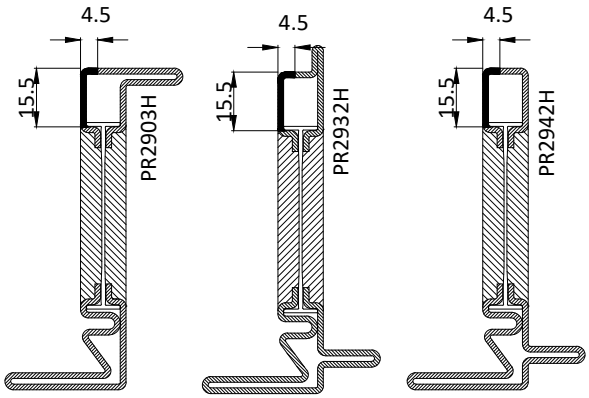

lavorazione applicazione nottolino
Processing for plug installation

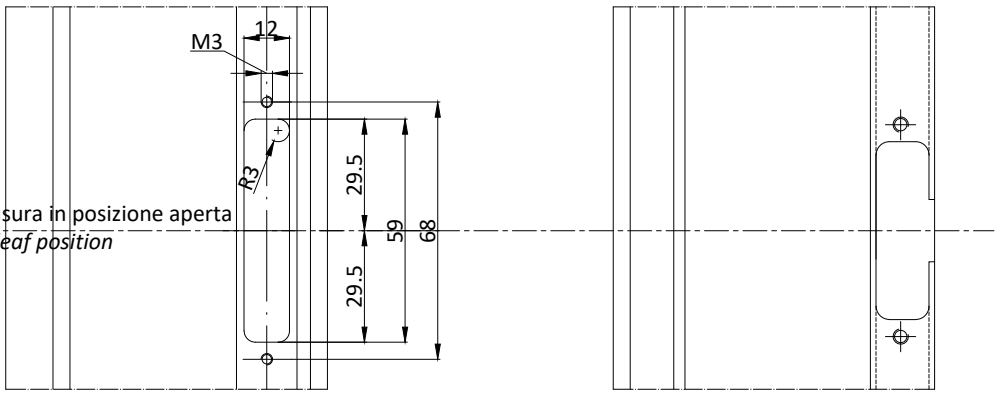

asse nottolino 3^ chiusura in posizione aperta
3rd plug axis in open leaf position

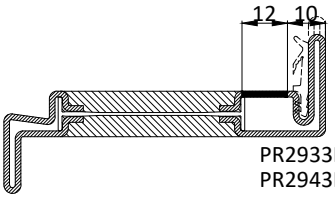

PR2933H
PR2943H

tagliare la guarnizione dove interseca la chiusura
cut the gasket in corrispondence of closure

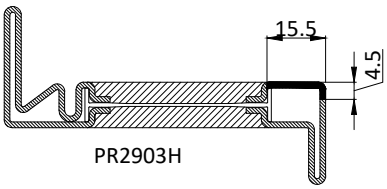

PR2903H

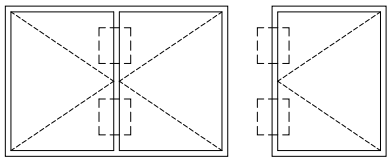

lavorazione applicazione incontro
Processing for the installation of the strike plate

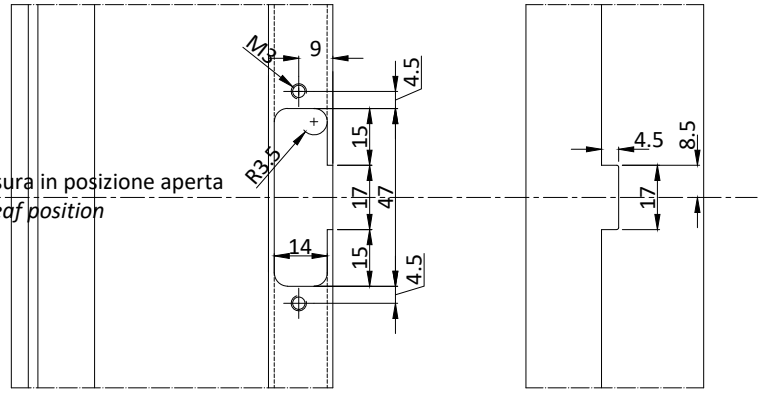

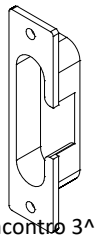

Incontro 3^ chiusura
3rd lock strike plate

N.B.: Distanza massima tra i punti di chiusura 1000 mm

N.B.: Distance between the closing points max. 1000 mm

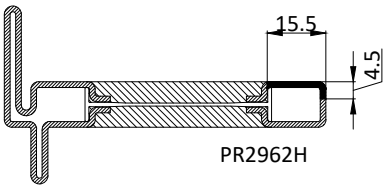

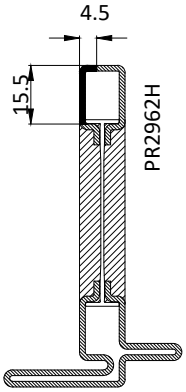

lavorazione applicazione nottolino
Processing for plug installation

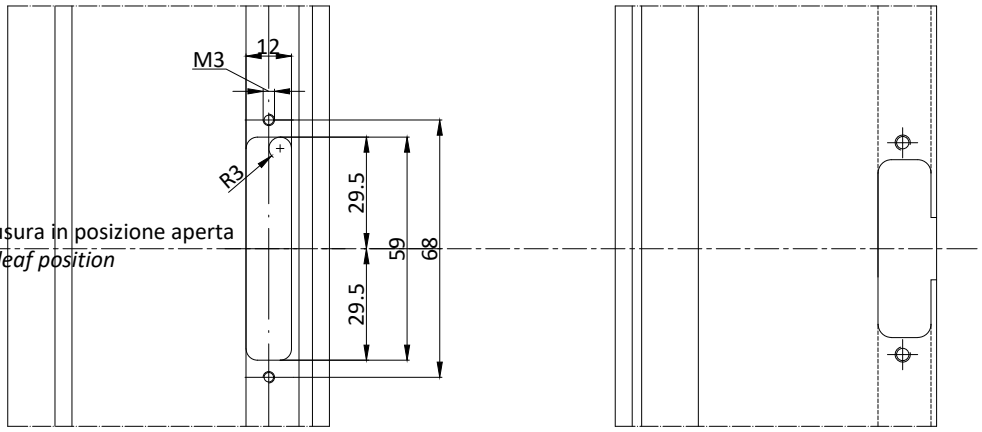

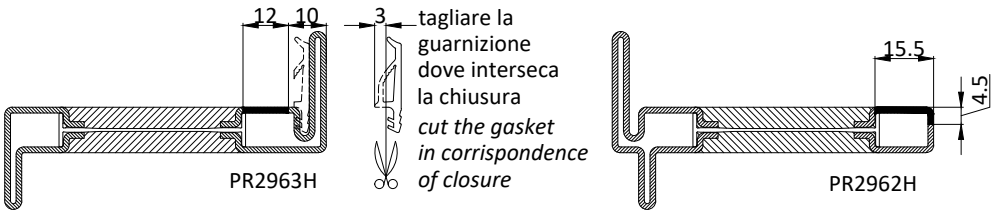

Peso max. per anta 100 kg
Max. weight for leaf: 100 kg

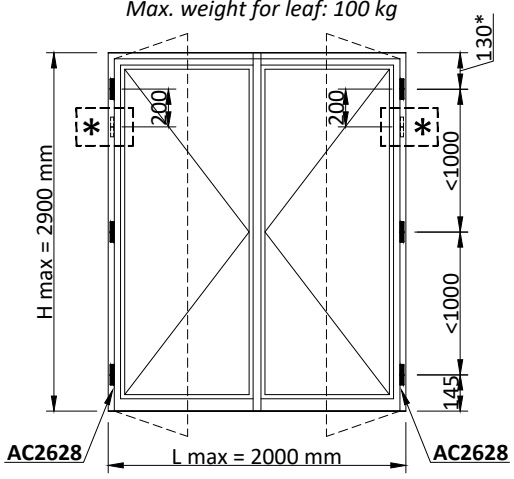

* Cerniera aggiuntiva per peso anta > di 100 kg - peso max 130 kg
Additional hinge for weight of leaf > di 100 kg - max 130 kg

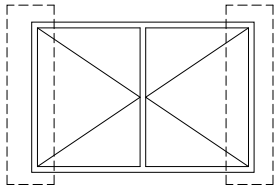

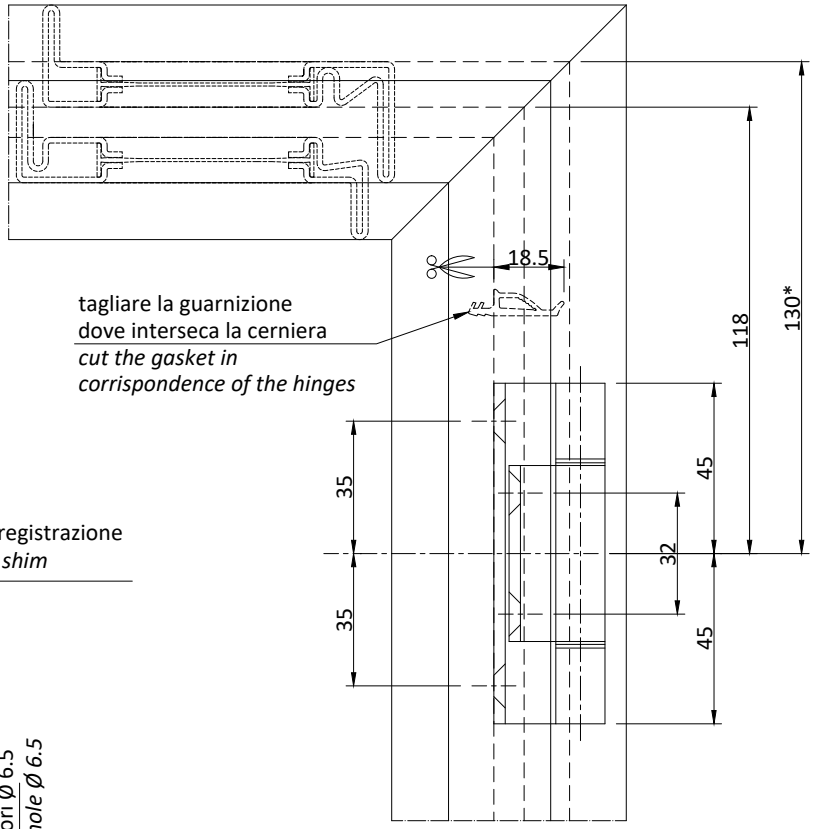

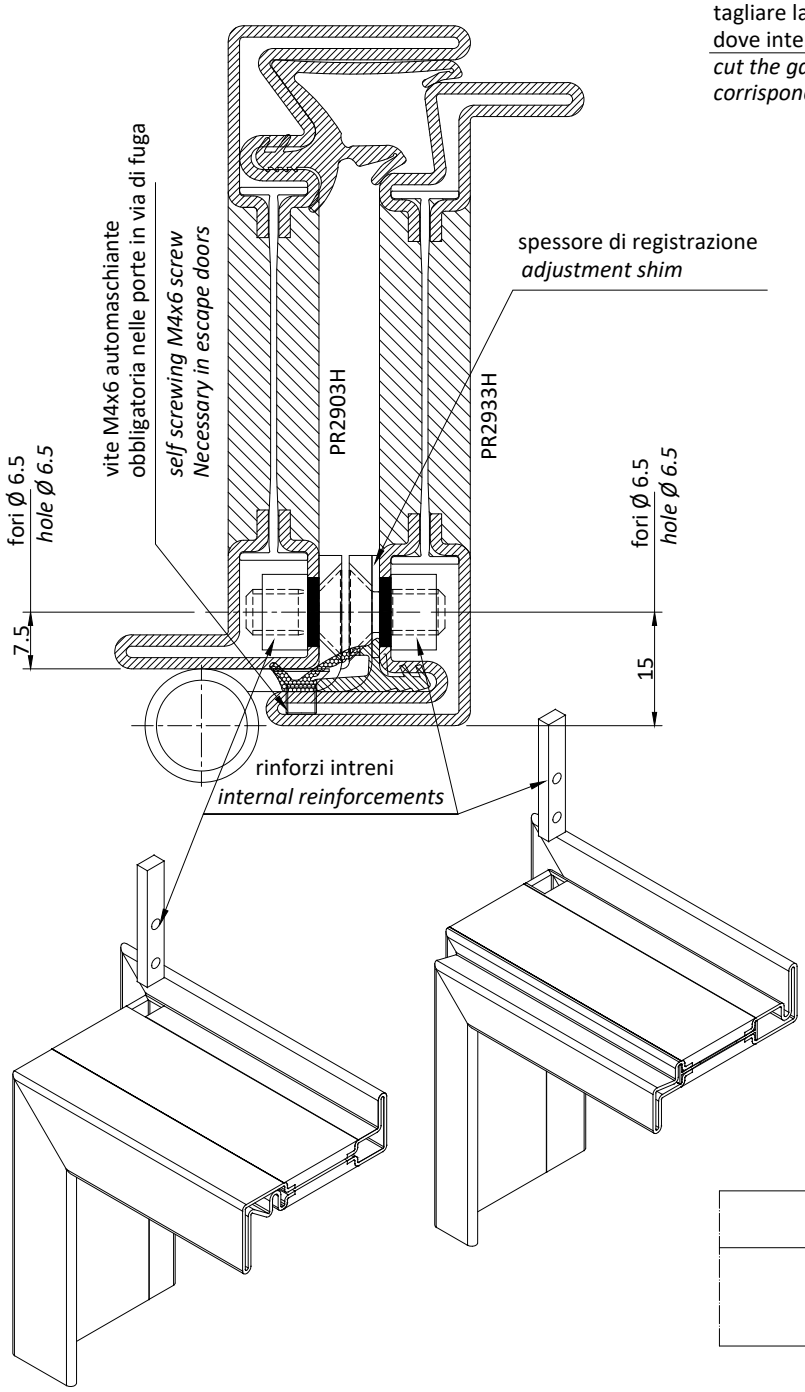

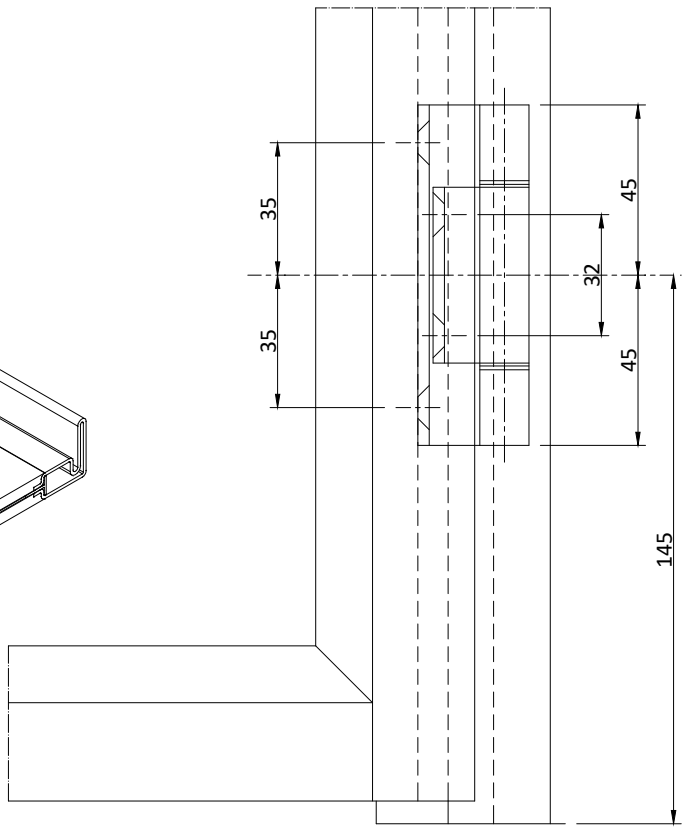

*150 mm ottone|*brass*

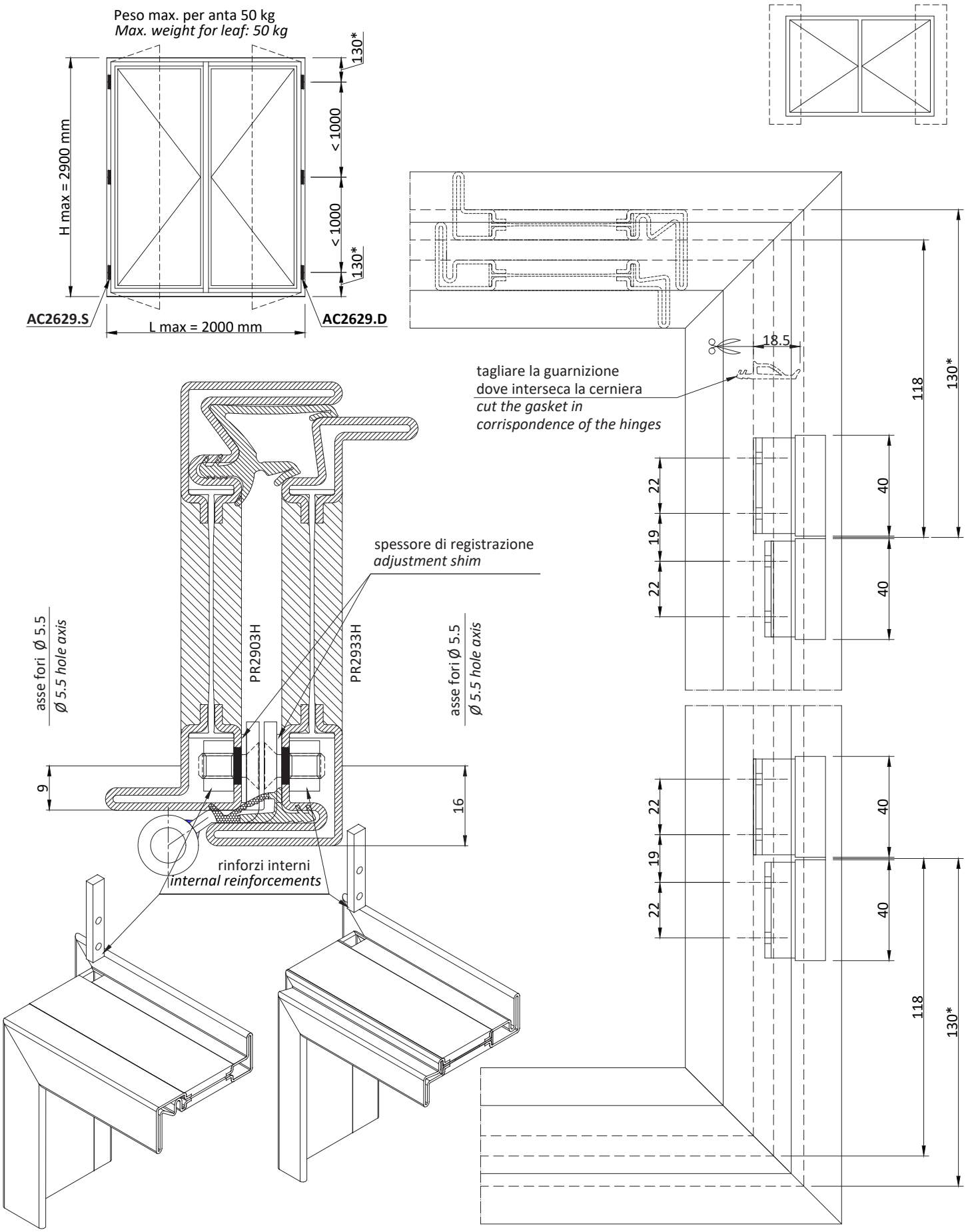

Per l'applicazione delle cerniere AC2629.D-S utilizzare maschera AT2629
For the installation of hinges AC2629.D-S please use the jig AT2629

*150 mm ottone|*brass*

AC2648 Peso max. per anta 100 kg
ACB648 Peso max. per anta 80 kg
AC2648 Max. weight for leaf: 100 kg
ACB648 Max. weight for leaf: 80 kg

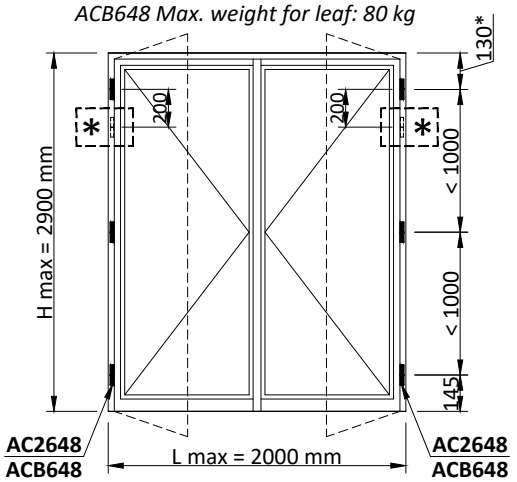

*AC2648
Cerniera aggiuntiva per peso anta
> di 100 kg - peso max 130 kg
Additional hinge for weight of leaf
> di 100 kg - max 130 kg

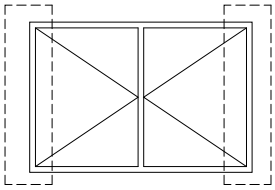

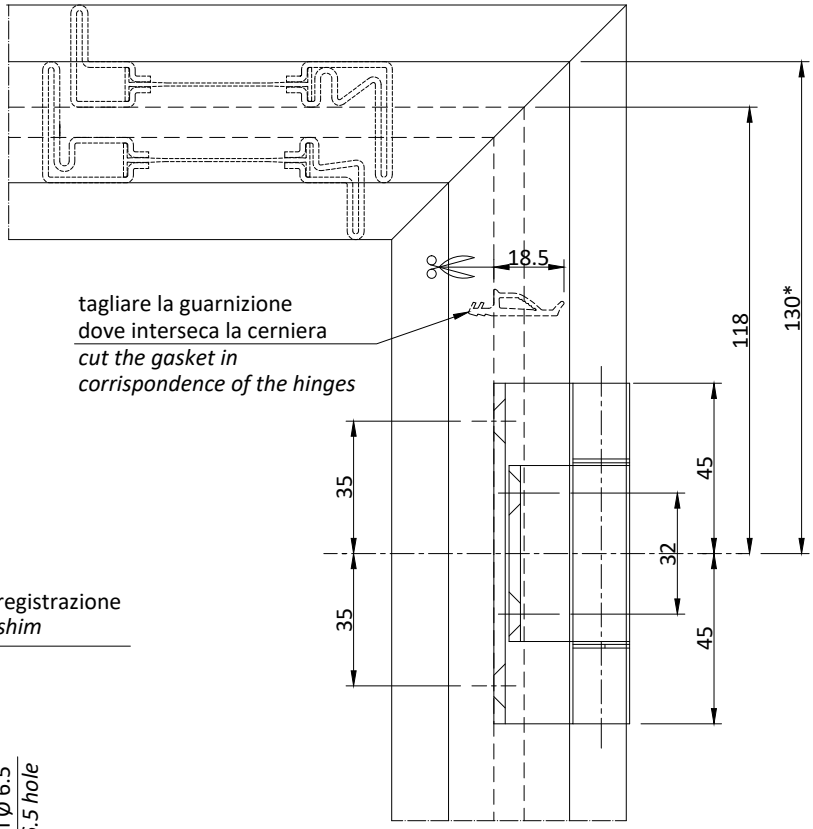

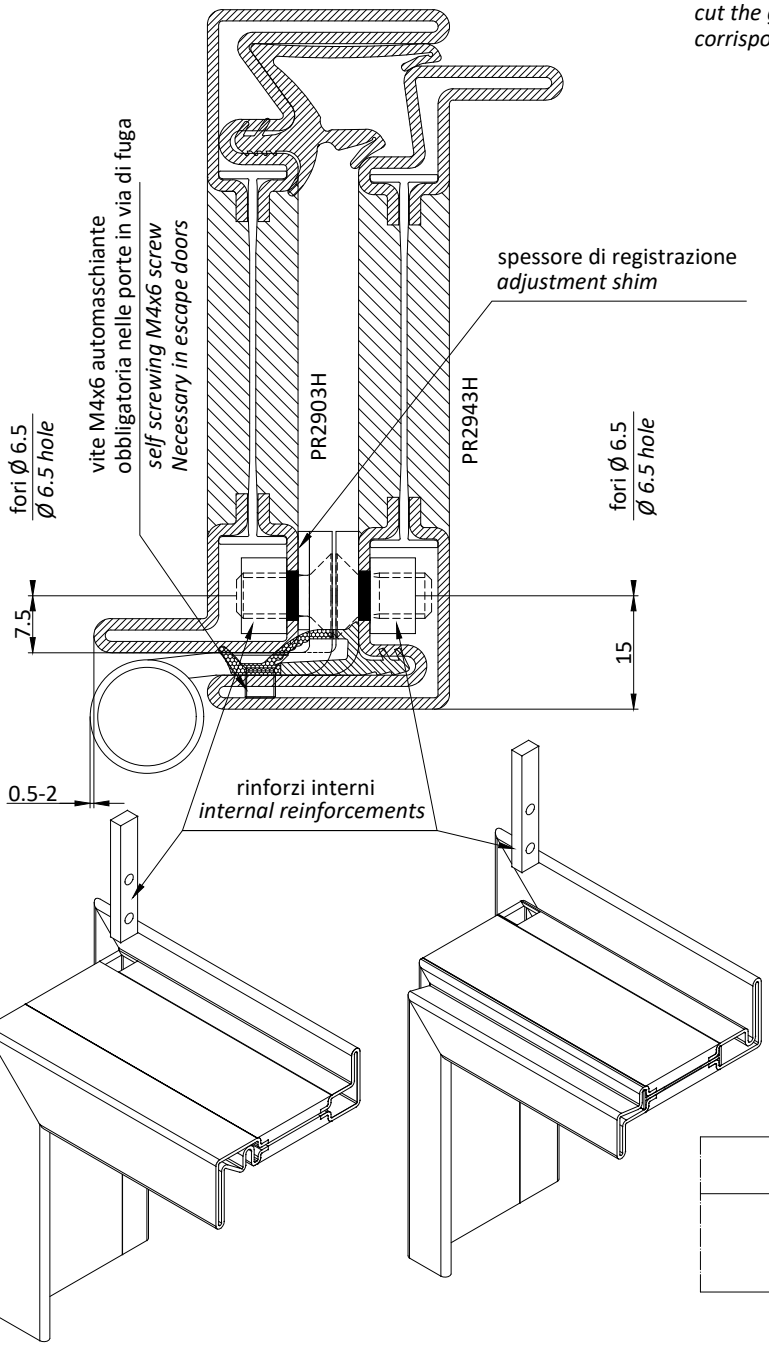

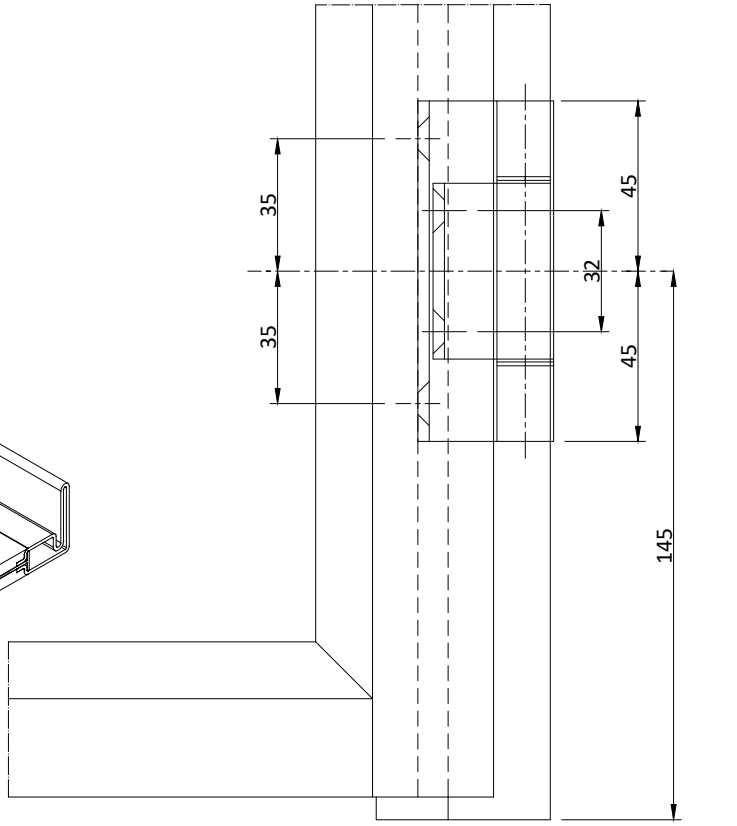

*150 mm ottone|*brass*

AC2648 Peso max. per anta 100 kg
ACB648 Peso max. per anta 80 kg
AC2648 Max. weight for leaf: 100 kg
ACB648 Max. weight for leaf: 80 kg

*AC2648
Cerniera aggiuntiva per peso anta
> di 100 kg - peso max 130 kg
Additional hinge for weight of leaf
> di 100 kg - max 130 kg

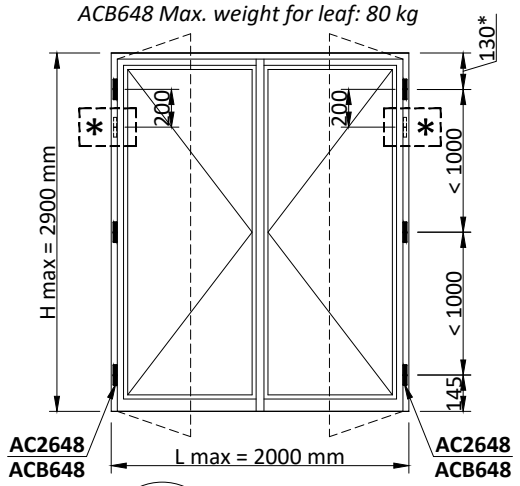

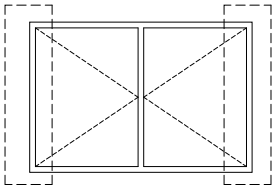

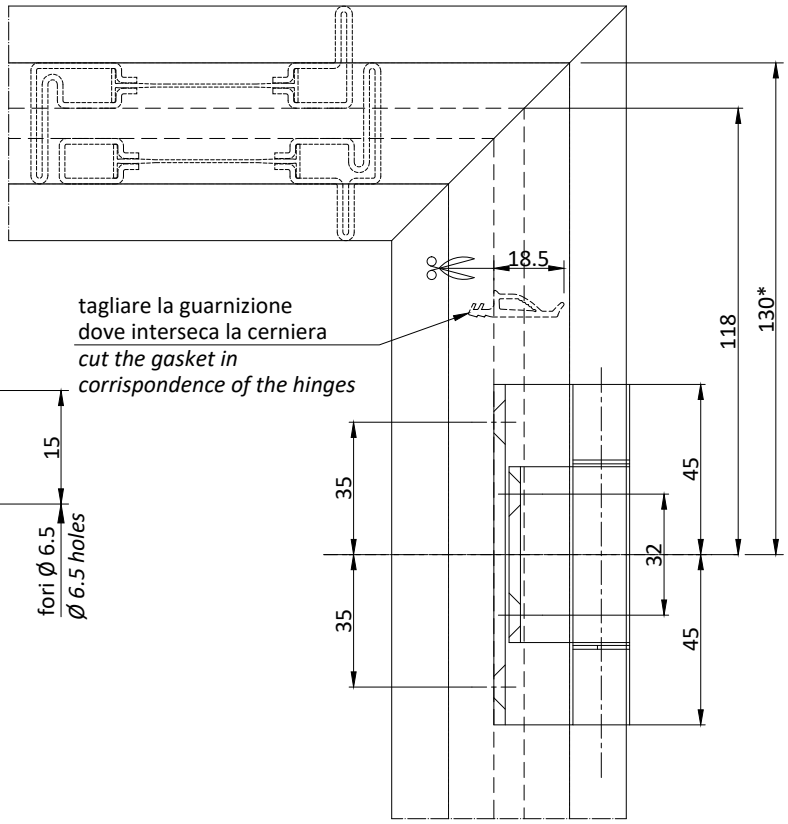

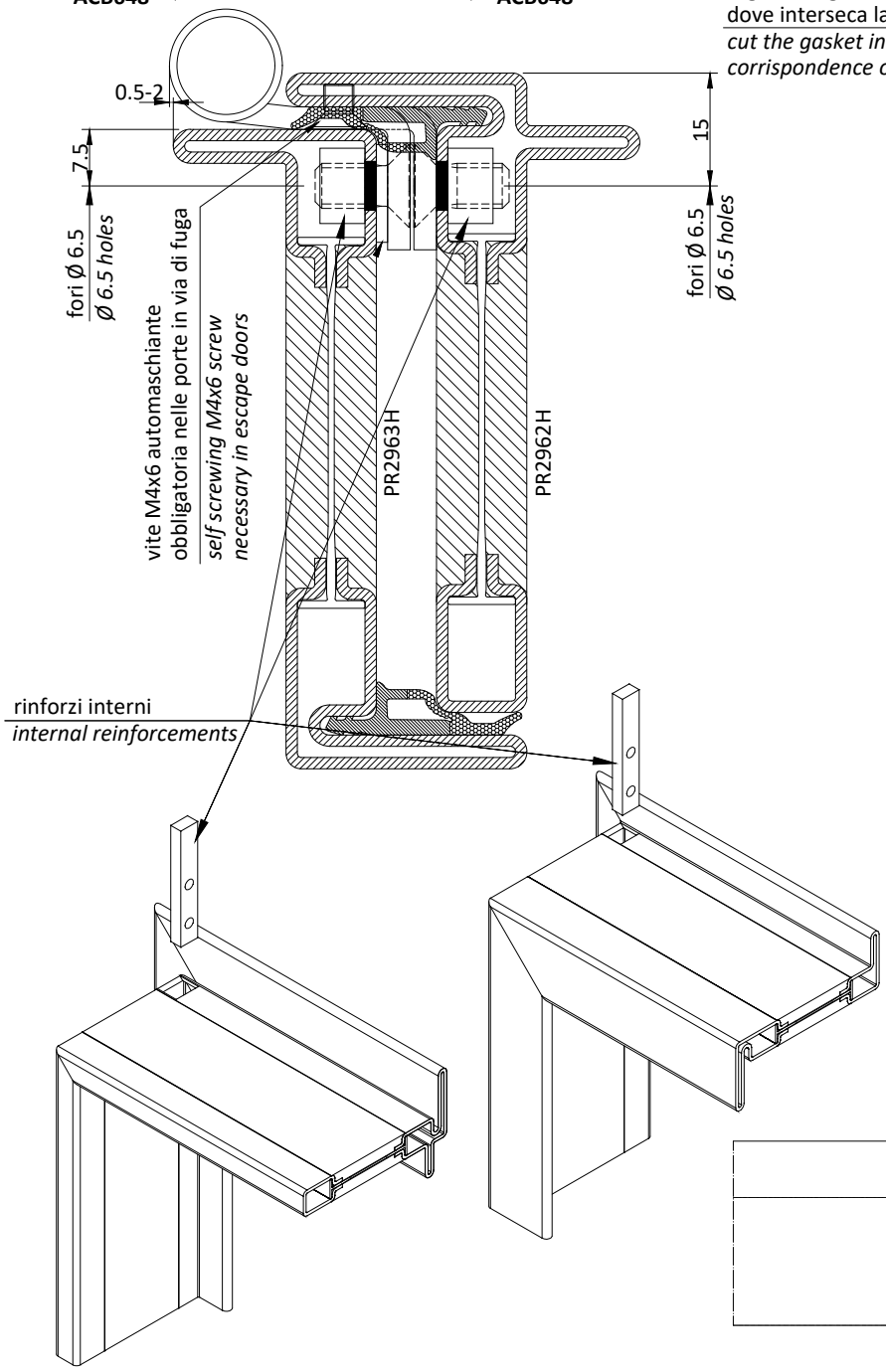

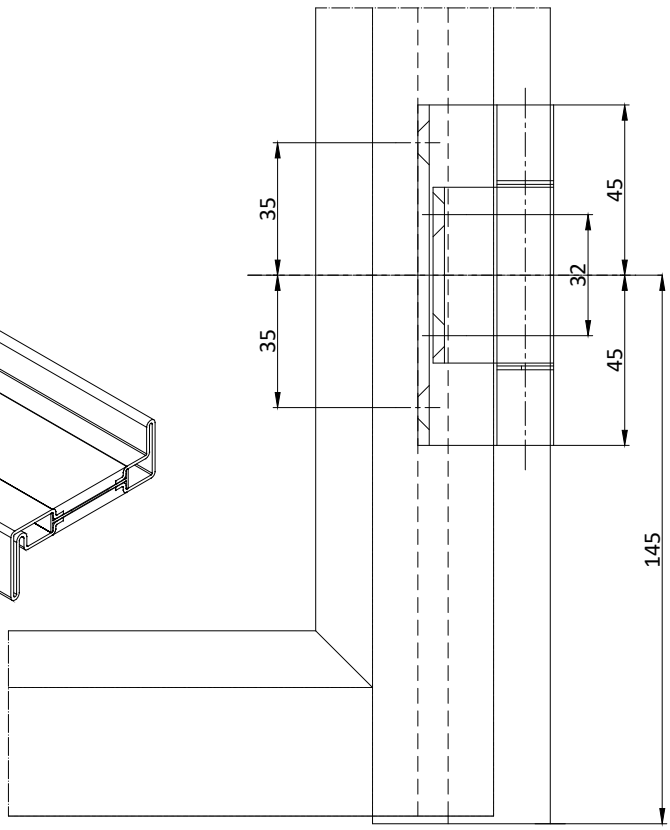

*150 mm ottone|*brass*

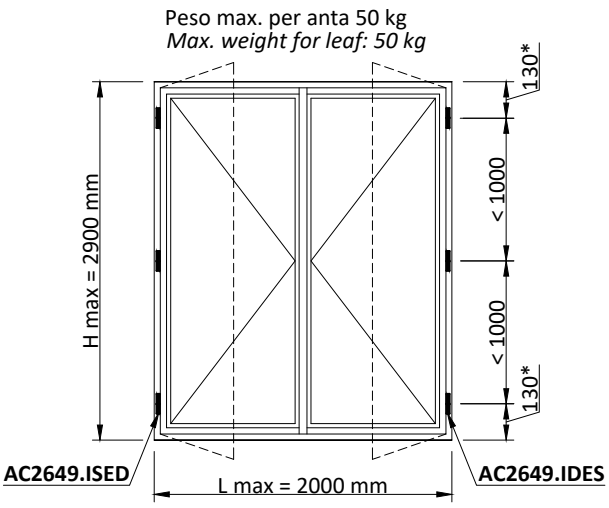

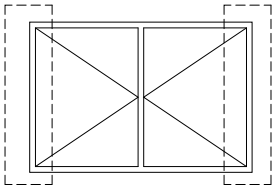

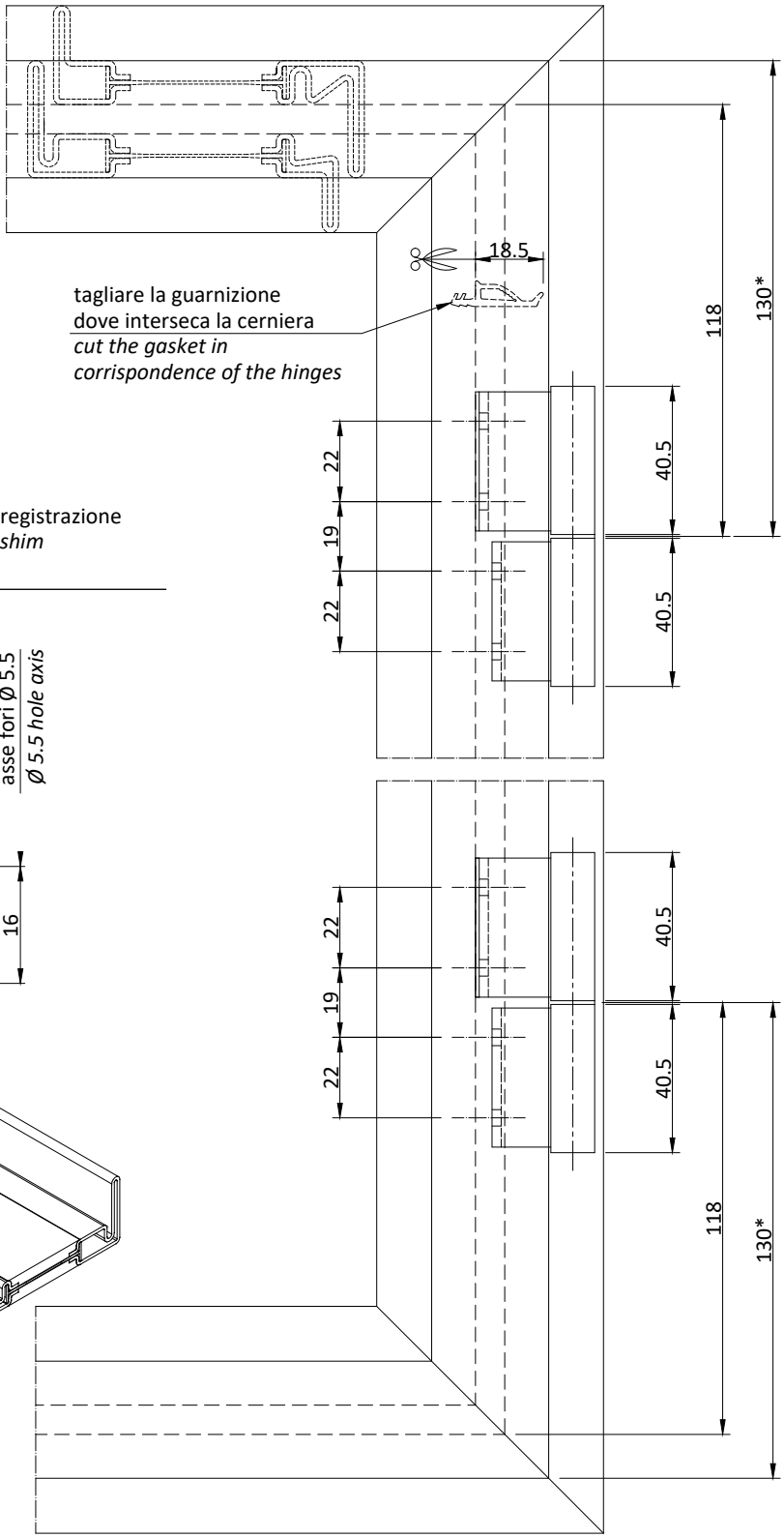

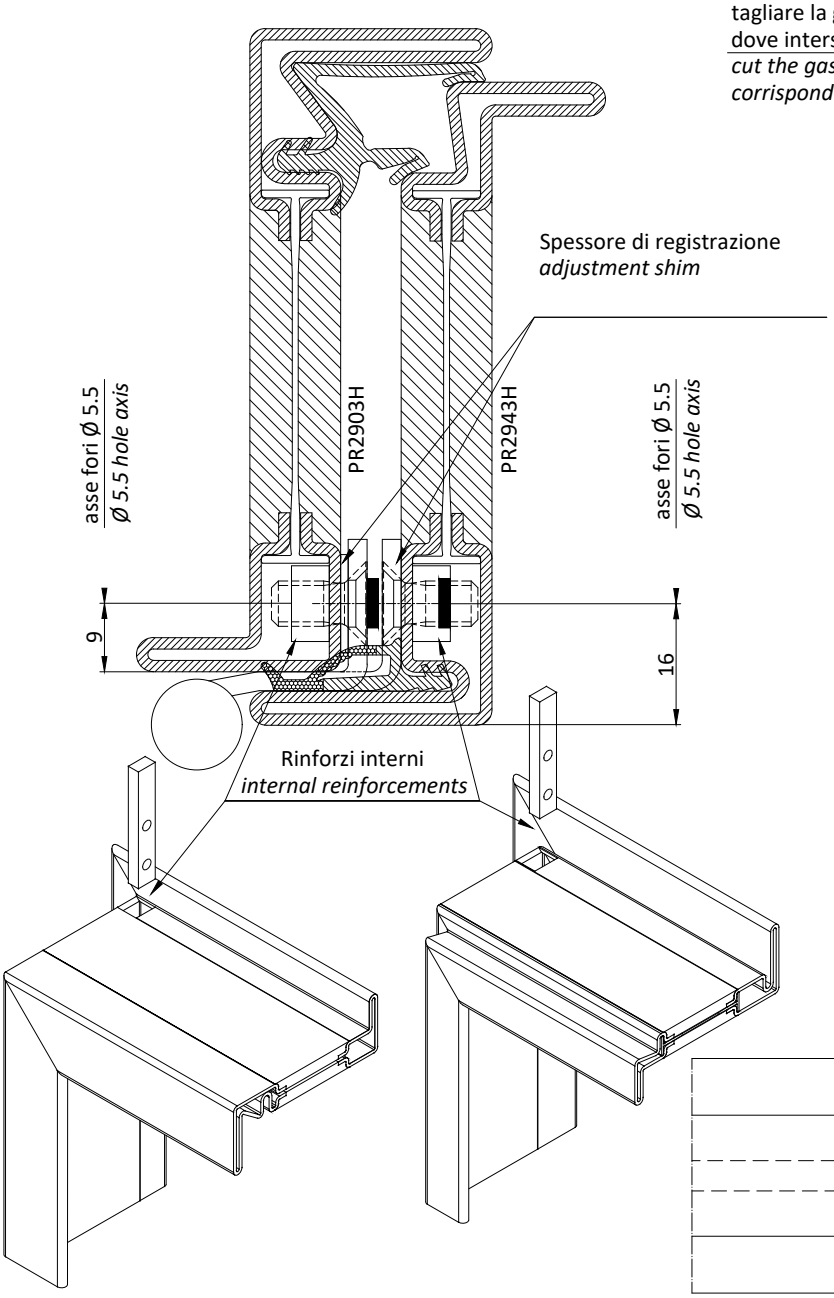

Per l'applicazione delle cerniere AC2649 utilizzare maschera AT2629
For the installation of hinges AC2649 please use the jig AT2629

*150 mm ottone|*brass*

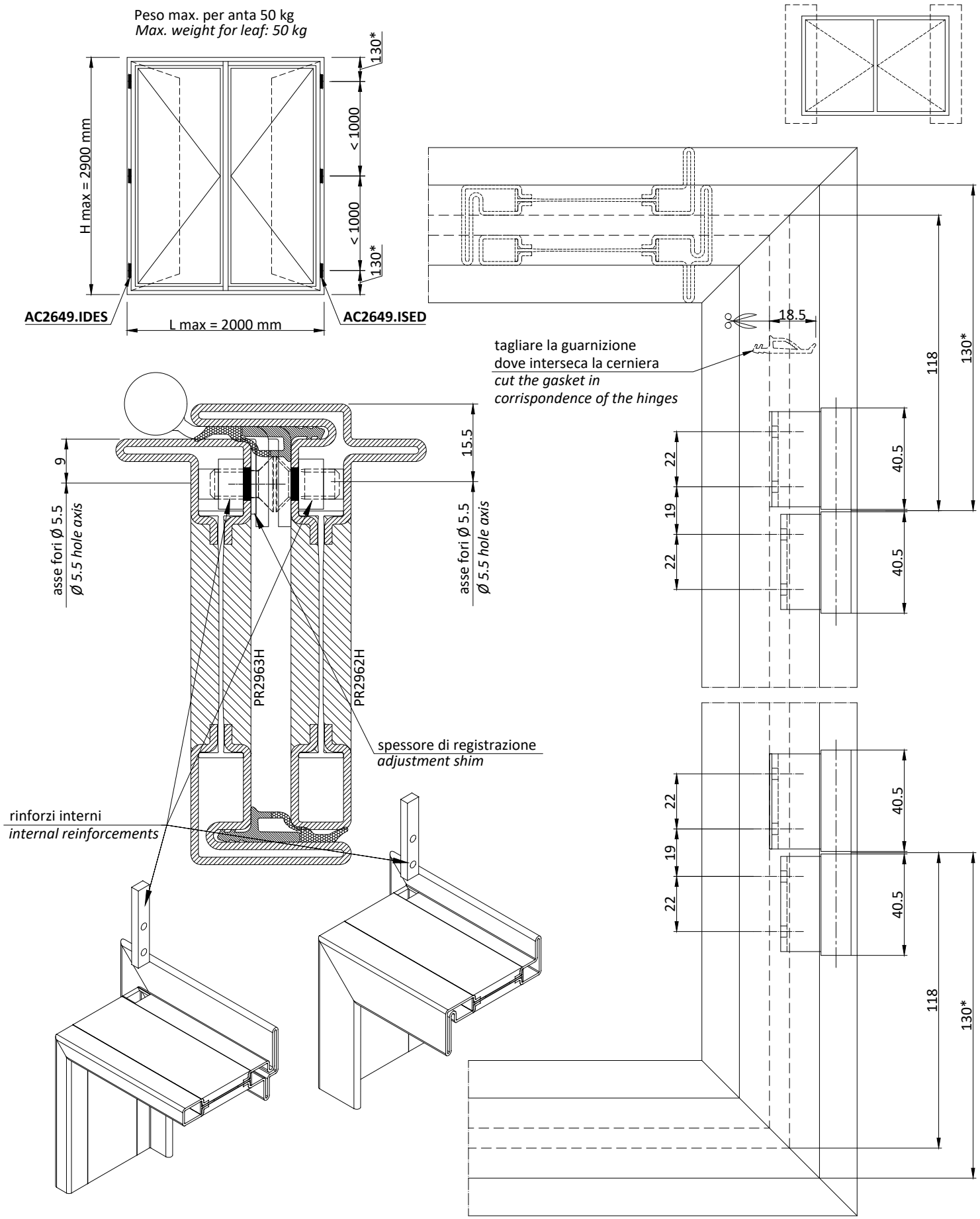

Per l'applicazione delle cerniere AC2649 utilizzare maschera AT2629
For the installation of hinges AC2649 please use the jig AT2629

*150 mm ottone|*brass*

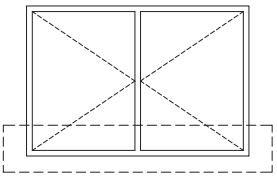

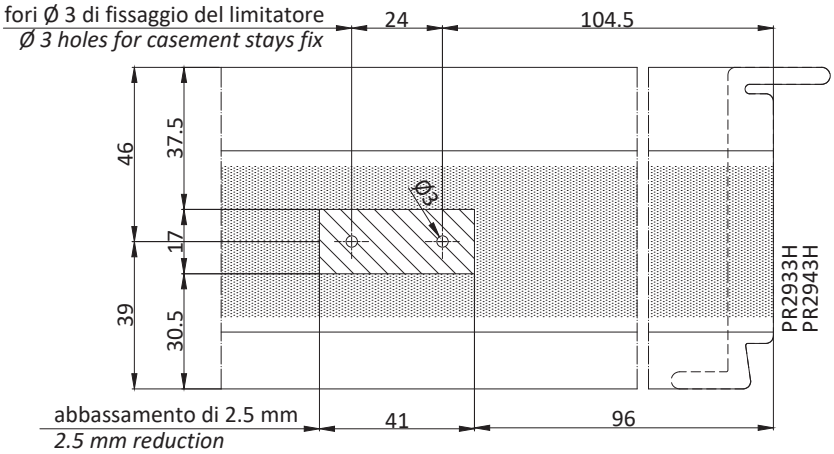

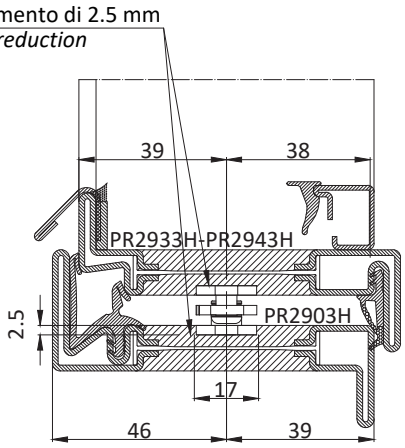

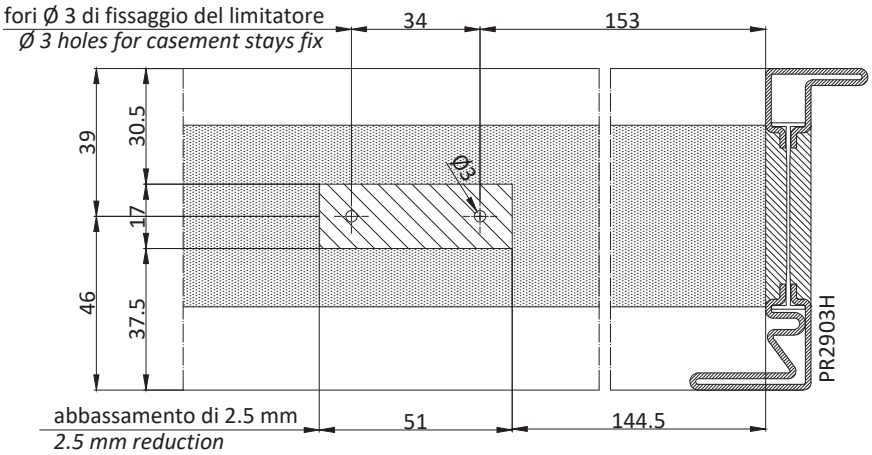

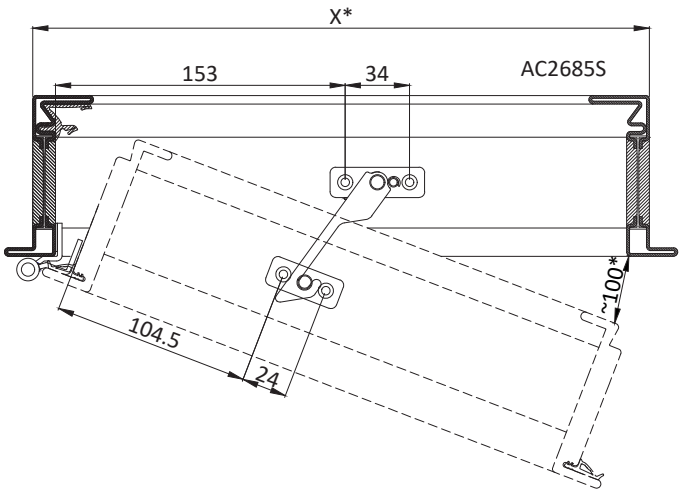

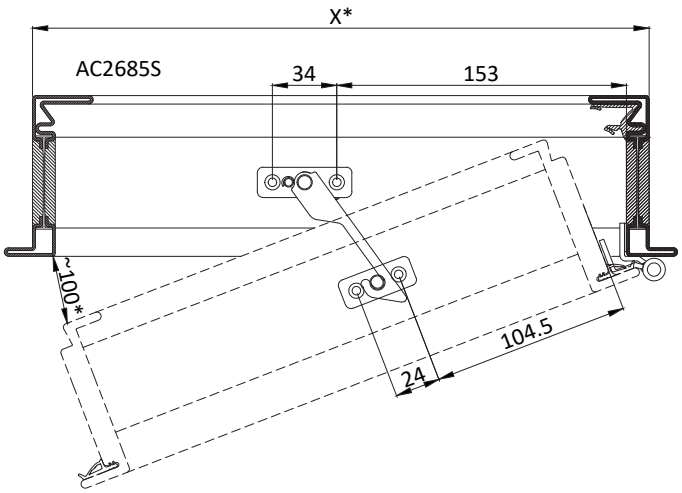

* simulazione di applicazione su larghezza telaio (X) 500 mm e apertura massima ~100 mm
** fitting simulation for frame width (X) 500mm and maximum opening ~100 mm*

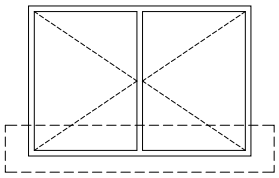

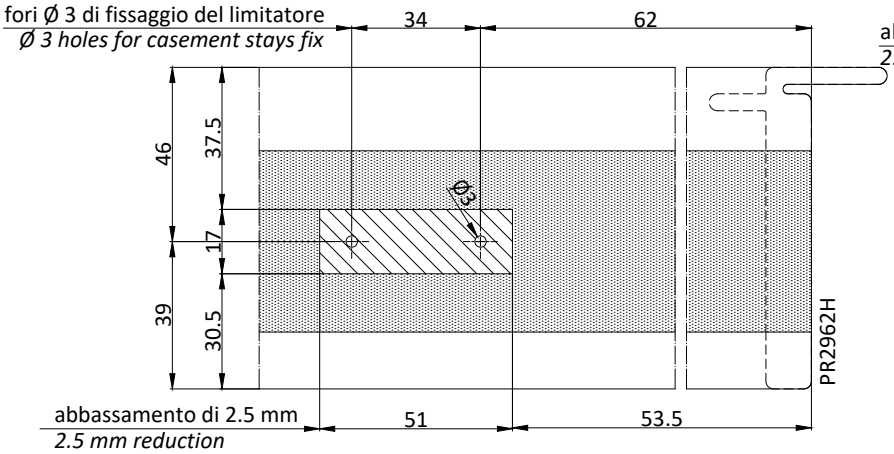

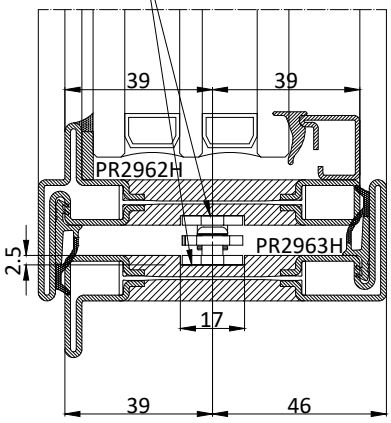

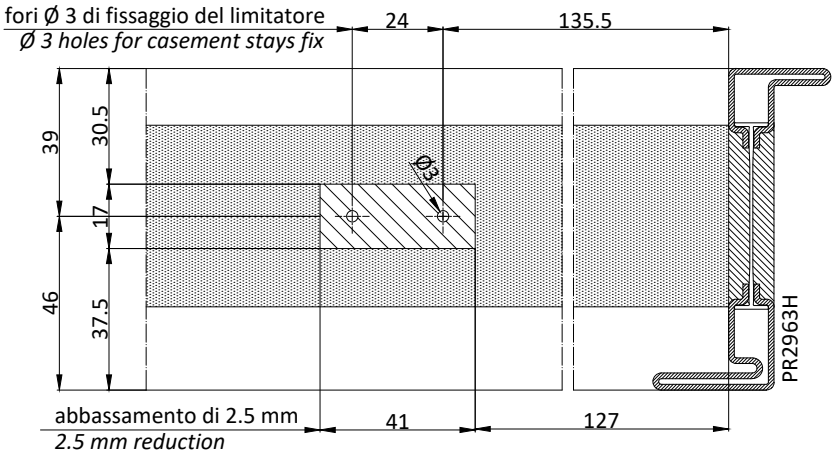

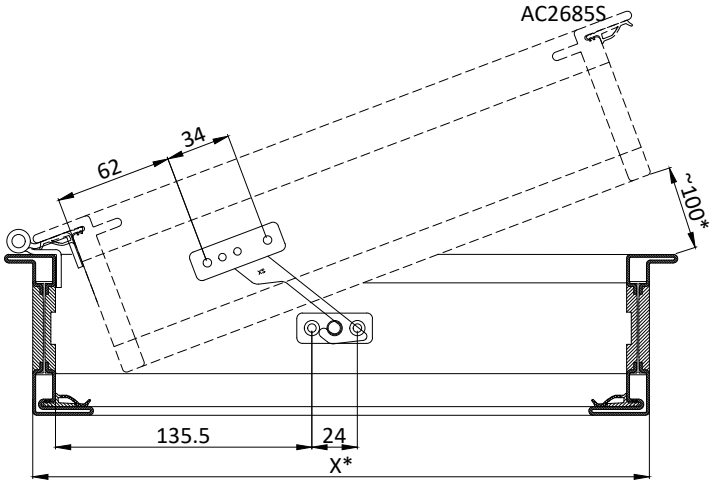

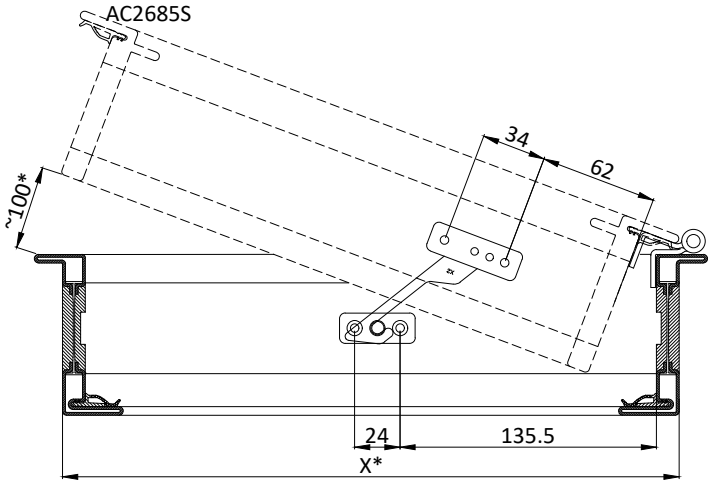

* simulazione di applicazione su larghezza telaio (X) 500 mm e apertura massima ~100 mm
** fitting simulation for frame width (X) 500mm and maximum opening ~100 mm*

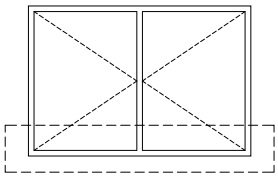

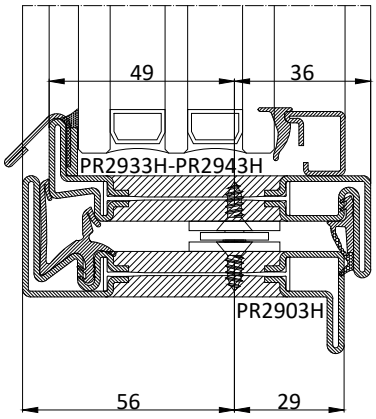

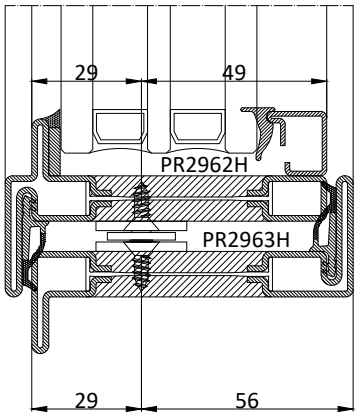

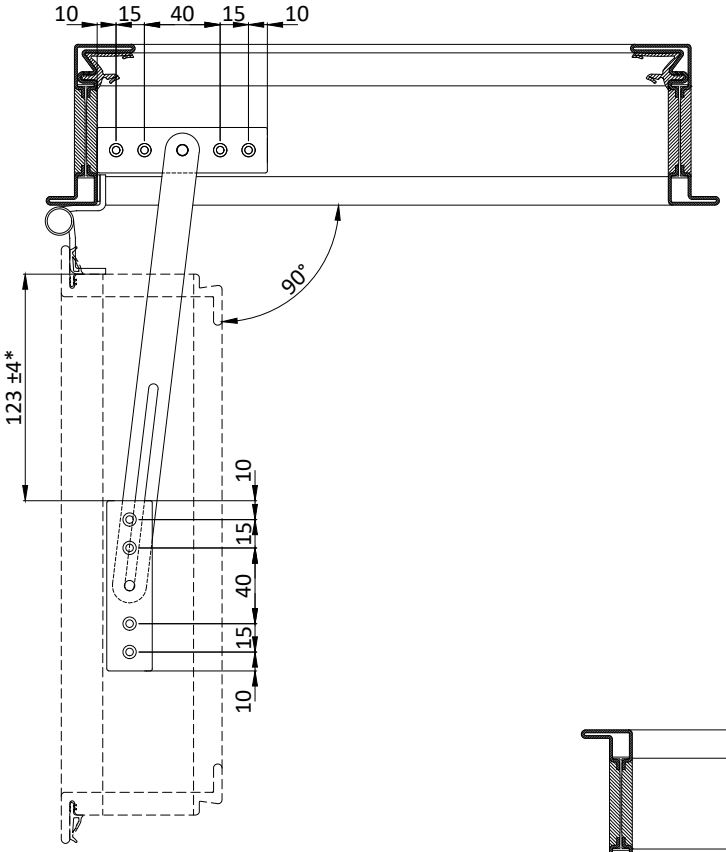

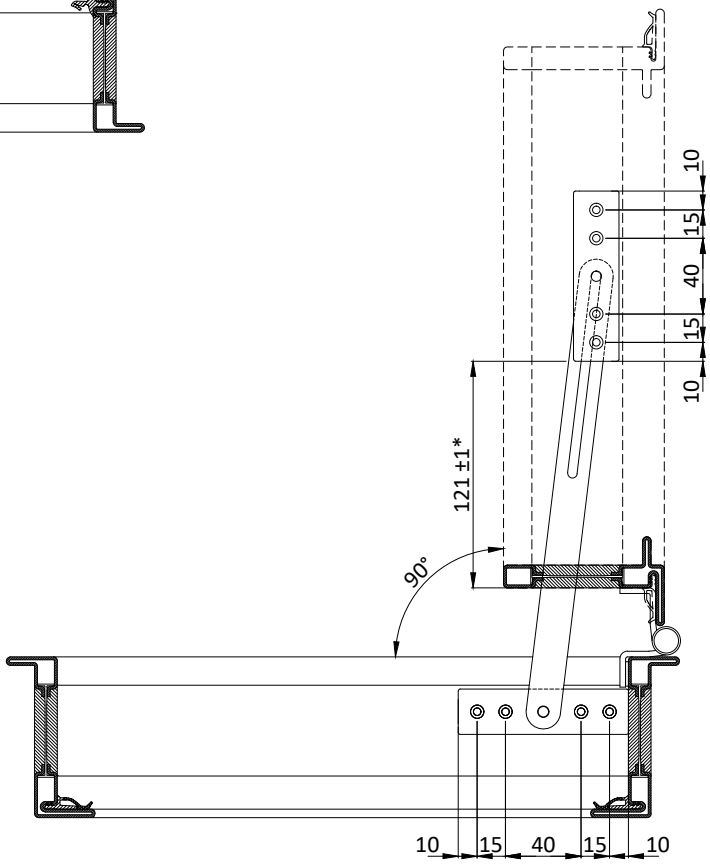

* dimensione variabile a seconda del profilo e delle cerniere utilizzate. Si consiglia il posizionamento sull'anta in opera.
* *variable dimension according to the selected profile and hinges. To be positioned with the leaf in place.*

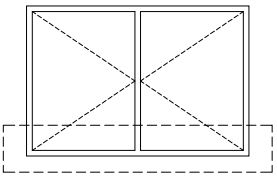

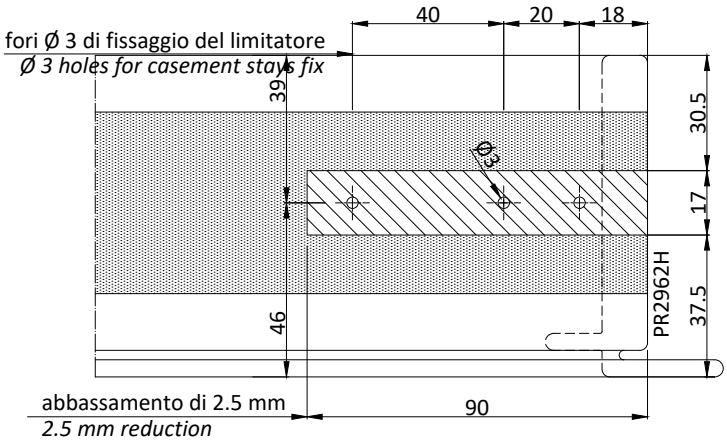

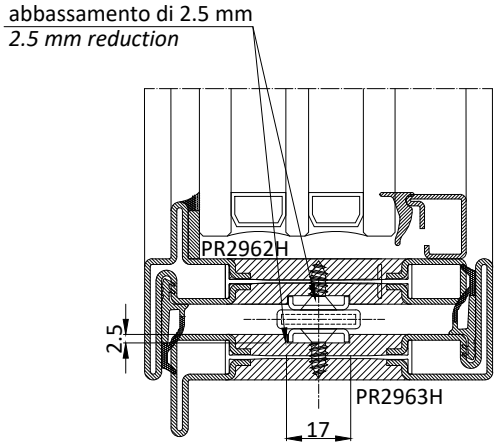

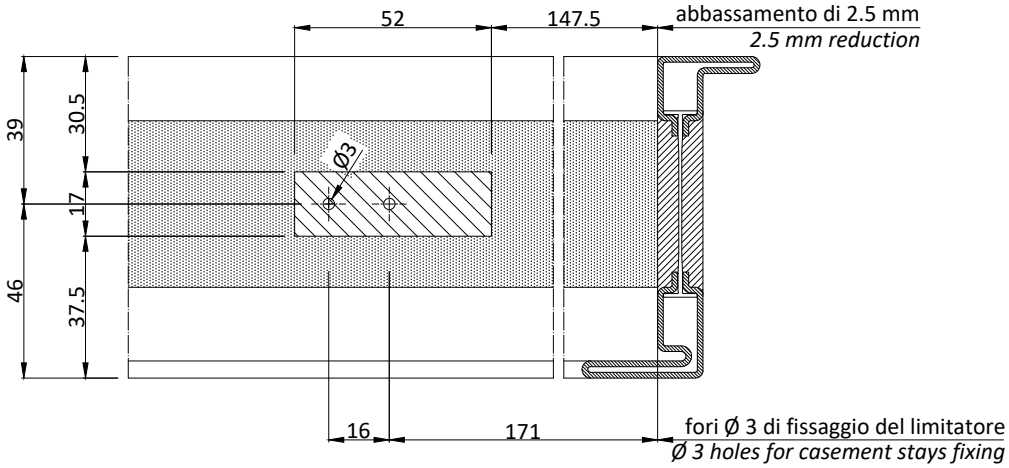

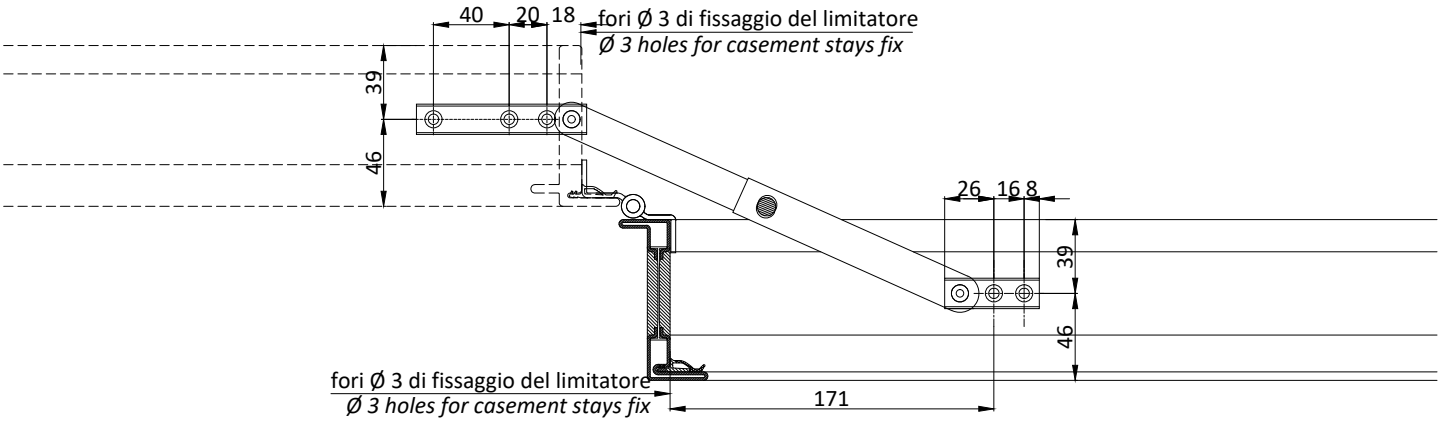

* ATTENZIONE non forzare l'apertura del limitatore oltre il fine corsa meccanico
** WARNING do not force the opening of the restrictor over its mechanical limit stop point*

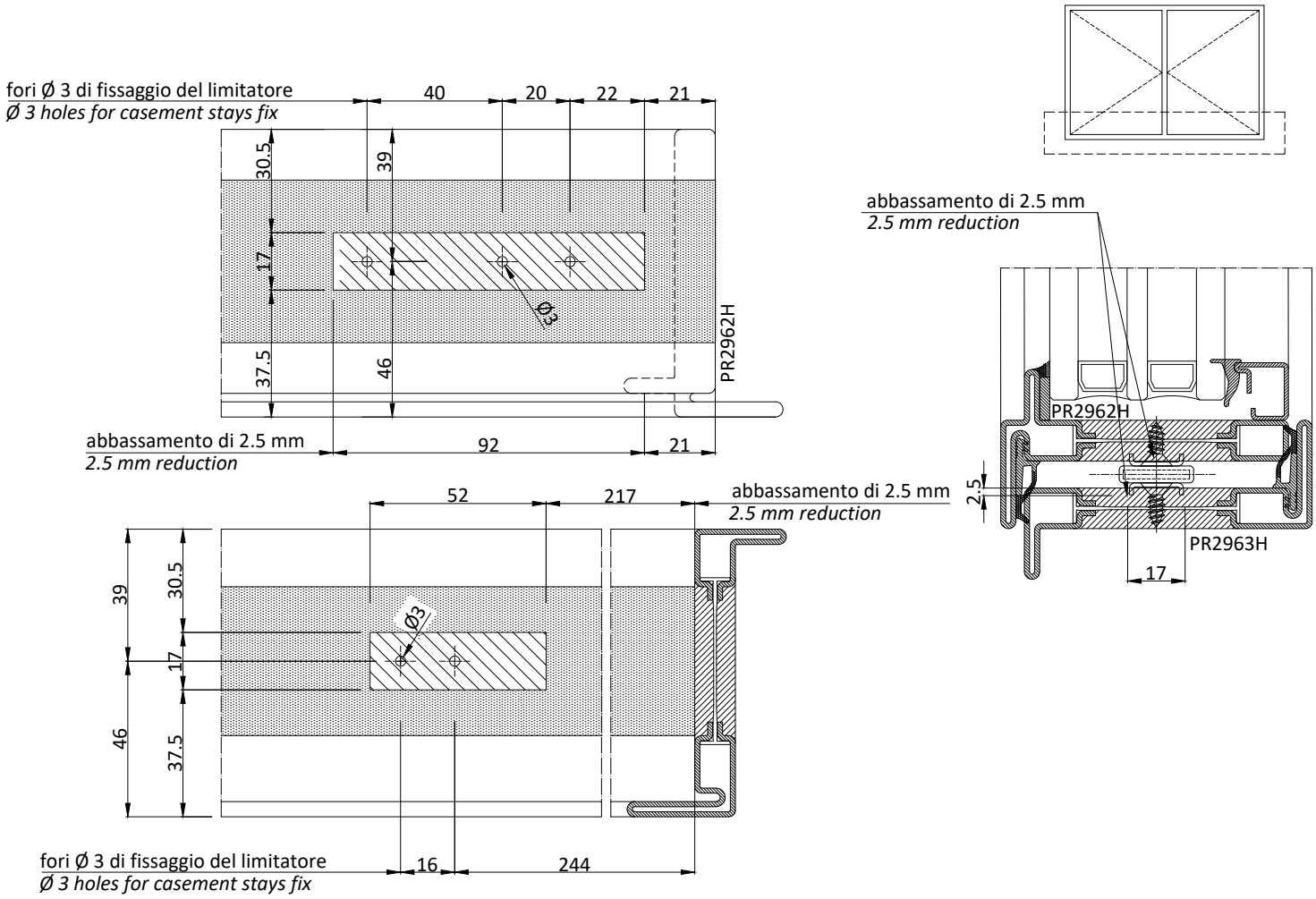

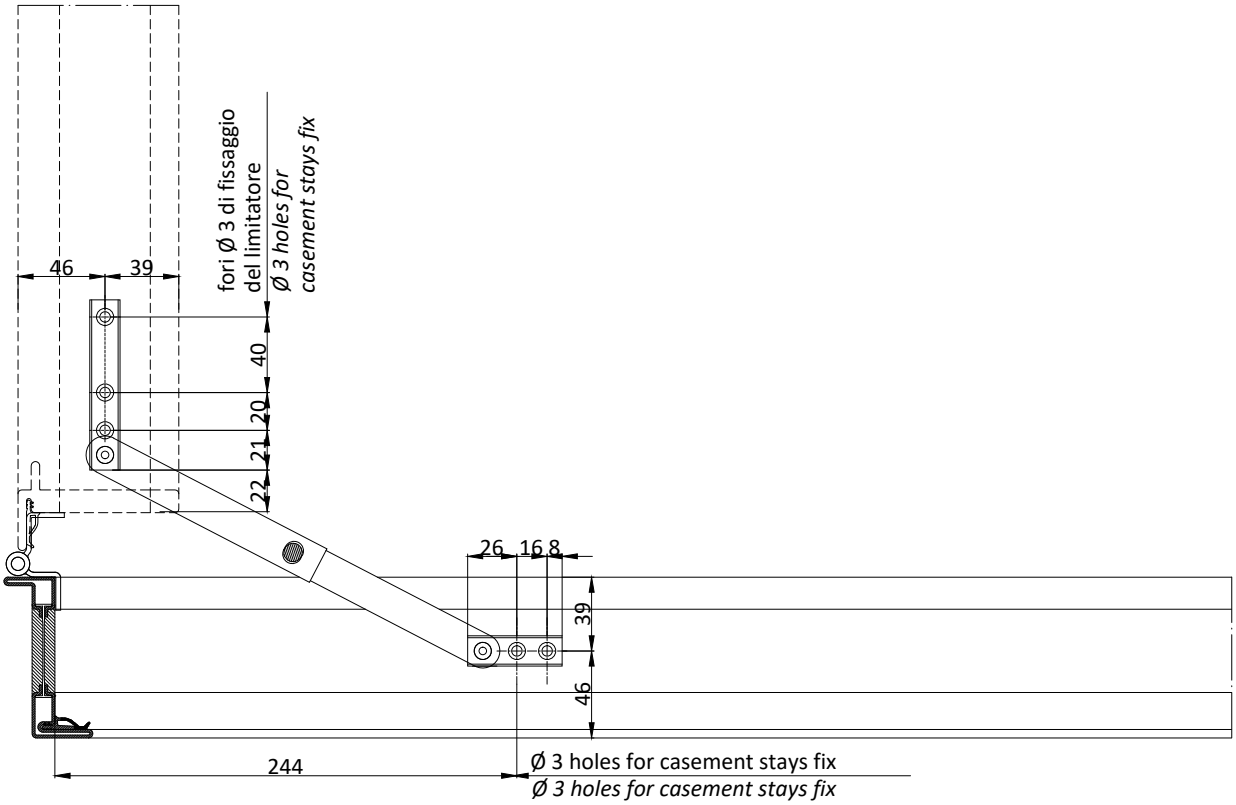

* ATTENZIONE non forzare l'apertura del limitatore oltre il fine corsa meccanico
** WARNING do not force the opening of the restrictor over its mechanical limit stop point*

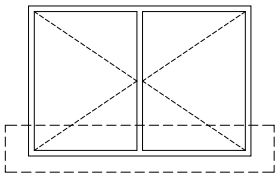

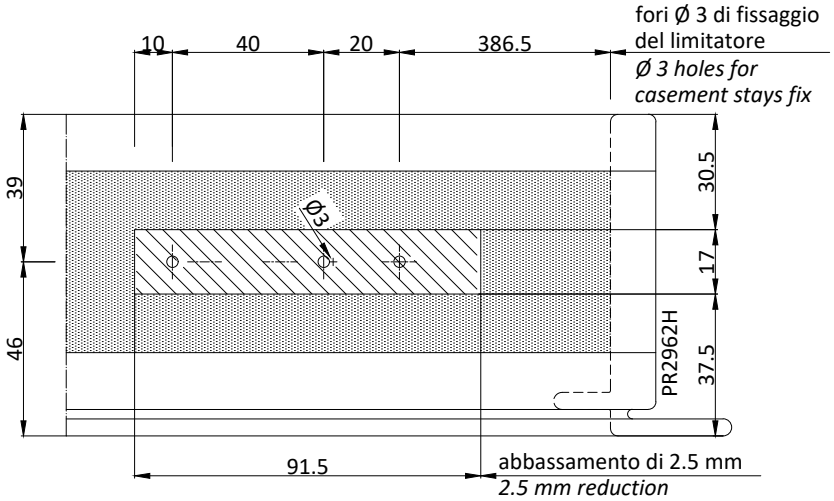

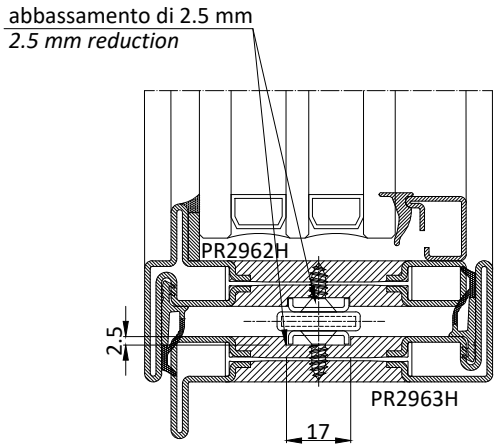

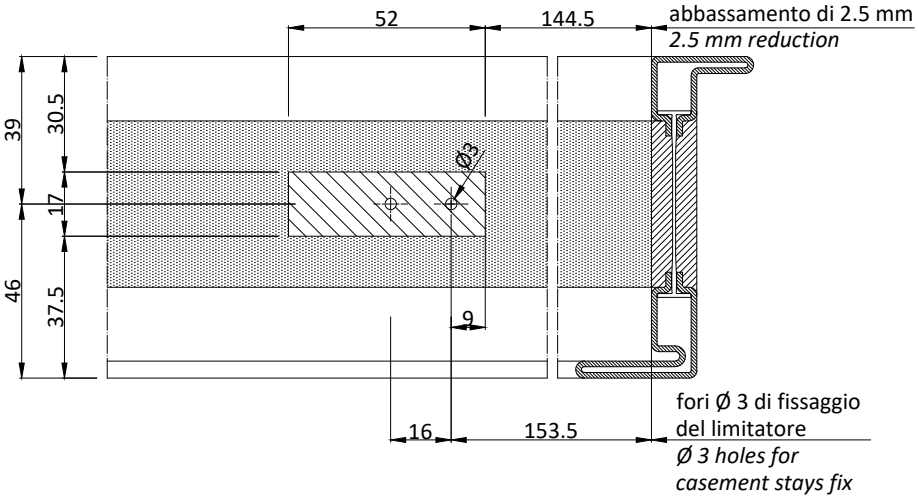

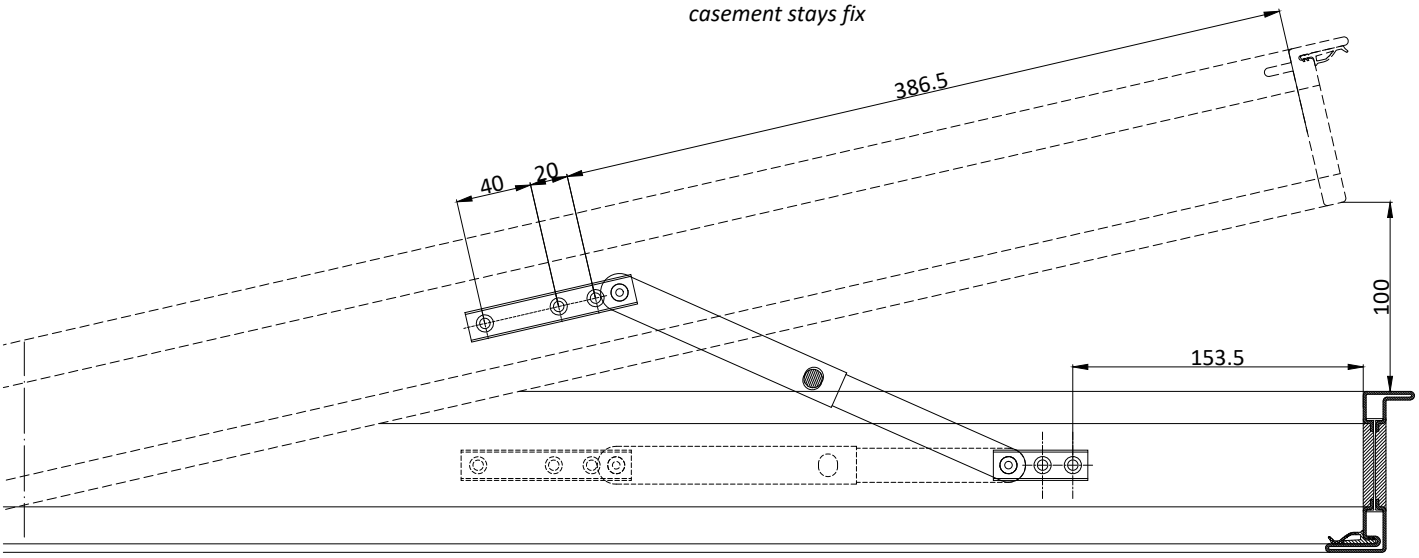

* ATTENZIONE non forzare l'apertura del limitatore oltre il fine corsa meccanico
** WARNING do not force the opening of the restrictor over its mechanical limit stop point*

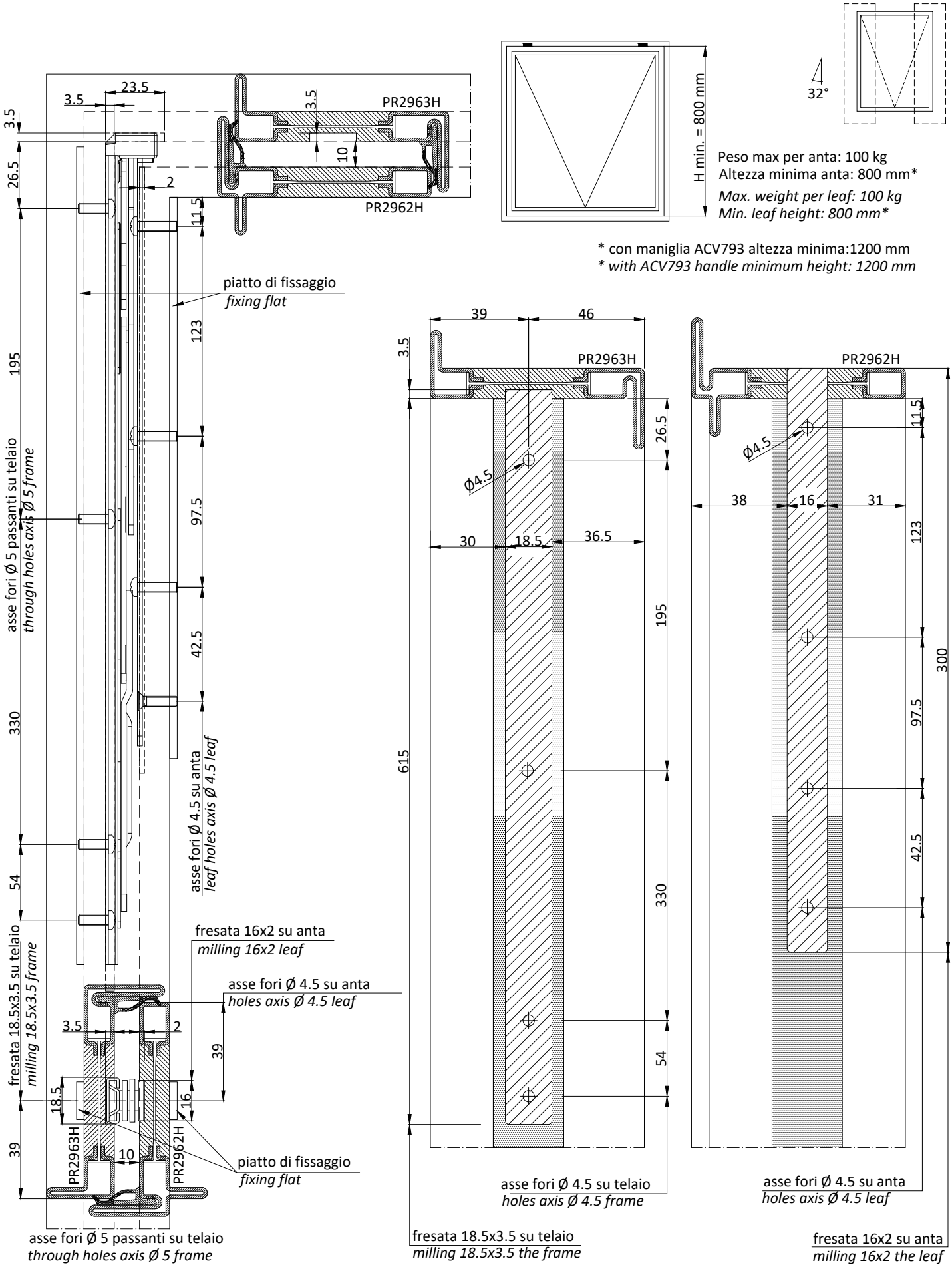

Peso max per anta: 100 kg
Altezza minima anta: 800 mm*

Max. weight per leaf: 100 kg
*Min. leaf height: 800 mm**

* con maniglia ACV793 altezza minima:1200 mm
** with ACV793 handle minimum height: 1200 mm*

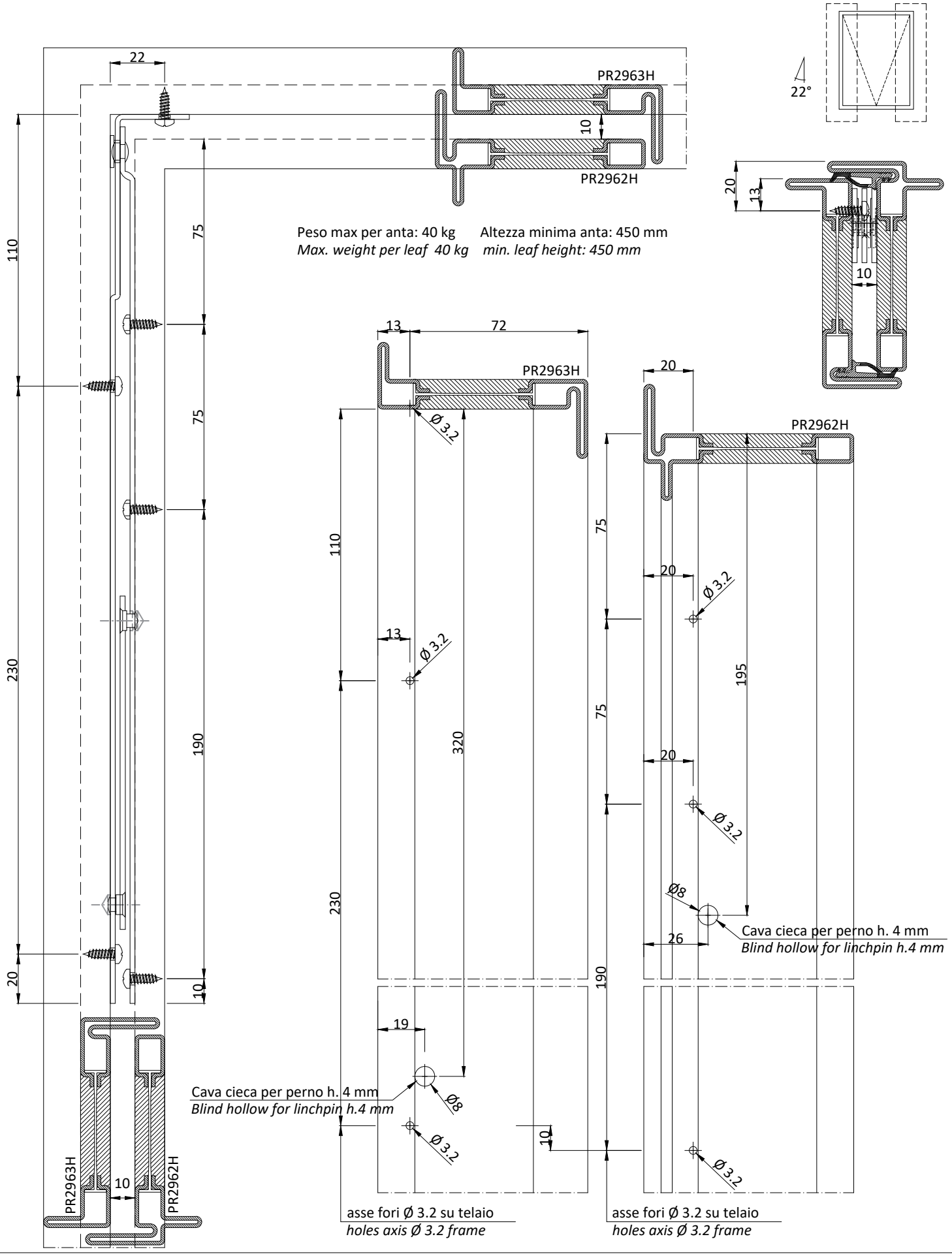
22
PR2963H
PR2962H
10
22°
20
13
Peso max per anta: 40 kg
Max. weight per leaf 40 kg
Altezza minima anta: 450 mm
min. leaf height: 450 mm
110
75
75
230
190
20
10
13
72
PR2963H
Ø 3.2
110
13
Ø 3.2
320
230
19
Cava cieca per perno h. 4 mm
Blind hollow for linchpin h.4 mm
Ø8
Ø 3.2
10
asse fori Ø 3.2 su telaio
holes axis Ø 3.2 frame
20
PR2962H
75
20
Ø 3.2
195
75
20
Ø 3.2
Ø8
26
Cava cieca per perno h. 4 mm
Blind hollow for linchpin h.4 mm
190
Ø 3.2
asse fori Ø 3.2 su telaio
holes axis Ø 3.2 frame
PR2963H
PR2962H
10

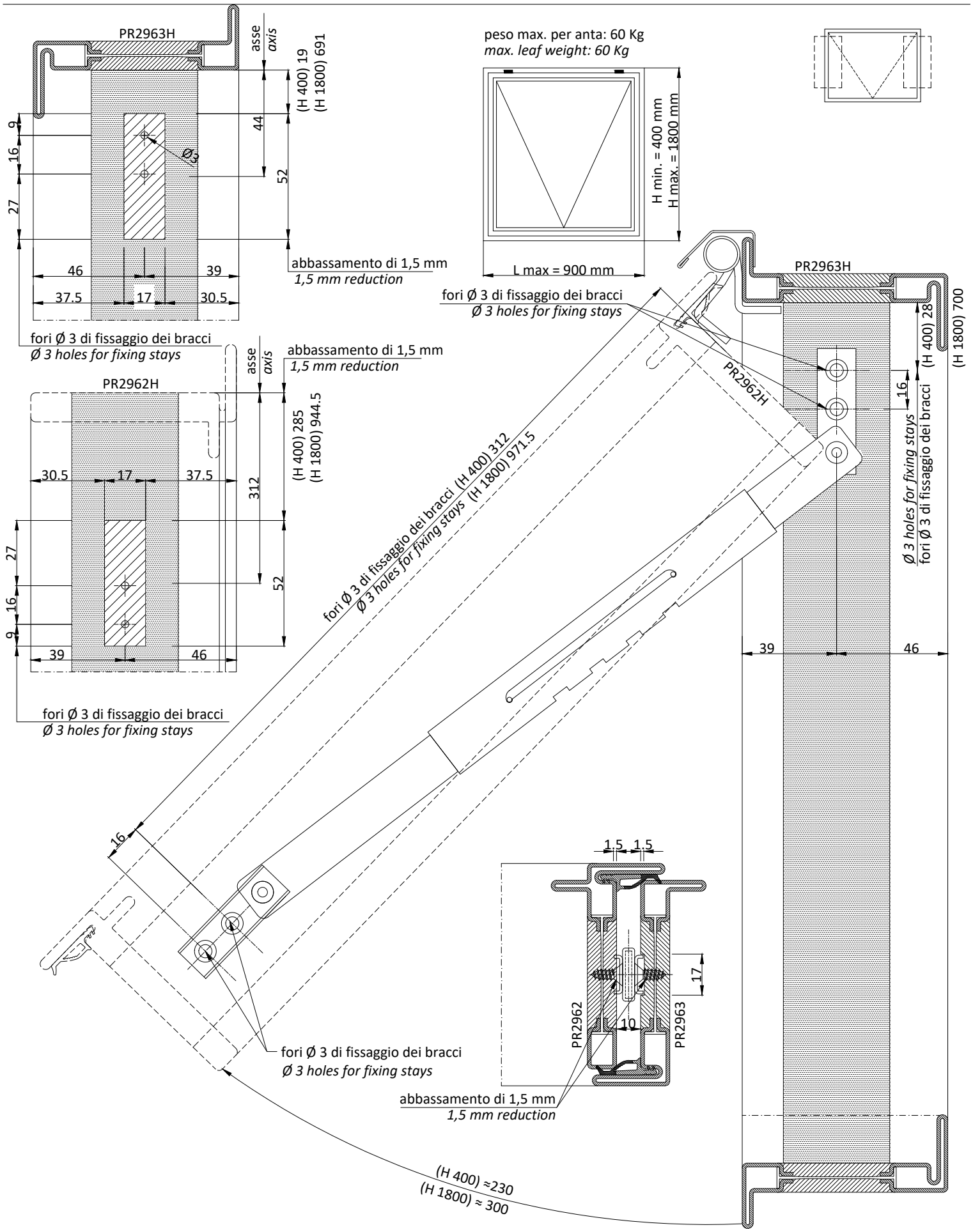
PR2963H
asse
axis
(H 400) 19
(H 1800) 691
9
16
27
44
52
Ø3
46
39
37.5
17
30.5
abbassamento di 1,5 mm
1,5 mm reduction
fori Ø 3 di fissaggio dei bracci
Ø 3 holes for fixing stays
peso max. per anta: 60 Kg
max. leaf weight: 60 Kg
H min. = 400 mm
H max. = 1800 mm
L max = 900 mm
PR2962H
(H 400) 285
(H 1800) 944.5
312
fori Ø 3 di fissaggio dei bracci (H 400) 312
Ø 3 holes for fixing stays (H 1800) 971.5
(H 400) 28
(H 1800) 700
Ø 3 holes for fixing stays
fori Ø 3 di fissaggio dei bracci
1.5
1.5
10
PR2962
PR2963
(H 400) ≈230
(H 1800) ≈ 300

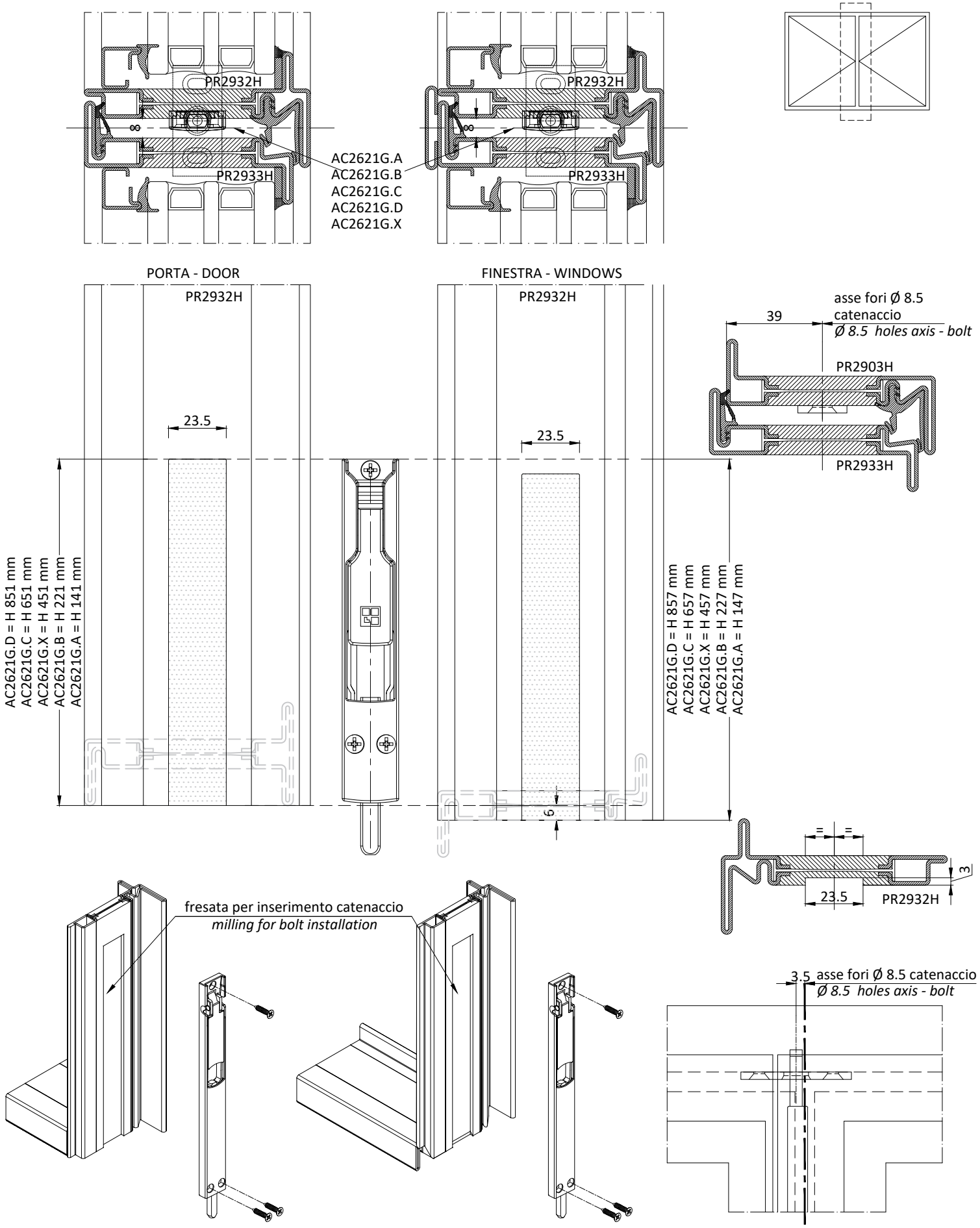
PR2932H
PR2933H
AC2621G.A
AC2621G.B
AC2621G.C
AC2621G.D
AC2621G.X
PR2932H
PR2933H
PORTA - DOOR
PR2932H
FINESTRA - WINDOWS
PR2932H
23.5
23.5
AC2621G.D = H 851 mm
AC2621G.C = H 651 mm
AC2621G.X = H 451 mm
AC2621G.B = H 221 mm
AC2621G.A = H 141 mm
AC2621G.D = H 857 mm
AC2621G.C = H 657 mm
AC2621G.X = H 457 mm
AC2621G.B = H 227 mm
AC2621G.A = H 147 mm
6
39
asse fori Ø 8.5
catenaccio
Ø 8.5 holes axis - bolt
PR2903H
PR2933H
=
=
3
23.5
PR2932H
fresata per inserimento catenaccio
milling for bolt installation
3.5
asse fori Ø 8.5 catenaccio
Ø 8.5 holes axis - bolt

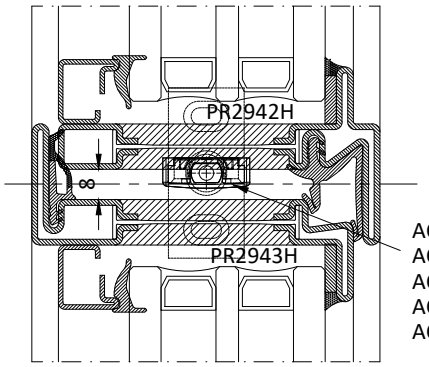

AC2621G.A
AC2621G.B
AC2621G.C
AC2621G.D
AC2621G.X

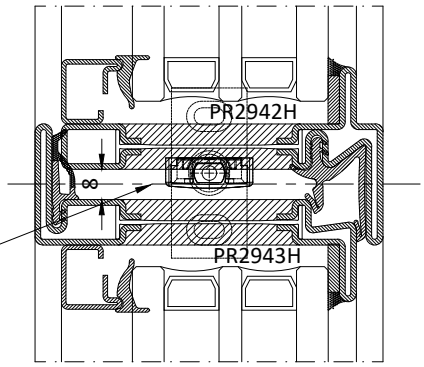

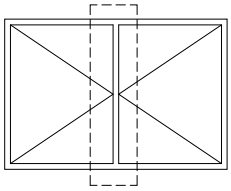

PORTA - DOOR

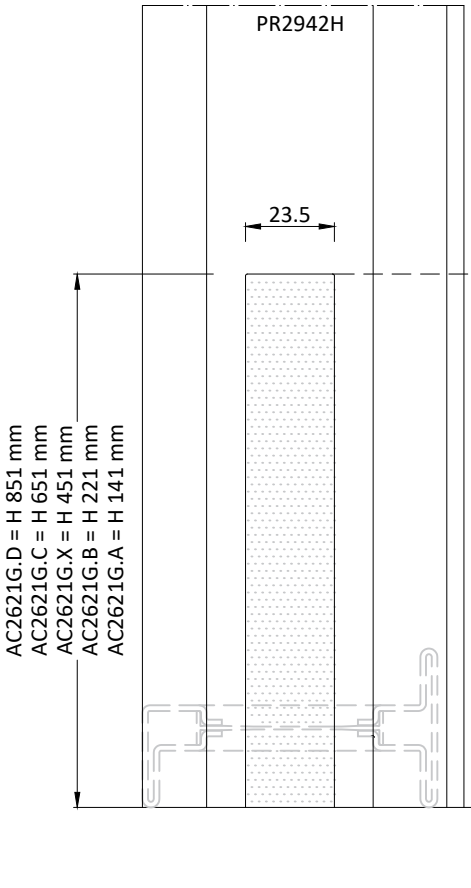

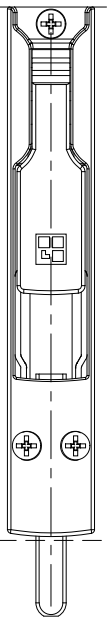

FINESTRA - WINDOWS

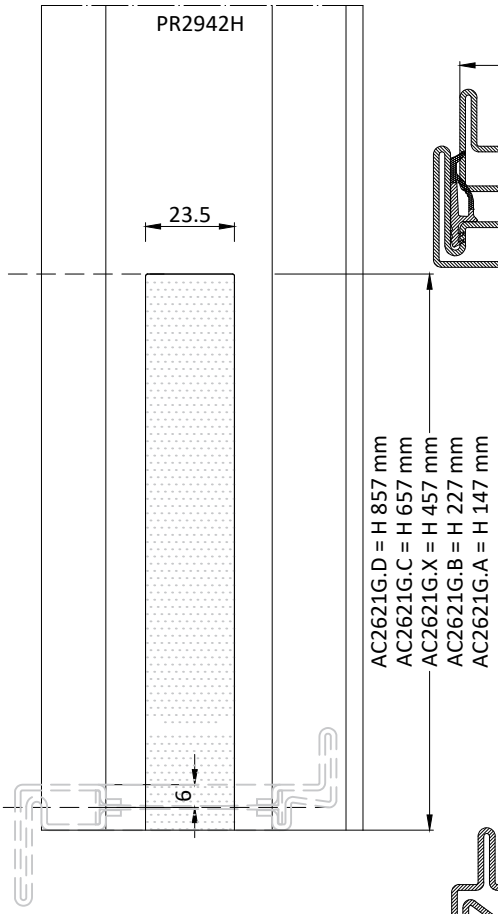

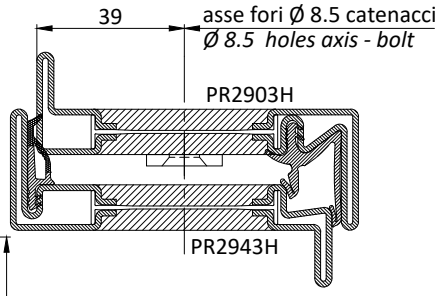

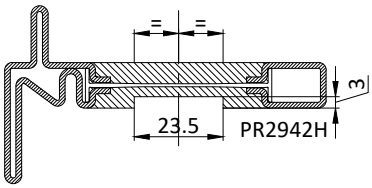

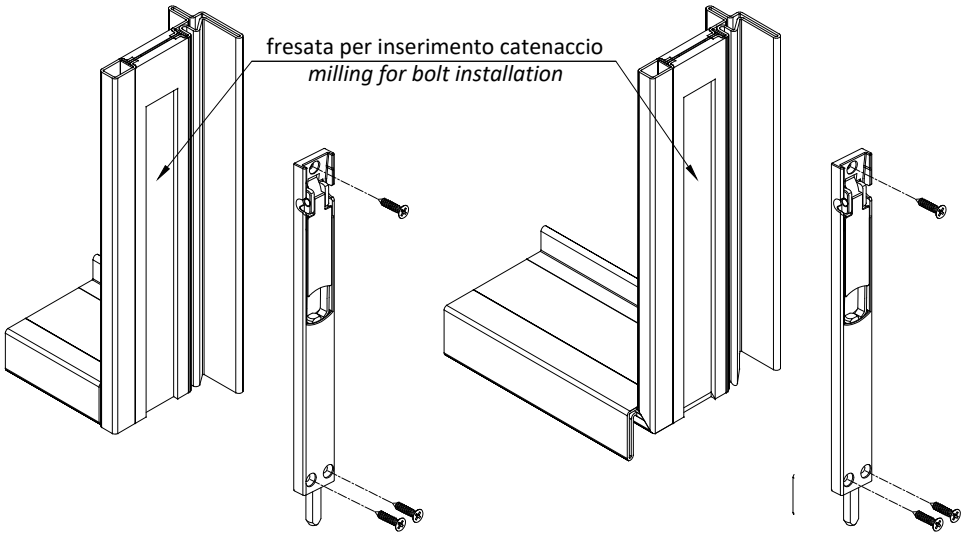

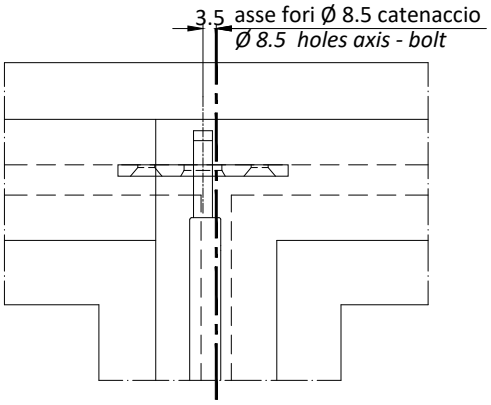

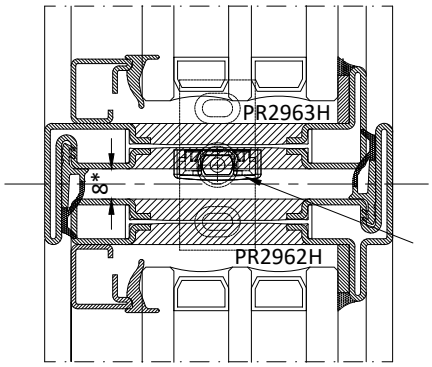

AC2621G.A
AC2621G.B
AC2621G.C
AC2621G.D
AC2621G.X

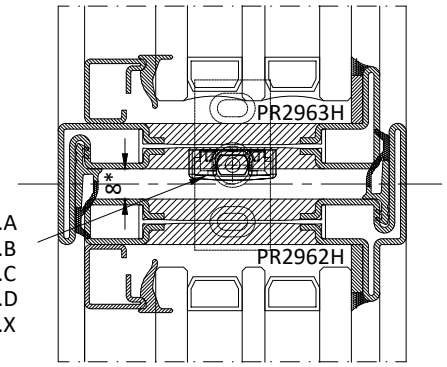

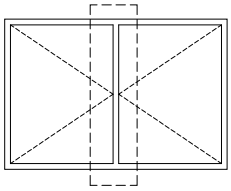

*dimensione anta | *sash size* <600 mm
fresare 8 mm e prevedere delle piastre di rinforzo per il fissaggio (non in dotazione); aumentare l'aria del nodo centrale di 2 mm
mill 8 mm and provide reinforcement plates for fixing (not supplied); increase the air of the central section of 2 mm

PORTA - DOOR

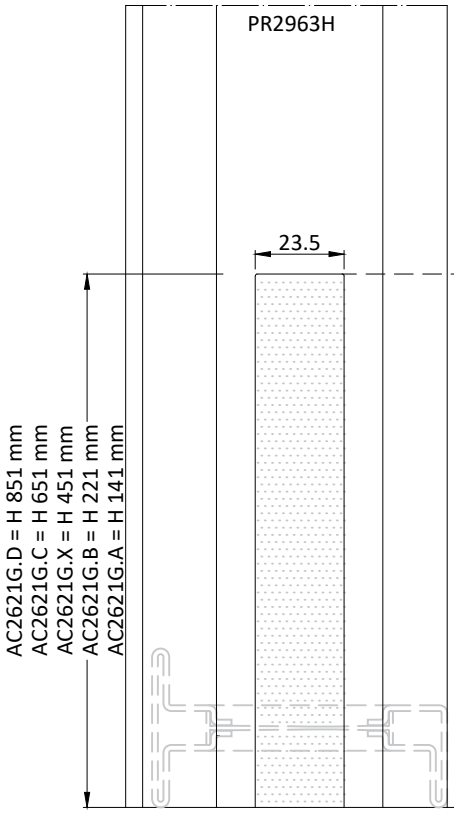

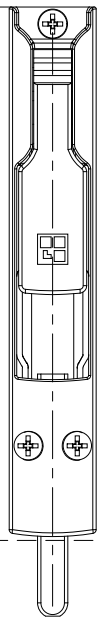

FINESTRA - WINDOWS

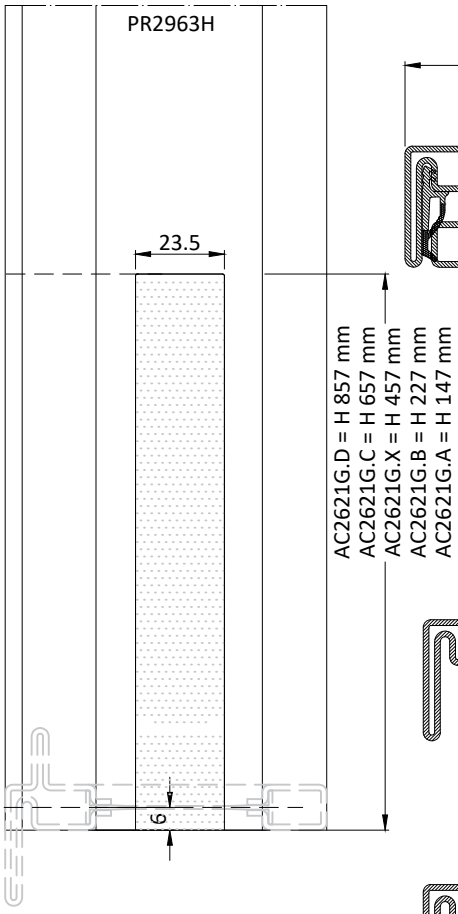

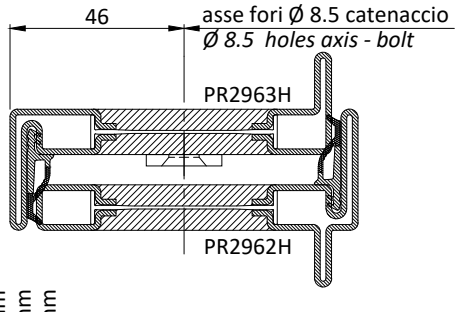

PORTA - DOOR

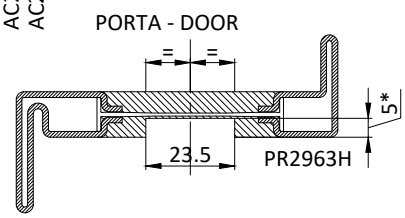

FINESTRA - WINDOWS

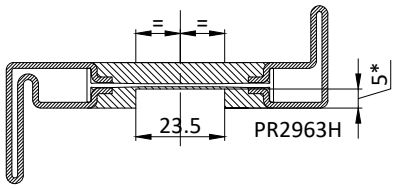

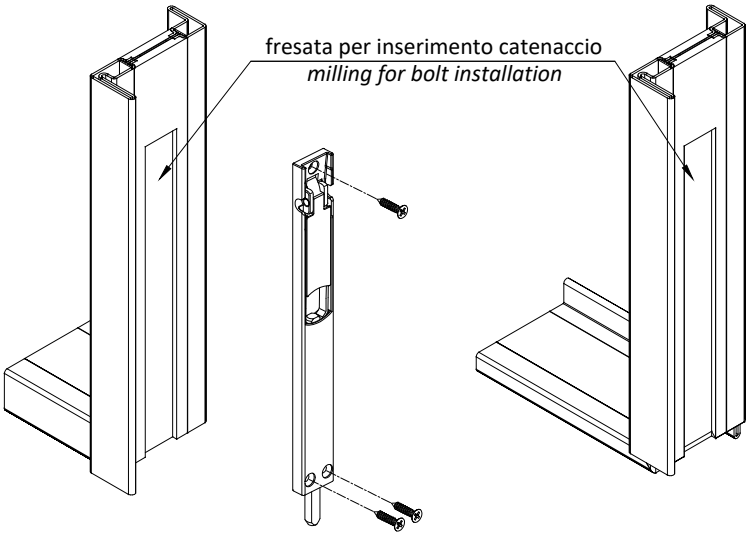

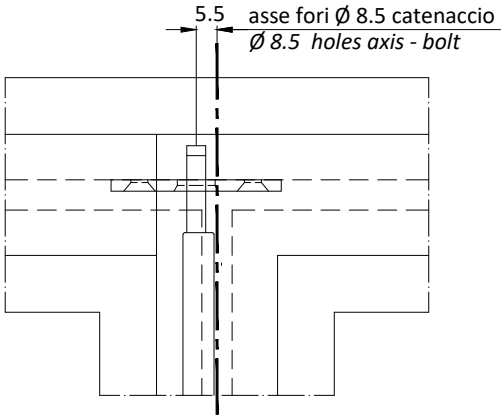

Cod. *Cod.*	lunghezza guarnizione automatica *automatic bottom seal lenght*	lunghezza anta *leaf width*
AC2636/Z	315 - 430 mm	299 - 414 mm
AC2636/A	380 - 530 mm	364 - 514 mm
AC2636/B	480 - 630 mm	464 - 614 mm
AC2636/C	580 - 730 mm	564 - 714 mm
AC2636/D	680 - 830 mm	664 - 814 mm
AC2636/E	780 - 930 mm	764 - 914 mm
AC2636/F	880 - 1030 mm	864 - 1014 mm
AC2636/G	980 - 1130 mm	964 - 1164 mm
AC2636/H	1080 - 1230 mm	1114 - 1314 mm

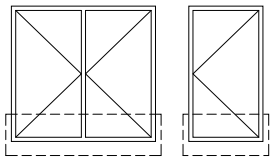

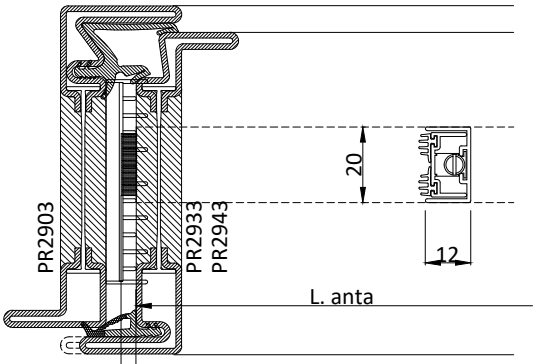

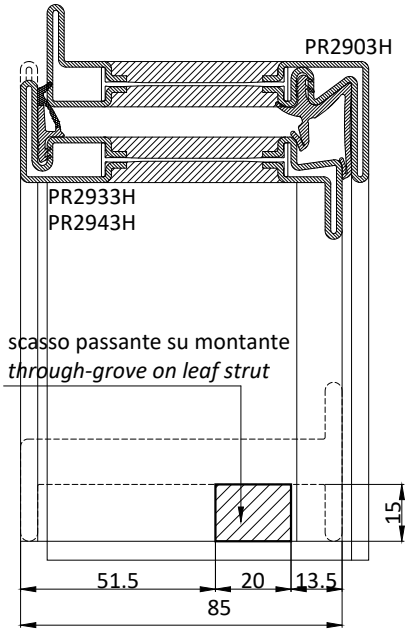

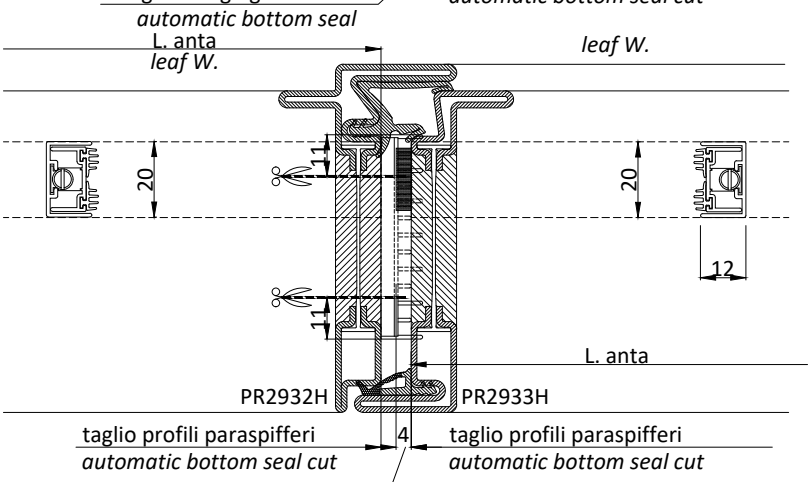

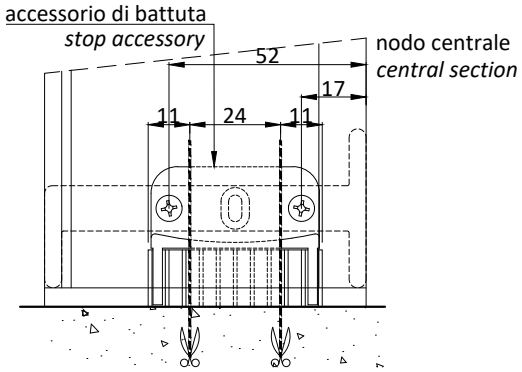

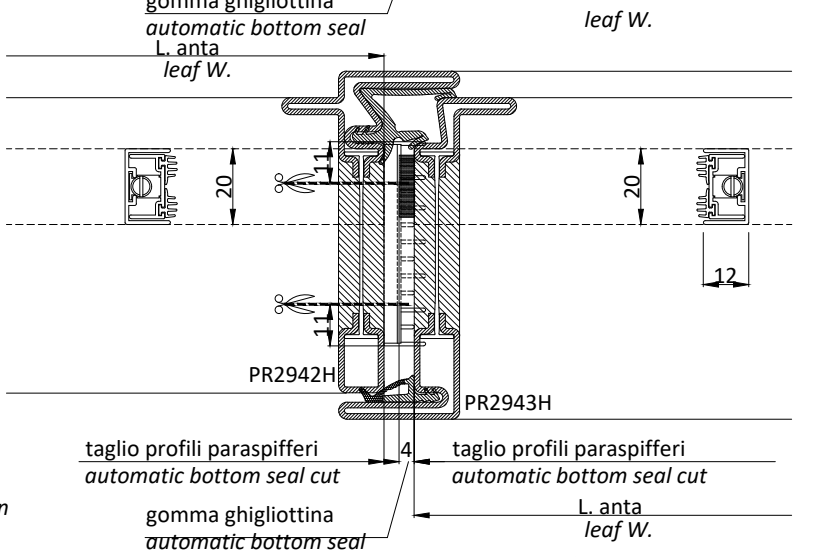

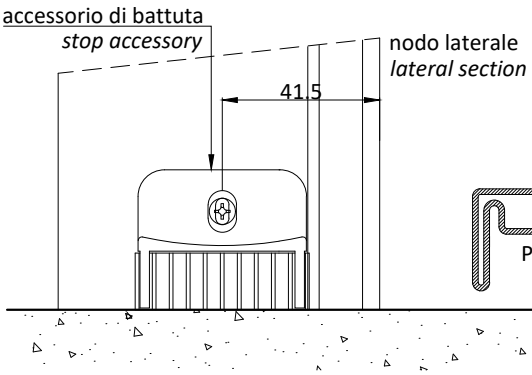

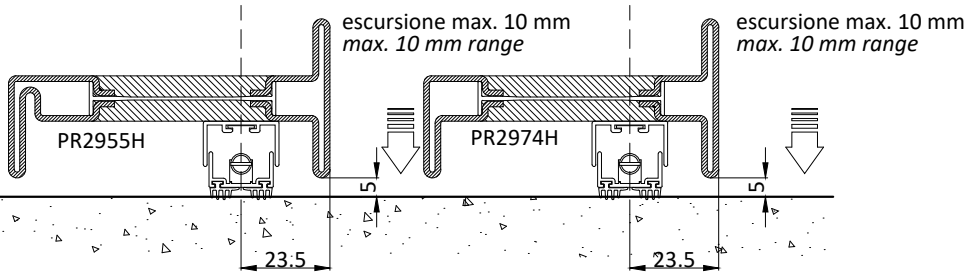

Cod. *Cod.*	lunghezza guarnizione automatica *automatic bottom seal lenght*	lunghezza anta *leaf width*
AC2636/Z	315 - 430 mm	299 - 414 mm
AC2636/A	380 - 530 mm	364 - 514 mm
AC2636/B	480 - 630 mm	464 - 614 mm
AC2636/C	580 - 730 mm	564 - 714 mm
AC2636/D	680 - 830 mm	664 - 814 mm
AC2636/E	780 - 930 mm	764 - 914 mm
AC2636/F	880 - 1030 mm	864 - 1014 mm
AC2636/G	980 - 1130 mm	964 - 1164 mm
AC2636/H	1080 - 1230 mm	1114 - 1314 mm

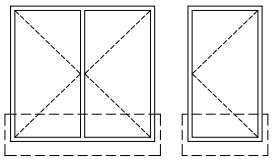

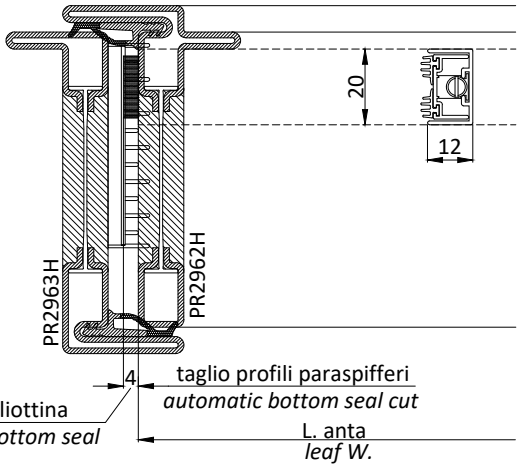

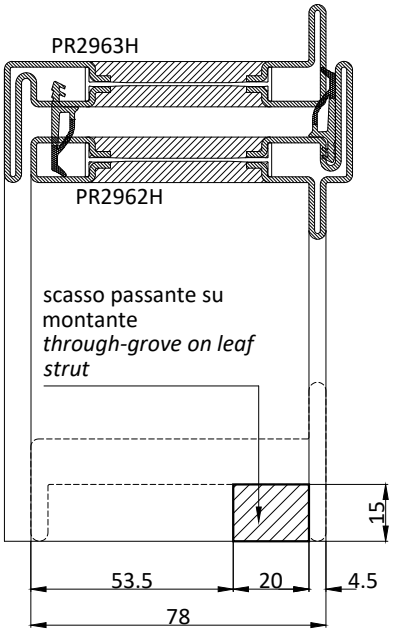

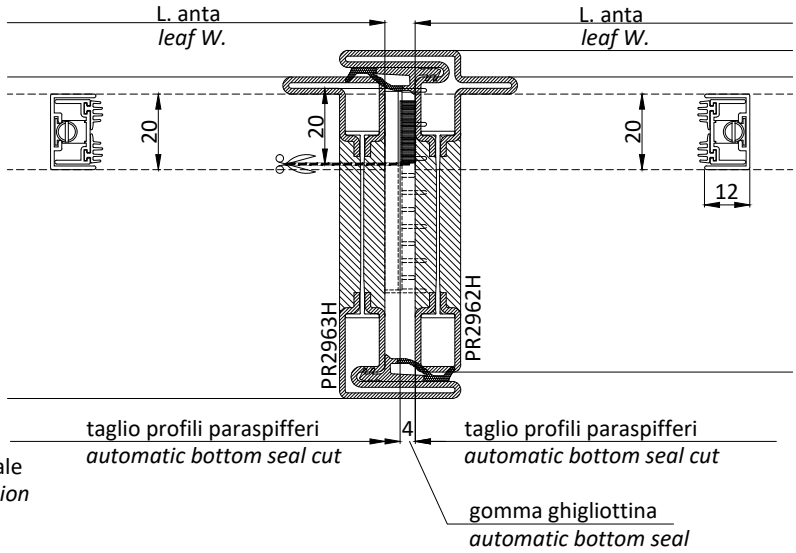

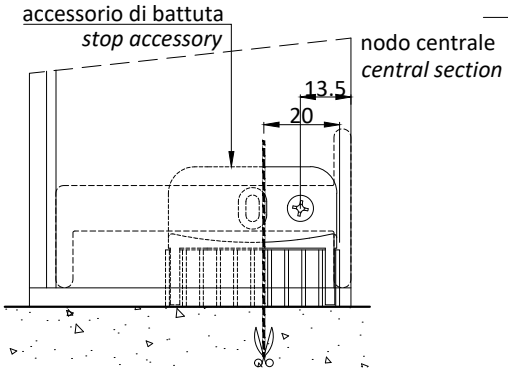

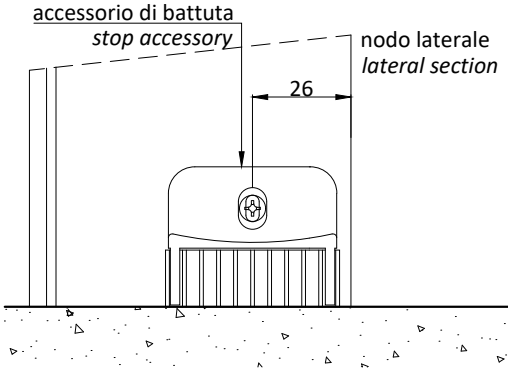

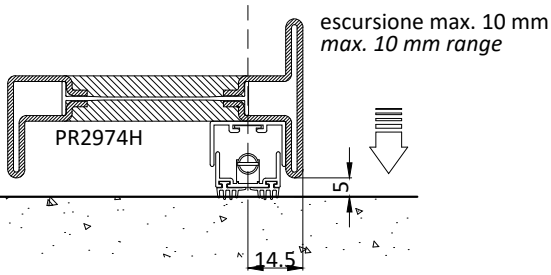

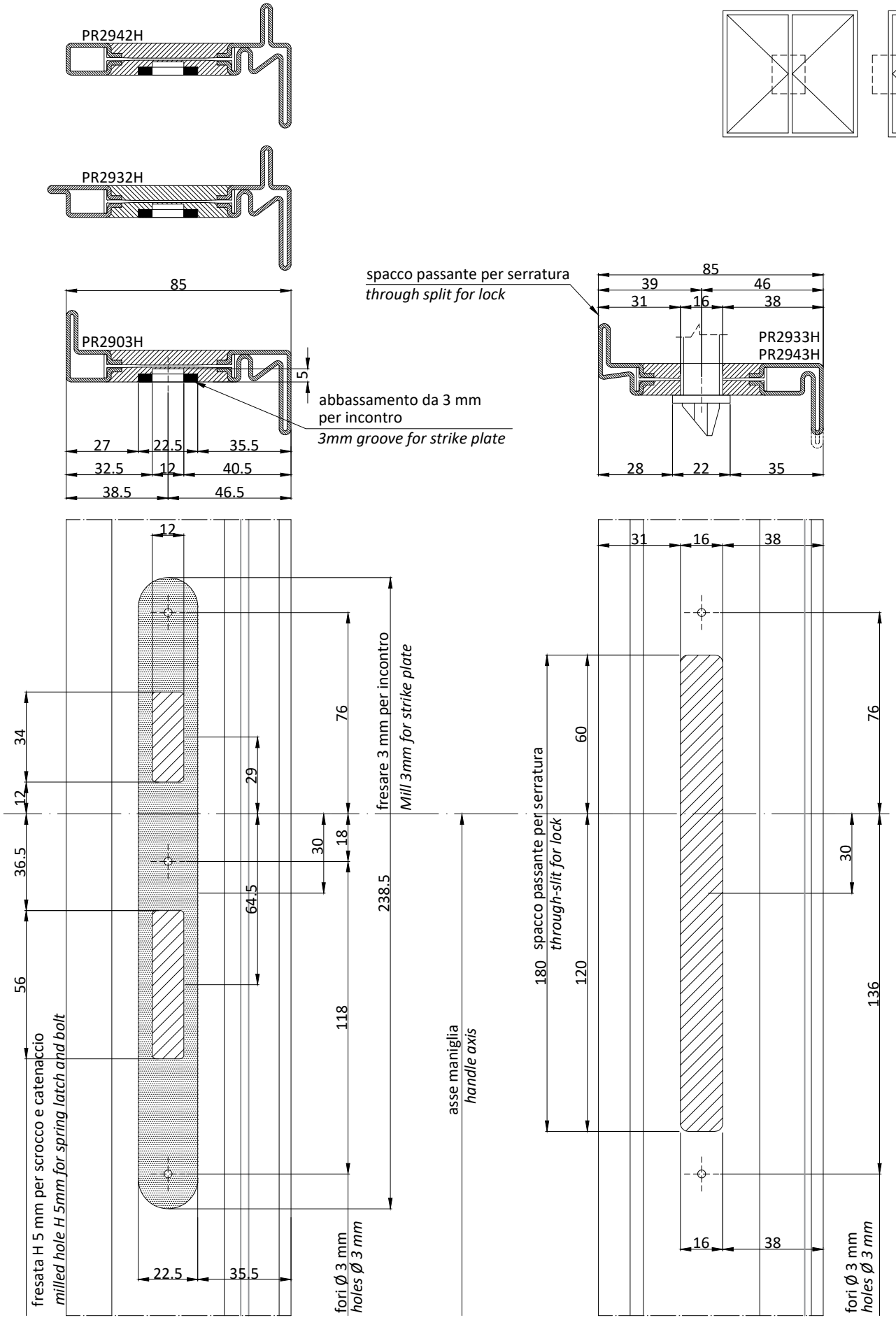
PR2942H
PR2932H
PR2903H
85
5
27
22.5
35.5
32.5
12
40.5
38.5
46.5
abbassamento da 3 mm
per incontro
3mm groove for strike plate
spacco passante per serratura
through split for lock
85
39
46
31
16
38
PR2933H
PR2943H
28
22
35
12
34
12
36.5
56
76
29
30
18
64.5
238.5
118
fresare 3 mm per incontro
Mill 3mm for strike plate
asse maniglia
handle axis
fresata H 5 mm per scrocco e catenaccio
milled hole H 5mm for spring latch and bolt
22.5
35.5
fori Ø 3 mm
holes Ø 3 mm
31
16
38
60
180
120
spacco passante per serratura
through-slit for lock
76
30
136
16
38
fori Ø 3 mm
holes Ø 3 mm

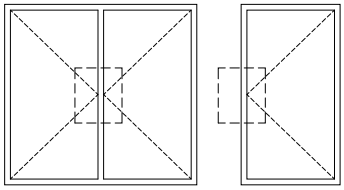

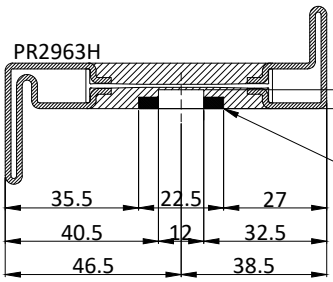
PR2963H
5
35.5
22.5
27
40.5
12
32.5
46.5
38.5

abbassamento da 3 mm
per incontro
3 mm groove for strike plate

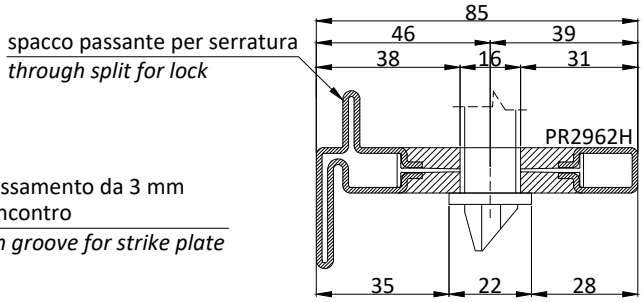
spacco passante per serratura
through split for lock
85
46
39
38
16
31
PR2962H
35
22
28

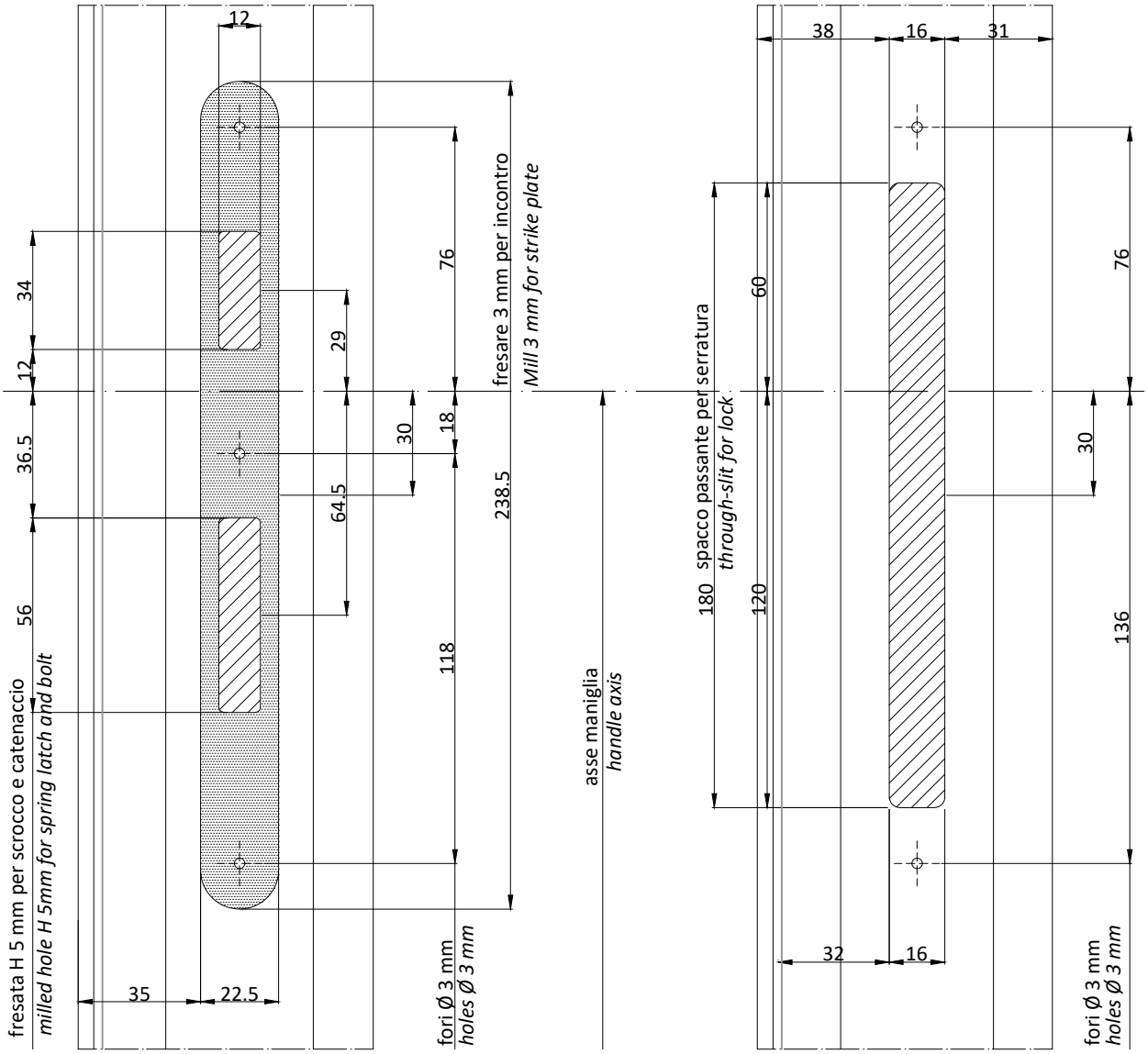
12
34
12
36.5
56
29
30
64.5
76
18
118
238.5
fresare 3 mm per incontro
Mill 3 mm for strike plate
fresata H 5 mm per scrocco e catenaccio
milled hole H 5mm for spring latch and bolt
35
22.5
fori Ø 3 mm
holes Ø 3 mm
asse maniglia
handle axis
38
16
31
spacco passante per serratura
through-slit for lock
60
180
120
76
30
136
32
16
fori Ø 3 mm
holes Ø 3 mm

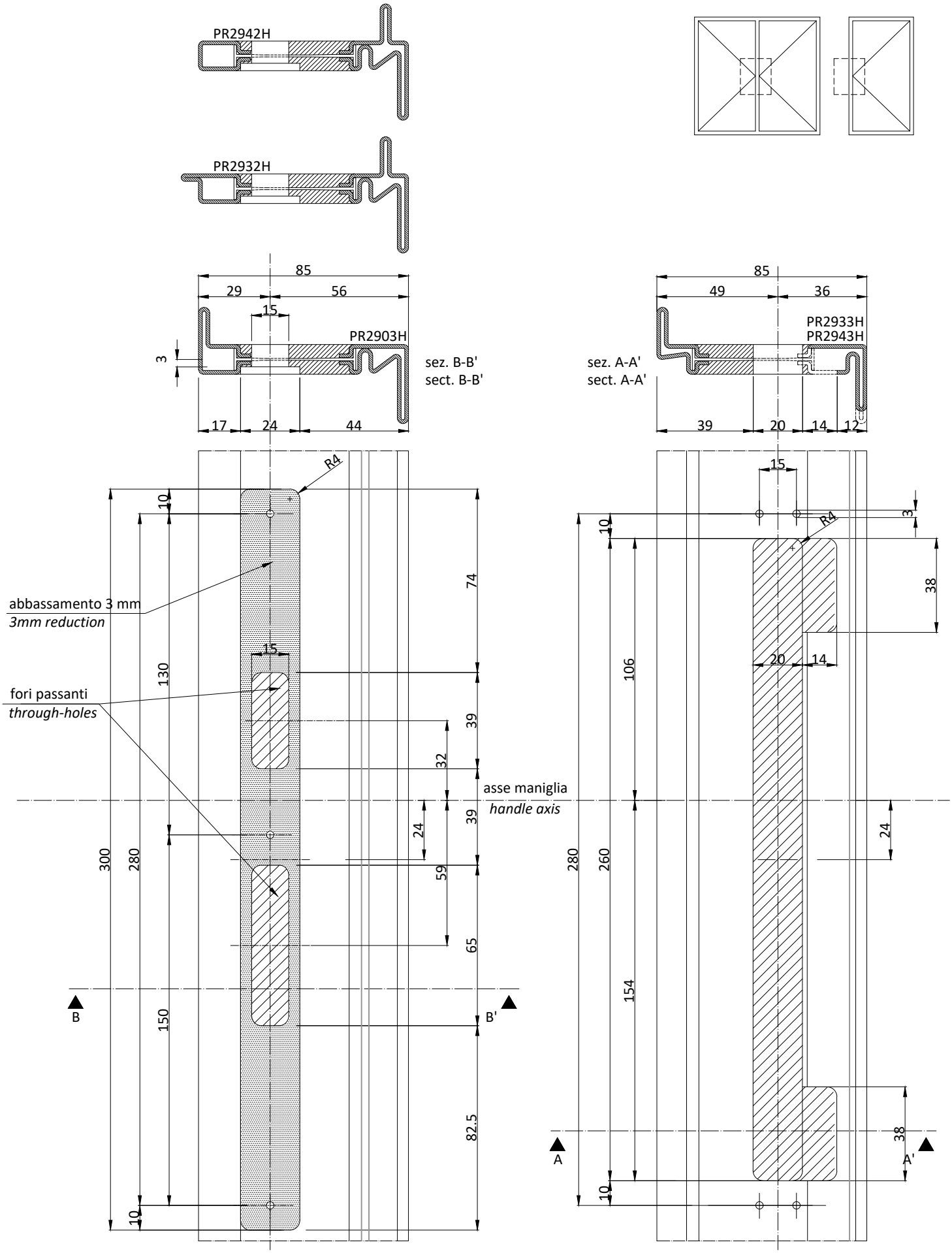
PR2942H
PR2932H
85
29
56
15
PR2903H
3
sez. B-B'
sect. B-B'
17
24
44
85
49
36
PR2933H
PR2943H
sez. A-A'
sect. A-A'
39
20
14
12
R4
10
74
abbassamento 3 mm
3mm reduction
130
15
fori passanti
through-holes
39
32
asse maniglia
handle axis
39
24
300
280
59
65
B
B'
150
82.5
10
15
3
R4
10
38
106
20
14
280
260
24
154
38
A
A'
10

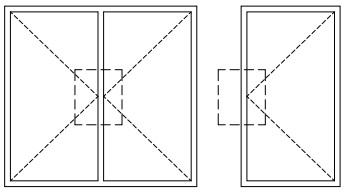

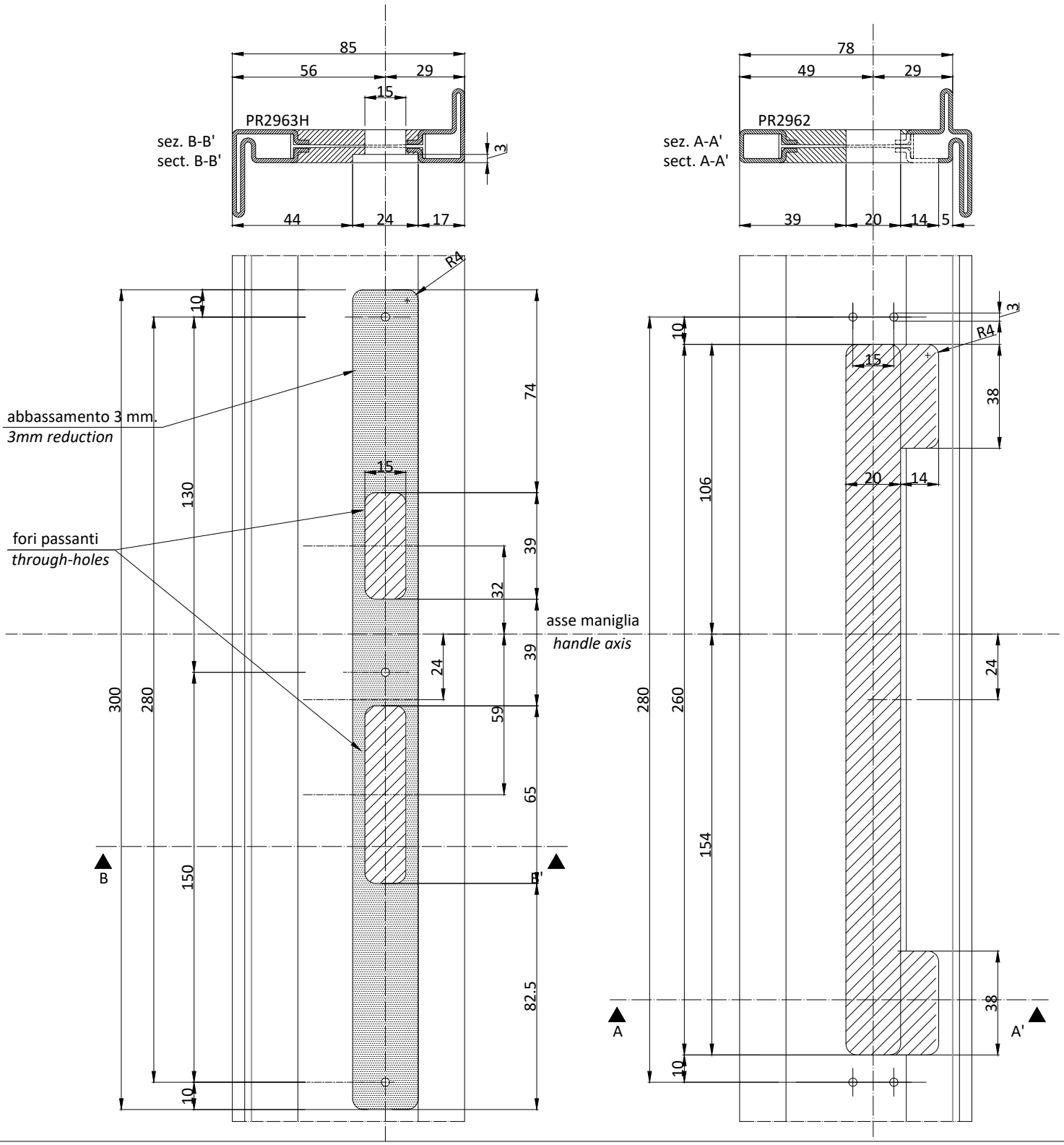
85
56
29
15
PR2963H
sez. B-B'
sect. B-B'
3
44
24
17
78
49
29
PR2962
sez. A-A'
sect. A-A'
39
20
14
5
R4
10
74
abbassamento 3 mm.
3mm reduction
130
15
fori passanti
through-holes
39
32
asse maniglia
handle axis
39
24
300
280
59
65
B
150
B'
82.5
10
3
R4
15
38
106
20
14
24
280
260
154
38
A
A'
10

lavorazione applicazione incontro
Processing strike plate installation

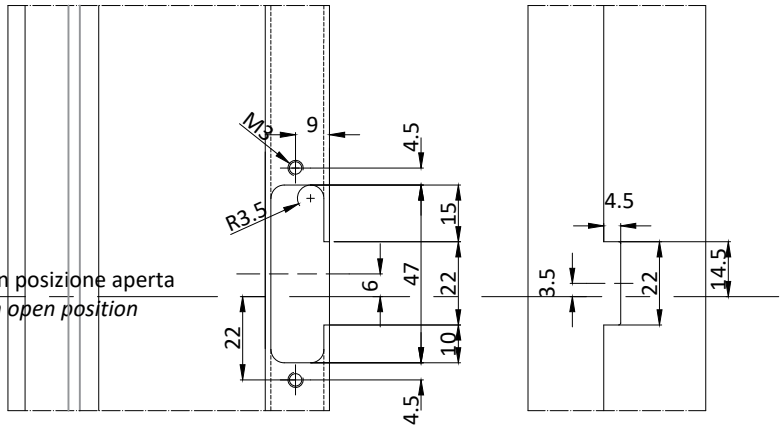

asse nottolino 3^ chiusura in posizione aperta
Latch axis for the 3rd lock in open position

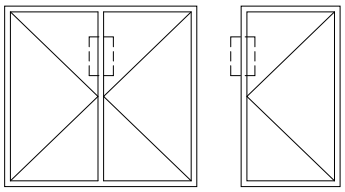

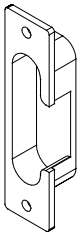

Incontro 3^ chiusura
3rd lock strike plate

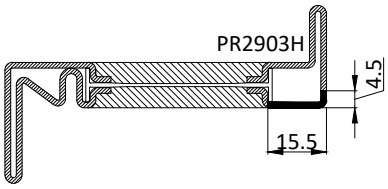

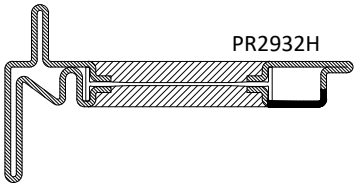

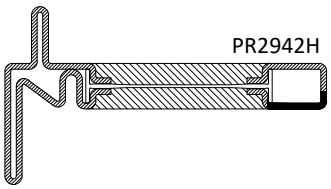

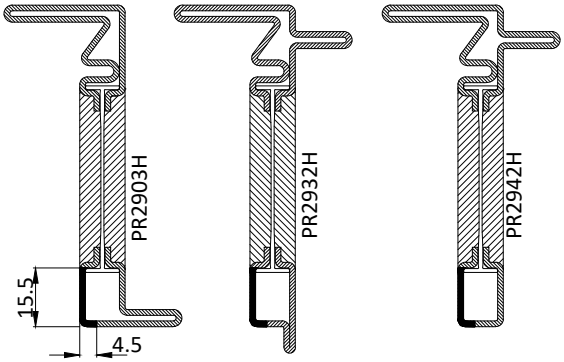

lavorazione applicazione nottolino
Processing for the assembling of the 3rd lock

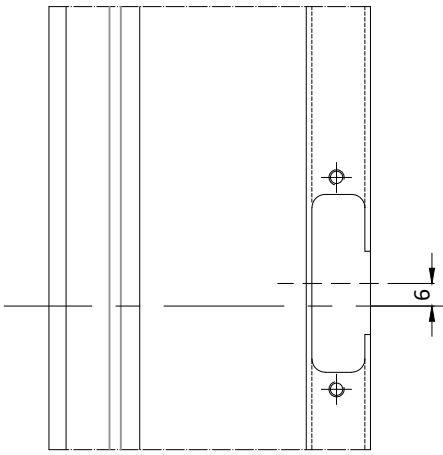

asse nottolino 3^ chiusura in posizione aperta
Latch axis for the 3rd lock in open position

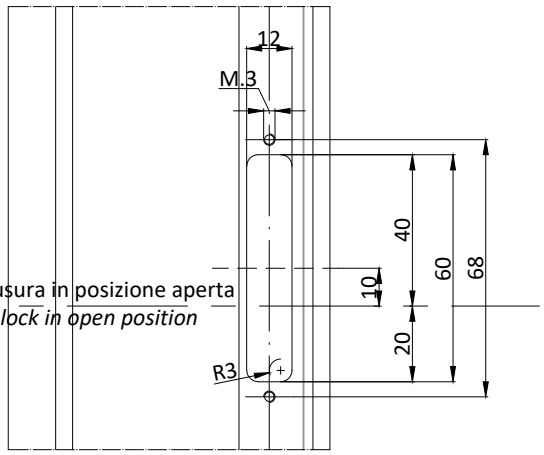

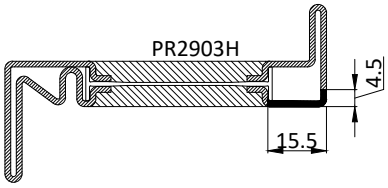

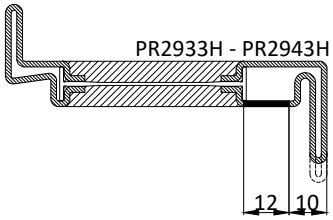

lavorazione superiore-inferiore specchiata orizzontalmente
upper working-bottom working horizontally mirrored

lavorazione applicazione incontro
processing strike plate installation

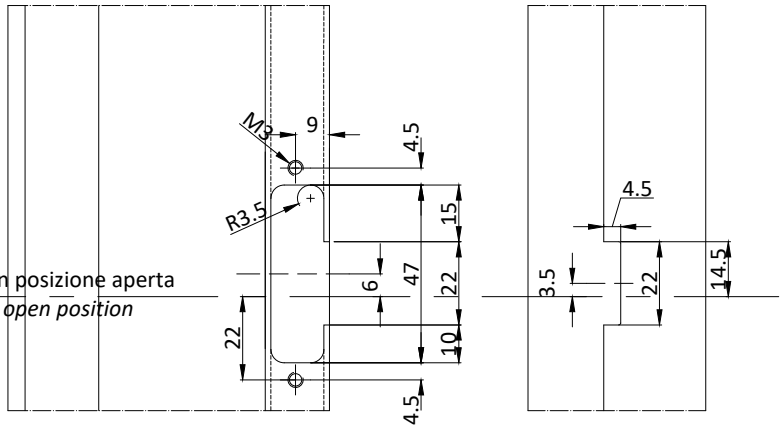

asse nottolino 3^ chiusura in posizione aperta
latch axis for the 3rd lock in open position

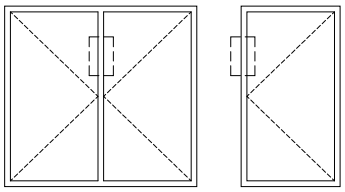

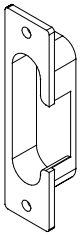

Incontro 3^ chiusura
3rd lock strike plate

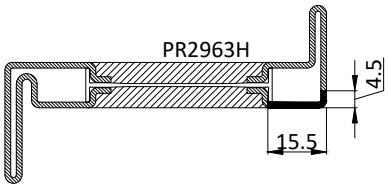

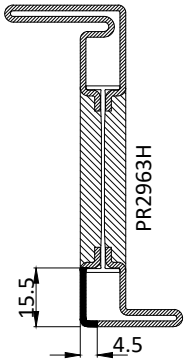

lavorazione applicazione nottolino
processing for the assembling of the 3rd lock

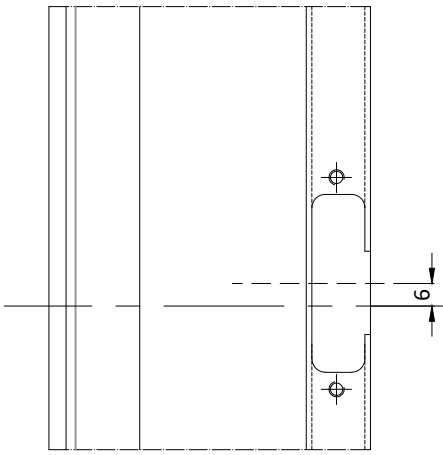

asse nottolino 3^ chiusura in posizione aperta
latch axis for the 3rd lock in open position

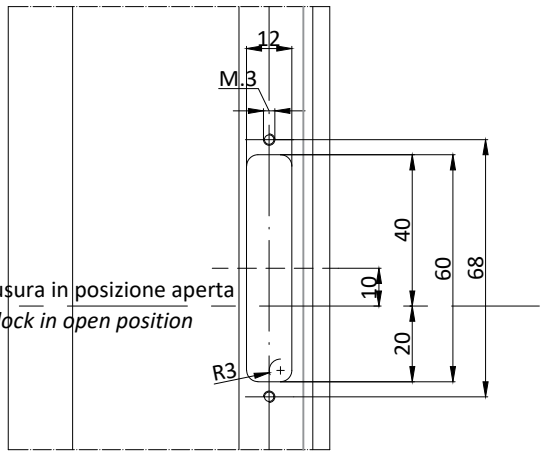

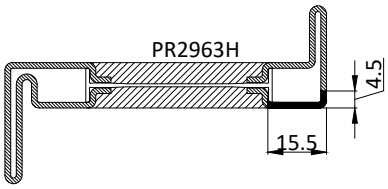

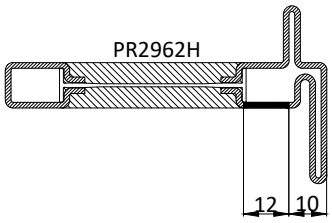

lavorazione superiore; inferiore specchiata orizzontalmente
upper working; bottom working horizontally mirrored

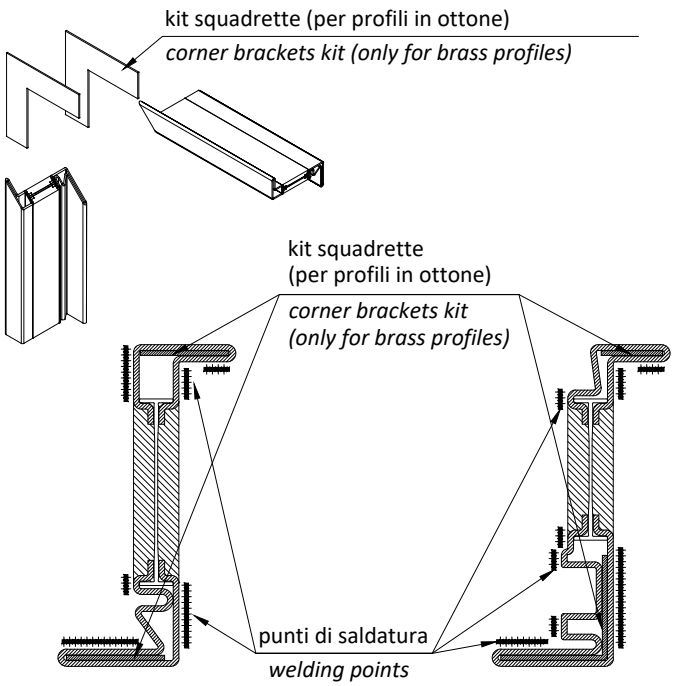

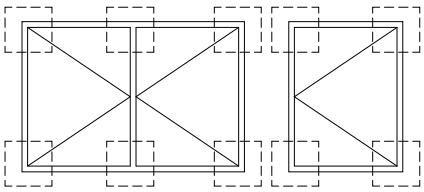

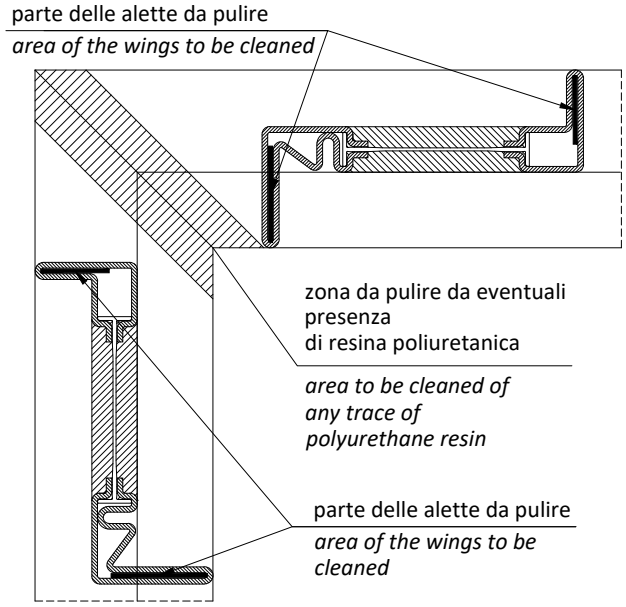

Ottone
Utilizzare le squadrette di allineamento, sigillare tutte le superfici di contatto tra i profili che non vanno saldate. Saldare a TIG a punti le zone indicate.

Brass
Use corner brackets, seal all surfaces in touch with profiles that are not to be seam-welded. Spot weld (TIG) the marked areas.

Acciaio zincato - Acciaio Corten - Acciaio inox
Saldare in continuo le superfici di contatto.

Galvanised steel - Cor-ten steel - Stainless steel
Seam-weld all contact surfaces.

N.B. Prima di saldare l'angolo del profilo eliminare l'eventuale resina poliuretanica presente all'interno dell'aletta scaldando leggermente il profilo stesso per circa 20 mm. in modo da sciogliere la resina ed eliminare le impurità presenti.

ATTN. Before welding the corner please remove any trace of polyurethane resin in the internal side of casin, heating the profile for ca. 20 mm to melt the resin and removein this way all other impurities.

Profilo *Profile*	Kit squadrette *Corner brackets set*
Codice *Code*	Codice *Code*
PR2901H-PR2901H	AC 2801I
PR2903H-PR2903H	AC 2803I
PR2905H-PR2905H	AC 2805I
PR2901H-PR2905H	AC 2801I
PR2901H-PR2922H	AC 2801I
PR2903H-PR2905H	AC 2803I
PR2903H-PR2922H	AC 2801I
PR2905H-PR2922H	AC 2822I
PR2915H-PR2915H	AC 2803I
PR2922H-PR2922H	AC 2822I
PR2932H-PR2933H	AC 2832I
PR2933H-PR2933H	AC 2833I
PR2942H-PR2942H	AC 2801I
PR2942H-PR2943H	AC 2832I
PR2943H-PR2943H	AC 2843I
PR2901H-PR2942H	AC 2801I
PR2903H-PR2942H	AC 2801I
PR2905H-PR2942H	AC 2801I
PR2915H-PR2942H	AC 2801I
PR2951H-PR2951H	AC 2851I
PR2952H-PR2952H	AC 2852I

Profilo *Profile*	Kit squadrette *Corner brackets set*
Codice *Code*	Codice *Code*
PR2953H-PR2953H	AC 2853I
PR2955H-PR2955H	AC 2855I
PR2961H-PR2961H	AC 2801I
PR2962H-PR2962H	AC 2862I
PR2963H-PR2963H	AC 2803I
PR2965H-PR2965H	AC 2865I
PR2962H-PR2963H	AC 2832I anta / *leaf*
PR2962H-PR2963H	AC 2801I telaio / *frame*
PR2965H-PR2963H	AC 2803I
PR2971H-PR2971H	AC 2871I
PR2972H-PR2972H	AC 2872I
PR2973H-PR2973H	AC 2853I
PR2974H-PR2974H	AC 2855I
PR2975H-PR2975H	AC 2875I
PR2982H-PR2982H	AC 2822I
PR2985H-PR2985H	AC 2805I
PR2991H-PR2991H	AC 2891I
PR2992H-PR2992H	AC 2892I
PR2993H-PR2993H	AC 2892I
PR2995H-PR2995H	AC 2895I

Profilo *Profile*	Kit squadrette *Corner brackets set*
Codice *Code*	Codice *Code*
PR2503H-PR2503H	AC 2803IR
PR2513H-PR2513H	AC 2803IR
PR2542H-PR2542H	AC 2803IR
PR2542H-PR2543H	AC 2803IR
PR2505H-PR2505H	AC 2805IR
PR2511H-PR2511H	AC 2811IR
PR2515H-PR2515H	AC 2815IR
PR2522H-PR2522H	AC 2822IR
PR2543H-PR2543H	AC 2843IR

AC2801I squadretta di assiemaggio per profili in ottone

AC2801I assembling corner brackets for brass profiles

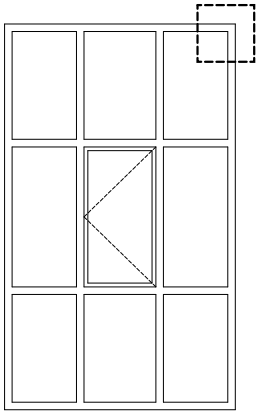

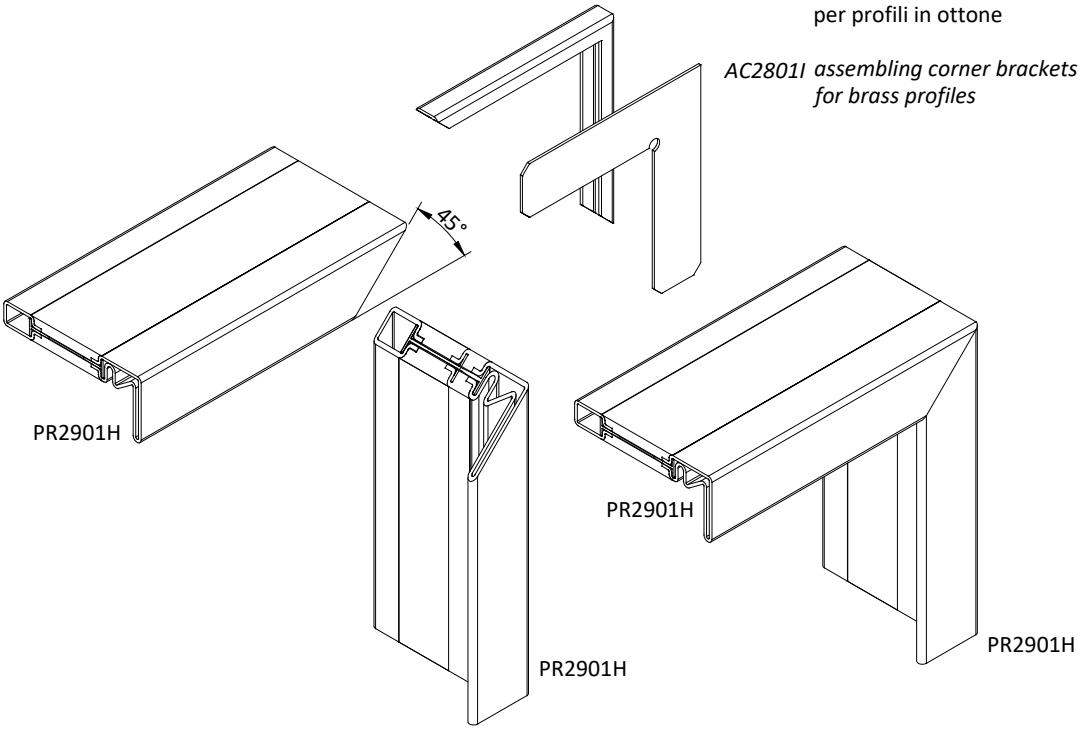

Saldare in continuo le superfici di contatto.

Seam-weld all contact surfaces.

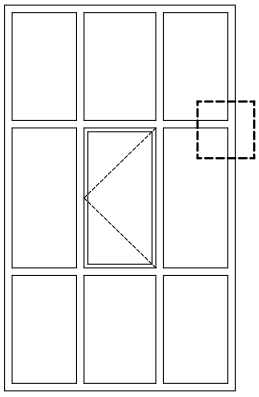

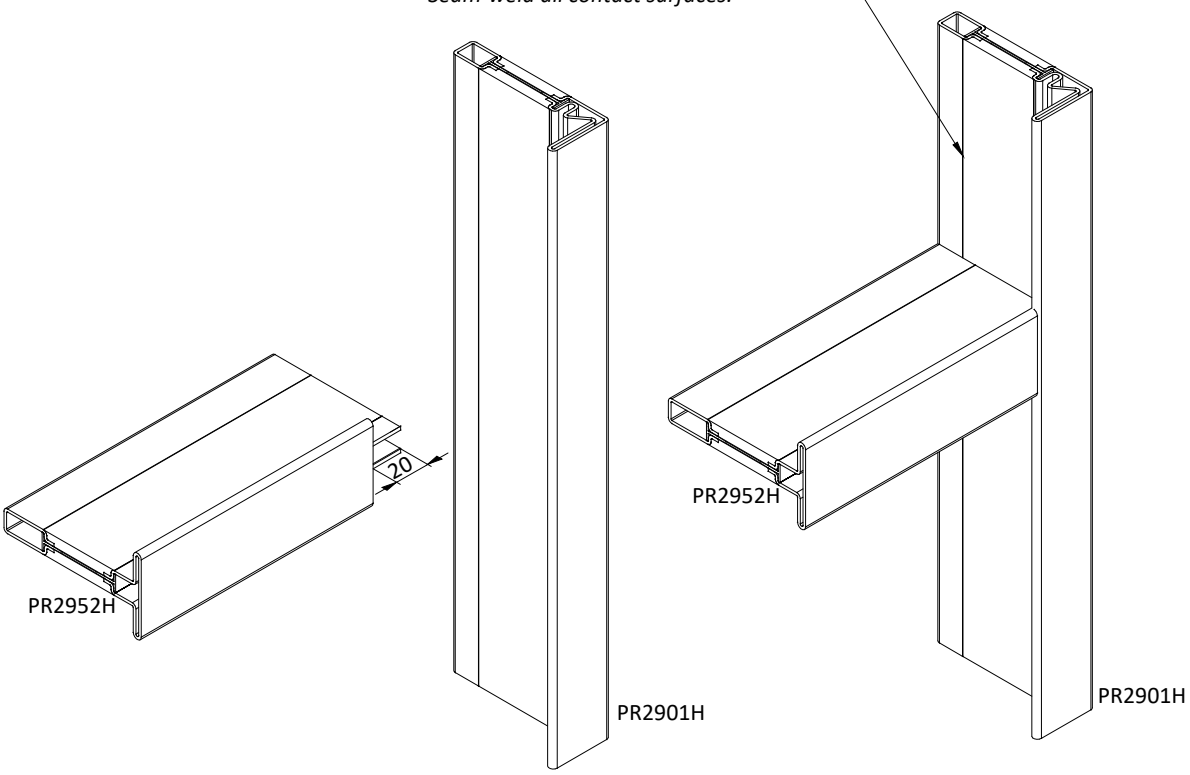

Linee guida valide per tutte le giunzioni

Same installation guide for all profiles connection

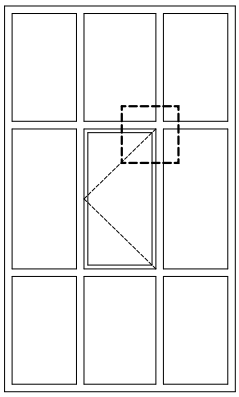

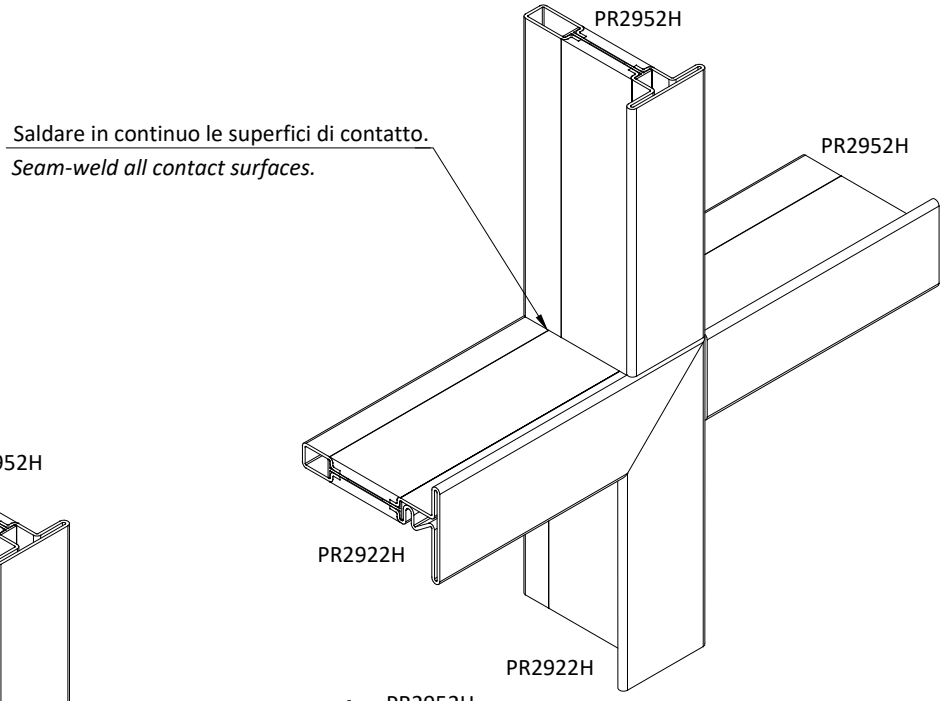

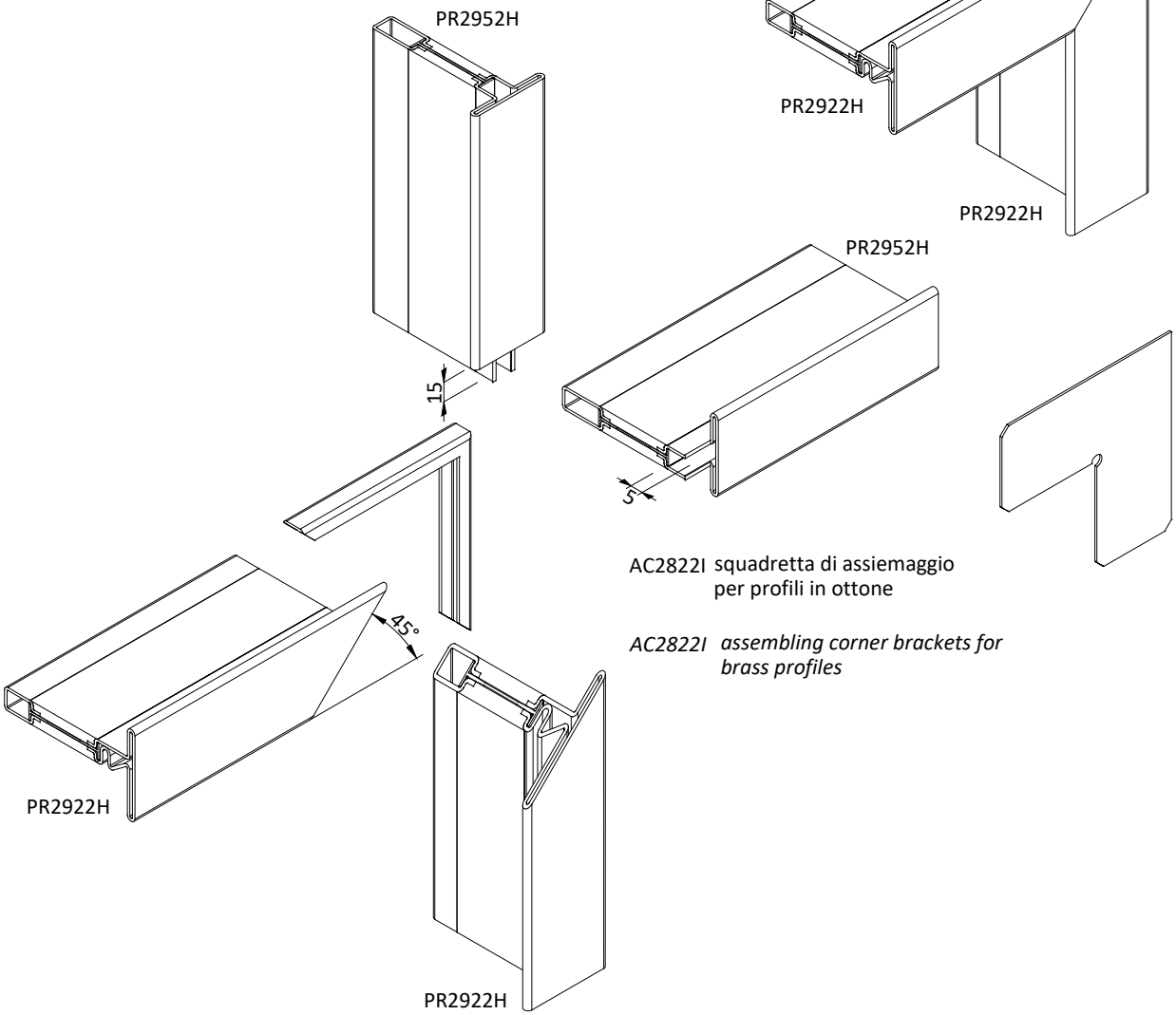

AC2822I squadretta di assiemaggio per profili in ottone

AC2822I assembling corner brackets for brass profiles

Linee guida valide per tutte le giunzioni
Same installation guide for all profiles connection

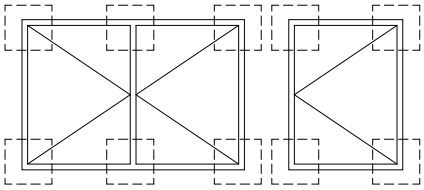

Acciaio zincato - Acciaio Corten - Acciaio inox
Saldare in continuo le superfici di contatto indicate

Galvanised steel - Cor-ten steel - Stainless steel
Seam-weld the shown areas

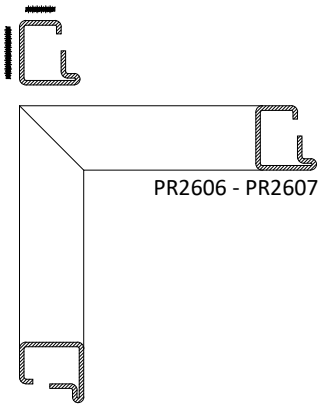

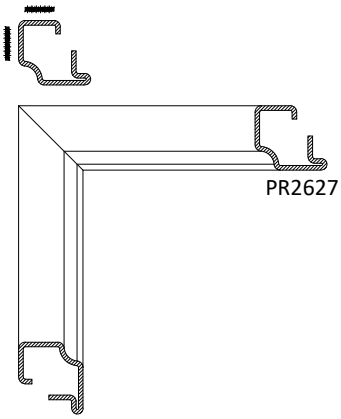

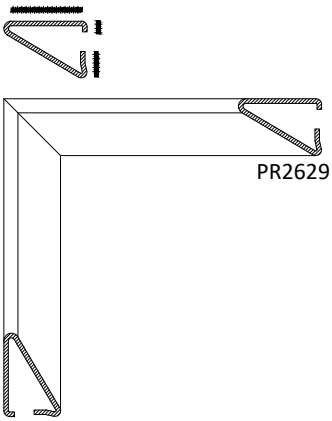

Ottone
Saldare a TIG a punti le zone indicate.

Brass
Spot weld (TIG) the marked areas.

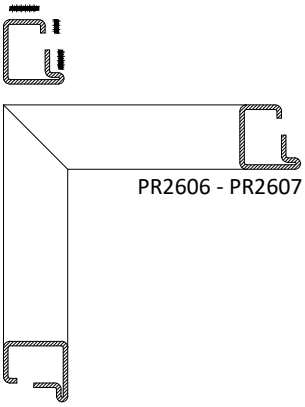

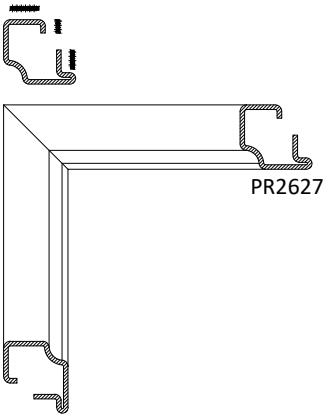

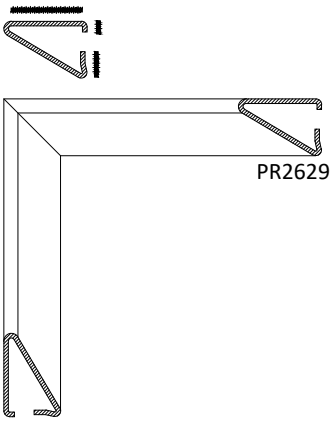

Cerniera centrale per H > 1300 mm
Central hinge for H > 1300 mm

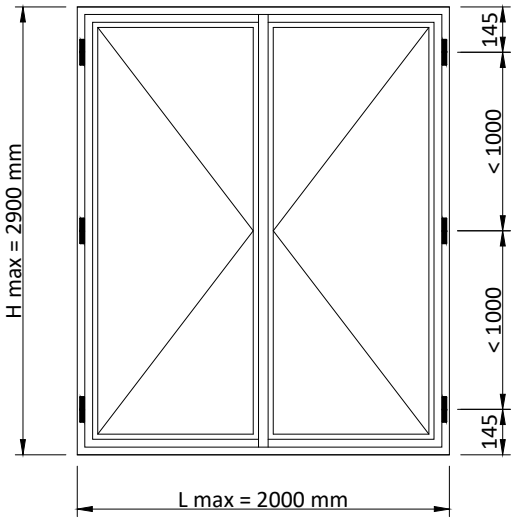

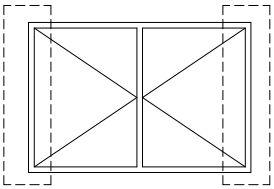

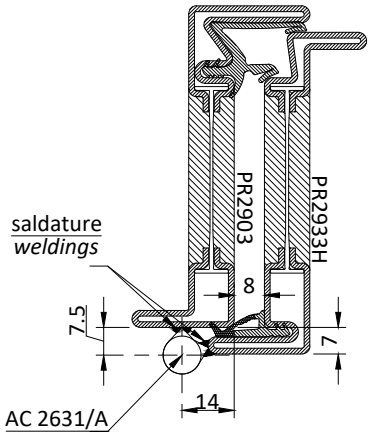

schema di fissaggio
AC 2631/A non registrabile
cerniera Ø 10
peso massimo anta 40 kg

installation chart
AC2631/A non-adjustable
Ø 10 Hinge
Max leaf weight 40 kg

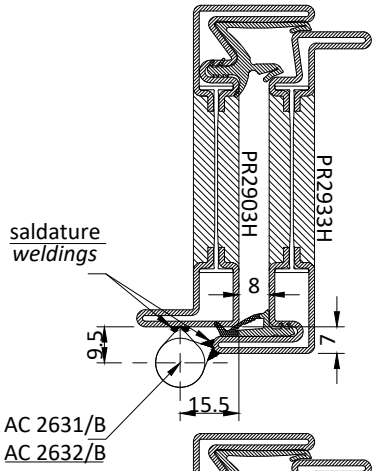

schema di fissaggio
AC 2631/B non registrabile
AC 2632/B registrabile in altezza
cerniera Ø 13
peso massimo anta 70 kg

installation chart
AC2631/B non-adjustable
AC2632/B adjustable in height
Ø 13 Hinge
Max leaf weight 70 kg

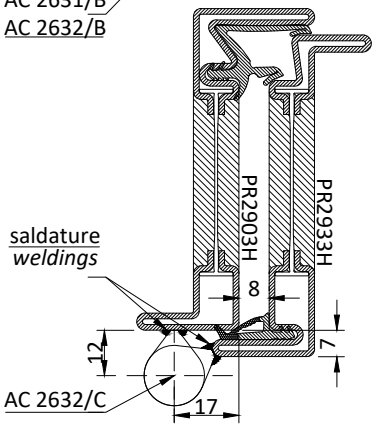

schema di fissaggio
AC 2632/C registrabile in altezza
cerniera Ø 16
peso massimo anta 80 kg

installation chart
AC2632/C adjustable in height
Ø 16 hinge
Max leaf weight 80 kg

Cerniera centrale per H > 1300 mm
Central hinge for H > 1300 mm

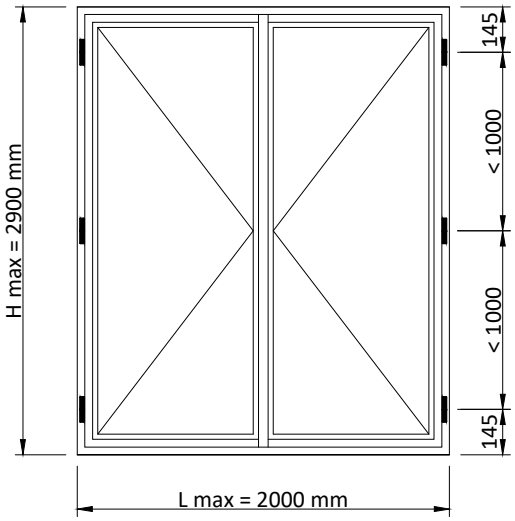

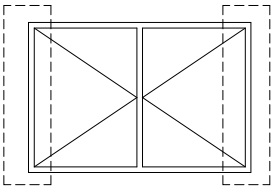

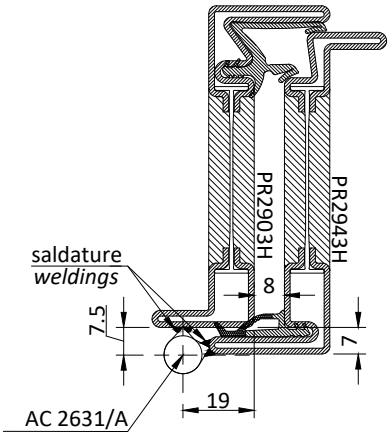

schema di fissaggio
AC 2631/A non registrabile
cerniera Ø 10
peso massimo anta 40 kg

installation chart
AC2631/A non-adjustable
Ø 10 Hinge
Max leaf weight 40 kg

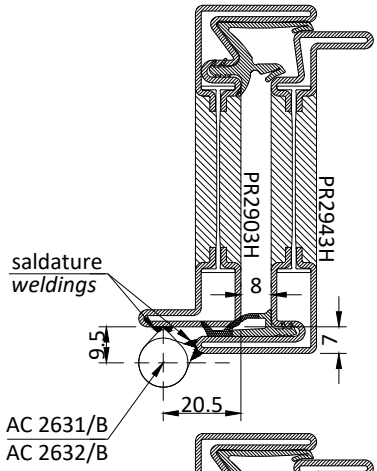

schema di fissaggio
AC 2631/B non registrabile
AC 2632/B registrabile in altezza
cerniera Ø 13
peso massimo anta 70 kg

installation chart
AC2631/B non-adjustable
AC2632/B adjustable in height
Ø 13 Hinge
Max leaf weight 70 kg

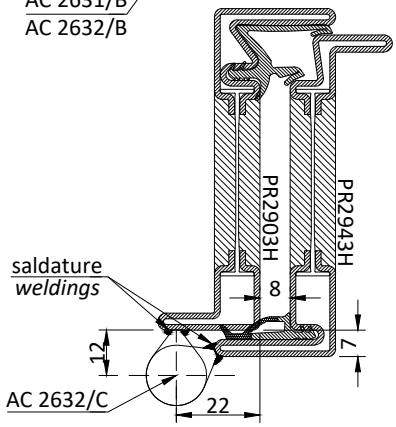

schema di fissaggio
AC 2632/C registrabile in altezza
cerniera Ø 16
peso massimo anta 80 kg

installation chart
AC2632/C adjustable in height
Ø 16 hinge
Max leaf weight 80 kg

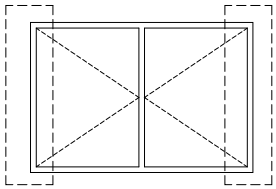

Cerniera centrale per H > 1300 mm
Central hinge for H > 1300 mm

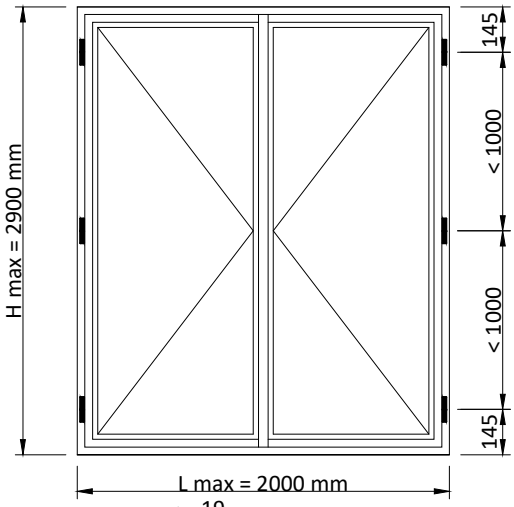

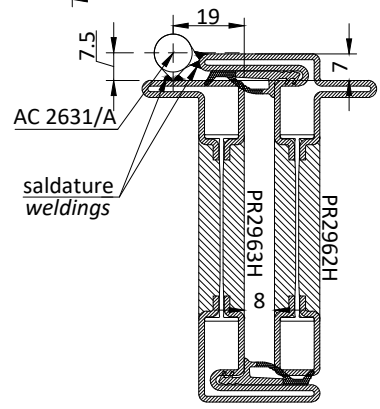

schema di fissaggio
AC 2631/A non registrabile
cerniera Ø 10
peso massimo anta 40 kg

installation chart
AC2631/A non-adjustable
Ø 10 Hinge
Max leaf weight 40 kg

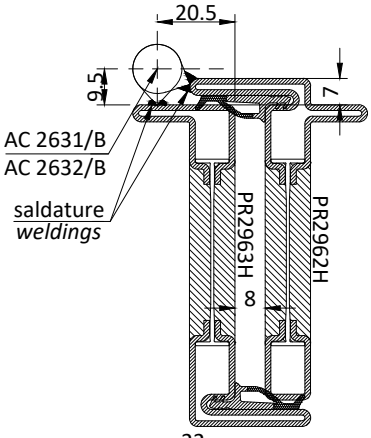

schema di fissaggio
AC 2631/B non registrabile
AC 2632/B registrabile in altezza
cerniera Ø 13
peso massimo anta 70 kg

installation chart
AC2631/B non-adjustable
AC2632/B adjustable in height
Ø 13 Hinge
Max leaf weight 70 kg

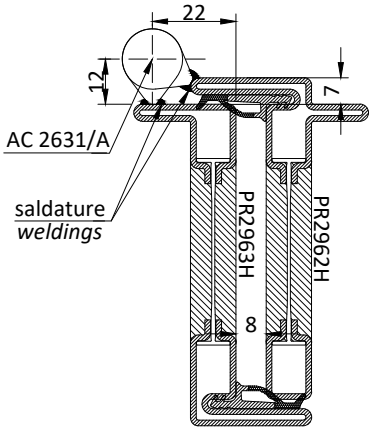

schema di fissaggio
AC 2632/C registrabile in altezza
cerniera Ø 16
peso massimo anta 80 kg

installation chart
AC2632/C adjustable in height
Ø 16 hinge
Max leaf weight 80 kg

1) Eseguire i fori come da disegno (lavorazione effettuabile con maschera AT2618).

2) Posizionare lo scarico acqua e sigillare fissare con viti in dotazione Inox A2.

3) Posizionare la guarnizione di giunto centrale e gli angoli vulcanizzati, incollare gli angoli alla guarnizione a mezzo di colla ciano-acrilica.

4) Sigillare per tutta la lunghezza la base inferiore e per 150 mm in altezza il telaio.

1) Drill the holes as shown in the diagram (using jig AT2618).

2) Position the water drain, seal and secure with the supplied A2 stainless screw.

3) Position the central weather strip and vulcanised corner, glue the corners to the weathers strip using cyanoacrylate glue

4) seal the entire lower base of the frame and vertically for 150 mm

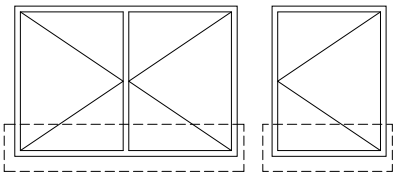

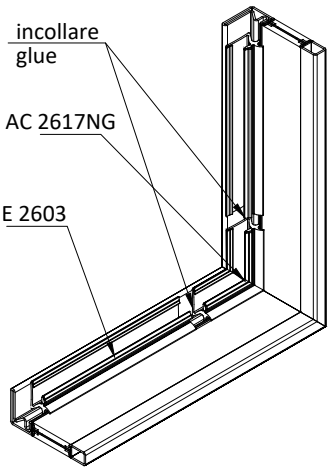

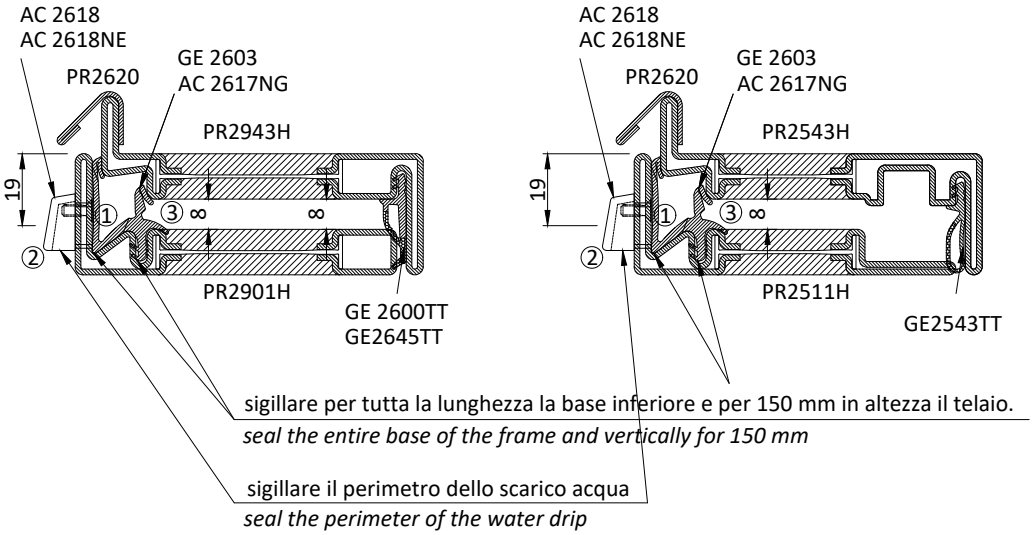

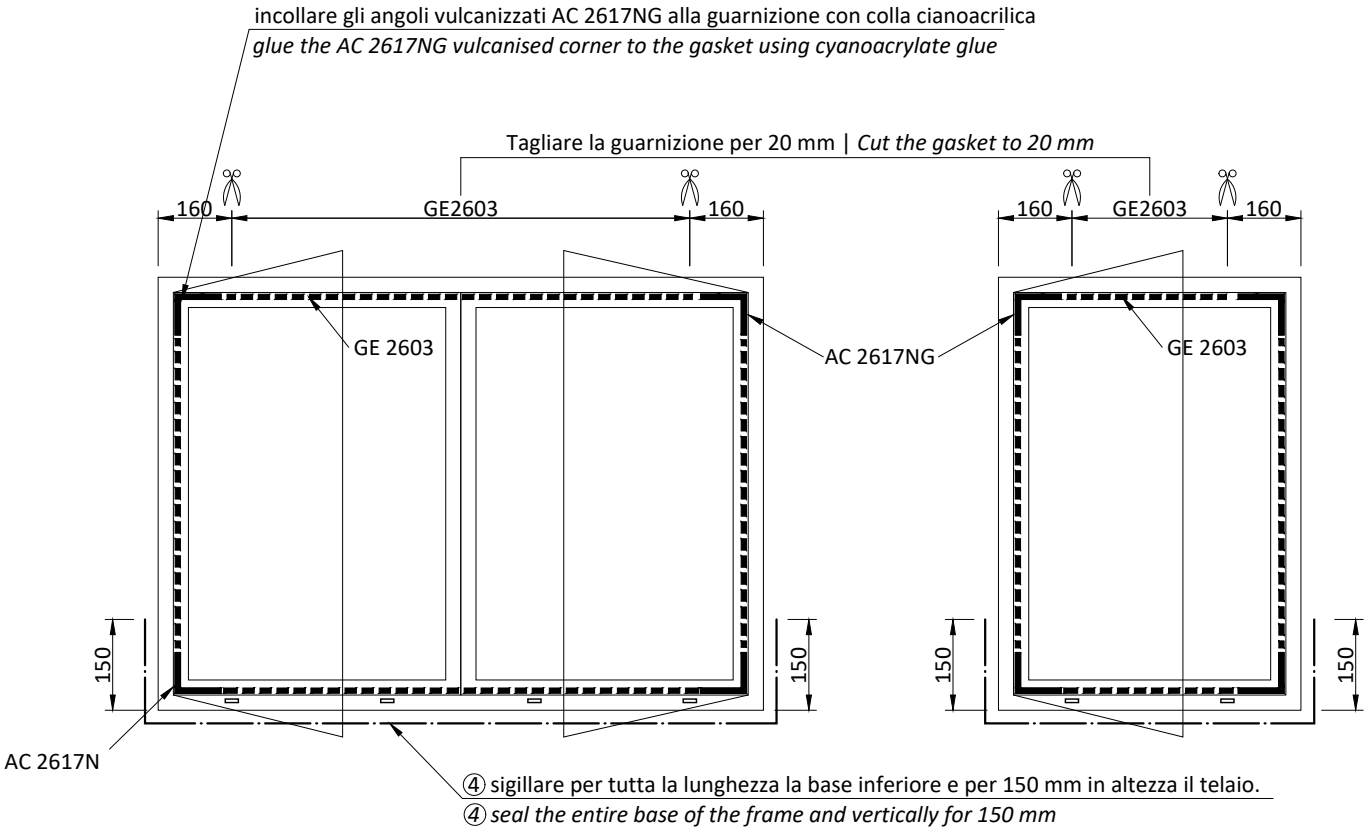

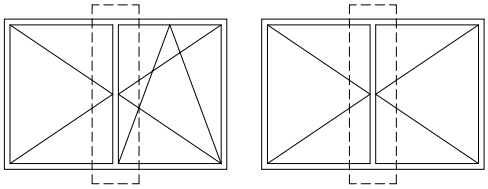

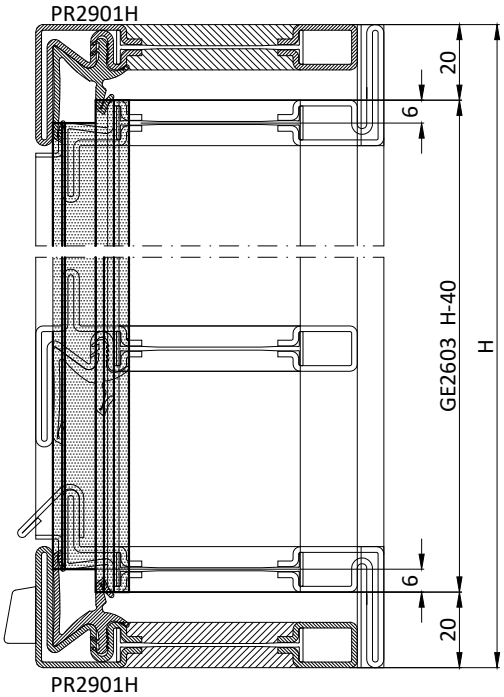
PR2901H
20
6
GE2603 H-40
H
6
20
PR2901H

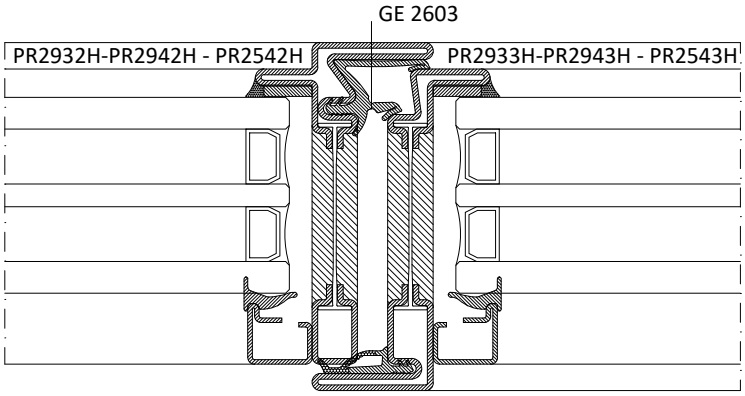
GE 2603
PR2932H-PR2942H - PR2542H
PR2933H-PR2943H - PR2543H



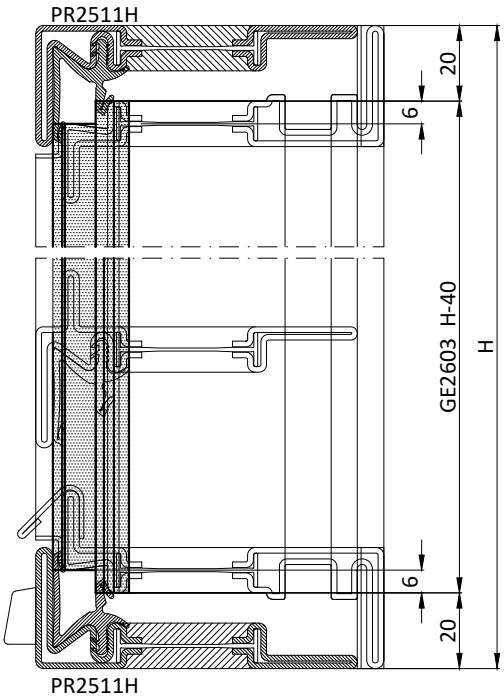
PR2511H
20
6
GE2603 H-40
H
6
20
PR2511H

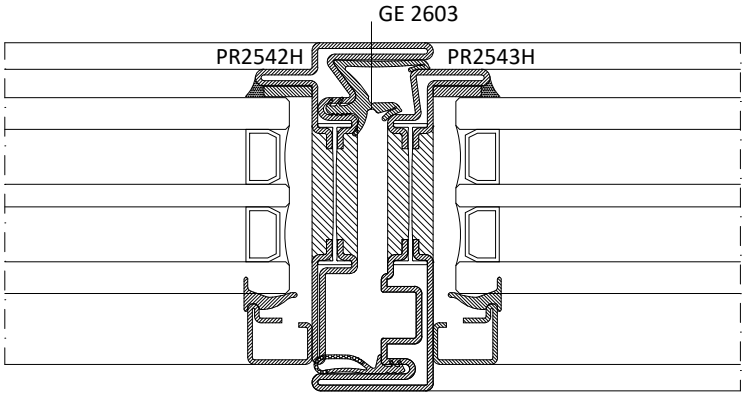
GE 2603
PR2542H
PR2543H

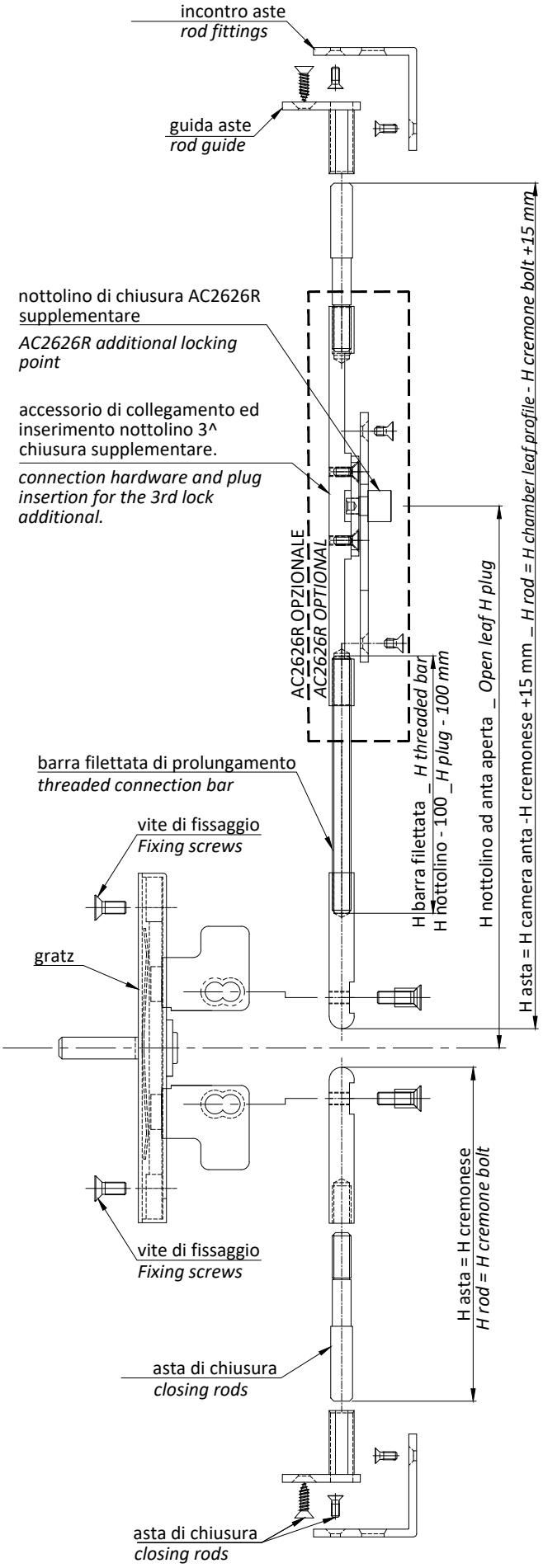

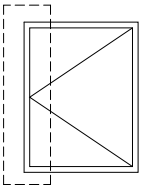

1) Avvitare le aste di chiusura agli accessori di collegamento.

2) Inserire le aste negli spacchi predisposti agli angoli dell'anta.

3) Inserire e fissare il GRATZ all'anta.

4) Fissare le aste di chiusura al GRATZ con viti M4 in dotazione.

5) Inserire gli accessori guida aste negli spacchi predisposti e fissati all'anta.

6) Fissare gli incontri al telaio.

1) Screw the closing rods to the connection fittings.

2) Insert the rods into the slits on the leaf corners.

3) Insert the "GRATZ" mechanism into the leaf and secure.

4) Secure the closing rods to the "GRATZ" mechanism using the M4 screws.

5) Insert the rod guides into the slits and fix them to the leaf.

6) Secure the fittings to the frame.

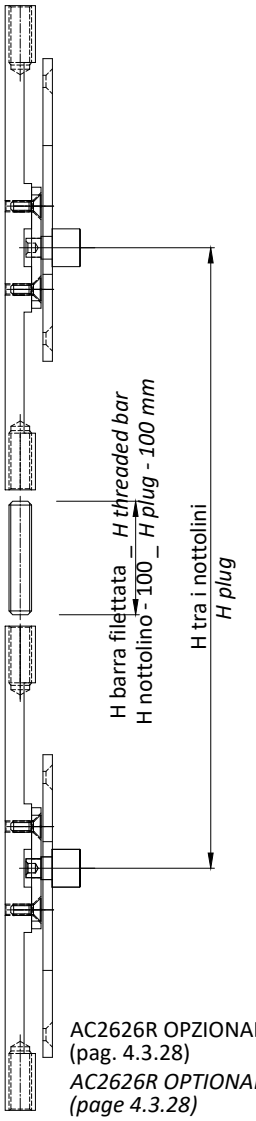

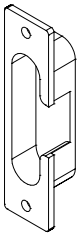

AC2626R incontro 3^ chiusura OPZIONALE
AC2626R 3rd lock strike plate OPTIONAL

N.B. prevedere un punto di chiusura ogni 1000 mm max.

Attn. Consider one locking point every 1000 mm max.

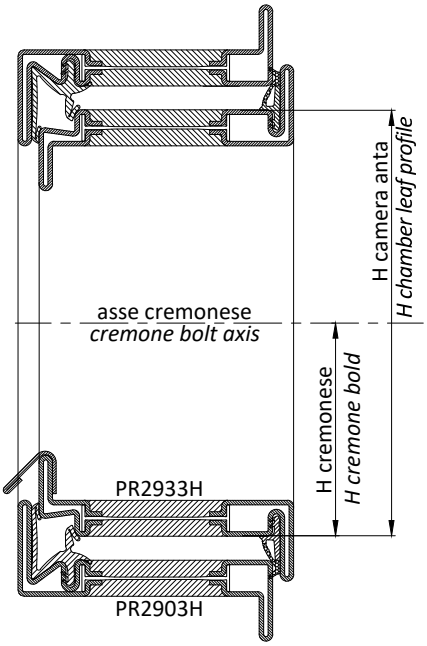

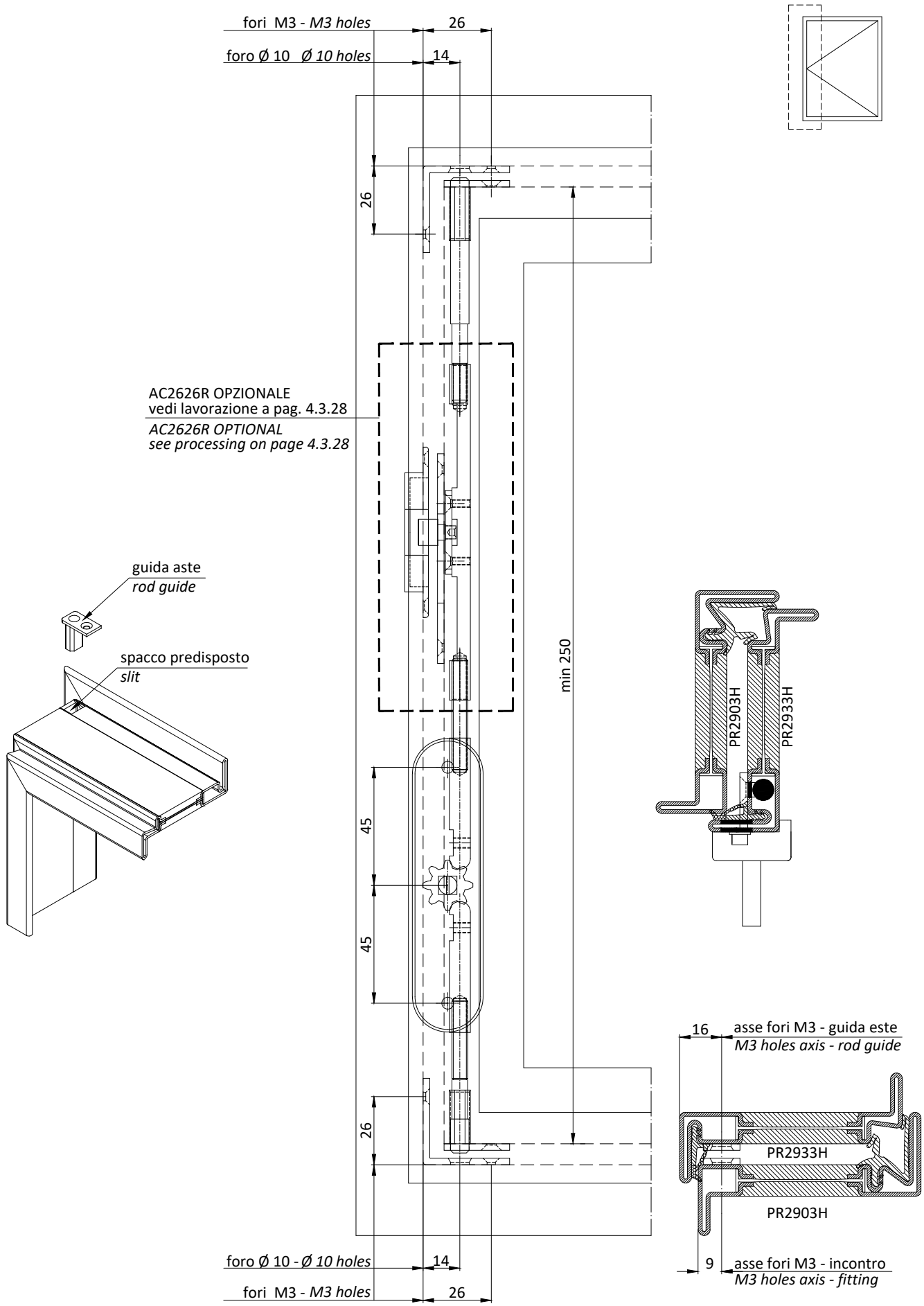
fori M3 - *M3 holes*
26
foro Ø 10 *Ø 10 holes*
14
26
AC2626R OPZIONALE
vedi lavorazione a pag. 4.3.28
AC2626R OPTIONAL
see processing on page 4.3.28
guida aste
rod guide
spacco predisposto
slit
min 250
PR2903H
PR2933H
45
45
26
16
asse fori M3 - guida este
M3 holes axis - rod guide
PR2933H
PR2903H
9
asse fori M3 - incontro
M3 holes axis - fitting
foro Ø 10 - *Ø 10 holes*
14
fori M3 - *M3 holes*
26

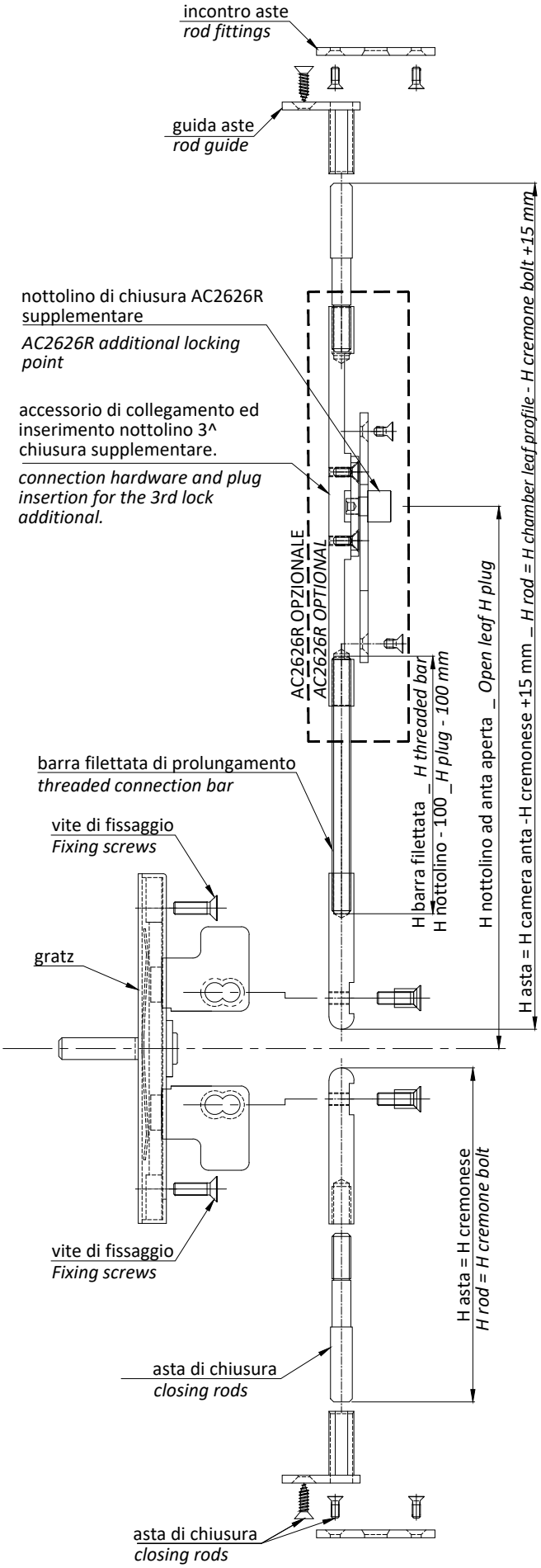

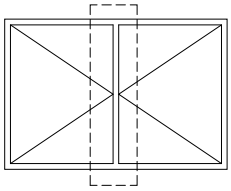

1) Avvitare le aste di chiusura agli accessori di collegamento.

2) Inserire le aste negli spacchi predisposti agli angoli dell'anta.

3) Inserire e fissare il GRATZ all'anta.

4) Fissare le aste di chiusura al GRATZ con viti M4 in dotazione.

5) Inserire gli accessori guida aste negli spacchi predisposti e fissati all'anta.

6) Fissare gli incontri al telaio.

1) Screw the closing rods to the connection fittings.

2) Insert the rods into the slits on the leaf corners.

3) Insert the "GRATZ" mechanism into the leaf and secure.

4) Secure the closing rods to the "GRATZ" mechanism using the M4 screws.

5) Insert the rod guides into the slits and fix them to the leaf.

6) Secure the fittings to the frame.

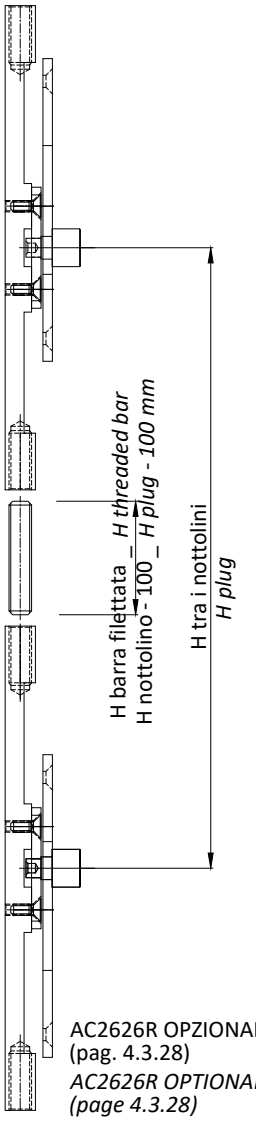

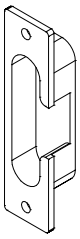

AC2626R incontro 3^ chiusura OPZIONALE
AC2626R 3rd lock strike plate OPTIONAL

N.B. prevedere un punto di chiusura ogni 1000 mm max.

Attn. Consider one locking point every 1000 mm max.

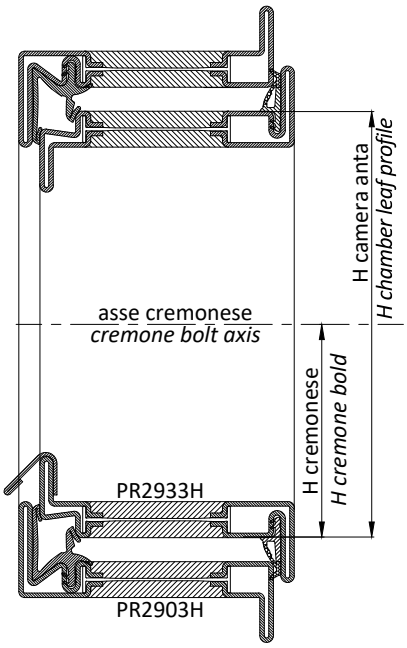

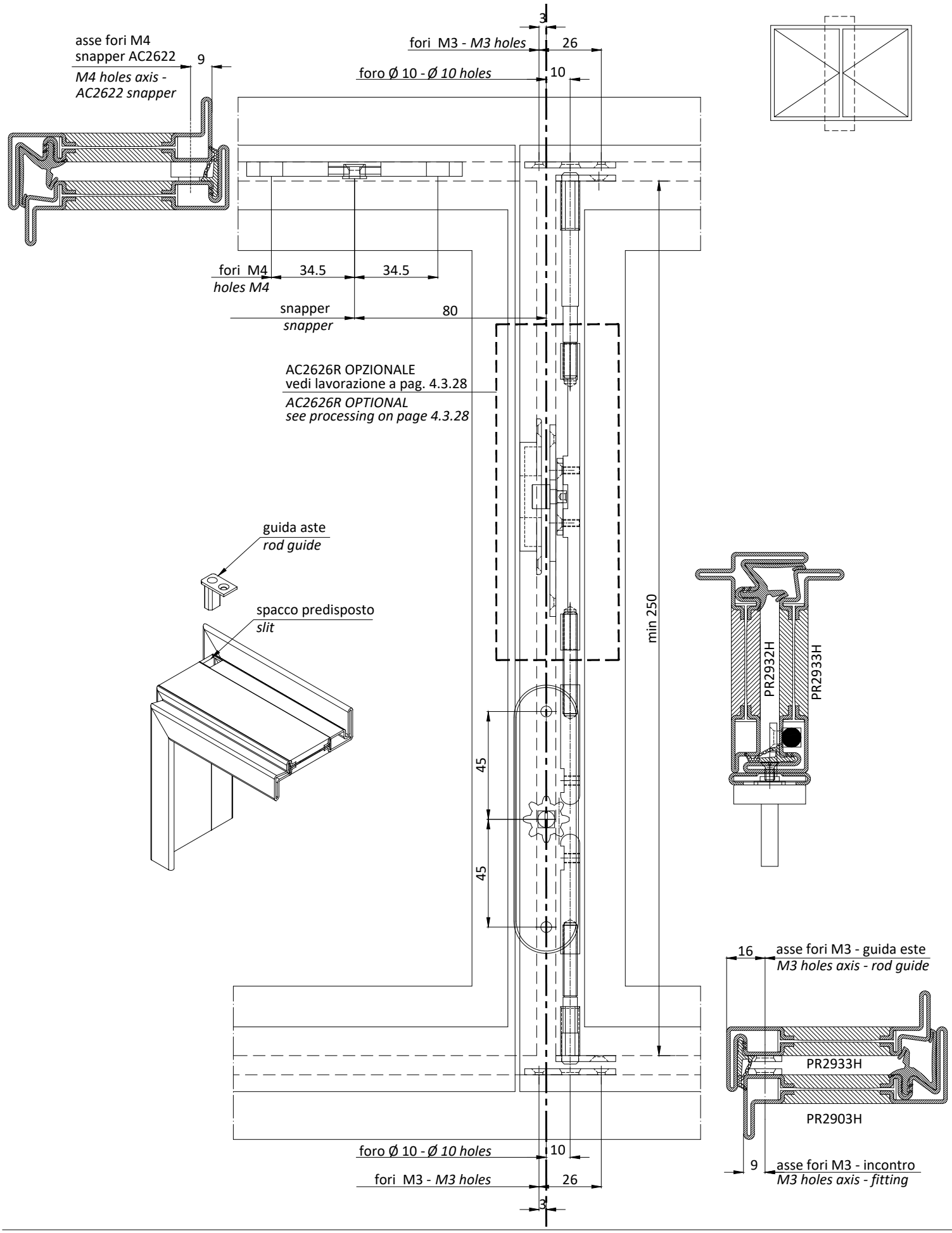
asse fori M4
snapper AC2622
M4 holes axis -
AC2622 snapper
9
fori M3 - M3 holes
3
26
foro Ø 10 - Ø 10 holes
10
fori M4
holes M4
34.5
34.5
snapper
snapper
80
AC2626R OPZIONALE
vedi lavorazione a pag. 4.3.28
AC2626R OPTIONAL
see processing on page 4.3.28
guida aste
rod guide
spacco predisposto
slit
min 250
45
45
PR2932H
PR2933H
16
asse fori M3 - guida este
M3 holes axis - rod guide
PR2933H
PR2903H
9
asse fori M3 - incontro
M3 holes axis - fitting
foro Ø 10 - Ø 10 holes
10
fori M3 - M3 holes
26
3

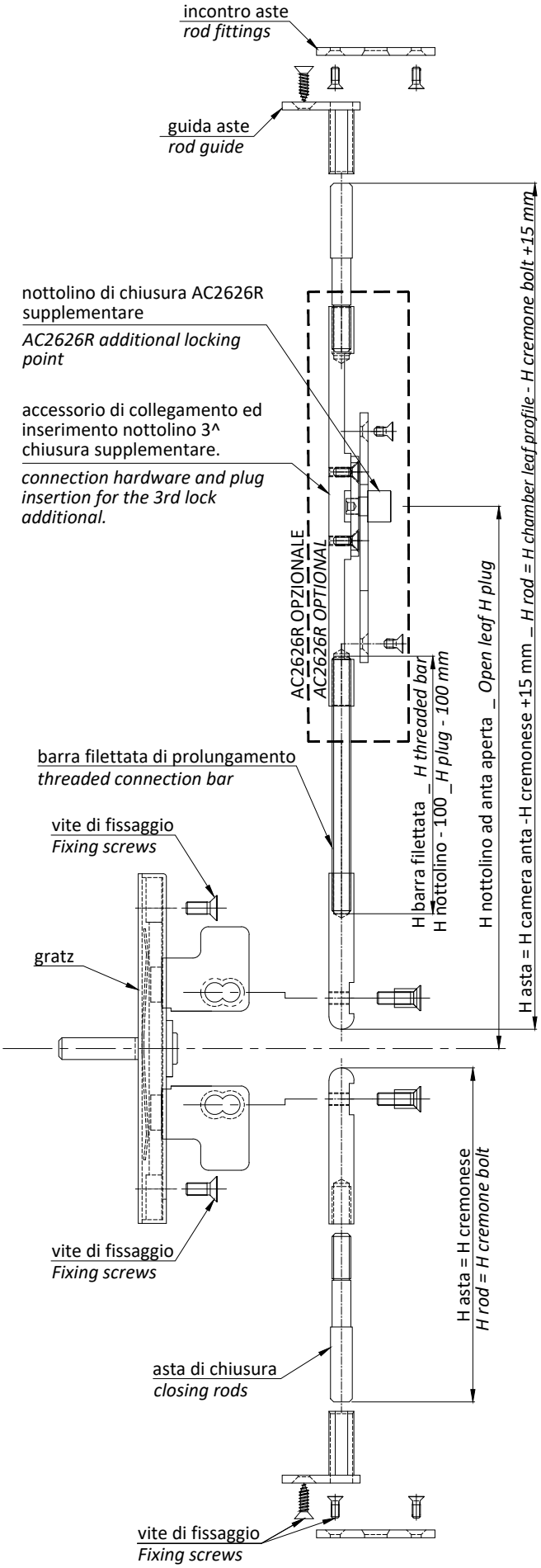

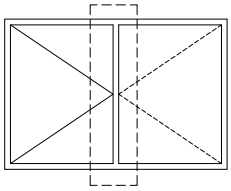

1) Avvitare le aste di chiusura agli accessori di collegamento.

2) Inserire le aste negli spacchi predisposti agli angoli dell'anta.

3) Inserire e fissare il GRATZ all'anta.

4) Fissare le aste di chiusura al GRATZ con viti M4 in dotazione.

5) Inserire gli accessori guida aste negli spacchi predisposti e fissati all'anta.

6) Fissare gli incontri al telaio.

1) Screw the closing rods to the connection fittings.

2) Insert the rods into the slits on the leaf corners.

3) Insert the "GRATZ" mechanism into the leaf and secure.

4) Secure the closing rods to the "GRATZ" mechanism using the M4 screws.

5) Insert the rod guides into the slits and fix them to the leaf.

6) Secure the fittings to the frame.

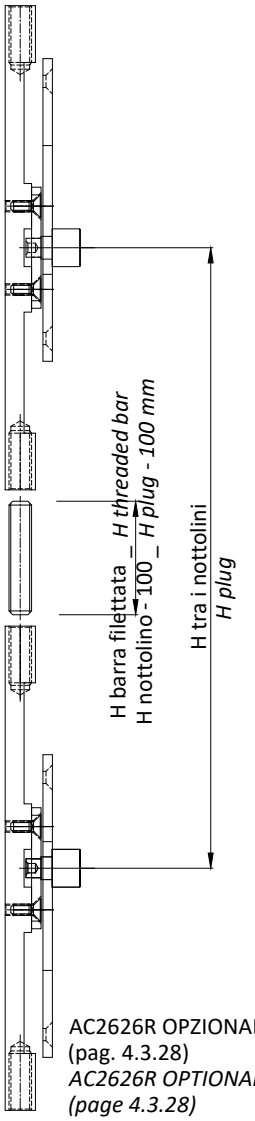

AC2626R OPZIONALE
(pag. 4.3.28)
AC2626R OPTIONAL
(page 4.3.28)

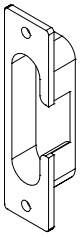

AC2626R incontro 3^ chiusura
OPZIONALE
AC2626R 3rd lock strike plate
OPTIONAL

N.B. prevedere un punto di chiusura ogni 1000 mm max.

Attn. Consider one locking point every 1000 mm max.

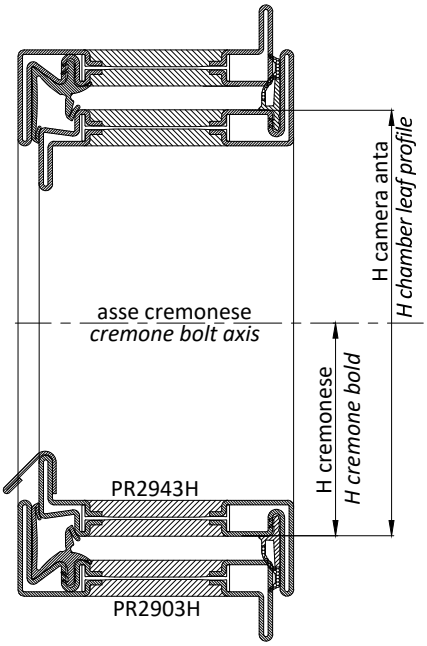

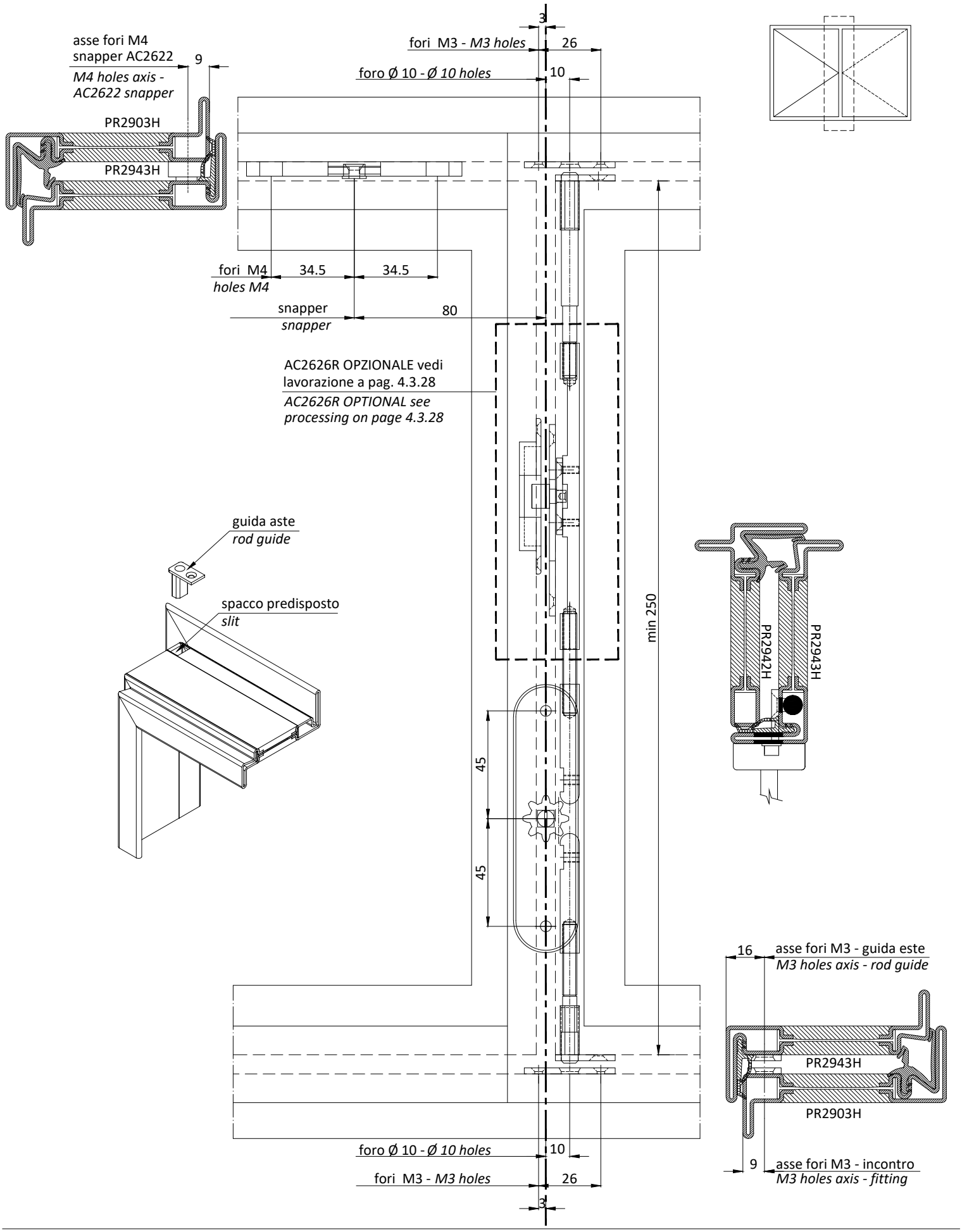
asse fori M4
snapper AC2622
M4 holes axis -
AC2622 snapper
9
PR2903H
PR2943H
fori M3 - M3 holes
26
3
foro Ø 10 - Ø 10 holes
10
fori M4
holes M4
34.5
34.5
snapper
snapper
80
AC2626R OPZIONALE vedi
lavorazione a pag. 4.3.28
AC2626R OPTIONAL see
processing on page 4.3.28
guida aste
rod guide
spacco predisposto
slit
min 250
45
45
PR2942H
PR2943H
16
asse fori M3 - guida este
M3 holes axis - rod guide
PR2943H
PR2903H
9
asse fori M3 - incontro
M3 holes axis - fitting
foro Ø 10 - Ø 10 holes
10
fori M3 - M3 holes
26
3

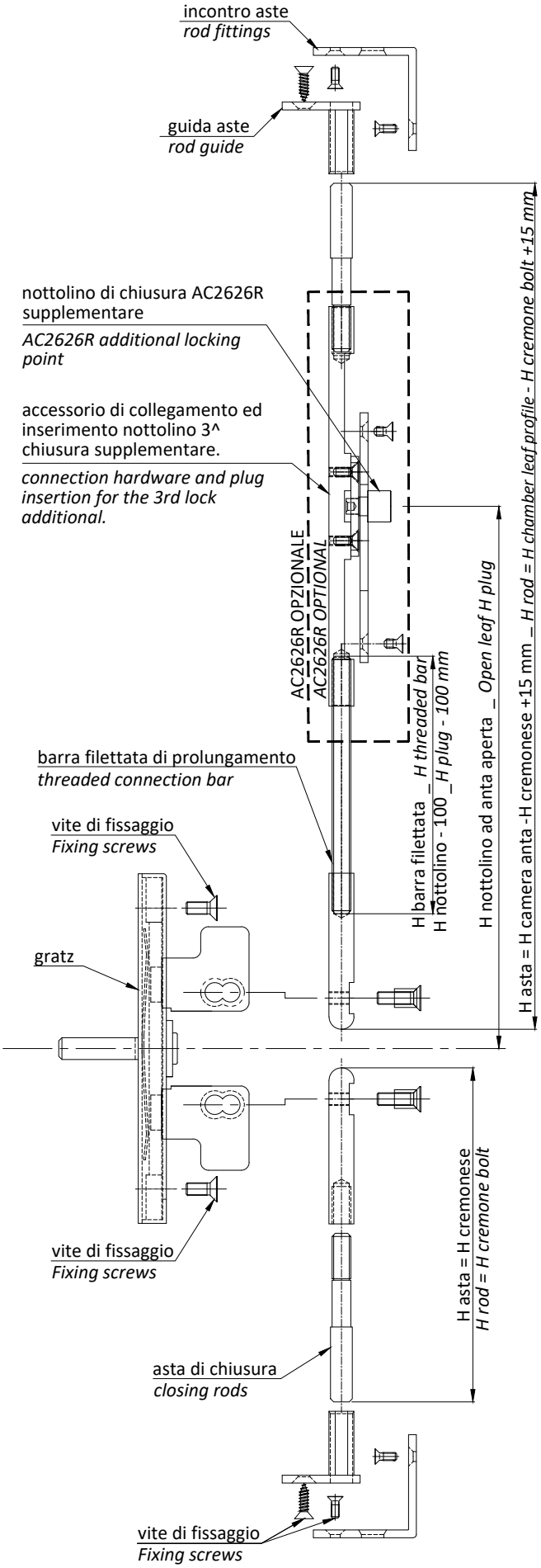

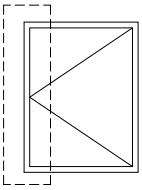

1) Avvitare le aste di chiusura agli accessori di collegamento.

2) Inserire le aste negli spacchi predisposti agli angoli dell'anta.

3) Inserire e fissare il GRATZ all'anta.

4) Fissare le aste di chiusura al GRATZ con viti M4 in dotazione.

5) Inserire gli accessori guida aste negli spacchi predisposti e fissati all'anta.

6) Fissare gli incontri al telaio.

1) Screw the closing rods to the connection fittings.

2) Insert the rods into the slits on the leaf corners.

3) Insert the "GRATZ" mechanism into the leaf and secure.

4) Secure the closing rods to the "GRATZ" mechanism using the M4 screws.

5) Insert the rod guides into the slits and fix them to the leaf.

6) Secure the fittings to the frame.

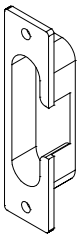

AC2626R incontro 3^ chiusura OPZIONALE
AC2626R 3rd lock strike plate OPTIONAL

N.B. prevedere un punto di chiusura ogni 1000 mm max.

Attn. Consider one locking point every 1000 mm max.

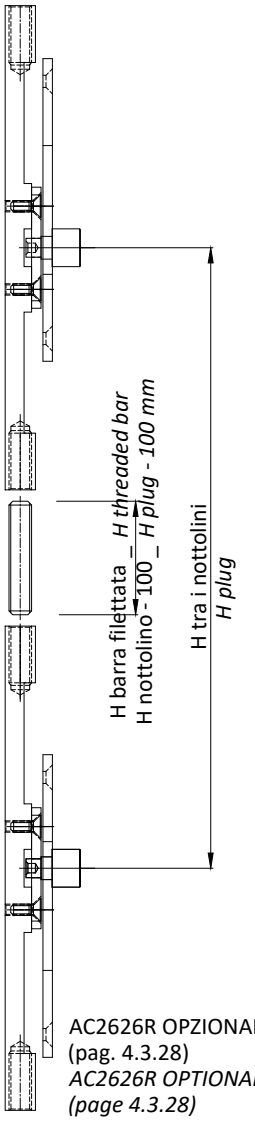

AC2626R OPZIONALE
(pag. 4.3.28)
AC2626R OPTIONAL
(page 4.3.28)

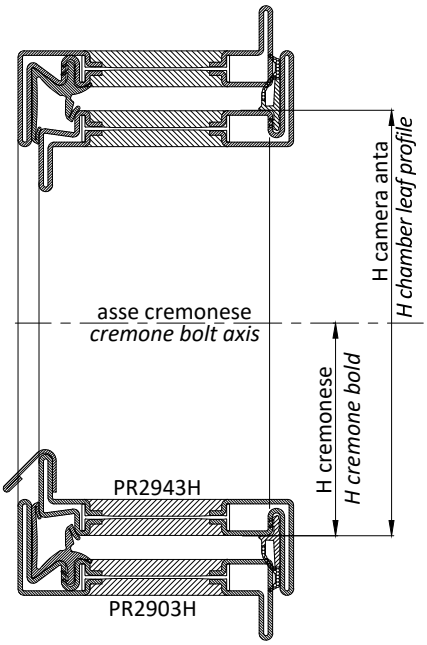

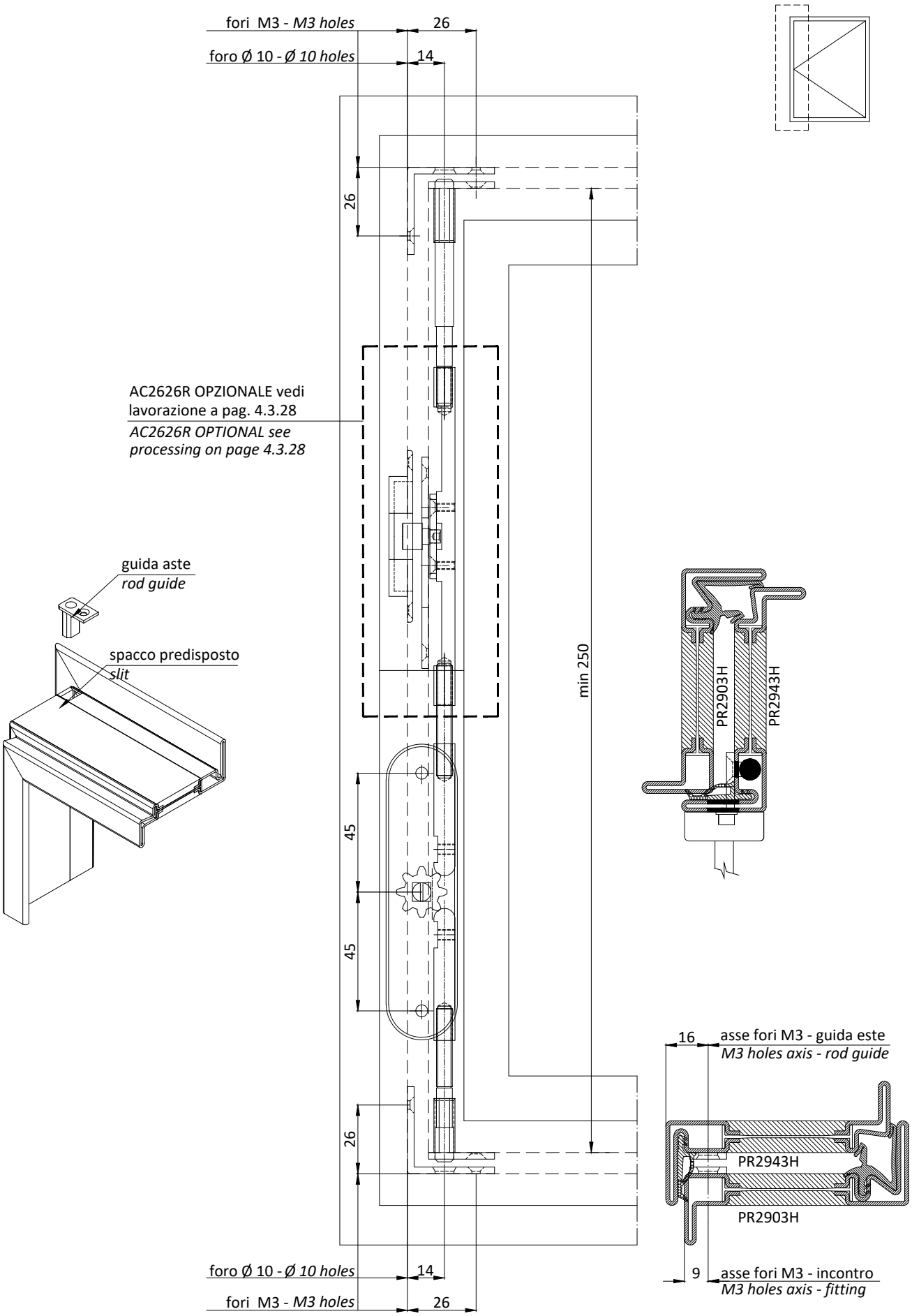
fori M3 - *M3 holes*
26
foro Ø 10 - *Ø 10 holes*
14
26
AC2626R OPZIONALE vedi lavorazione a pag. 4.3.28
AC2626R OPTIONAL see processing on page 4.3.28
guida aste
rod guide
spacco predisposto
slit
min 250
PR2903H
PR2943H
45
45
26
16
asse fori M3 - guida este
M3 holes axis - rod guide
PR2943H
PR2903H
9
asse fori M3 - incontro
M3 holes axis - fitting
foro Ø 10 - *Ø 10 holes*
14
fori M3 - *M3 holes*
26

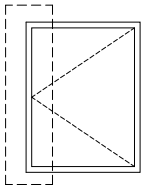

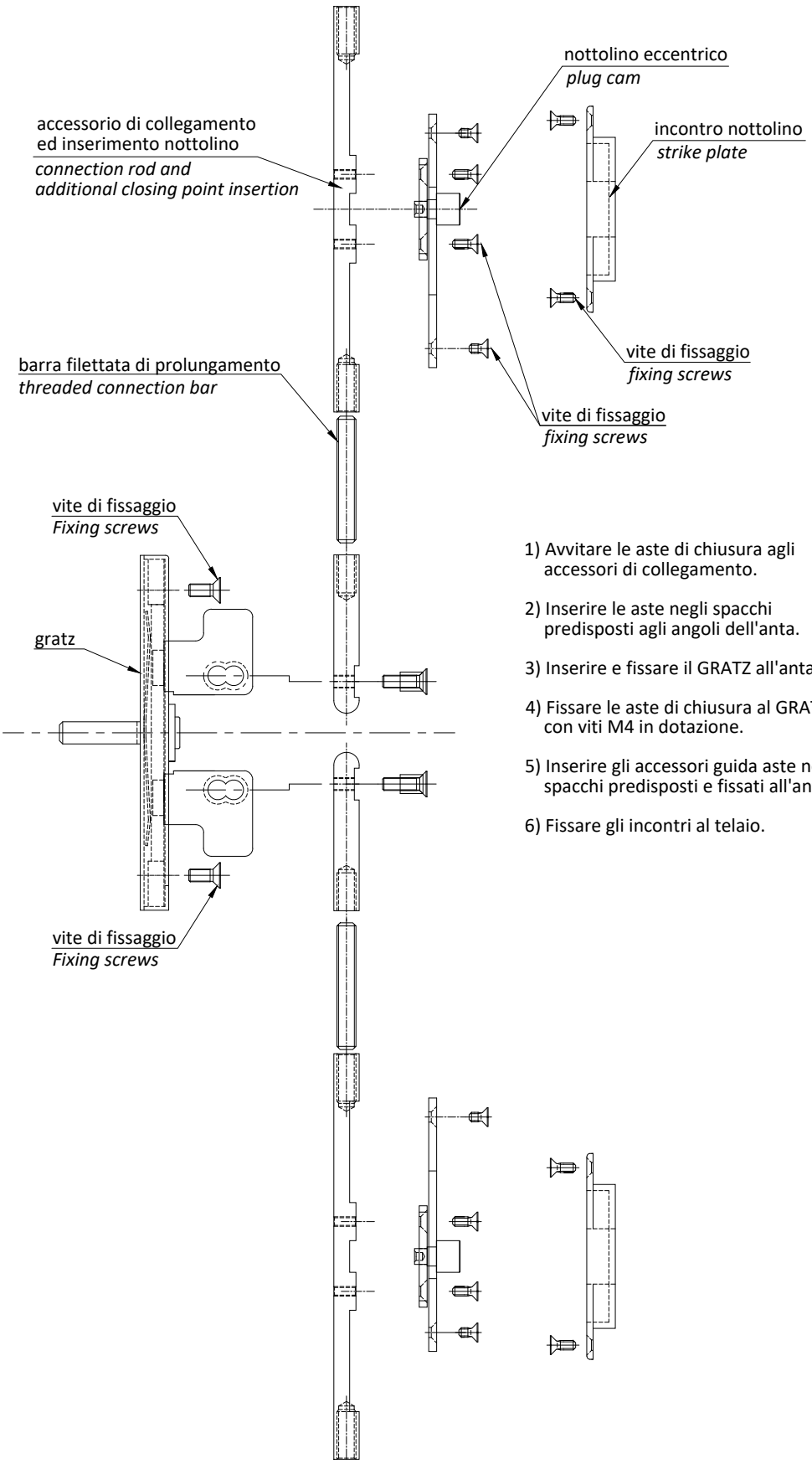

1) Avvitare le aste di chiusura agli accessori di collegamento.

2) Inserire le aste negli spacchi predisposti agli angoli dell'anta.

3) Inserire e fissare il GRATZ all'anta.

4) Fissare le aste di chiusura al GRATZ con viti M4 in dotazione.

5) Inserire gli accessori guida aste negli spacchi predisposti e fissati all'anta.

6) Fissare gli incontri al telaio.

1) Screw the closing rods to the connection fittings.

2) Insert the rods into the slits on the leaf corners.

3) Insert the "GRATZ" mechanism into the leaf and secure.

4) Secure the closing rods to the "GRATZ" mechanism using the M4 screws.

5) Insert the rod guides into the slits and fix them to the leaf.

6) Secure the fittings to the frame.

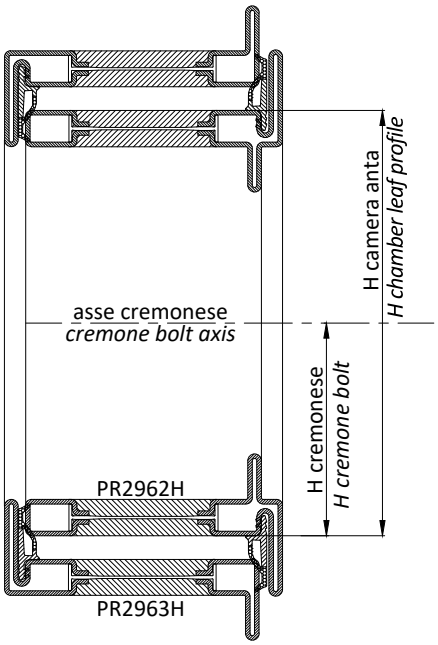

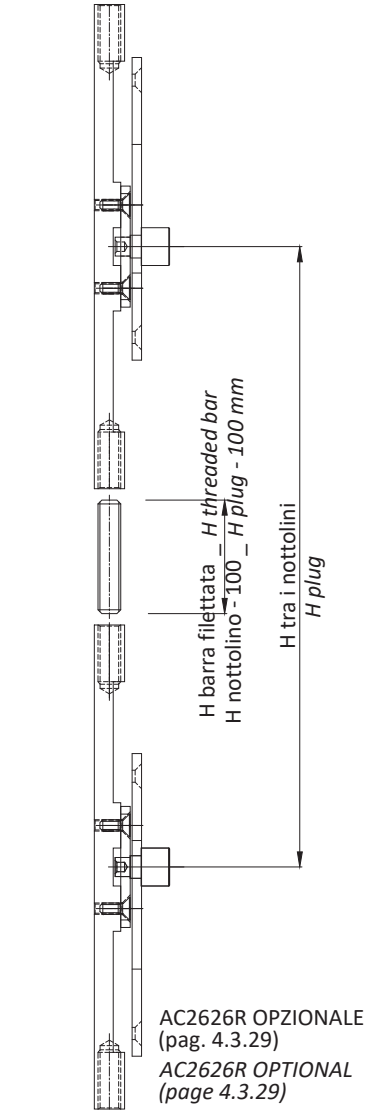

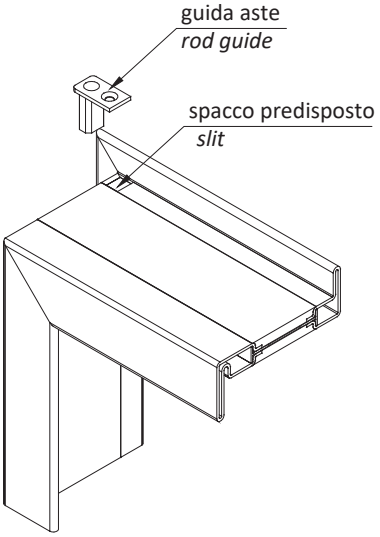

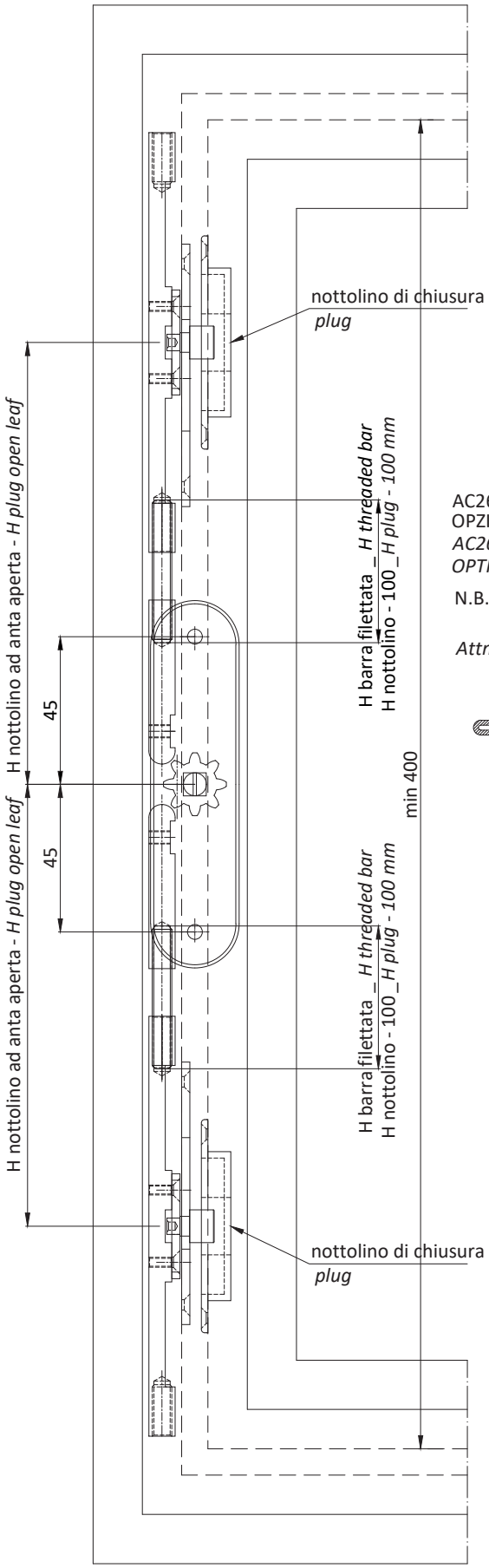

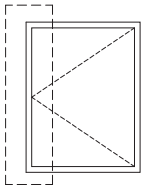

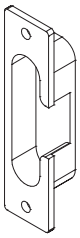

AC2626R incontro 3^ chiusura
OPZIONALE
AC2626R 3rd lock strike plate
OPTIONAL

N.B. prevedere un punto di chiusura ogni 1000 mm max.

Attn. Consider one locking point every 1000 mm max

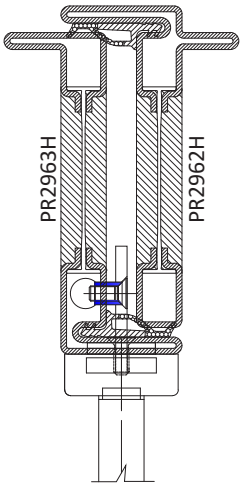

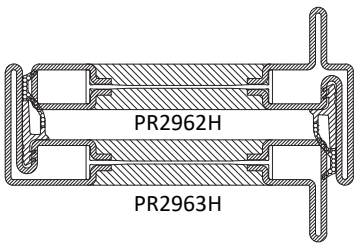

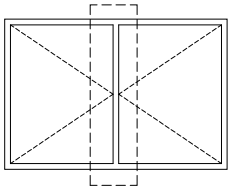

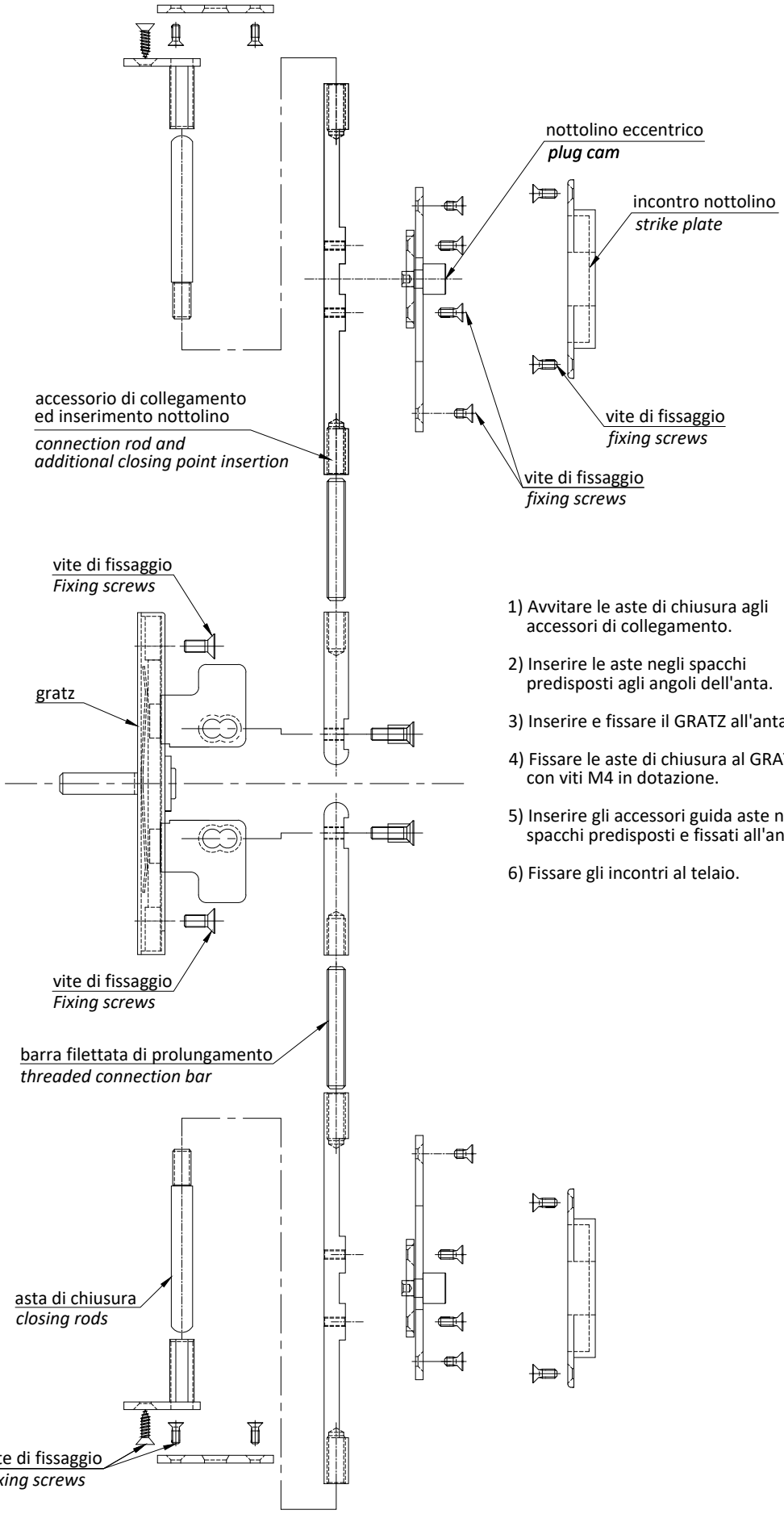

1) Avvitare le aste di chiusura agli accessori di collegamento.

2) Inserire le aste negli spacchi predisposti agli angoli dell'anta.

3) Inserire e fissare il GRATZ all'anta.

4) Fissare le aste di chiusura al GRATZ con viti M4 in dotazione.

5) Inserire gli accessori guida aste negli spacchi predisposti e fissati all'anta.

6) Fissare gli incontri al telaio.

1) Screw the closing rods to the connection fittings.

2) Insert the rods into the slits on the leaf corners.

3) Insert the "GRATZ" mechanism into the leaf and secure.

4) Secure the closing rods to the "GRATZ" mechanism using the M4 screws.

5) Insert the rod guides into the slits and fix them to the leaf.

6) Secure the fittings to the frame.

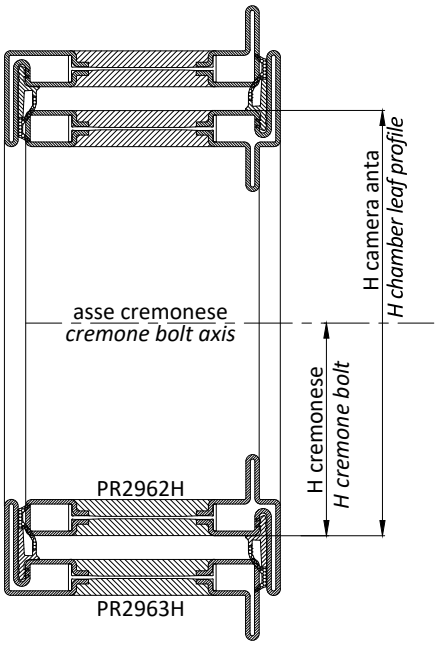

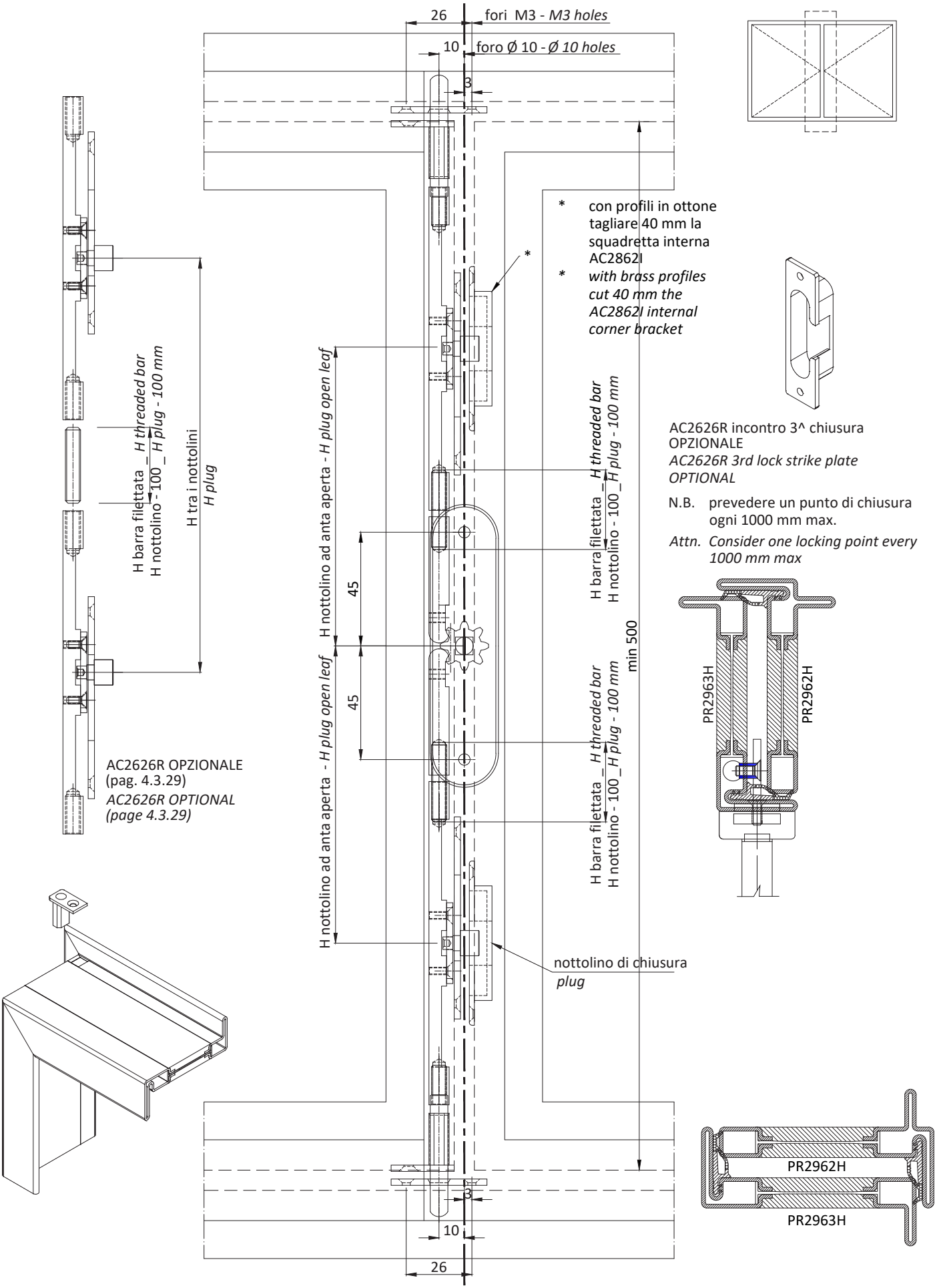
26
fori M3 - *M3 holes*
10
foro Ø 10 - *Ø 10 holes*
3
* con profili in ottone tagliare 40 mm la squadretta interna AC2862I
* *with brass profiles cut 40 mm the AC2862I internal corner bracket*
AC2626R incontro 3^ chiusura OPZIONALE
AC2626R 3rd lock strike plate OPTIONAL
N.B. prevedere un punto di chiusura ogni 1000 mm max.
Attn. Consider one locking point every 1000 mm max
H barra filettata _ *H threaded bar*
H nottolino - 100 _ *H plug - 100 mm*
H tra i nottolini
H plug
H nottolino ad anta aperta - *H plug open leaf*
45
45
min 500
PR2963H
PR2962H
AC2626R OPZIONALE
(pag. 4.3.29)
AC2626R OPTIONAL
(page 4.3.29)
nottolino di chiusura
plug
PR2962H
PR2963H
3
10
26

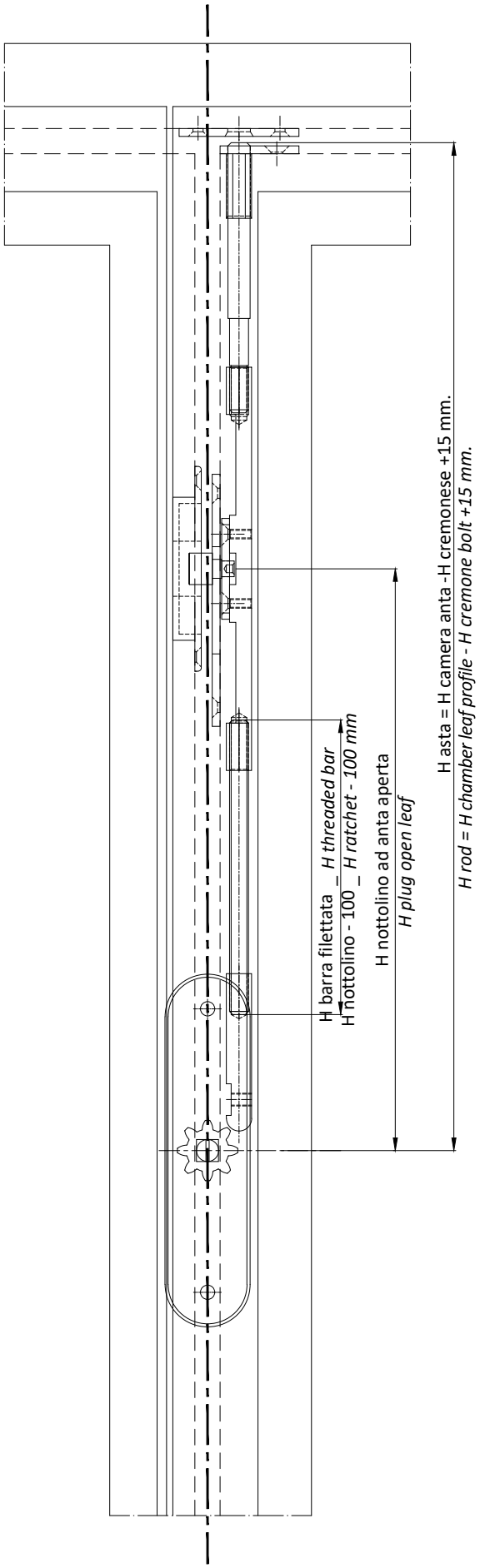

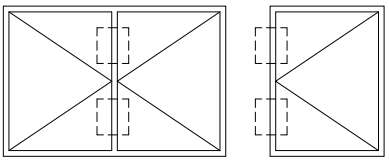

1) Rullino eccentrico
2) Piastra di fissaggio
3) Piastra di collegamento
4) Accessorio aggancio aste
5) Incontro 3^ chiusura
6) viti M3 x 6
7) viti M3 x 8

1) Barrel cam
2) Installation plate
3) Connecting plate
4) Rod docking accessory
5) 3rd lock strike plate
6) screws M3 x 6
7) screws M3 x 8

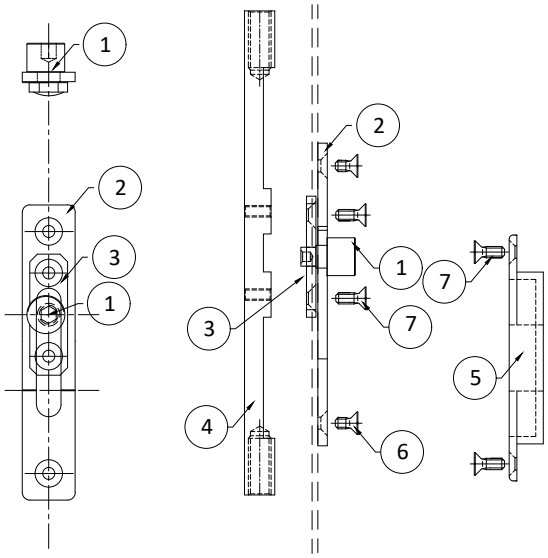

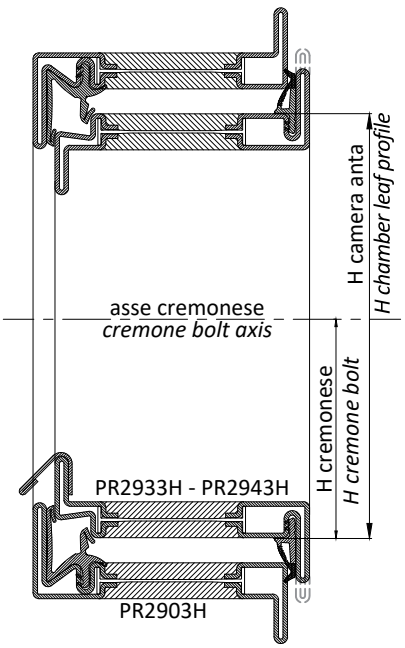

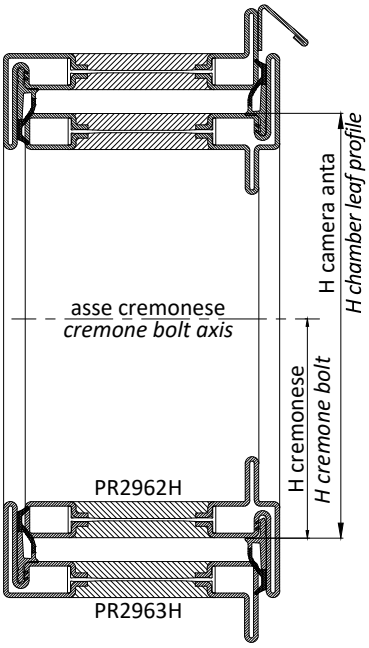

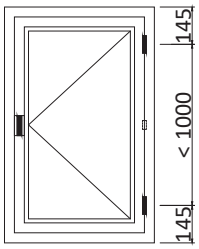

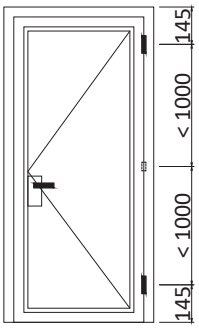

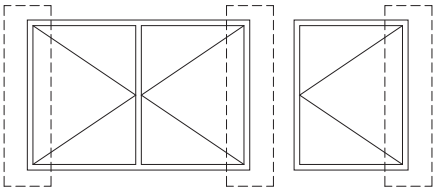

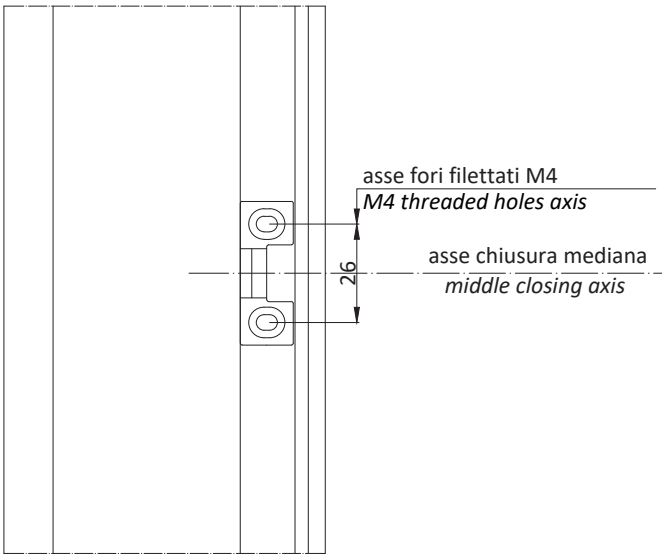

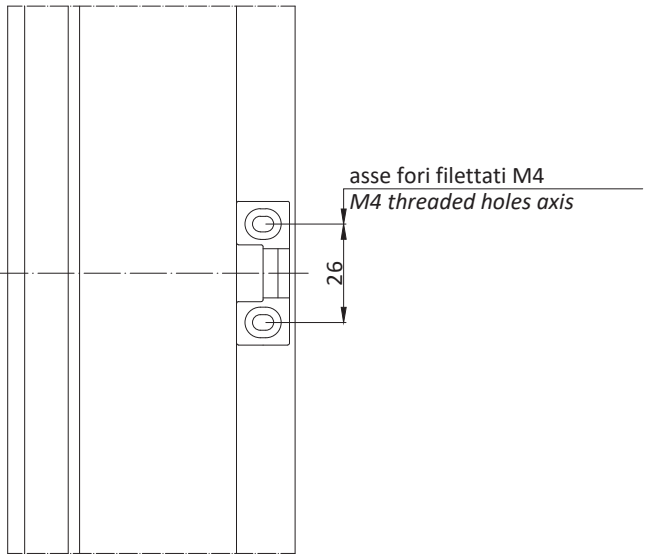

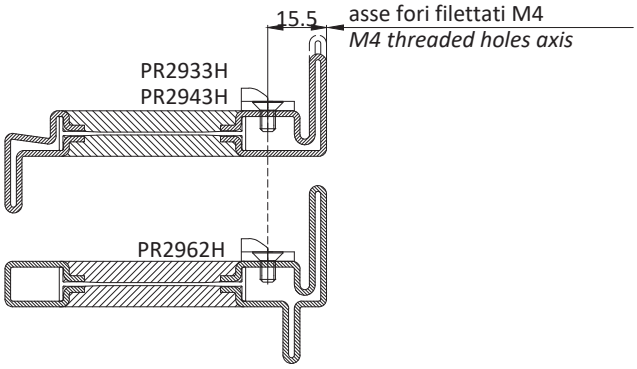

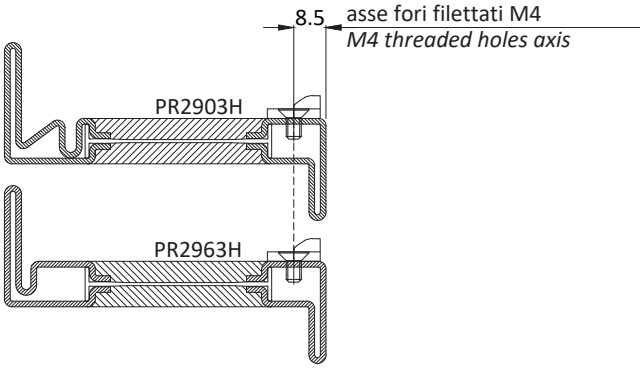

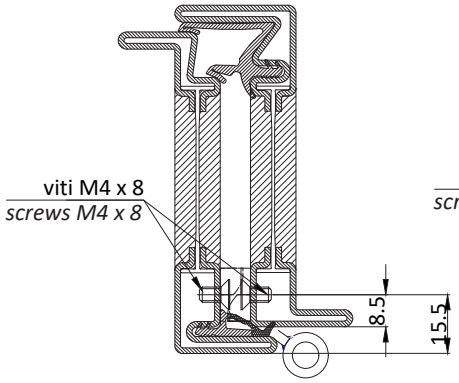

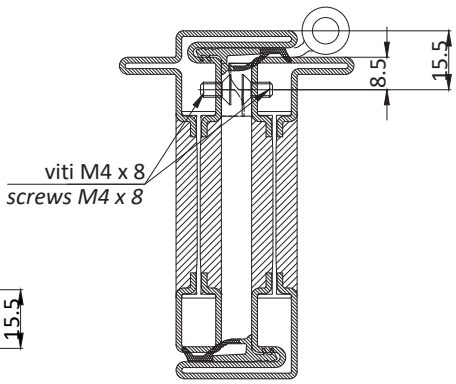

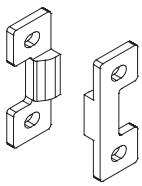

chiusura mediana
Middle closing

peso max. per anta: 50 kg
max. leaf weight: 50 kg

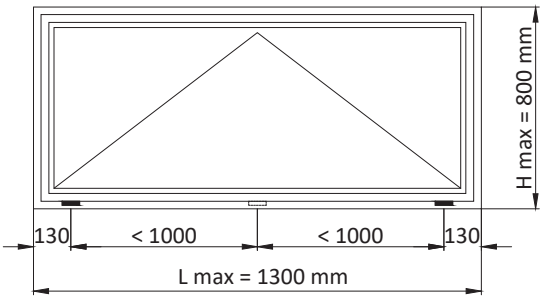

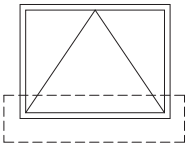

NOTA: Con cerniere AC2628, AC2629
installare braccetti limitatori AC2641

ATTN: With hinges AC2628, AC2629
please install the restrictor stay AC2641

AC2628

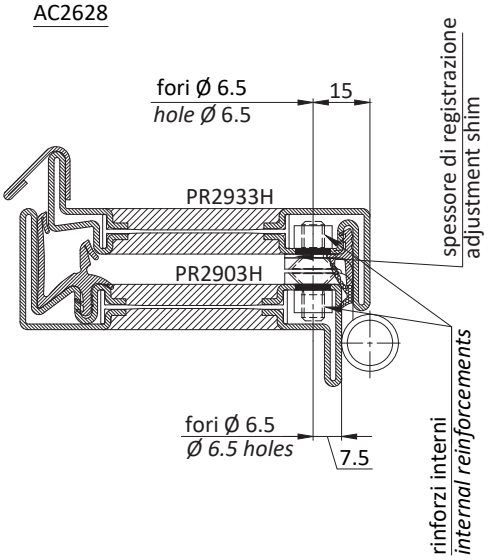

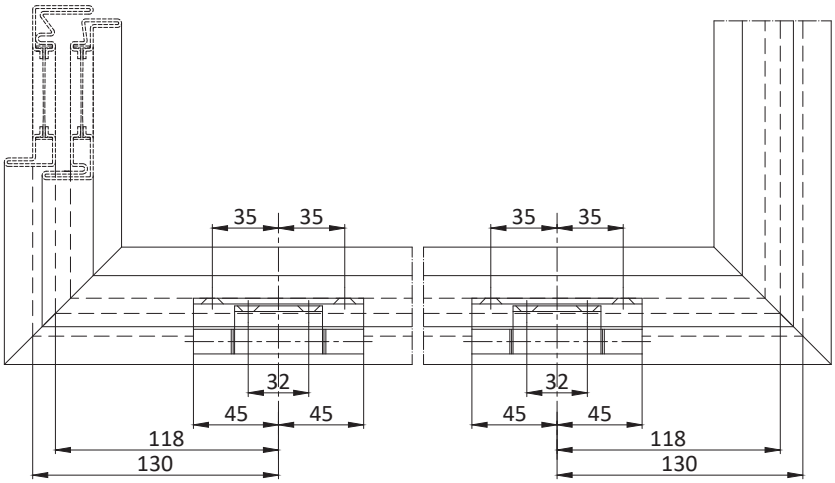

AC2629.xx.D-S

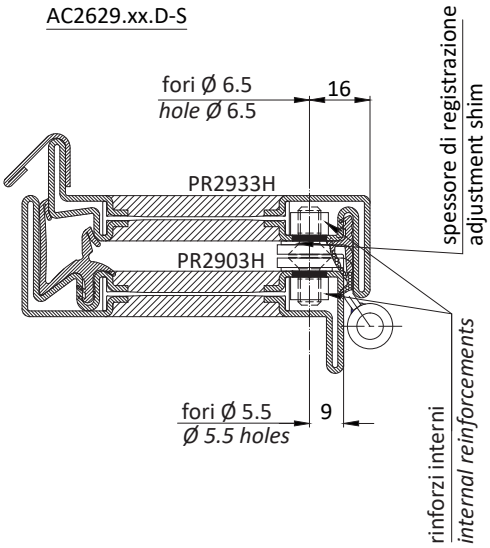

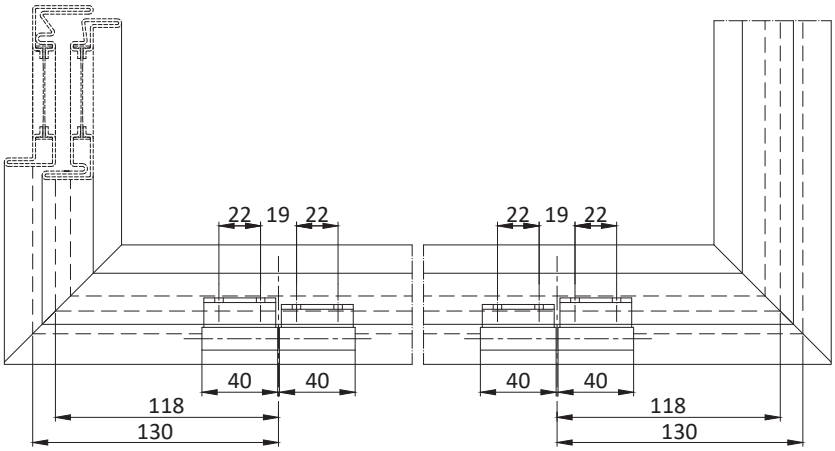

NOTA: Per vasistas installare una cerniera destra
AC2629.xx.D e una cerniera sinistra AC2629.xx.S

ATTN : For top hung windows please install one right
hinge AC2629.xx.D and one left hinge AC2629.xx.S

peso max. per anta: 50 kg
max. leaf weight: 50 kg

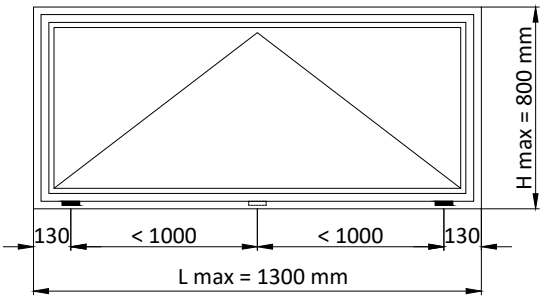

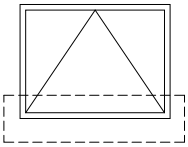

NOTA: Con cerniere AC2648 e AC2649
installare braccetti limitatori AC2641

ATTN: With hinges AC2648 and AC2649
please install the restrictor stay AC2641

AC2648

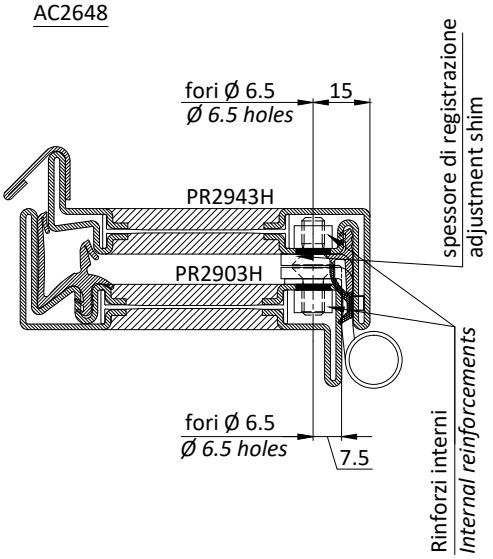

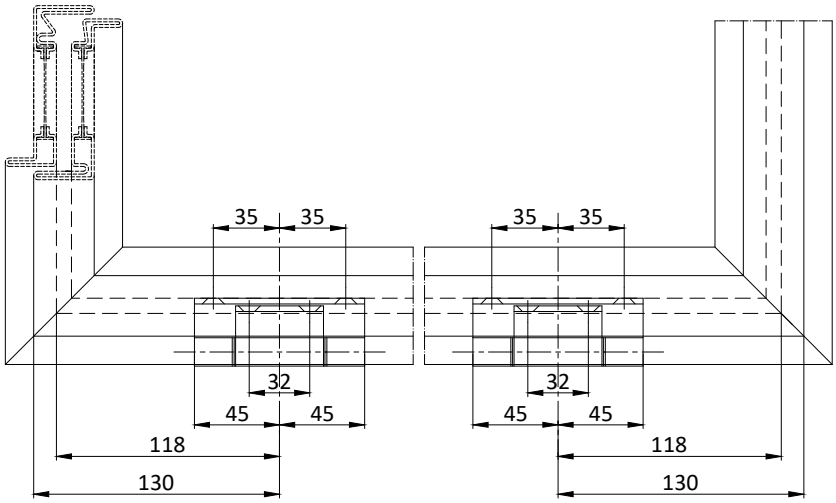

AC2649

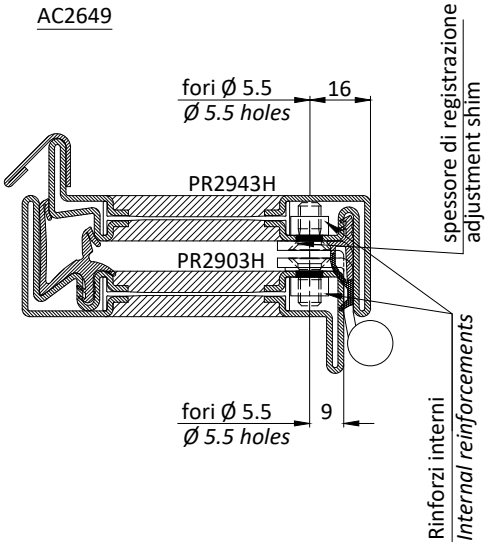

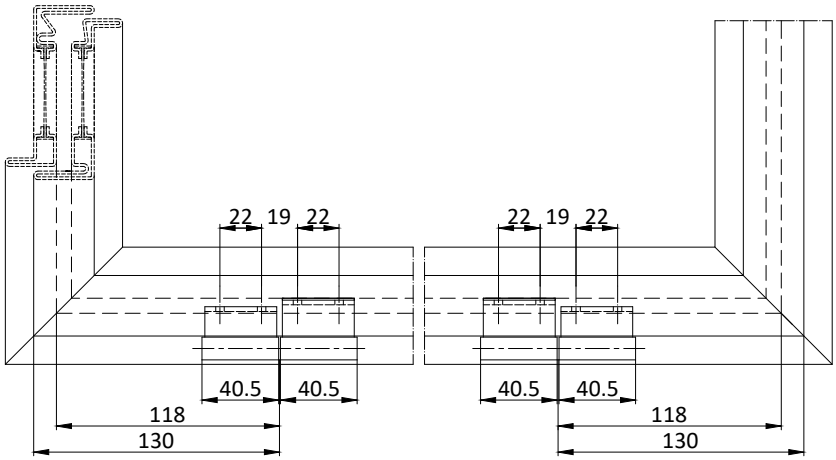

NOTA: Per vasistas installare una cerniera destra
AC2649.ISED e una cerniera sinistra AC2649.IDES

ATTN : For top hung windows please install one right
hinge AC2649.ISED and one left hinge AC2649.IDES

peso max. per anta: 50 kg
max. leaf weight: 50 kg

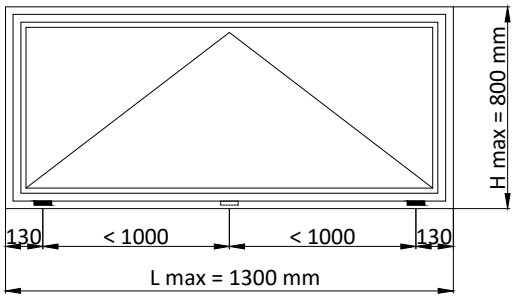

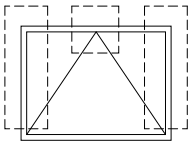

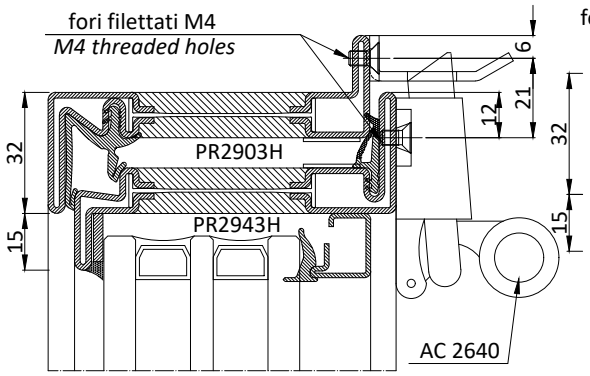

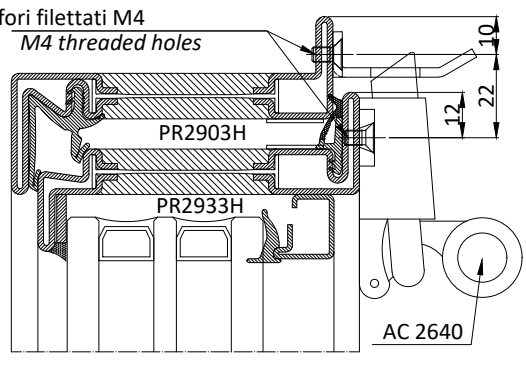

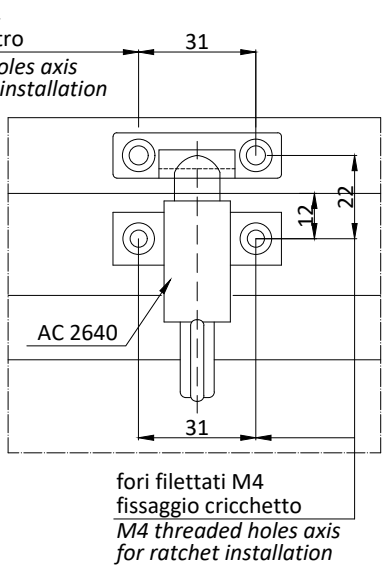

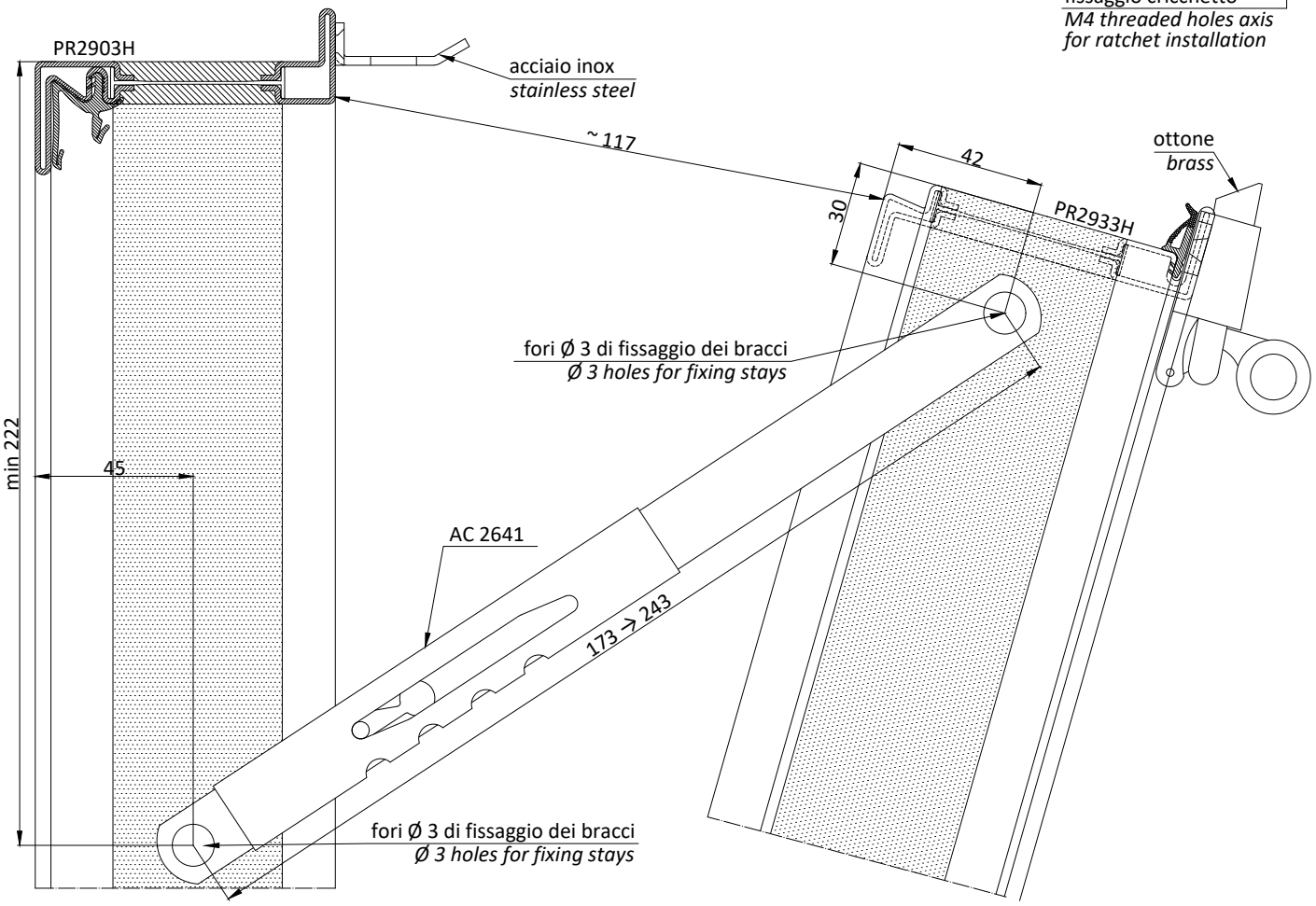

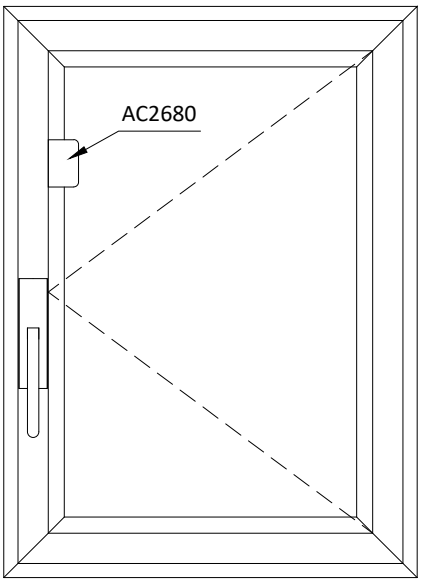

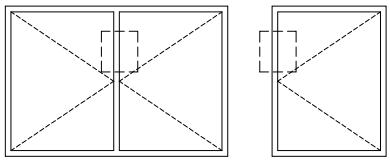

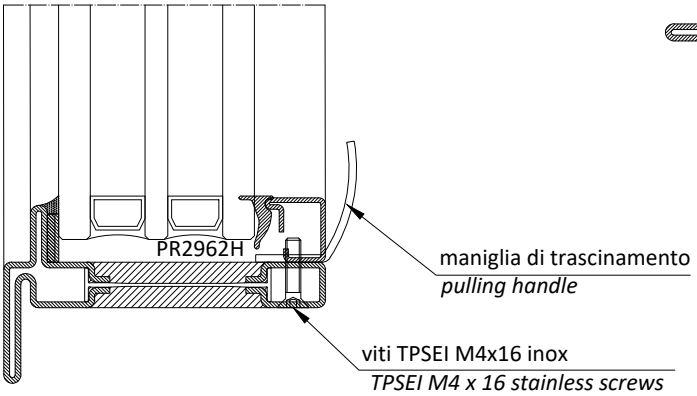

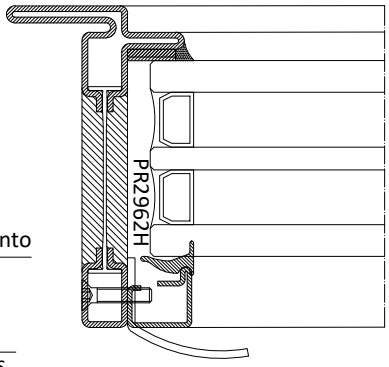

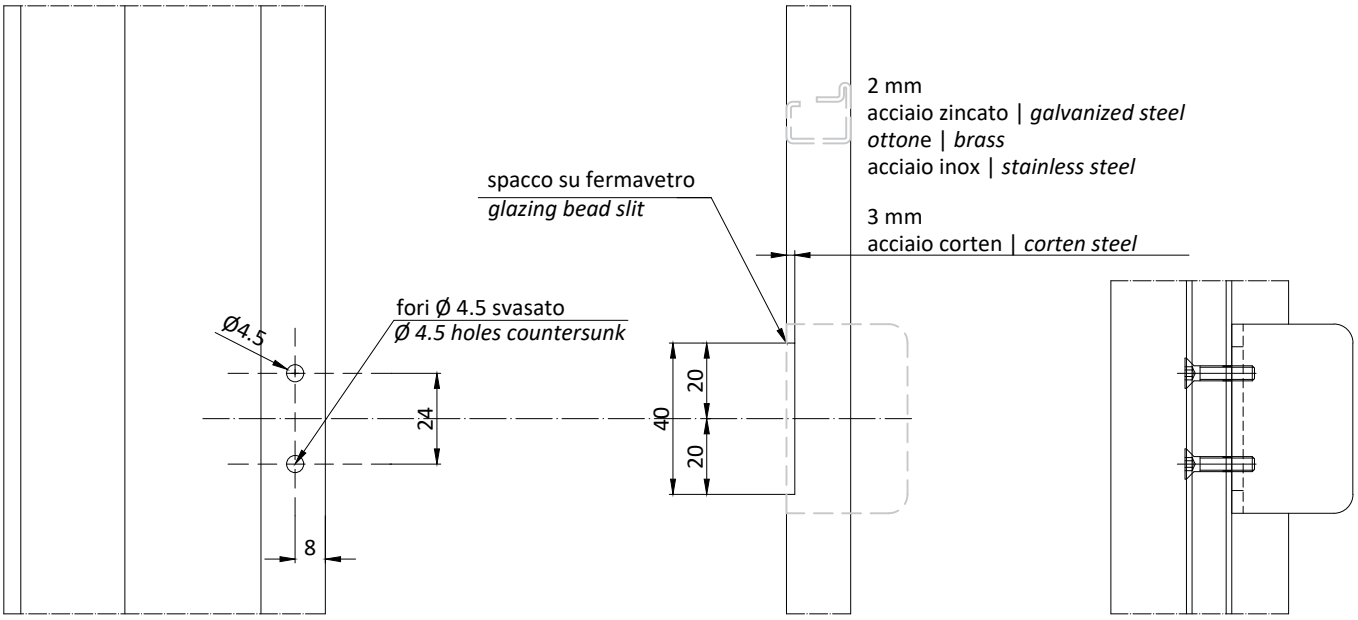

lavorazione su profilo
profile processing

lavorazione su fermavetro
profile processing

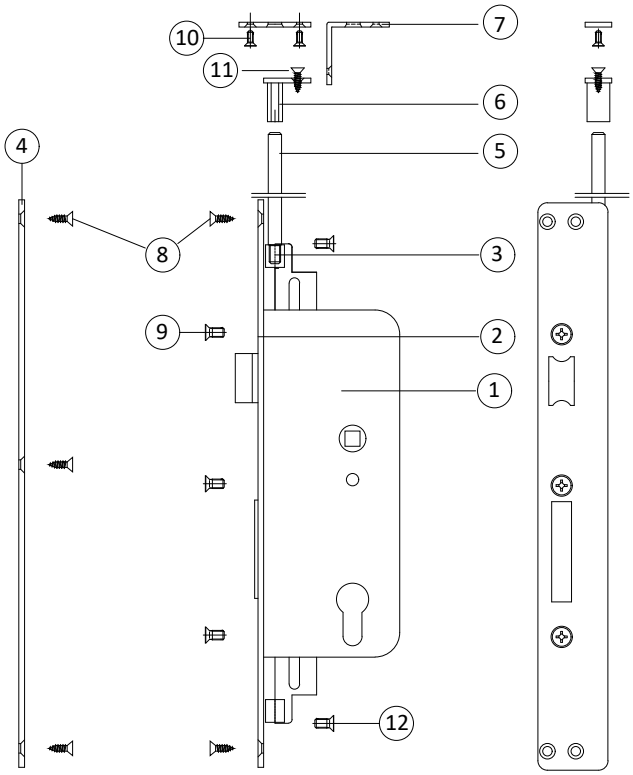

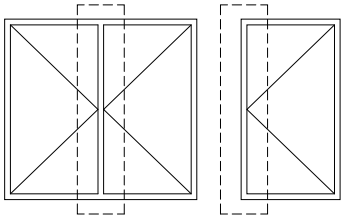

AC2695 OPZIONALE
vedi lavorazione a pag. 4.3.60-61 | 4.5.26

AC2695 OPTIONAL
see processing on page 4.3.60-61 | 4.5.26

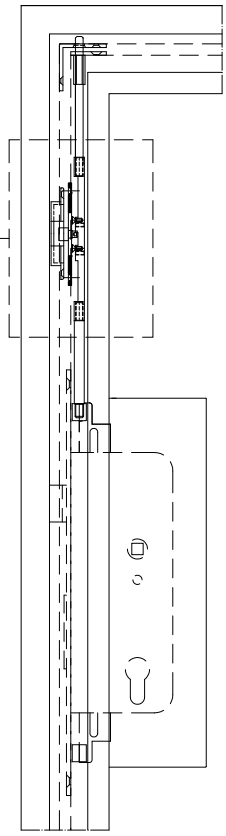

1) Serratura	*1) Lock*
2) Frontalino (Dx o Sx)	*2) Faceplate right/left*
3) Riduttore di collegamento	*3) Connecting adaptor*
4) Incontro per serratura	*4) Strike plate for lock*
5) Aste inox	*5) Stainless rods*
6) Guida aste superiore	*6) Upper rods guide*
7) Incontro aste per porte a due ante	*7) Rod fittings for two-leaf doors*
7 bis) Incontro aste per porte ad un anta	*7 bis) Rod fittings for one-leaf doors*
8) Viti autof. Inox A2 T.PRT.C. 3,9x13	*8) A2 T.PRT.C. 3.9x13 self-drilling stainless screws*
9) Viti Inox T.PRT.C. m5x10	*9) T.PRT.C. m5x10 stainless screws*
10) Viti Inox T.PRE.I. 3x8	*10) T.PRE.I. 3x8 stainless screws*
11) Viti autof. Inox T.PRT.C. 3,5x13	*11) T.PRT.C. 3.9x13 self-drilling stainless screws*
12) Viti Inox T.S.PRE.I. M4x8	*12) T.S.PRE.I. M4x8 stainless screws*

SCHEMA UTILIZZO SERRATURE E TERZE CHIUSURE
CHART FOR THE USE OF LOCKS AND THIRD LOCKS

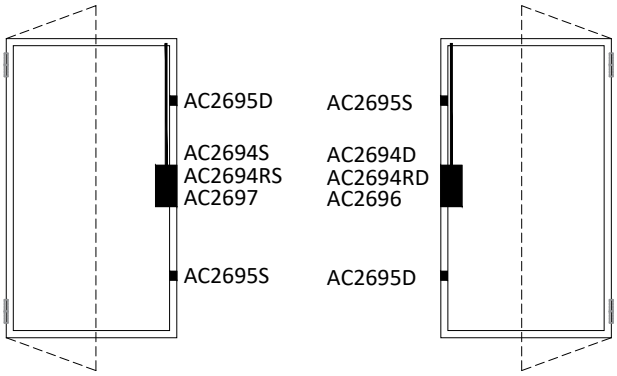

APERTURA INTERNA _ VISTA INTERNA
INWARDS OPENING _ INTERIOR ELEVATION

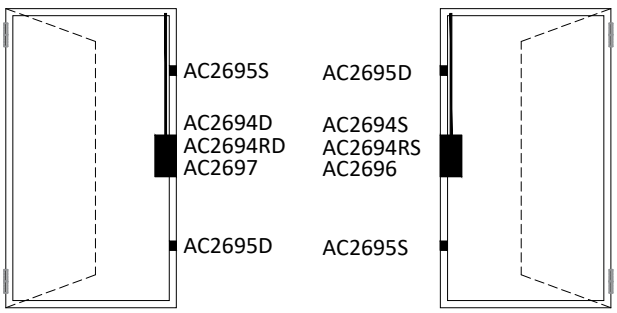

APERTURA ESTERNA _ VISTA INTERNA
OUTWARDS OPENING _ INTERIOR ELEVATION

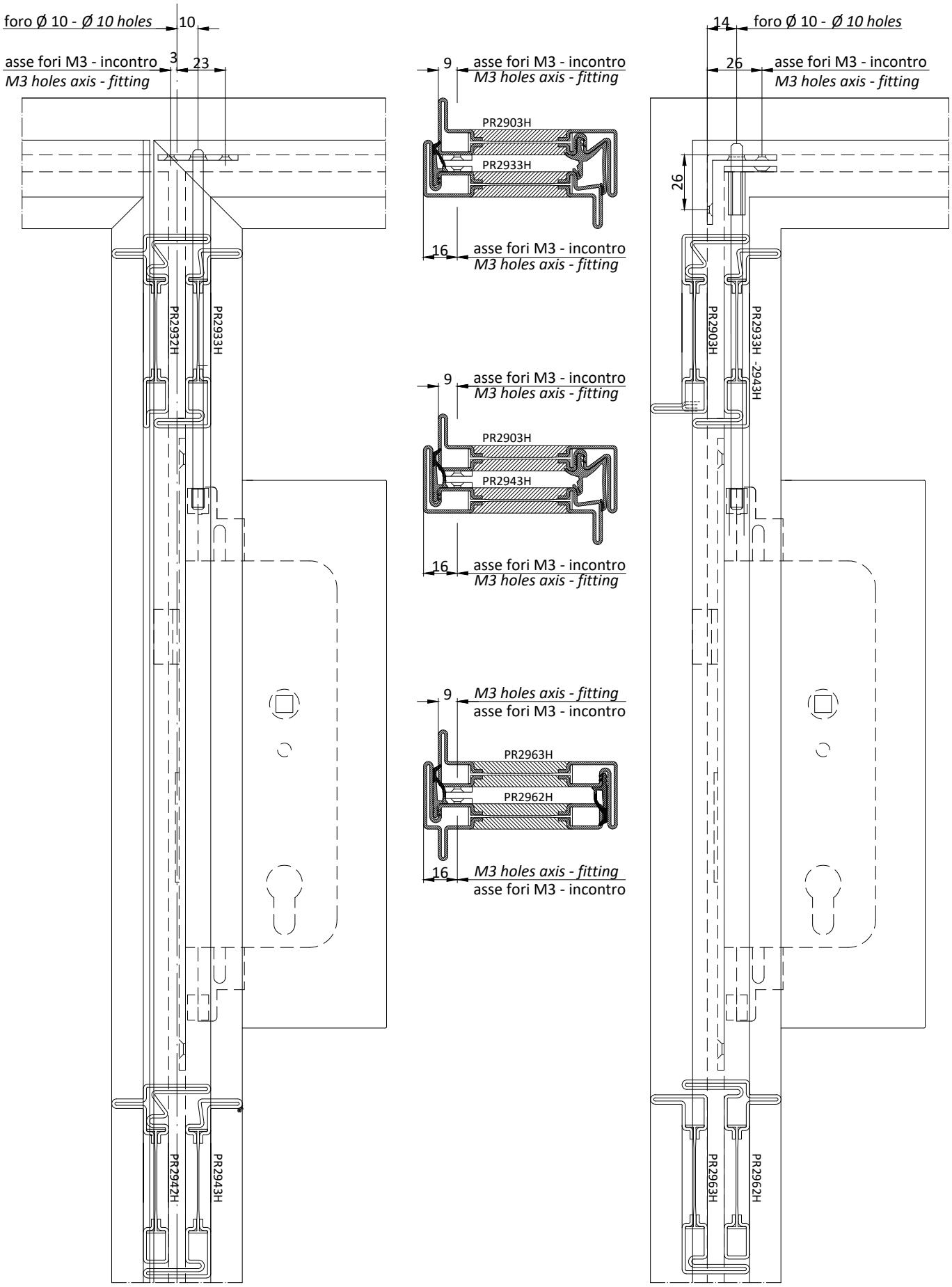
foro Ø 10 - *Ø 10 holes*
10
3
23
asse fori M3 - incontro
M3 holes axis - fitting
PR2932H
PR2933H
PR2942H
PR2943H
9
asse fori M3 - incontro
M3 holes axis - fitting
PR2903H
PR2933H
16
asse fori M3 - incontro
M3 holes axis - fitting
9
asse fori M3 - incontro
M3 holes axis - fitting
PR2903H
PR2943H
16
asse fori M3 - incontro
M3 holes axis - fitting
9
M3 holes axis - fitting
asse fori M3 - incontro
PR2963H
PR2962H
16
M3 holes axis - fitting
asse fori M3 - incontro
14
foro Ø 10 - *Ø 10 holes*
26
asse fori M3 - incontro
M3 holes axis - fitting
26
PR2903H
PR2933H -2943H
PR2963H
PR2962H

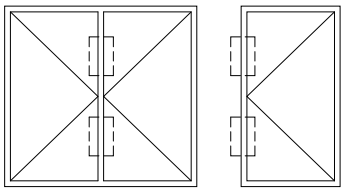

1) Rullino eccentrico
2) Piastra di fissaggio
3) Piastra di collegamento
4) Accessorio aggancio aste
5) Incontro 3^ chiusura
6) viti M3 x 6
7) viti M3 x 8

1) Barrel cam
2) Installation plate
3) Connecting plate
4) Rod docking accessory
5) 3rd lock strike plate
6) screws M3 x 6
7) screws M3 x 8

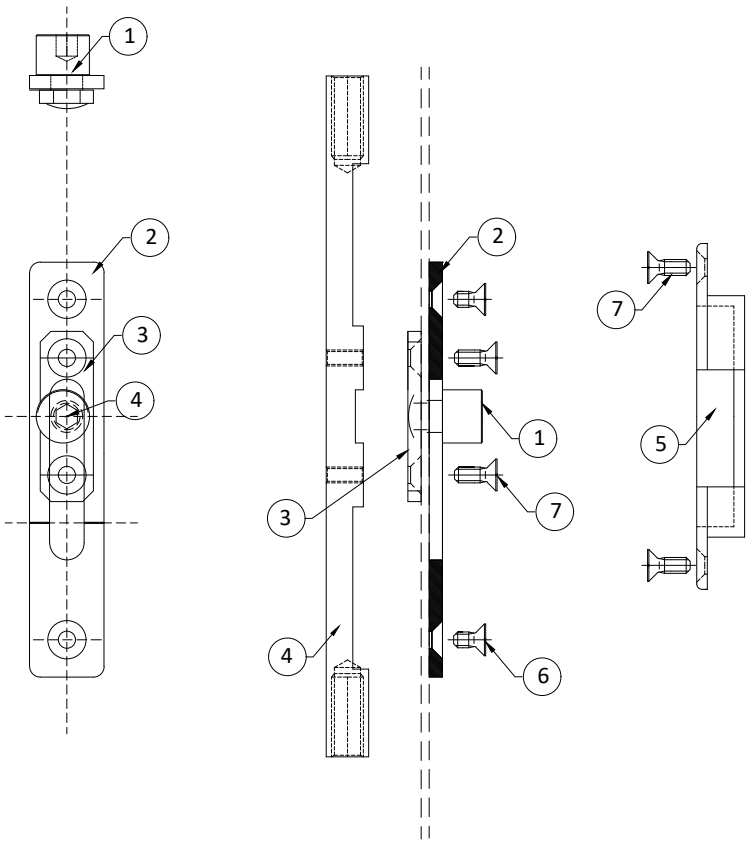

SCHEMA UTILIZZO SERRATURE E TERZE CHIUSURE
CHART FOR THE USE OF LOCKS AND THIRD LOCKS

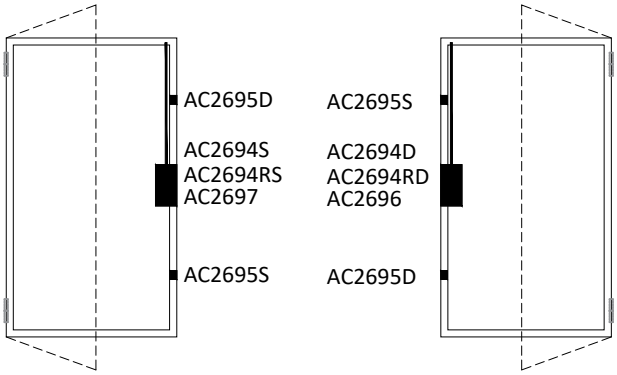

APERTURA INTERNA _ VISTA INTERNA
INWARDS OPENING _ INTERIOR ELEVATION

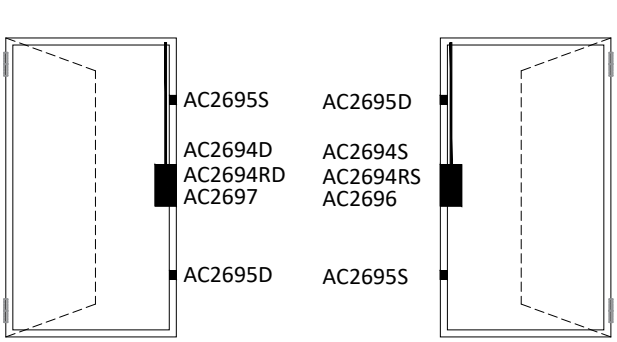

APERTURA ESTERNA _ VISTA INTERNA
OUTWARDS OPENING _ INTERIOR ELEVATION

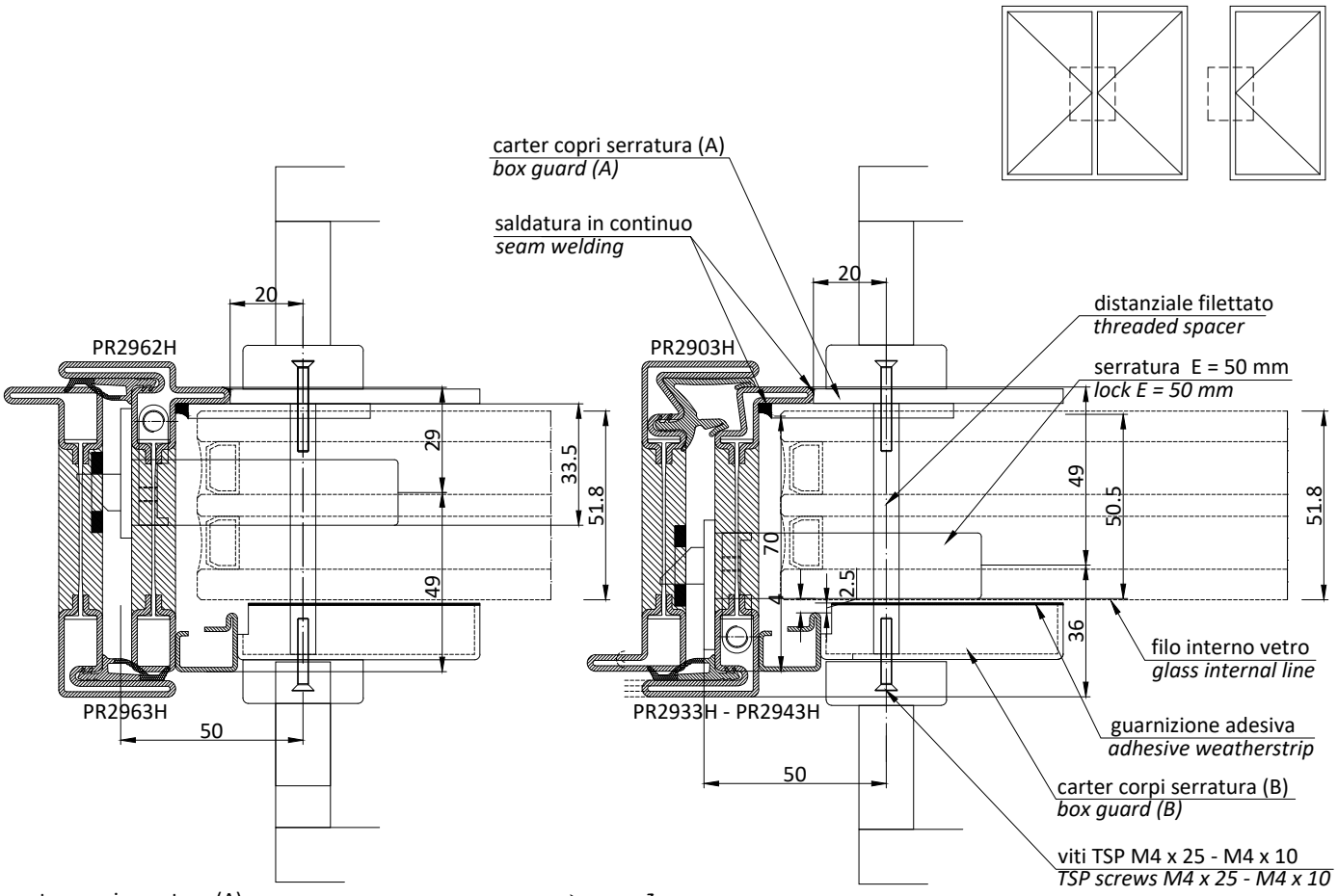

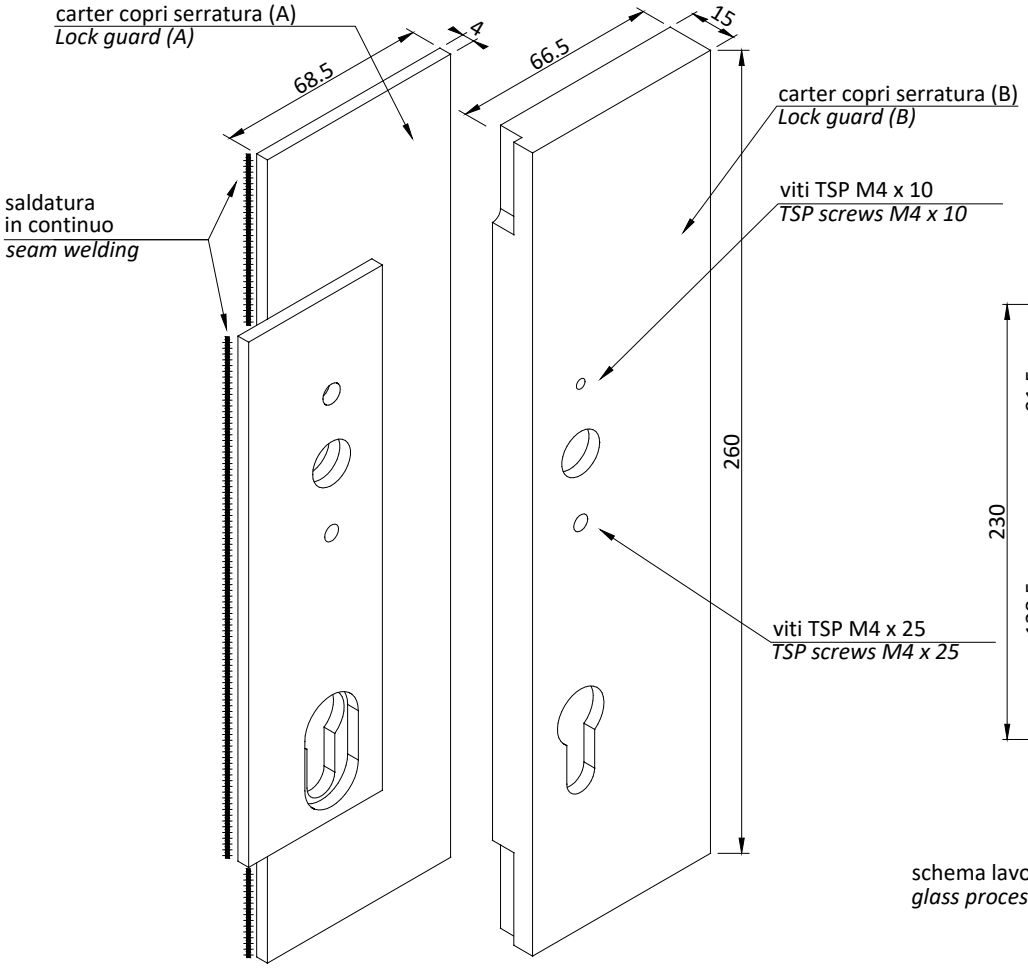

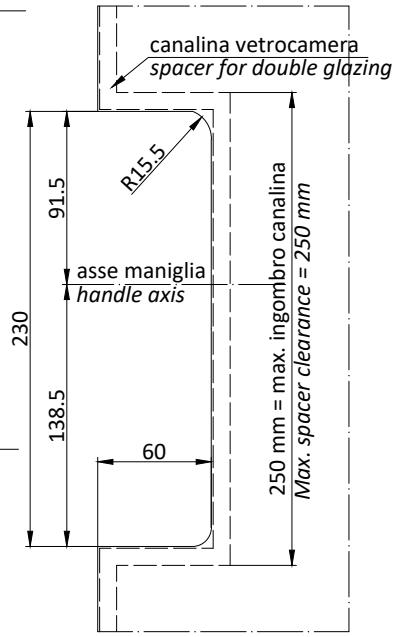

schema lavorazione vetro per inserimento serratura
glass processing scheme for lock insertion

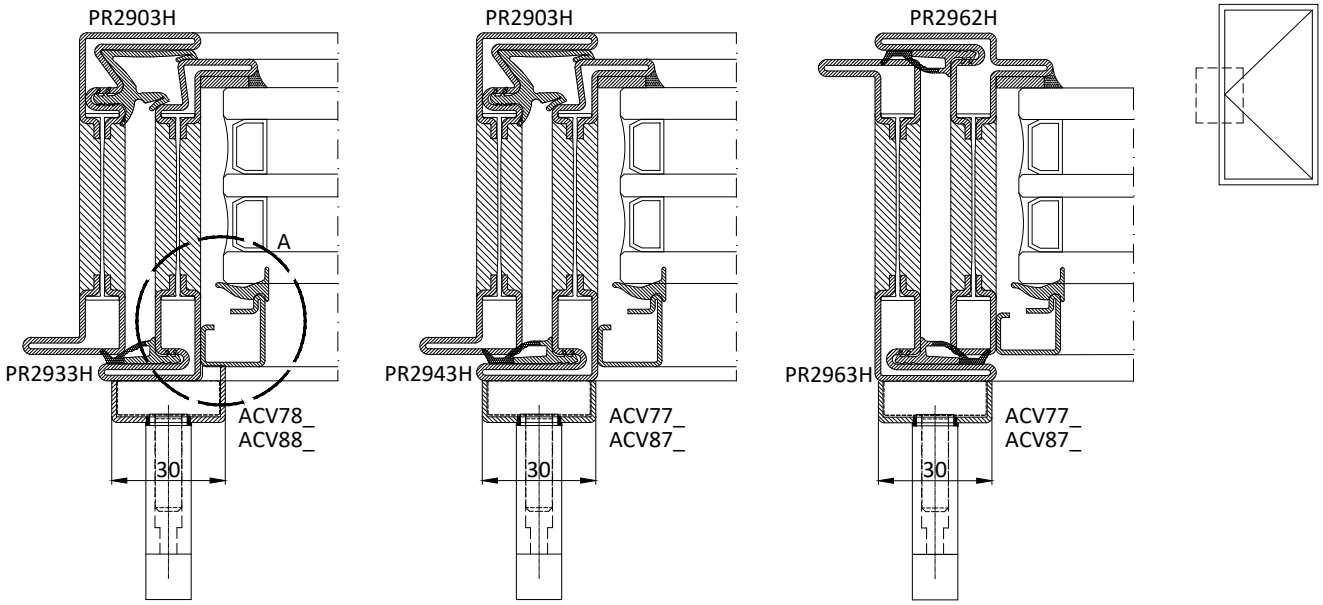
PR2903H
PR2903H
PR2962H
A
PR2933H
PR2943H
PR2963H
ACV78_
ACV88_
ACV77_
ACV87_
ACV77_
ACV87_
30
30
30

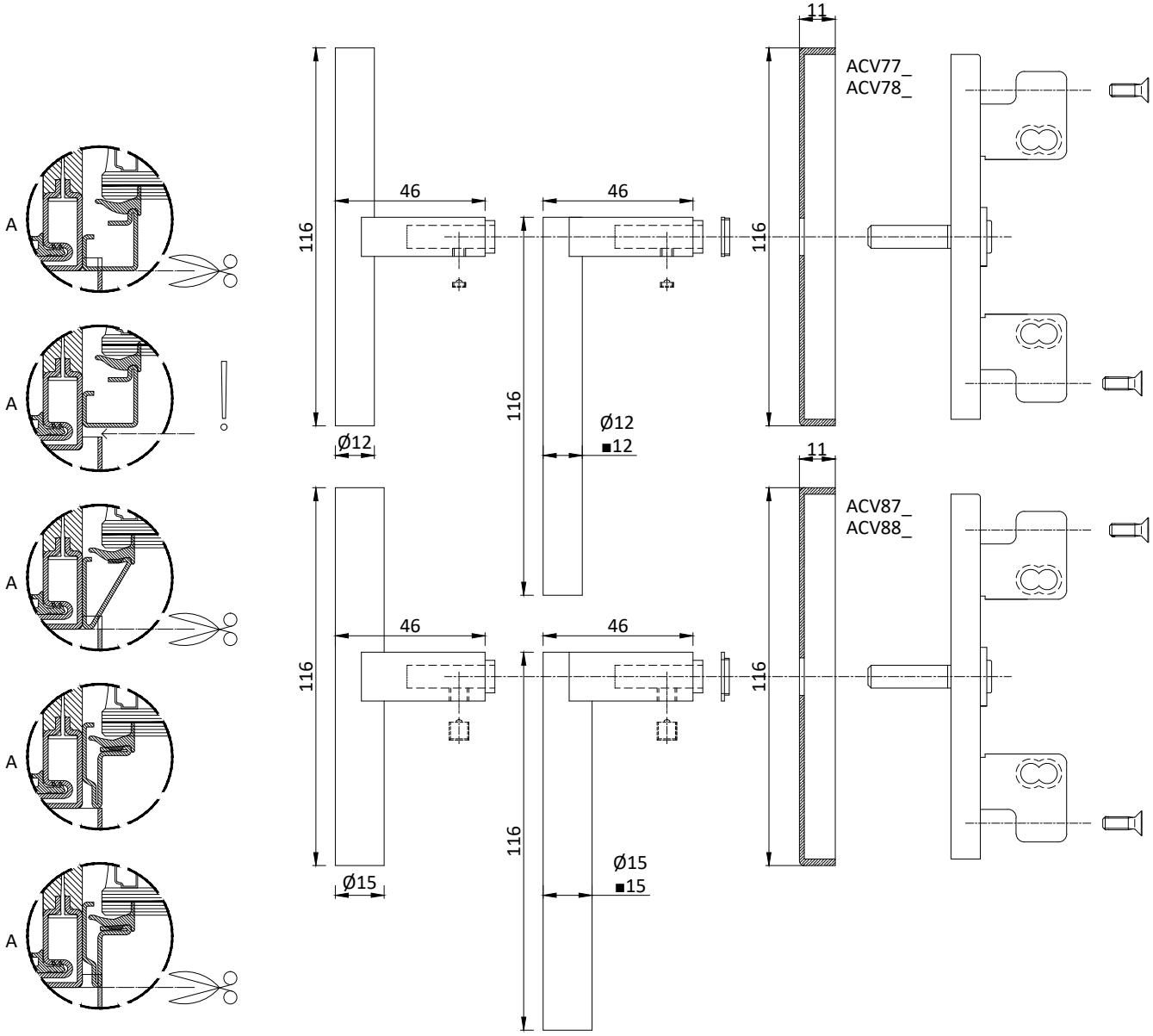
A
A
A
A
A
!
11
ACV77_
ACV78_
46
46
116
116
116
Ø12
Ø12
■12
11
ACV87_
ACV88_
46
46
116
116
116
Ø15
Ø15
■15

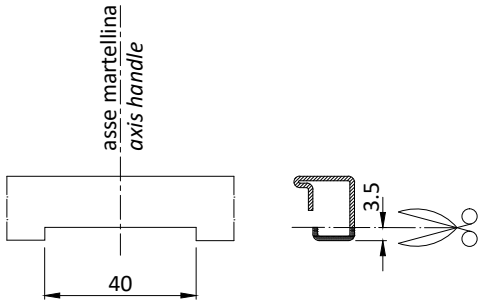
asse martellina
axis handle
40
3.5

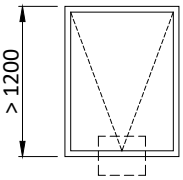
> 1200

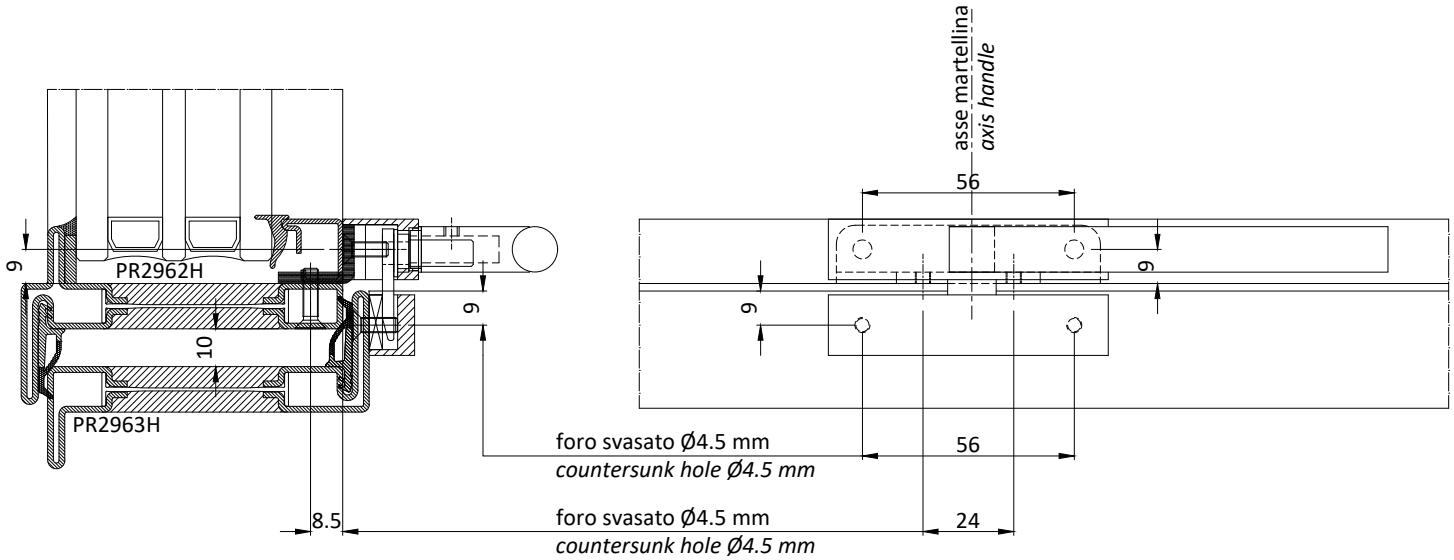
asse martellina
axis handle
PR2962H
PR2963H
9
10
56
foro svasato Ø4.5 mm
countersunk hole Ø4.5 mm
8.5
24

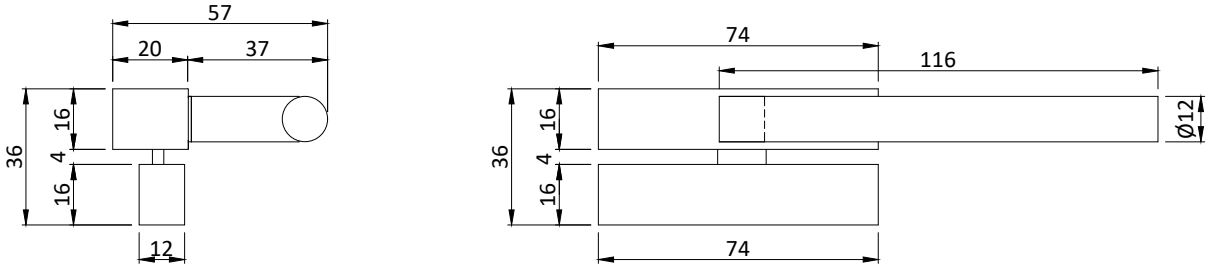
57
20
37
36
16
4
12
74
116
Ø12


ACV 793.S
ACV 793.D

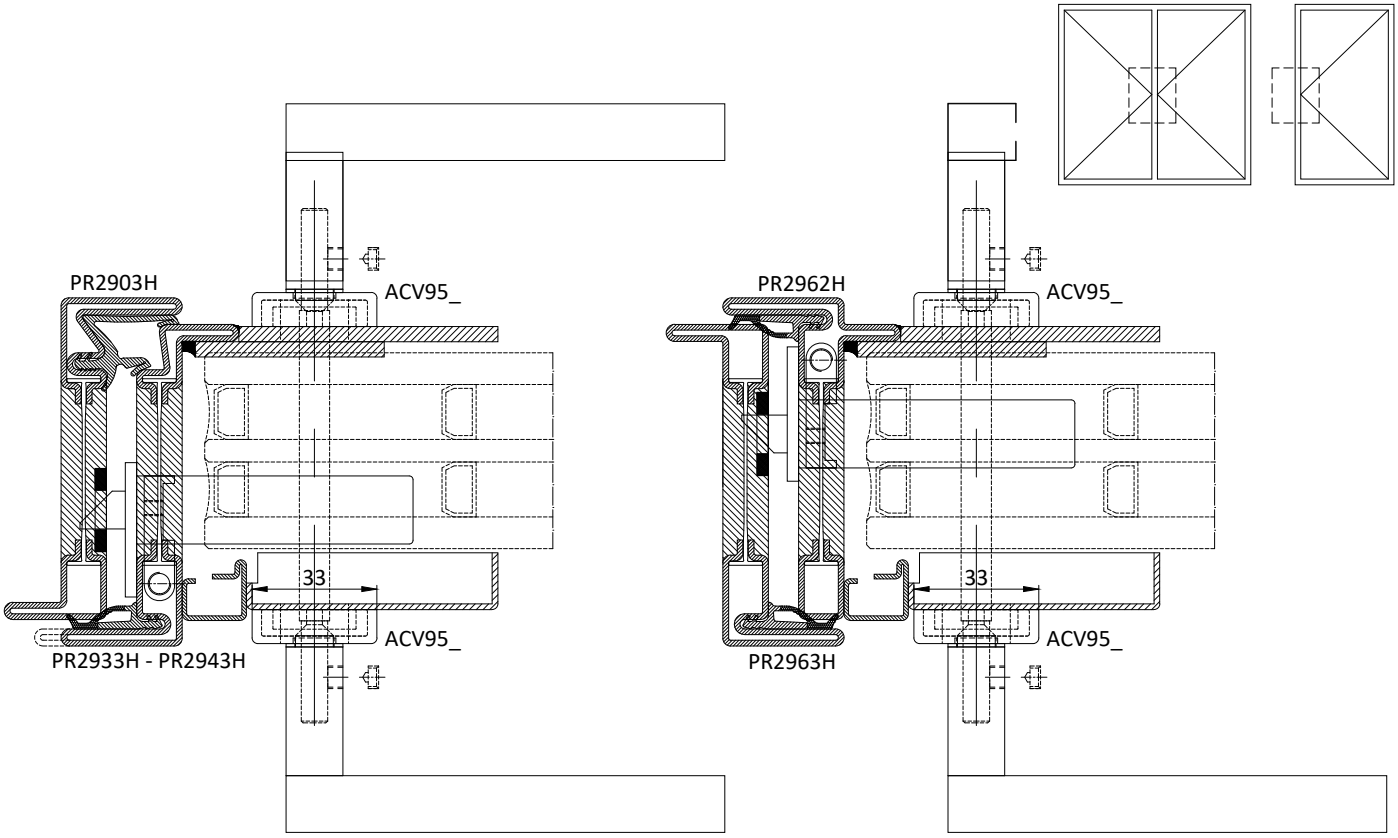
PR2903H
ACV95_
33
ACV95_
PR2933H - PR2943H
PR2962H
ACV95_
33
ACV95_
PR2963H

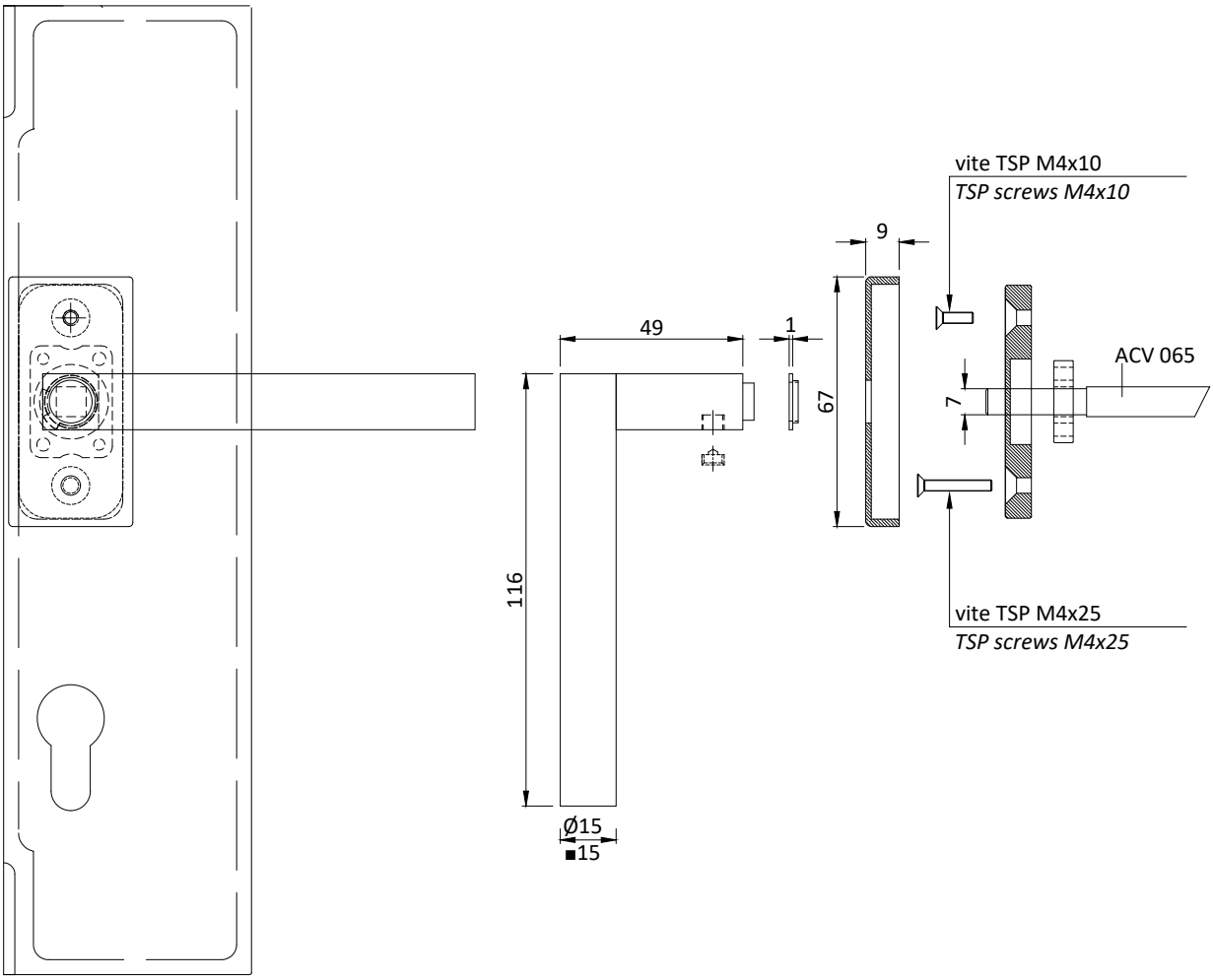
vite TSP M4x10
TSP screws M4x10
9
49
1
67
7
ACV 065
116
vite TSP M4x25
TSP screws M4x25
Ø15
■15

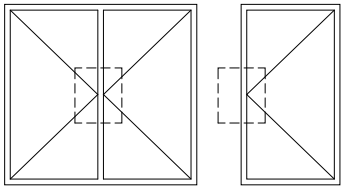

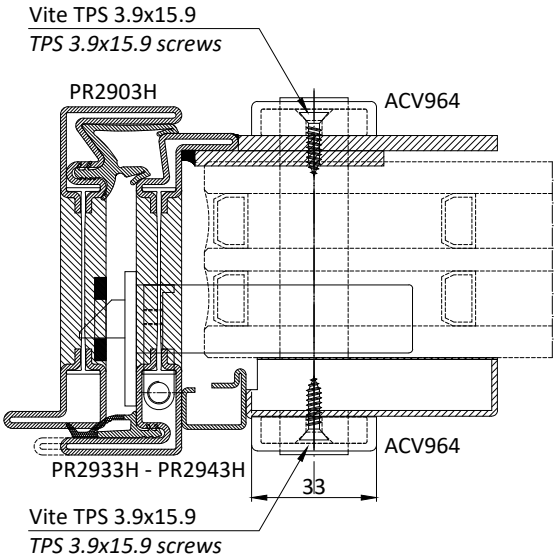
Vite TPS 3.9x15.9
TPS 3.9x15.9 screws
PR2903H
ACV964
ACV964
PR2933H - PR2943H
33
Vite TPS 3.9x15.9
TPS 3.9x15.9 screws

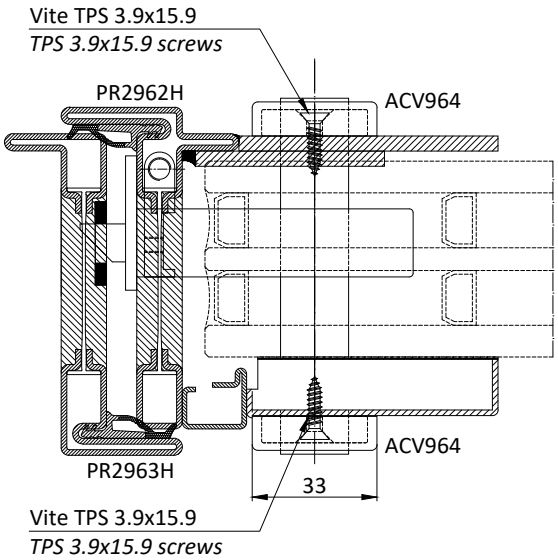
Vite TPS 3.9x15.9
TPS 3.9x15.9 screws
PR2962H
ACV964
ACV964
PR2963H
33
Vite TPS 3.9x15.9
TPS 3.9x15.9 screws

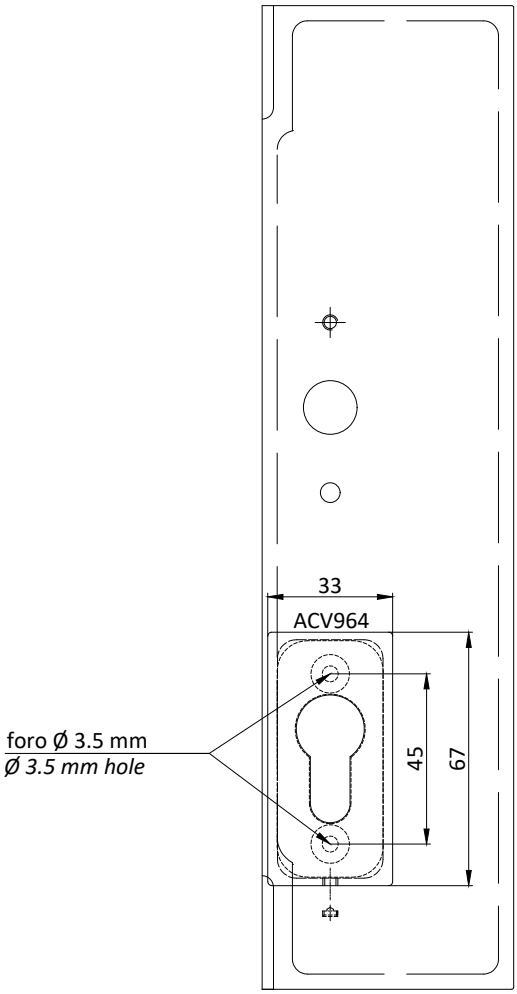
33
ACV964
foro Ø 3.5 mm
Ø 3.5 mm hole
45
67

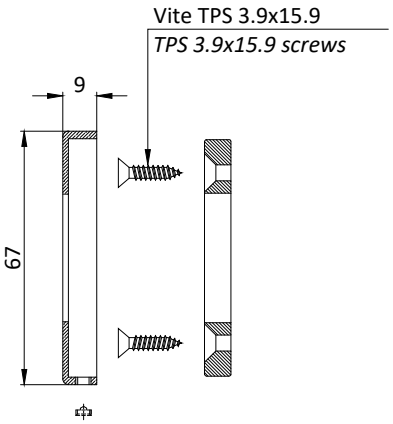
Vite TPS 3.9x15.9
TPS 3.9x15.9 screws
9
67

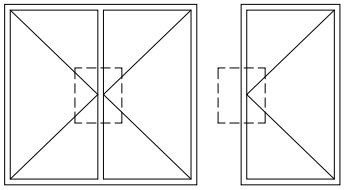

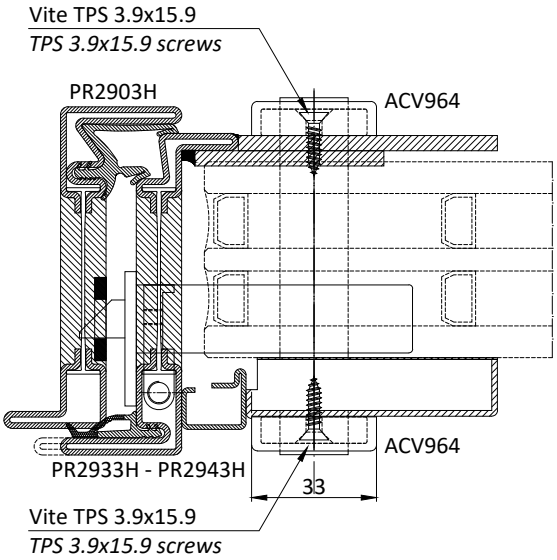
Vite TPS 3.9x15.9
TPS 3.9x15.9 screws
PR2903H
ACV964
ACV964
PR2933H - PR2943H
33
Vite TPS 3.9x15.9
TPS 3.9x15.9 screws

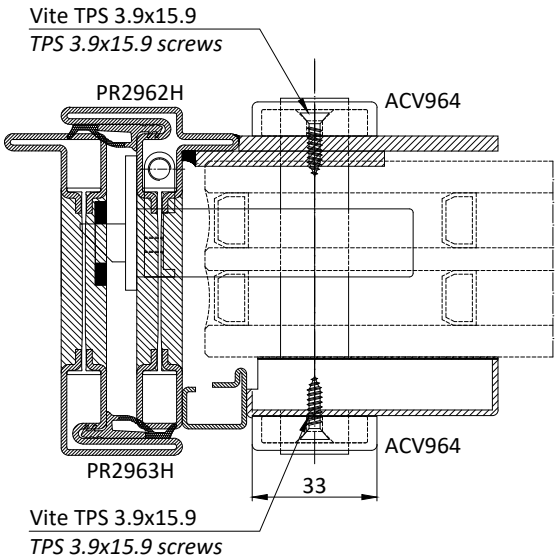
Vite TPS 3.9x15.9
TPS 3.9x15.9 screws
PR2962H
ACV964
ACV964
PR2963H
33
Vite TPS 3.9x15.9
TPS 3.9x15.9 screws

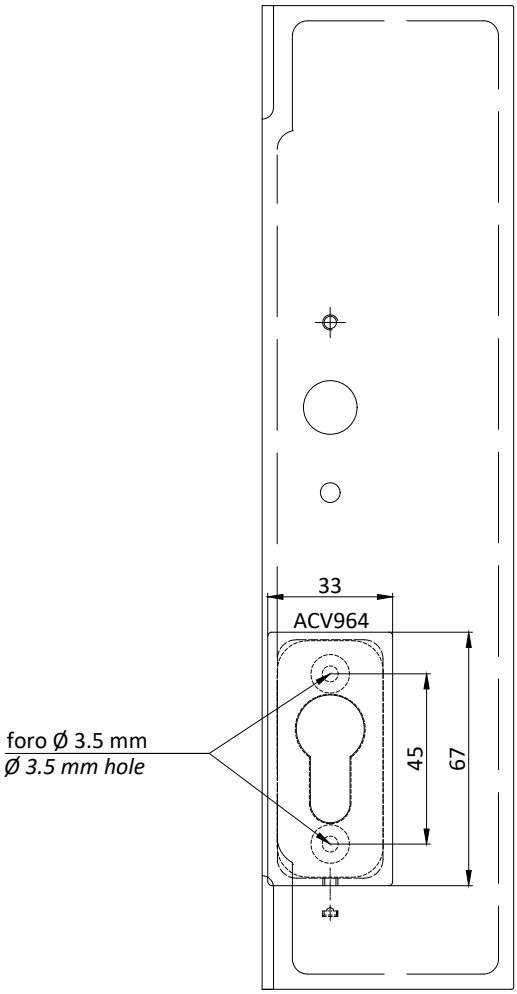
33
ACV964
foro Ø 3.5 mm
Ø 3.5 mm hole
45
67

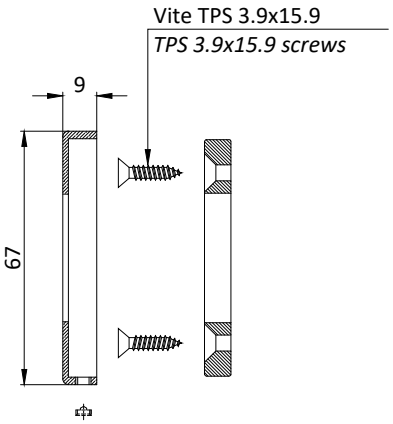
Vite TPS 3.9x15.9
TPS 3.9x15.9 screws
9
67

AGE581-2-5-6	130 kg	Easy
AG2578	80 kg	Easy

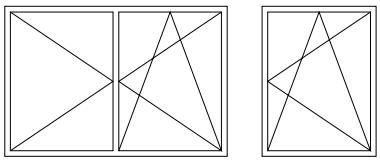

	Easy	H altezza - *height*											
		670 860	861 1000	1001 1200	1201 1400	1401 1600	1601 1800	1801 2000	2001 2200	2201 2400	2401 2600	2601 2800	2801 2900
L larghezza *width*	601-800	A1	B1	C1	D1	E1	F1	G1	H1	I1	J1	K1	L1
	801-1000	-	B2	C2	D2	E2	F2	G2	H2	I2	J2	K2	L2
	1001-1200	-	-	C3	D3	E3	F3	G3	H3	I3	J3	K3	L3
	1201-1400	-	-	-	D4	E4	F4	G4	H4	I4	J4	K4	-

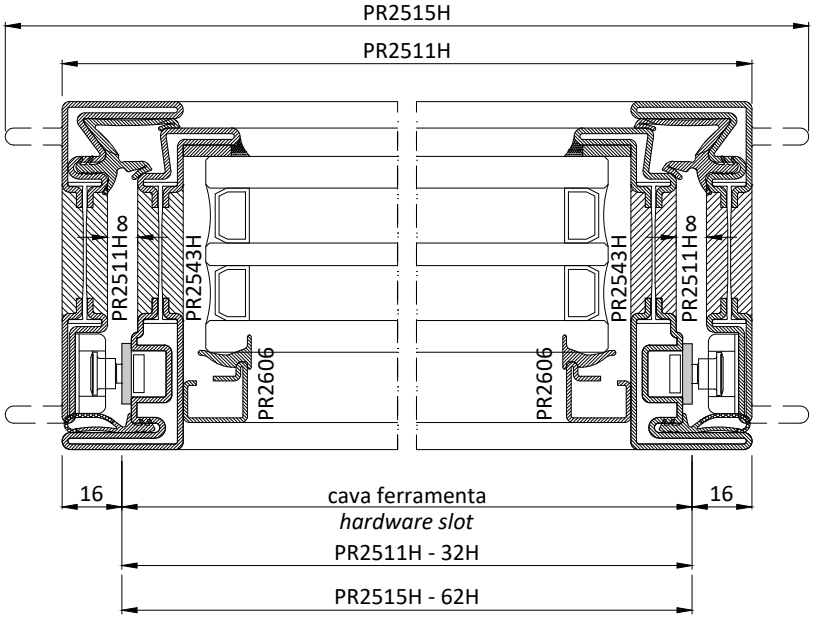

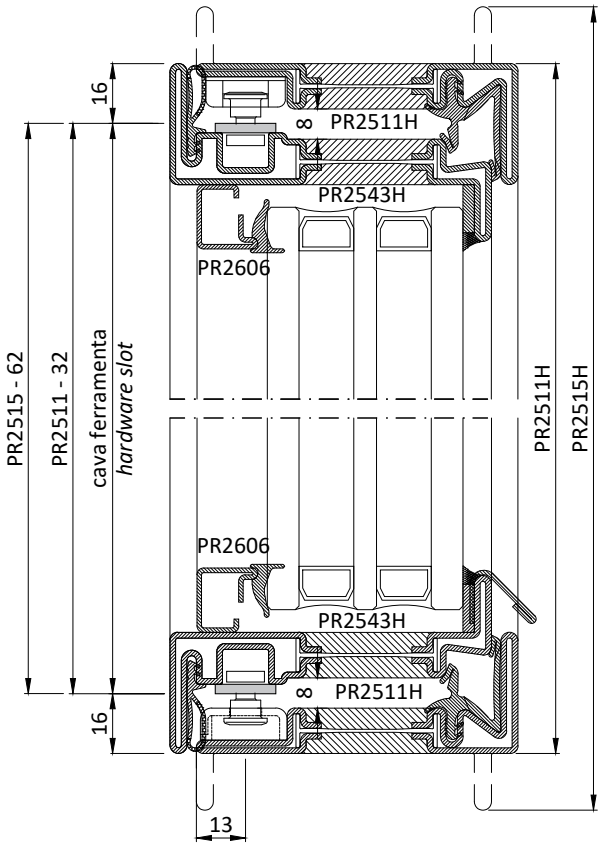

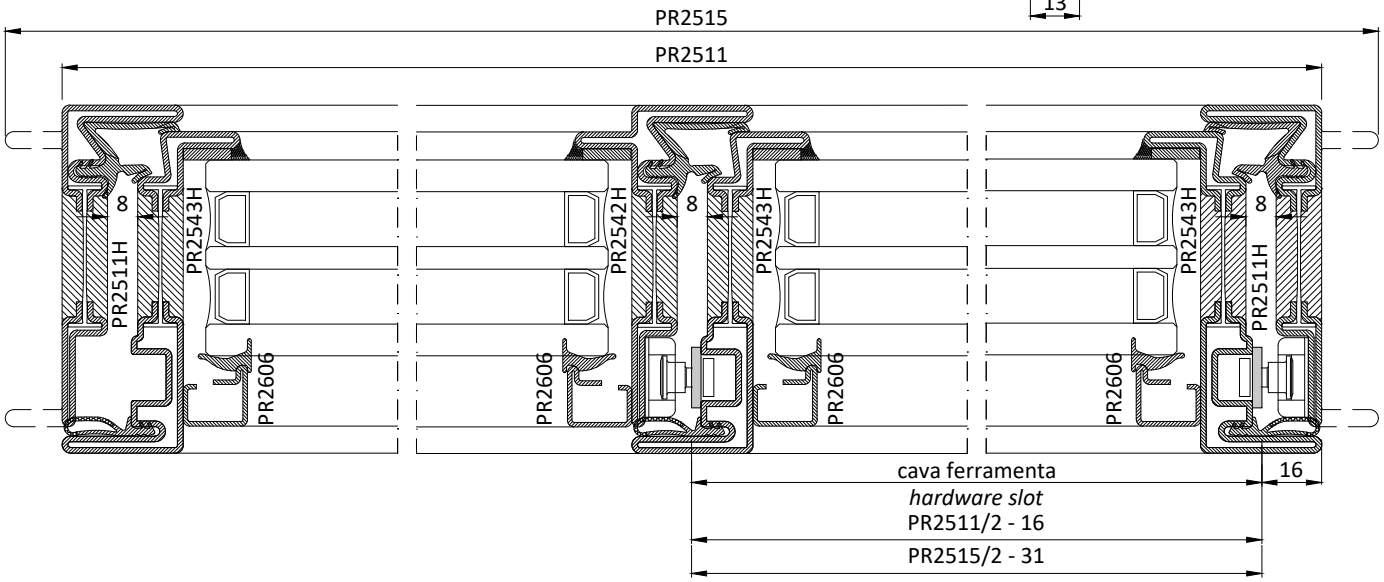

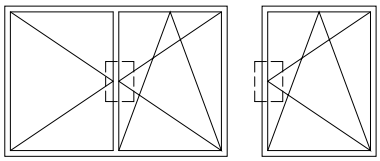

Fori per inserimento quadro comando e fissaggio maniglia / movimento DK
holes for inserting control panel and anchoring of handle / TT (tilt and turn) movement

Asola per inserimento meccanismo cremonese
Slot for insertion of cremone mechanism

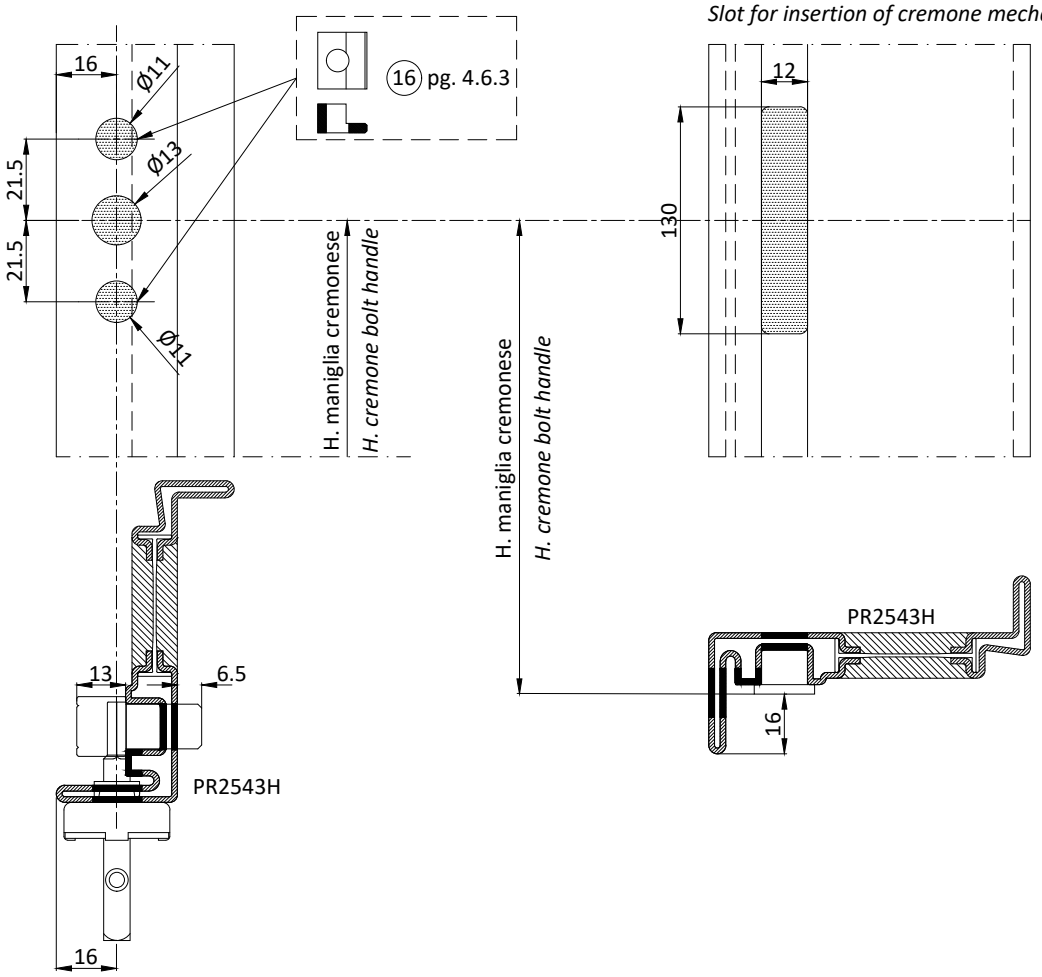

ALTEZZA MANIGLIA CREMONESE - *CREMONE BOLT HANDLE HEIGHT*		
Tipo *Type*	H cava ferramenta - *H hardware slot* Easy - RC2	H maniglia cremonese *H cremone bolt handle*
Finestre *Windows*	370 → 520	H/2
	521 → 670	H/2
	671 → 860	H/2
	861 → 1000	H/2
	1001 → 1200	500
	1201 → 1400	500
	1401 → 1600	500
	1601 → 1800	500
Porte - finestre *French Windows*	1801 → 2000	1050
	2001 → 2200	1050
	2201 → 2400	1050
	2401 → 2600	1050
	2601 → 2800	1050
	2801 → 3000	1050

Easy

peso massimo anta 130 kg
maximum leaf weight 130 kg

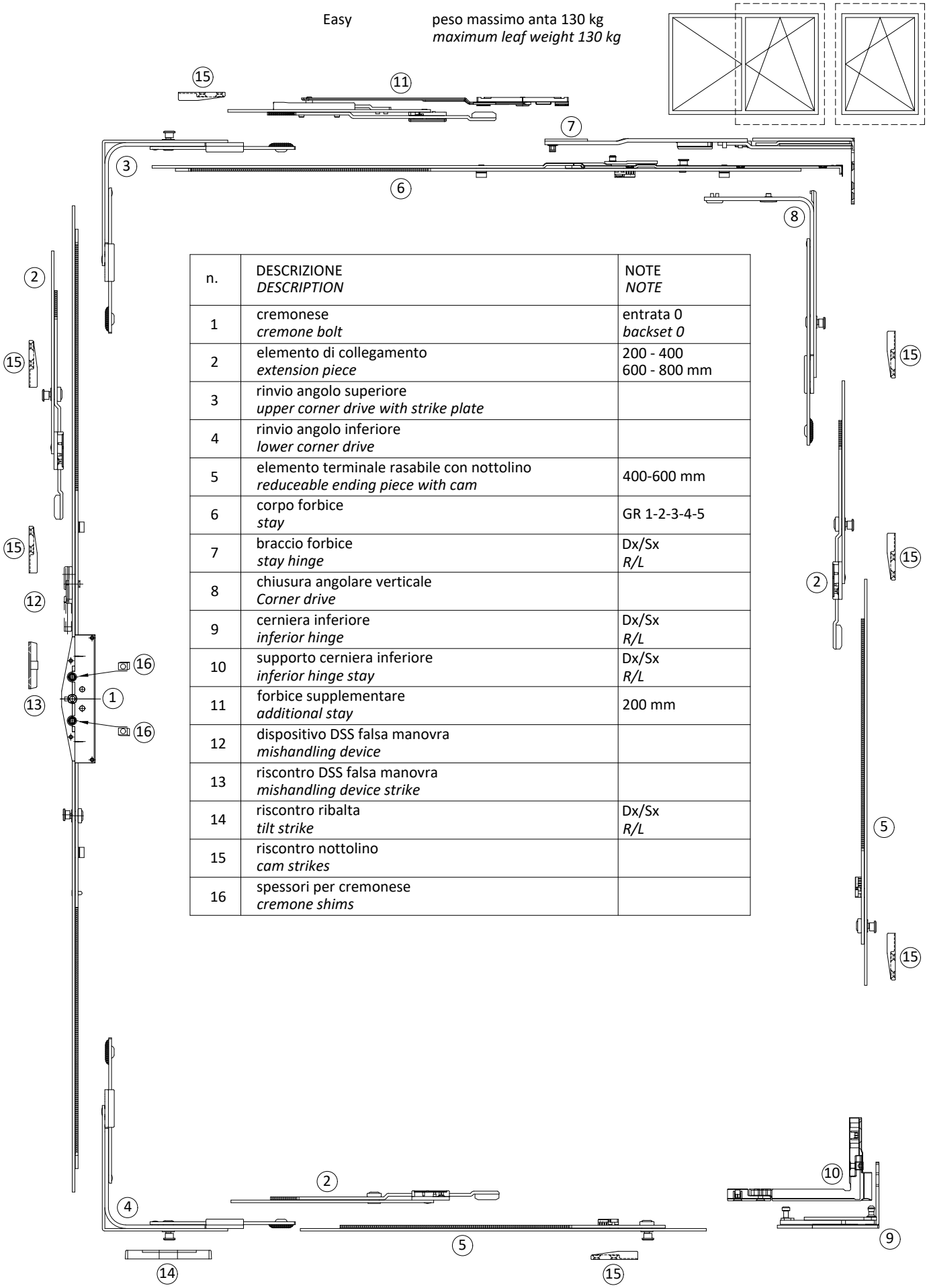

n.	DESCRIZIONE *DESCRIPTION*	NOTE *NOTE*
1	cremonese *cremone bolt*	entrata 0 *backset 0*
2	elemento di collegamento *extension piece*	200 - 400 600 - 800 mm
3	rinvio angolo superiore *upper corner drive with strike plate*	
4	rinvio angolo inferiore *lower corner drive*	
5	elemento terminale rasabile con nottolino *reduceable ending piece with cam*	400-600 mm
6	corpo forbice *stay*	GR 1-2-3-4-5
7	braccio forbice *stay hinge*	Dx/Sx *R/L*
8	chiusura angolare verticale *Corner drive*	
9	cerniera inferiore *inferior hinge*	Dx/Sx *R/L*
10	supporto cerniera inferiore *inferior hinge stay*	Dx/Sx *R/L*
11	forbice supplementare *additional stay*	200 mm
12	dispositivo DSS falsa manovra *mishandling device*	
13	riscontro DSS falsa manovra *mishandling device strike*	
14	riscontro ribalta *tilt strike*	Dx/Sx *R/L*
15	riscontro nottolino *cam strikes*	
16	spessori per cremonese *cremone shims*	

Easy

peso massimo anta 130 kg
maximum leaf weight 130 kg

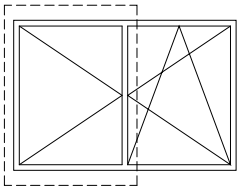

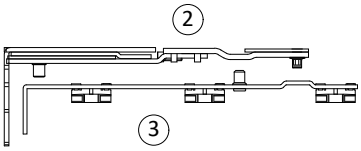

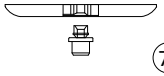

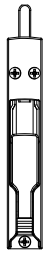

n.	DESCRIZIONE *DESCRIPTION*	NOTE *NOTE*
1	catenaccio inferiore seconda anta *lower second leaf flush bolt*	140-220-650-850 mm
2	cerniera superiore *upper hinge*	Dx/Sx *R/L*
3	supporto cerniera superiore *upper hinge stay*	Dx/Sx *R/L*
4	chiusura mediana lato cerniere *hinge-side middle closing*	
5	cerniera inferiore *inferior hinge*	Dx/Sx *R/L*
6	supporto cerniera inferiore *inferior hinge stay*	Dx/Sx *R/L*
7	snapper o catenaccio superiore* *snapper or upper flush bolt**	650-850 mm

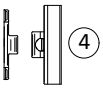

* catenaccio per H > 1800 mm
** flush bolt for H>1800 mm*

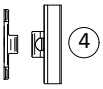

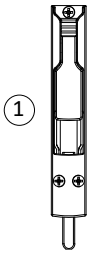

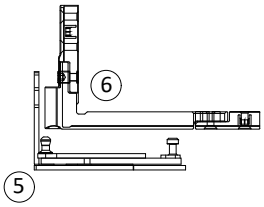

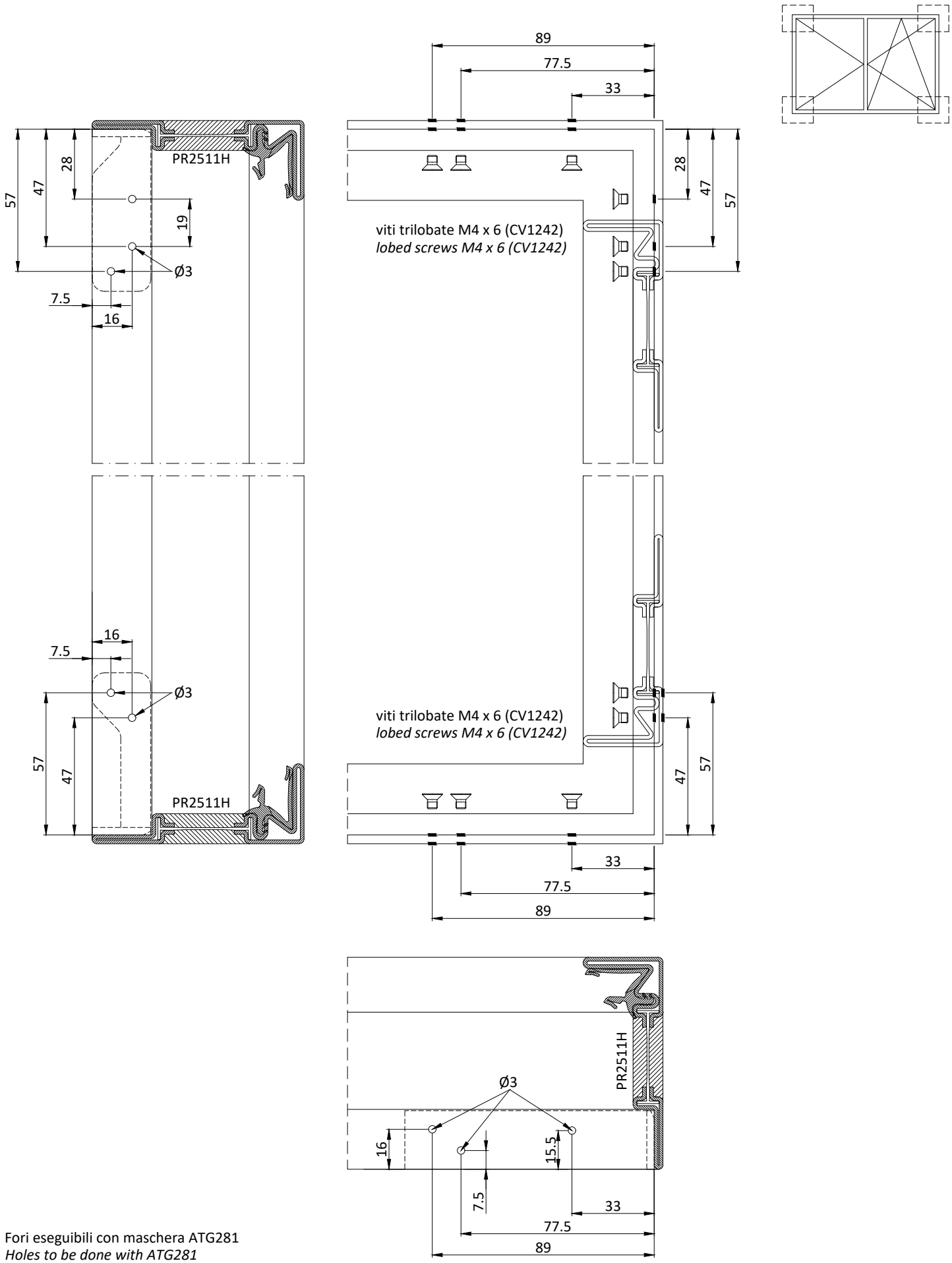

Fori eseguibili con maschera ATG281
Holes to be done with ATG281

* chiusura superiore con fermo a scatto
** upper closure with snapper*

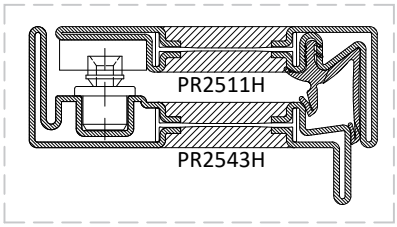

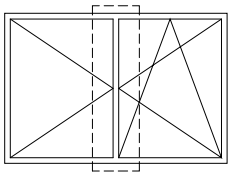

CHIUSURA SUPERIORE - *UPPER LOCK*

X		H altezza - *height*						
		480 670	671 860	861 1200	1201 1600	1601 1800	1801 2400	2401 3000
L larghezza *width*	345-440	/	141	221	451	651	651	851
	441-1400	*	*	*	*	*	651	851

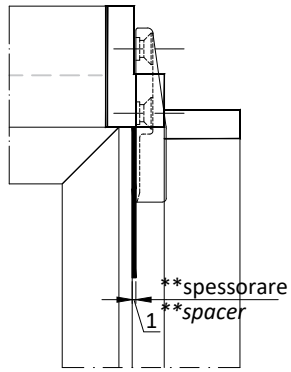

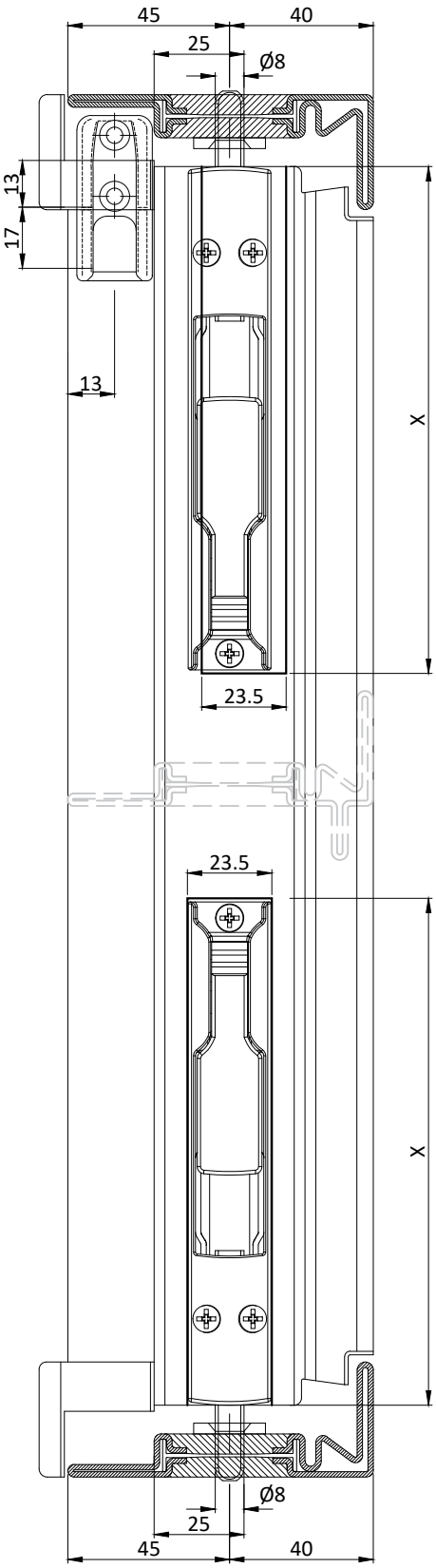

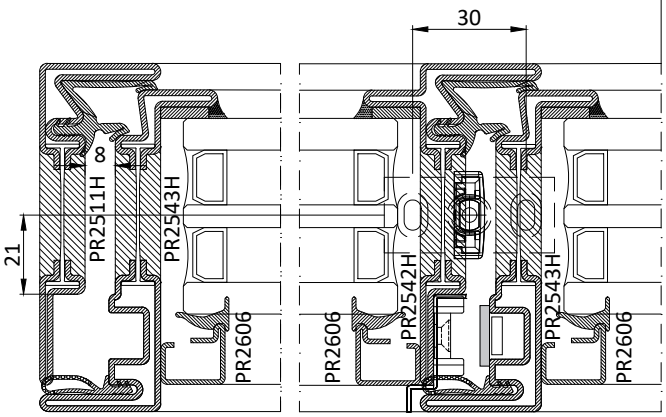

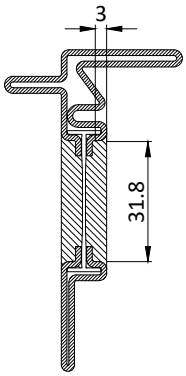

CATENACCIO INFERIORE - *LOWER FLUSH BOLT*

X		H altezza - *height*			
		480 670	671 860	861 1800	1801 3000
L larghezza *width*	345-440	/	141	221	451
	441-1400	141	141	221	451

** spessore non fornito
*** spacer not supplied*

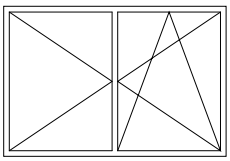

Lavorazione da eseguire sui componenti rasabili della ferramenta
Working on the cuttable pieces of the hardware

1 - Eseguire taglio della ferramenta sfalsato
2 - Eseguire foro e svasatura

1 - Cutting of the hardware
2 - Hole drilling and countersink

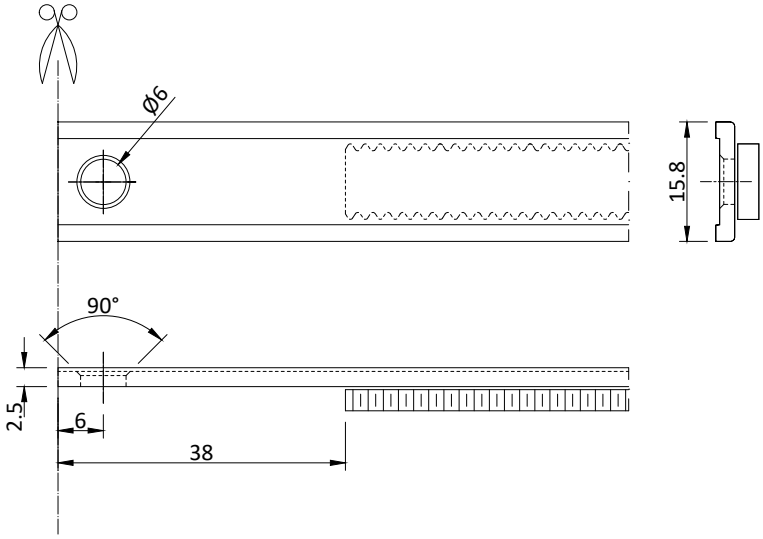

viti trilobate M4x16 (CV1271)
lobed screws M4x16 (CV1271)

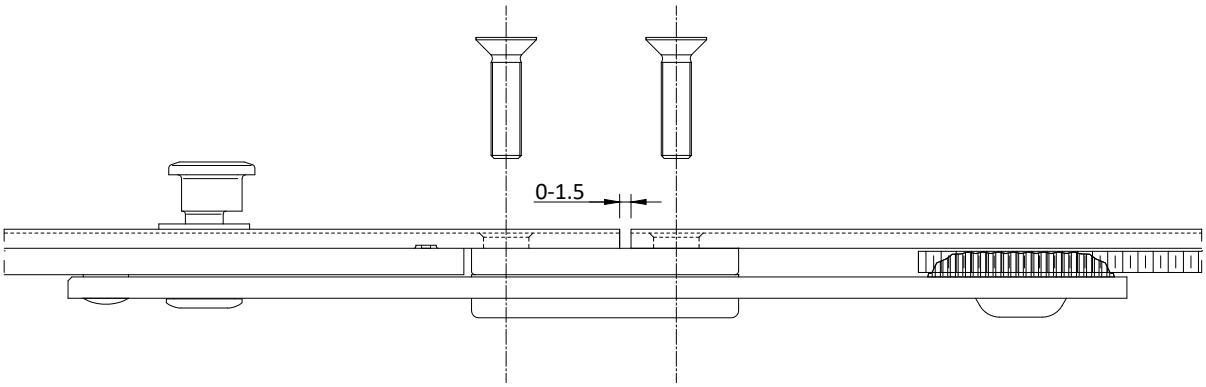

Lavorazione eseguibile con trancia ATG 311 o ATG 312
Tooling possible with punching machine ATG 311 or ATG 312

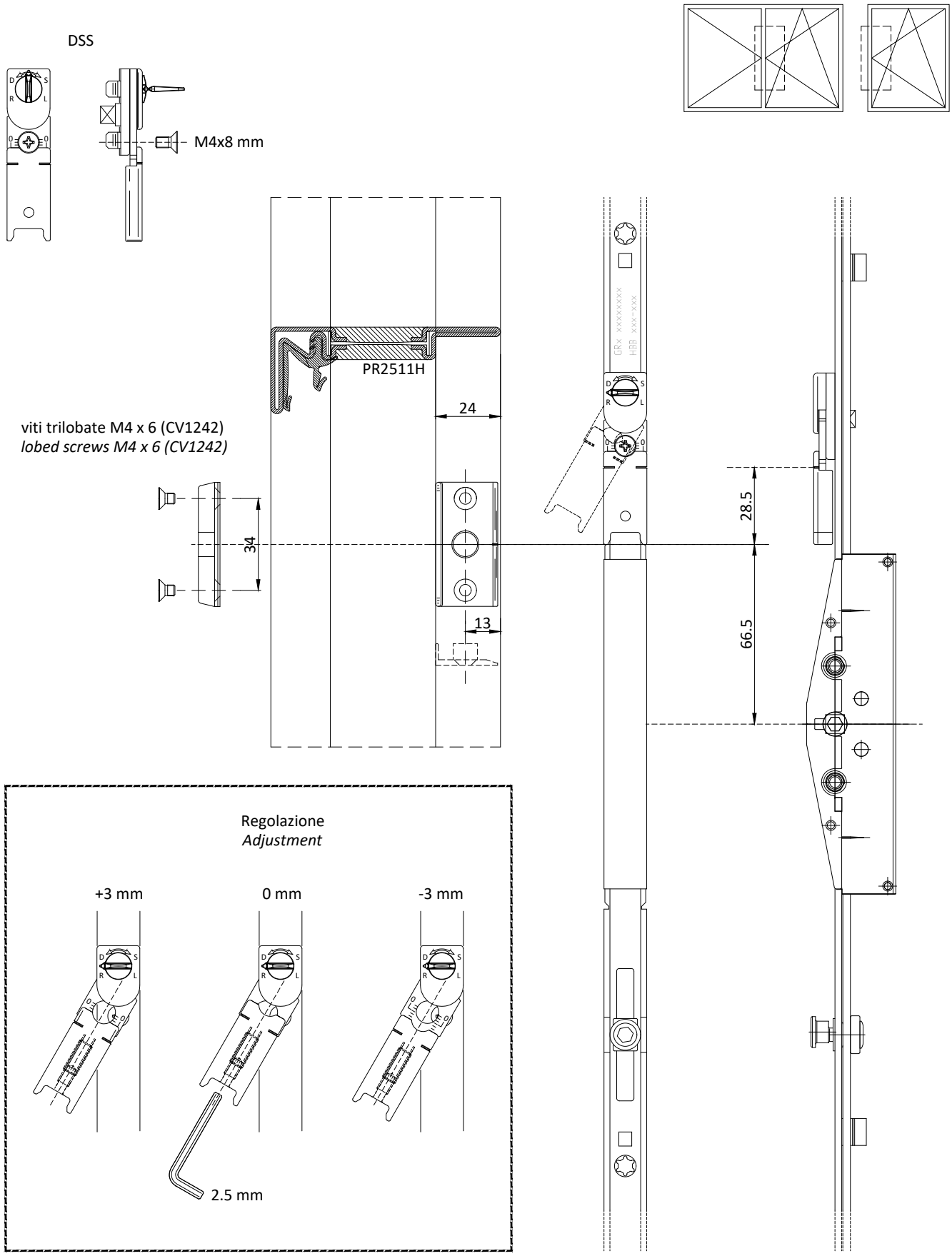
DSS
M4x8 mm
PR2511H
24
viti trilobate M4 x 6 (CV1242)
lobed screws M4 x 6 (CV1242)
34
13
28.5
66.5
Regolazione
Adjustment
+3 mm
0 mm
-3 mm
2.5 mm

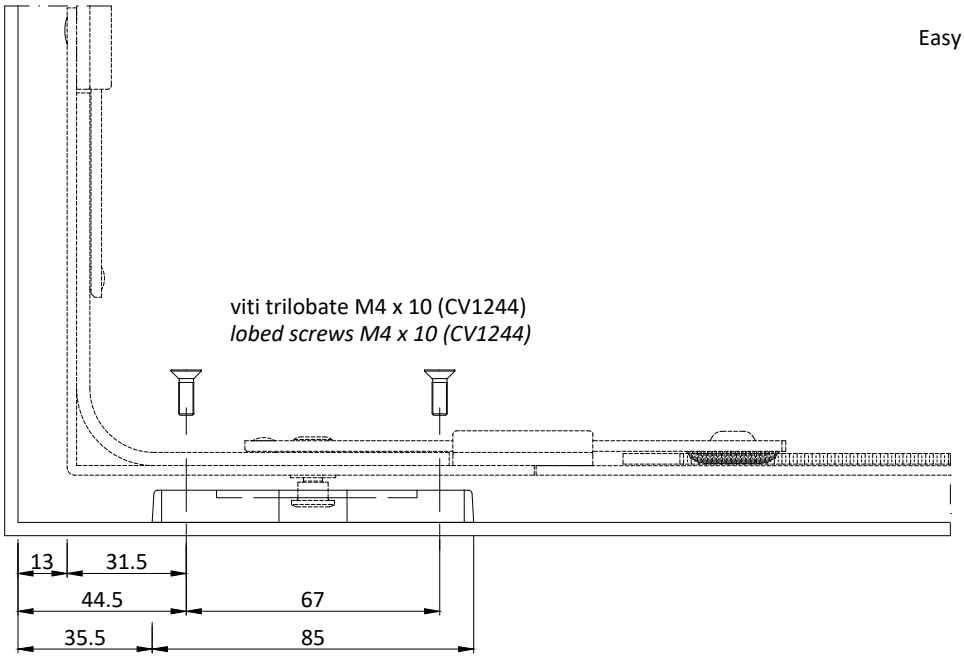
viti trilobate M4 x 10 (CV1244)
lobed screws M4 x 10 (CV1244)
13
31.5
44.5
67
35.5
85

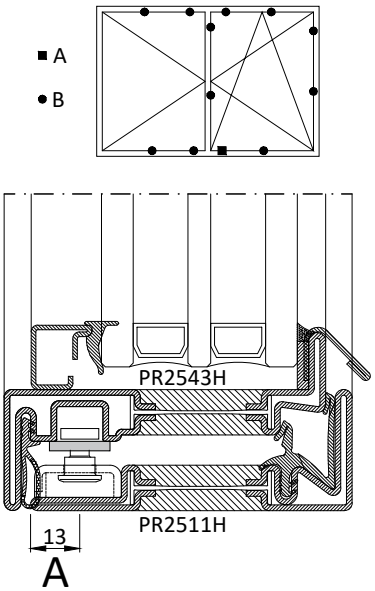
Easy
A
B
PR2543H
PR2511H
13
A

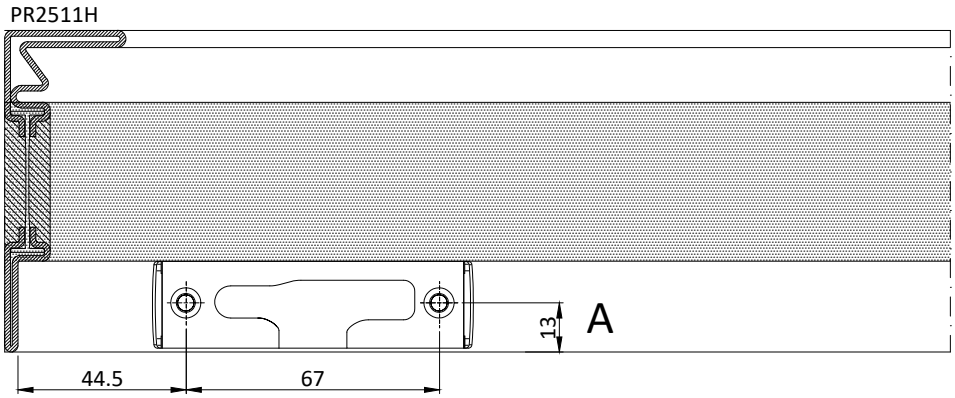
PR2511H
13
A
44.5
67

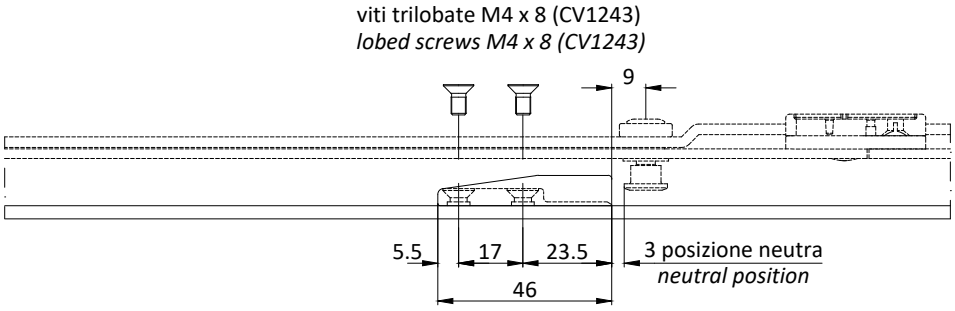
viti trilobate M4 x 8 (CV1243)
lobed screws M4 x 8 (CV1243)
9
5.5
17
23.5
3 posizione neutra
neutral position
46

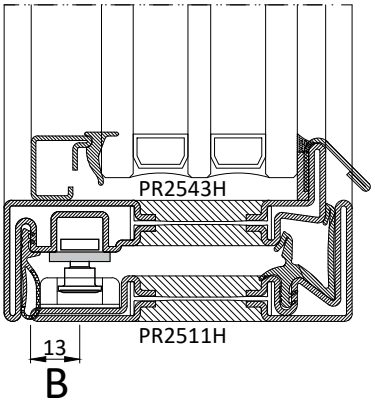
PR2543H
PR2511H
13
B

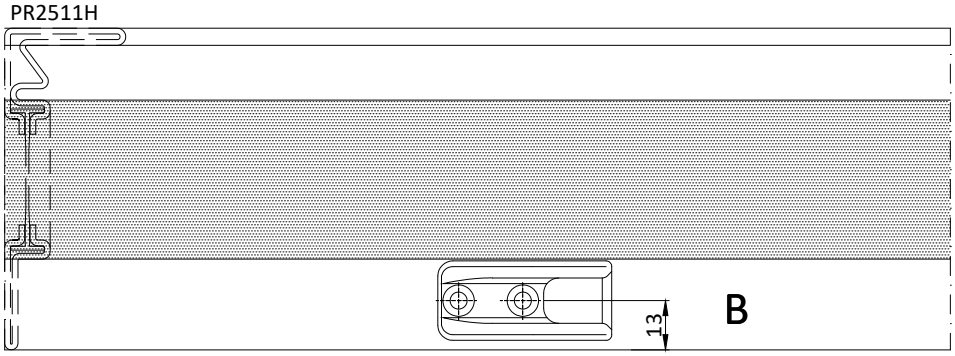
PR2511H
13
B

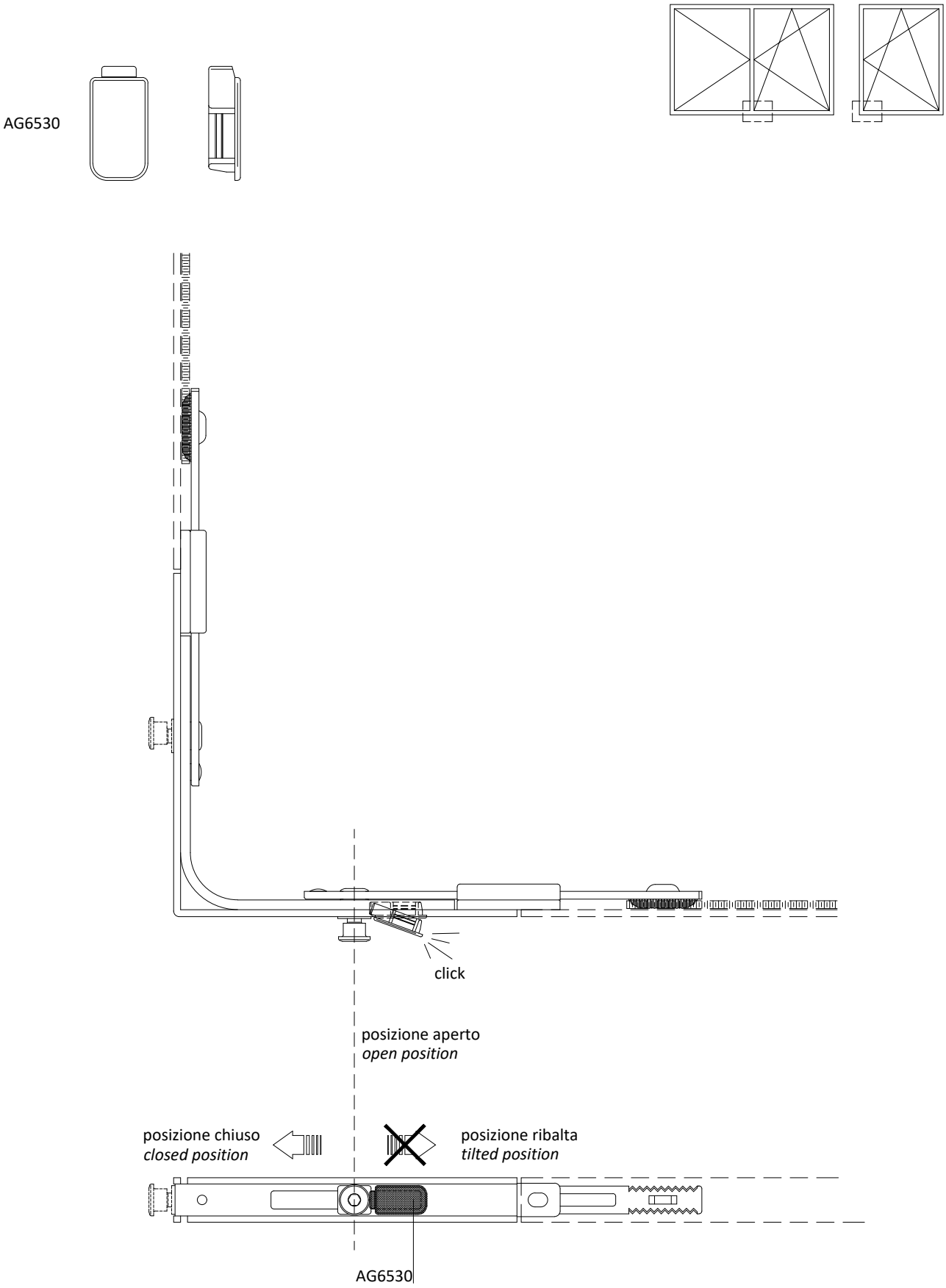
AG6530
click
posizione aperto
open position
posizione chiuso
closed position
posizione ribalta
tilted position
AG6530

α	x [mm]	y [mm]	min. cava ferramenta *hardware slot min.* [mm]
90°	31	16.3	450
100°	19	4.3	450

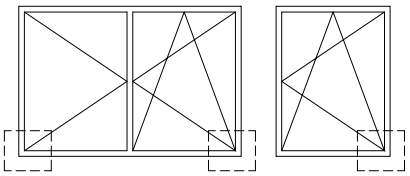

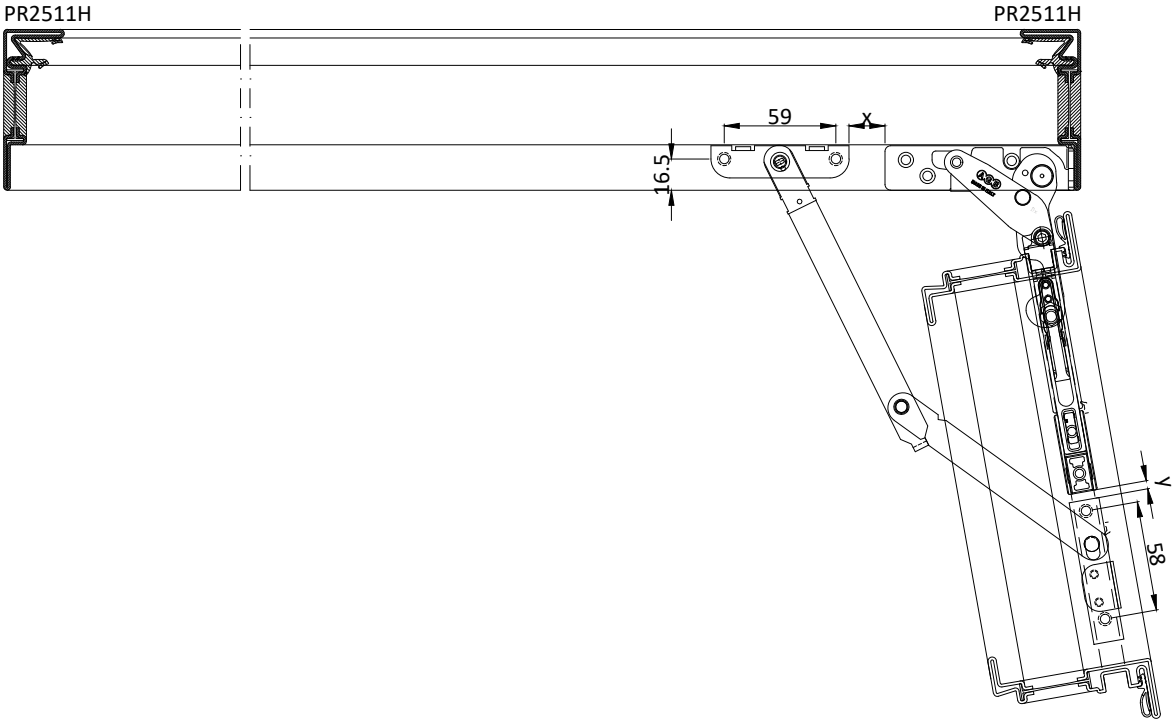

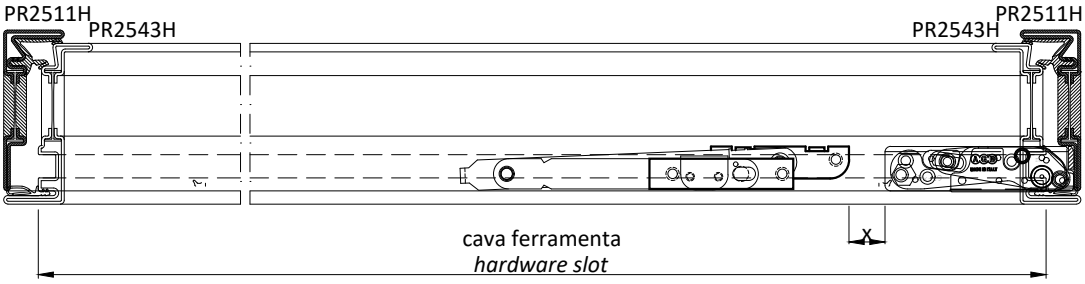

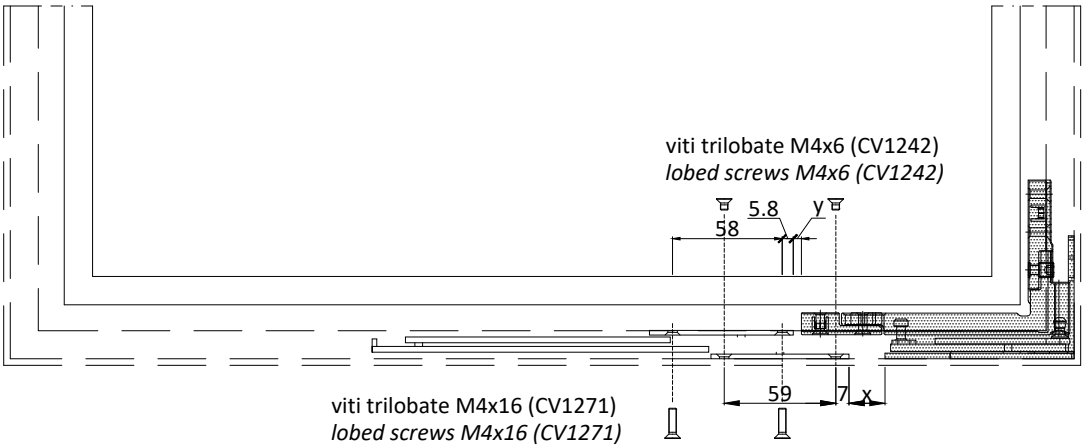

Applicazione braccetto supplementare per larghezza anta, cava ferramenta >1200 mm
Additional arm application for sash width, hardware slot >1200 mm

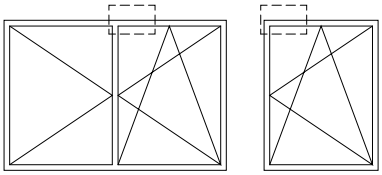

finestra 1 anta
1 sash window

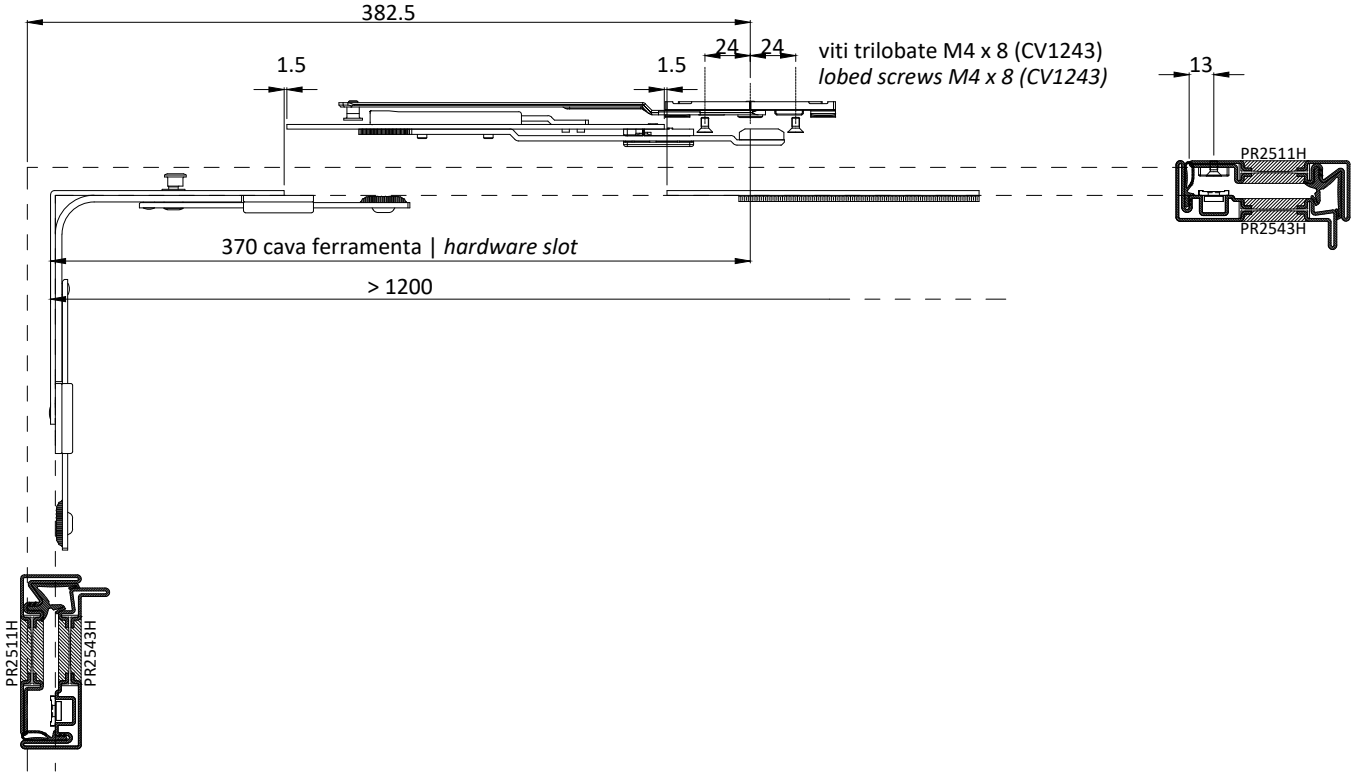

finestra 2 ante
2 sash window

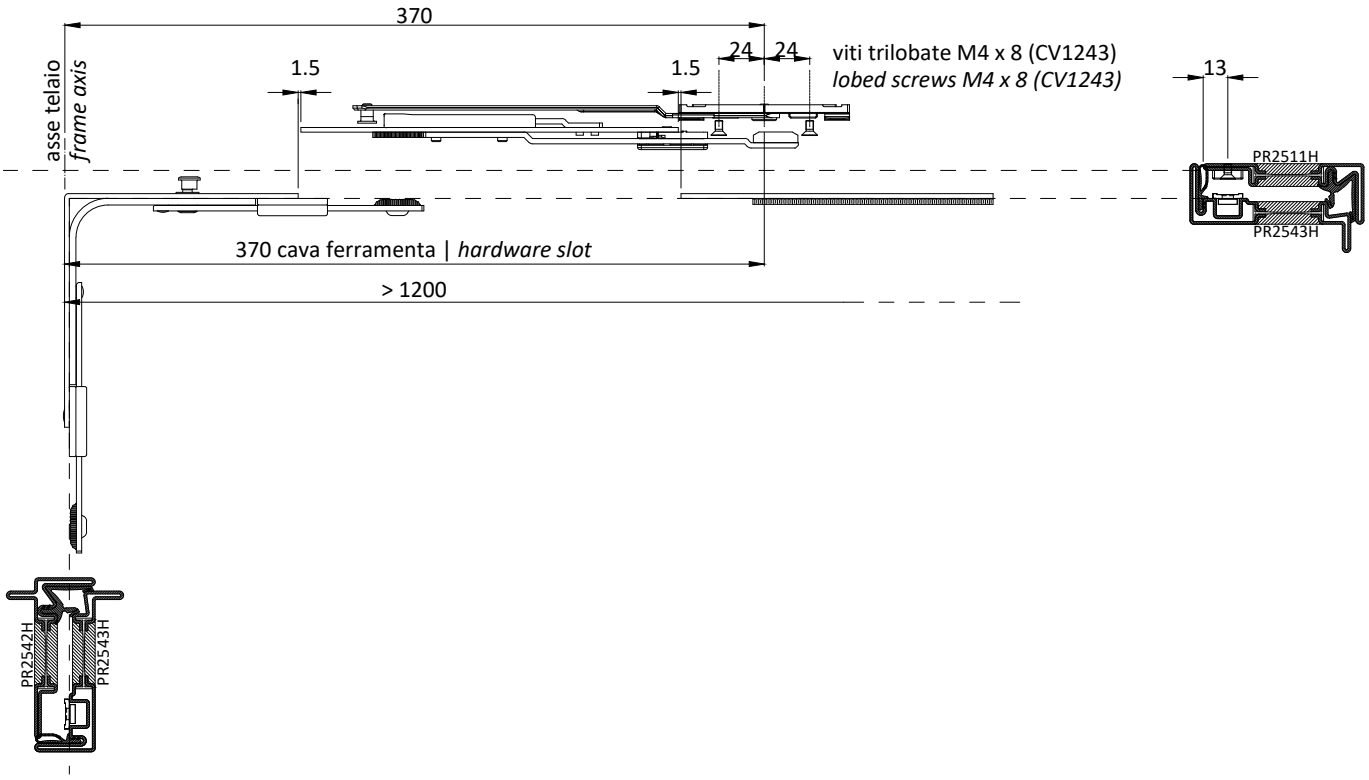

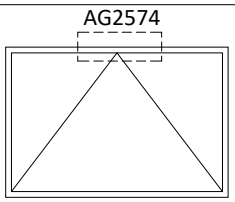

Fori per inserimento quadro comando e fissaggio maniglia / movimento DK
holes for inserting control panel and anchoring of handle / TT (tilt and turn) movement

Asola per inserimento meccanismo cremonese
Slot for insertion of cremone mechanism

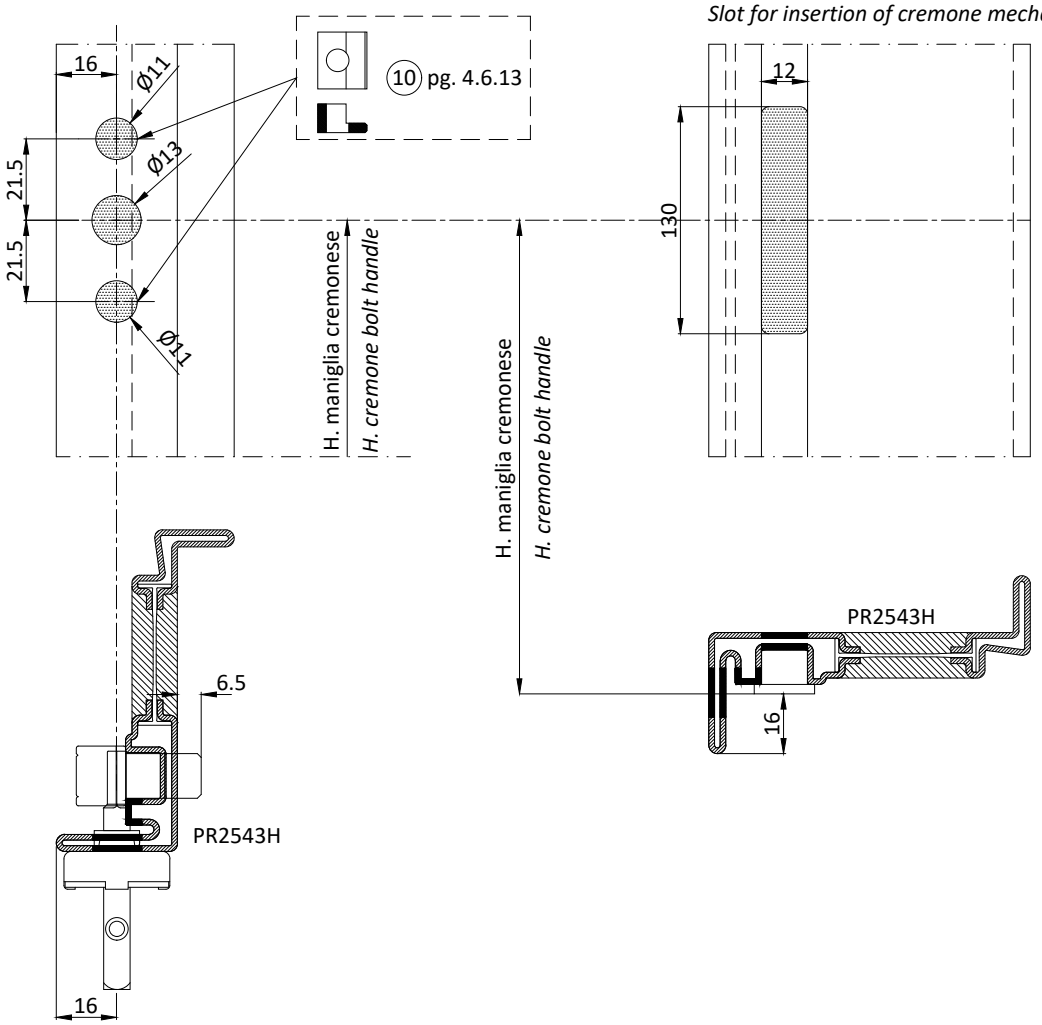

AG2574	POSIZIONE MANIGLIA CREMONESE - *CREMONE BOLT HANDLE POSITION*	
Tipo *Type*	cava ferramenta *hardware slot*	maniglia cremonese *cremone bolt handle*
Vasistas *Bottom-hung*	520 → 670	L/2
	671 → 860	L/2
	861 → 1200	L/2
	1201 → 1400	L/2

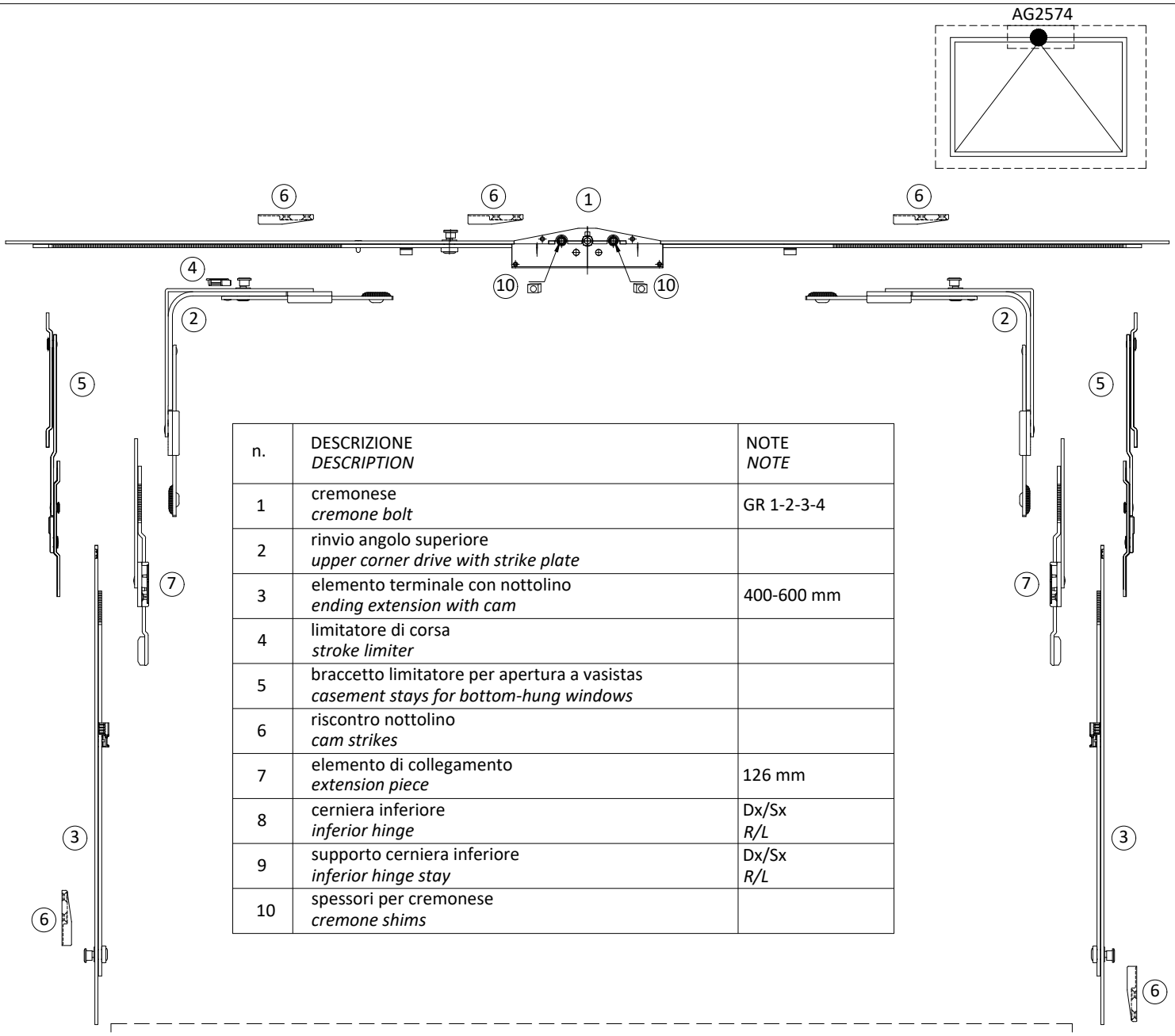

n.	DESCRIZIONE *DESCRIPTION*	NOTE *NOTE*
1	cremonese *cremone bolt*	GR 1-2-3-4
2	rinvio angolo superiore *upper corner drive with strike plate*	
3	elemento terminale con nottolino *ending extension with cam*	400-600 mm
4	limitatore di corsa *stroke limiter*	
5	braccetto limitatore per apertura a vasistas *casement stays for bottom-hung windows*	
6	riscontro nottolino *cam strikes*	
7	elemento di collegamento *extension piece*	126 mm
8	cerniera inferiore *inferior hinge*	Dx/Sx *R/L*
9	supporto cerniera inferiore *inferior hinge stay*	Dx/Sx *R/L*
10	spessori per cremonese *cremone shims*	

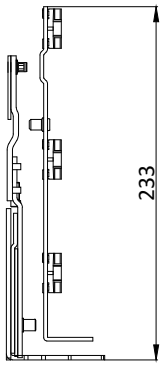

AG2580: peso massimo anta: 70 kg
maximum leaf weight: 70 kg

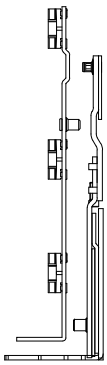

AG2524: peso massimo anta: 100 kg - n° 3 cerniere e solo con profilo PR2513H
maximum leaf weight: 100 kg - n° 3 hinges and only with PR2513H section

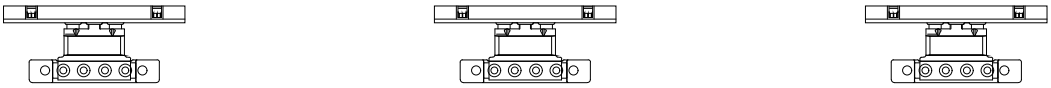

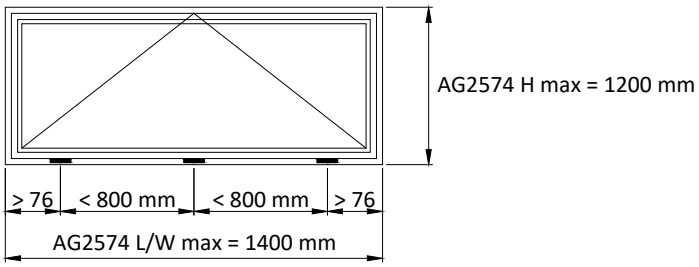

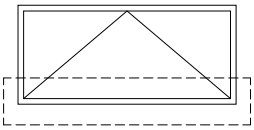

solo con profilo PR2513H
only with PR2513H section

2 cerniere
peso massimo anta 70 kg
3 cerniere
peso massimo anta 100 kg

2 hinges
maximum leaf weight 70 kg
3 hinges
maximum leaf weight 100 kg

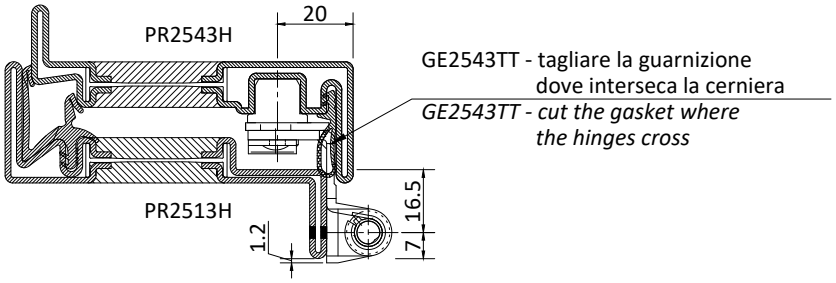

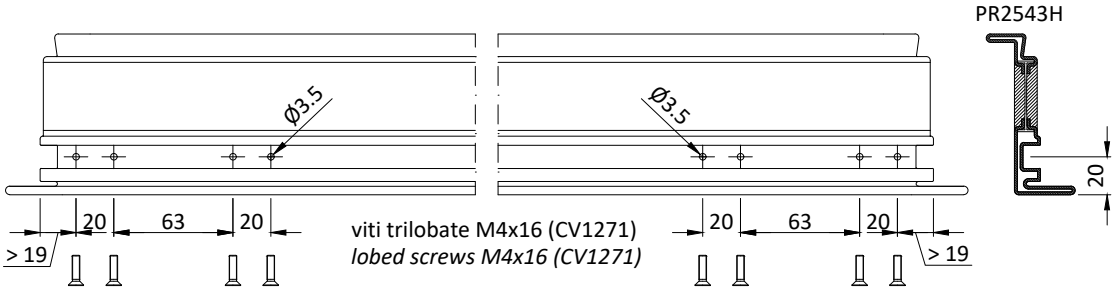

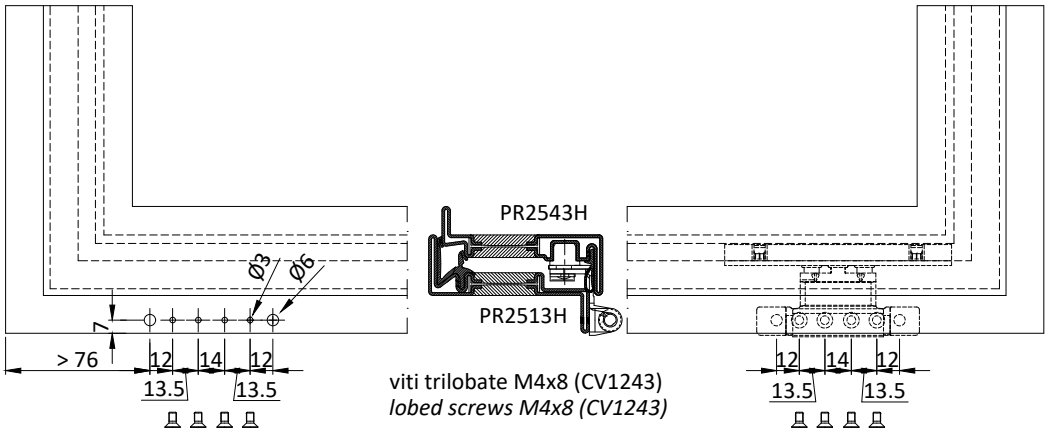

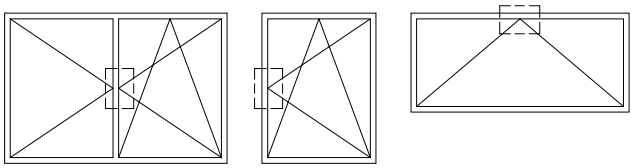

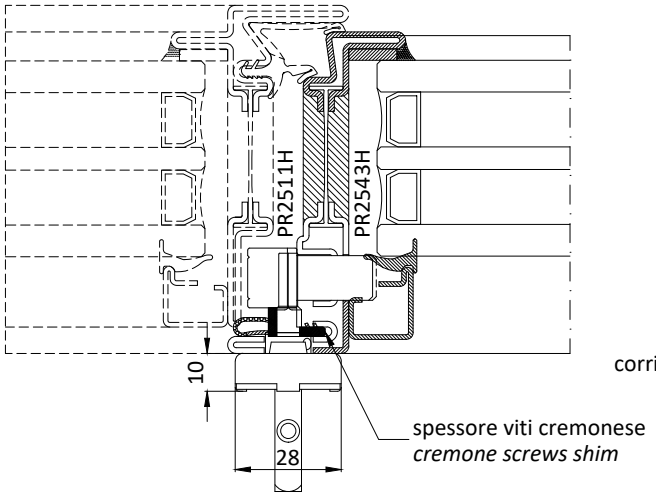

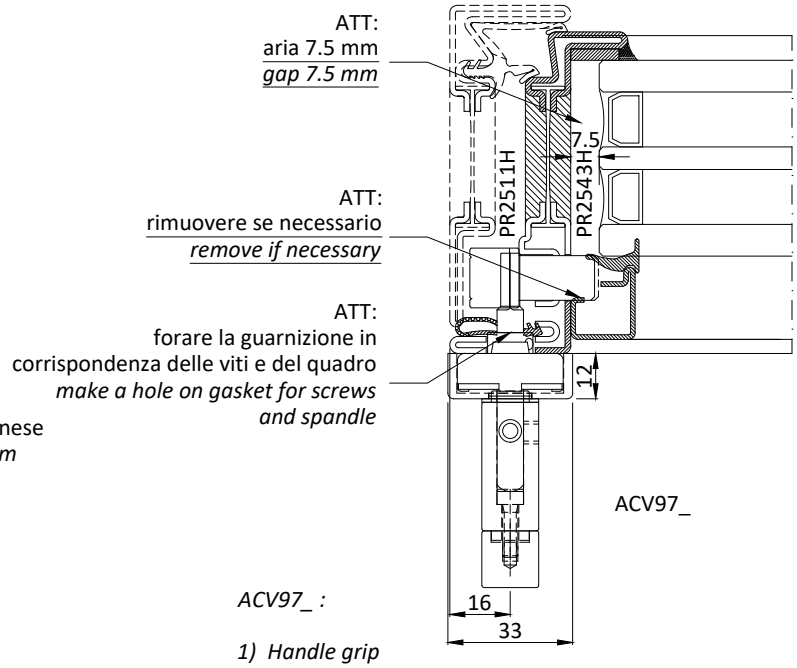

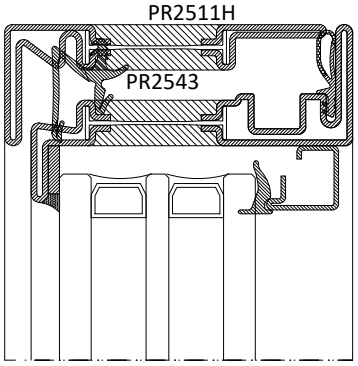

ACV97_ :

1) Impugnatura
2) Rondella
3) Rosetta
4) Grano M6x6
5) Vite TP M5x50 (non fornite)
6) AC2556 Movimento DK

ACV97_ :

1) Handle grip
2) Ring
3) Rose
4) Dowel M6x6
5) Flat head screws M5x50 (not supplied)
6) Tilt-turn movement AC2556

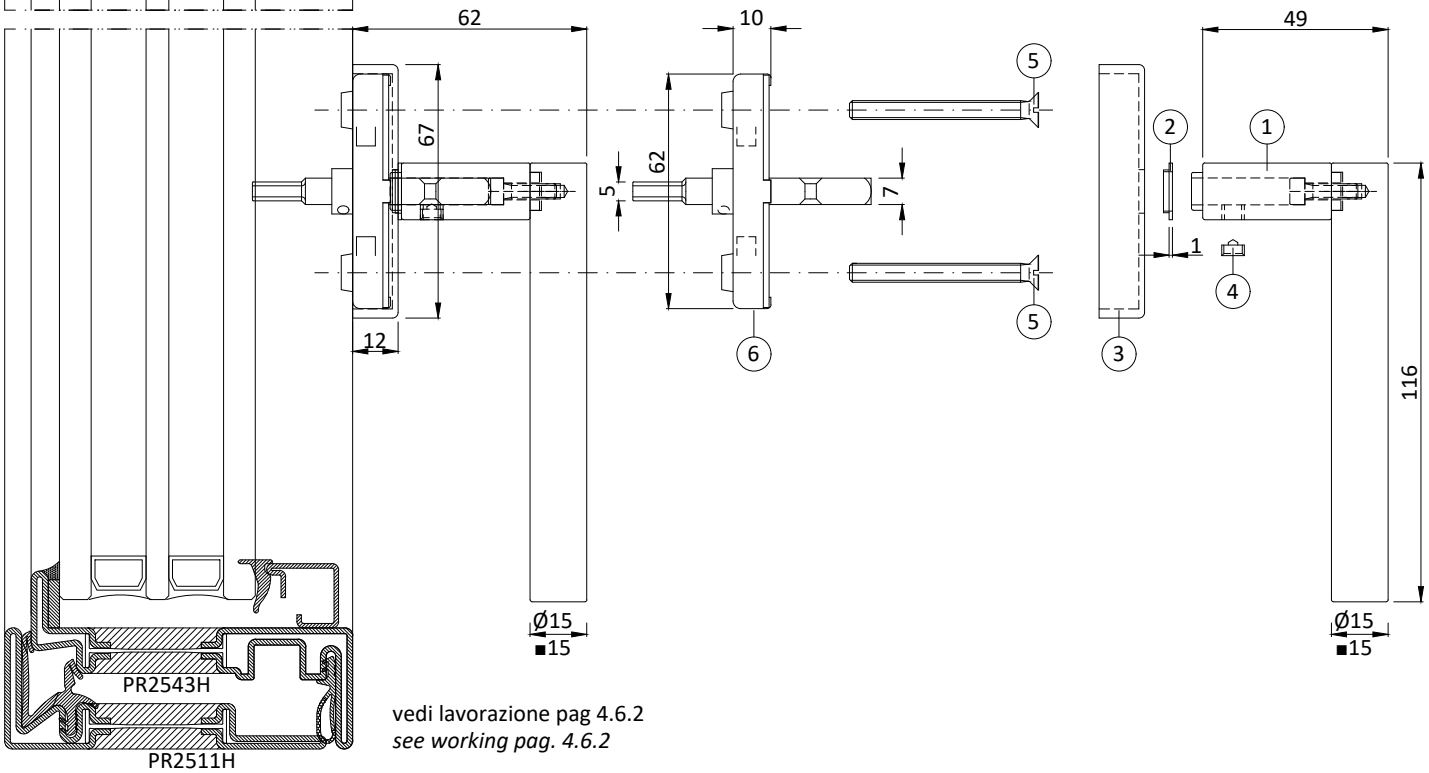

vedi lavorazione pag 4.6.2
see working pag. 4.6.2

Finestra | *Window*

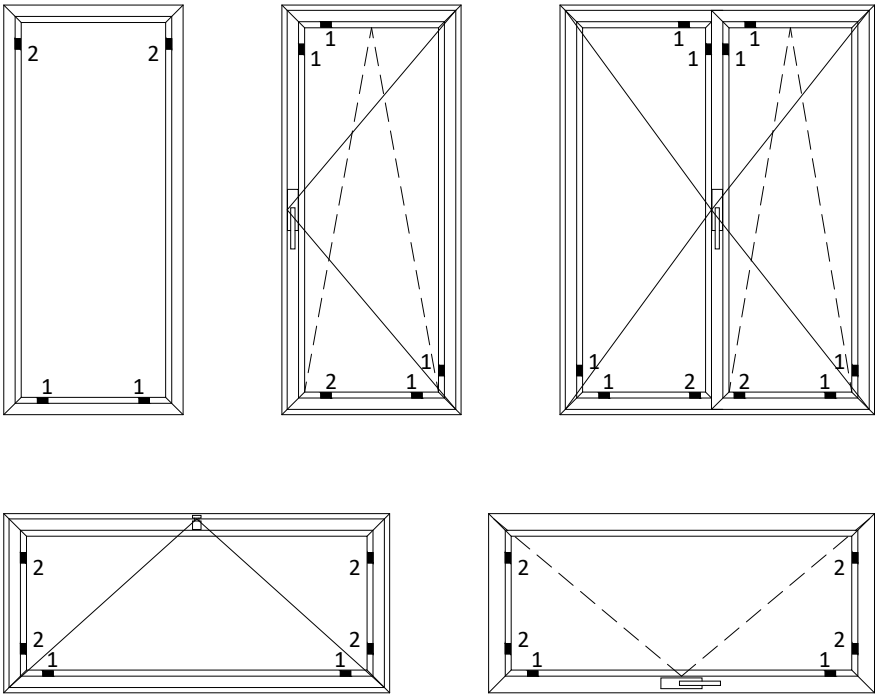

1) spessore portante | *carry shim*

2) spessore distanziatore | *compensation shim*

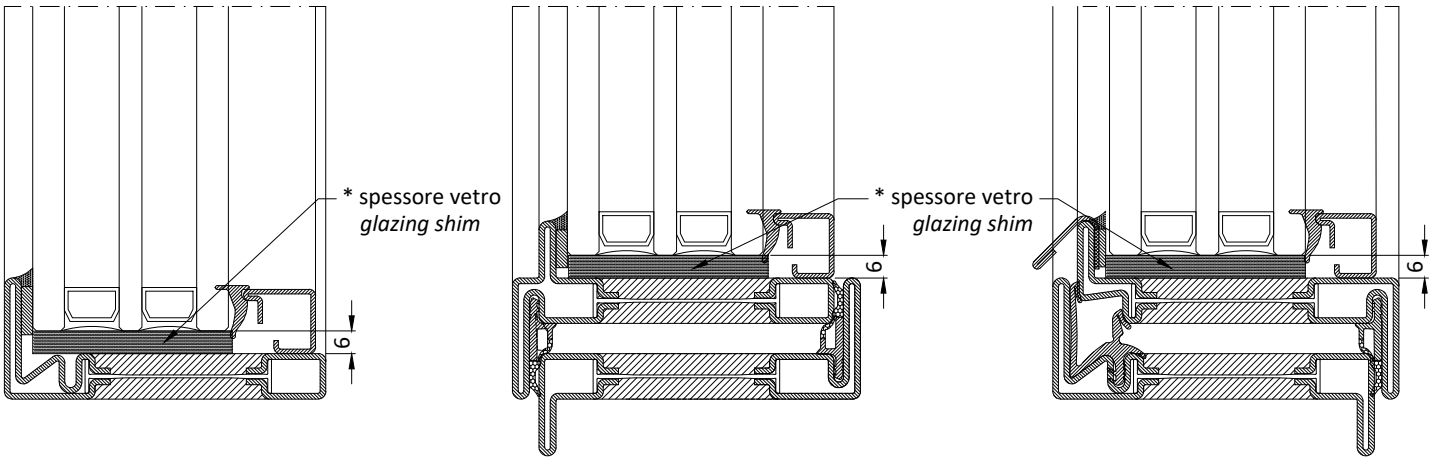

Note / *Note*

- La larghezza degli spessori è almeno pari o maggiore (+2 mm) dello spessore del vetro installato.
- *The shims width is the same or bigger (+2 mm) than the installed glas spacer.*

- La posizione degli spessori deve essere garantita dall'utilizzo di materiale adeguato che ne eviti la migrazione.
- *The shims position has to be provided by using an appropriate material which avoids any movements.*

* spessori vetro non inclusi - *glazing shims not included*

Porta | Door

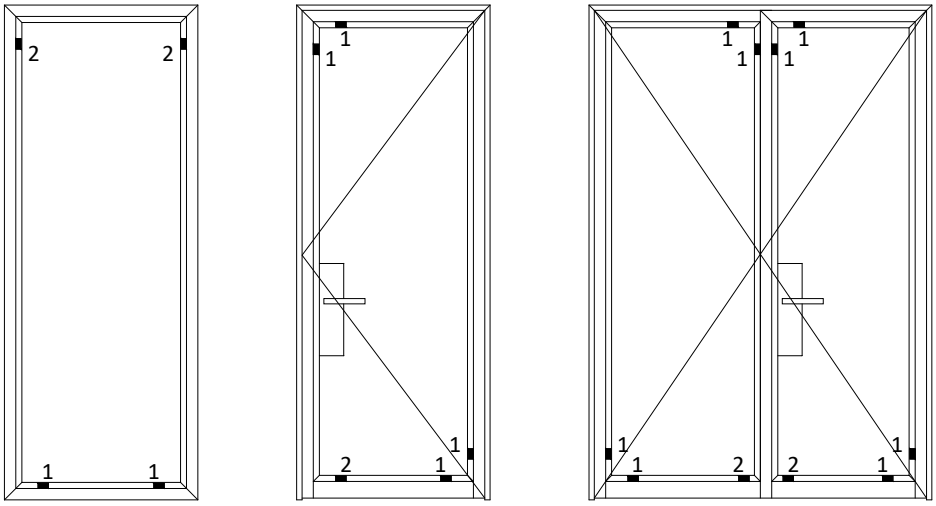

1) spessore portante | *carry shim*

2) spessore distanziatore | *compensation shim*

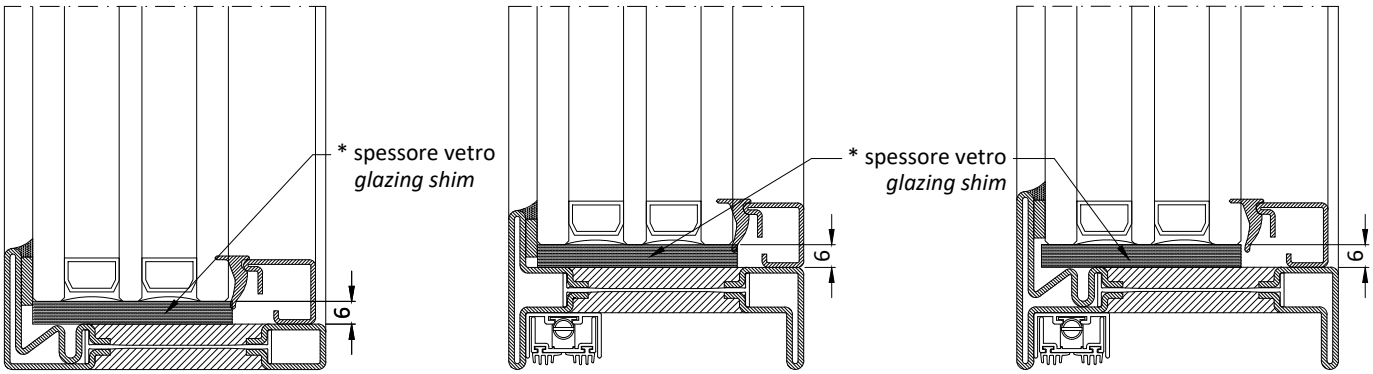

Note / *Note*

- La larghezza degli spessori è almeno pari o maggiore (+2 mm) dello spessore del vetro installato.
- *The shims width is the same or bigger (+2 mm) than the installed glas spacer.*

- La posizione degli spessori deve essere garantita dall'utilizzo di materiale adeguato che ne eviti la migrazione.
- *The shims position has to be provided by using an appropriate material which avoids any movements.*

* spessori vetro non inclusi - *glazing shims not included*

Generalità
I sistemi progettati e sviluppati dalla Secco Sistemi sono idonei per la fabbricazione di un'ampia gamma di serramenti, vetrate e facciate in metallo. I sistemi sono rivolti ad aziende esperte e professionali nel campo della lavorazione dei metalli e della costruzione di serramenti e facciate, che sono a conoscenza delle normative di riferimento, delle direttive e delle specifiche tecniche del fornitore del sistema, nonché delle fondamentali regole dell'arte per la produzione e installazione di questi manufatti. Tutta la documentazione tecnica fornita costituisce un riferimento per i tecnici qualificati delle aziende al fine di indicare le modalità per la costruzione dei prodotti. In ogni caso i tecnici qualificati devono analizzare criticamente le indicazioni riportate per verificarne la loro adeguatezza per ogni singola commessa in relazione ai carichi, agli stress previsti e alle condizioni di messa in opera, essendo impossibile riportare in questa documentazione tutte le varianti riscontrabili nei progetti reali.

Tolleranze
OS2 85 è composto da una serie di profili dalle ridottissime dimensioni e prevede un accoppiamento dei telai esterni con le ante apribili con distanza di 8 mm. Per garantire il corretto funzionamento degli accessori e delle guarnizioni le lavorazioni devono essere eseguite con particolare attenzione e precisione: si consiglia di mantenere la tolleranza per la dimensione degli elementi apribili compresa tra +0/-1 mm e la tolleranza per il sormonto degli stessi compresa tra +0/+0.5 mm.

Taglio/Lavorazioni
I profili OS2 85 in acciaio, acciaio inox e corten possono essere tagliati con le normali troncatrici a disco utilizzate per i tubolari in acciaio, mentre per il taglio dei profili in ottone possono anche essere utilizzate troncatrici utilizzate per le serie di alluminio. Vista la loro particolare dimensione e forma si consiglia di utilizzare le ganasce di taglio previste dal sistema (AT2800) per assicurare una perfetta stabilità dei profili durante il taglio. La verifica del taglio sia per la sezione inclinata a 45° che per la sezione verticale a 90° dovrebbe garantire una tolleranza compresa tra -1°/+1°. Tutte le lavorazioni devono essere eseguite con il rispetto della seguente nota tecnica ed eventuali modifiche concordate con l'ufficio tecnico Secco Sistemi.

Saldatura
I profili OS2 85 possono essere saldati con i tradizionali sistemi di saldatura (MIG/MAG, TIG), con un idoneo sistema di lubrificazione/refrigerazione e utilizzando le istruzioni presenti nella presente nota tecnica ed evitando di saldare in prossimità della giunzione a taglio termico. L'eventuale riscaldamento del poliuretano libera sostanze gassose a base di aldeidi e CO: per tale ragione si consiglia di saldare con gli appositi DPI previsti e in zone con sufficiente areazione e in presenza di sistema per l'evacuazione dei fumi. I profili in corten devono essere saldati con apposito filo in corten mentre per i profili in ottone si può utilizzare un filo CuSi3. Si raccomanda di saldare in profondità e senza lasciare fori e porosità le aree in contatto, di lisciare e pulire adeguatamente la superficie saldata per garantire una corretta resistenza strutturale all'angolo e permettere una successiva verniciatura senza imperfezioni estetiche visibili (pori e ondulazioni).

Verniciatura/Brunitura
I profili OS2 85 sono stati progettati per essere verniciati a polveri in forni con temperature di 180°C per 25 minuti. La zona a taglio termico in poliuretano non è in grado di accogliere con sufficiente adesione le polveri poliesteri e perciò si consiglia di ricoprire tali zone, nelle sole parti destinate ad essere in vista, con apposite pellicole adesive idonee al passaggio in forno (SA1024/33). I telai prima della verniciatura o della brunitura devono essere forati come da istruzioni presenti in questa nota tecnica per permettere la fuoriuscita dei liquidi utilizzati durante il pretrattamento delle superfici. All'uscita del forno di polimerizzazione della polvere i telai vanno rimossi accuratamente e adagiati in posizione piana sino al loro completo raffreddamento.
Si consiglia di seguire il ciclo di pretrattamenti e verniciatura presente nella documentazione Secco Sistemi.

Vetrazione
Il sistema di fissaggio del vetro prevede l'utilizzo di fermavetri agganciati all'interno tramite clips o boccole interne e mandati in pressione con l'incastro dell'apposita guarnizione e all'esterno, l'utilizzo di siliconatura o inserimento della guarnizione adesiva GE2606 (il sistema con sigillatura è da utilizzarsi quando le ante superano 1 m^2 di superficie per garantire una maggior rigidità del pannello vetrato). Per il corretto funzionamento del sistema si suggerisce di verificare la perfetta compressione delle guarnizioni interne del fermavetro e la mancanza di imperfezioni lungo il perimetro della siliconatura esterna.

Installazione
La corretta installazione deve garantire il mantenimento delle performance dichiarate nella marcatura CE e testate in laboratorio. Si consiglia di progettare un corretto numero di fissaggi in relazione al tipo di controtelaio/muratura esistente e alle dimensioni degli elementi da installare. Al termine dell'istallazione si verifichi il corretto funzionamento del serramento (facilità di apertura-chiusura, stabilità dell'anta aperta a riposo, etc.), il rispetto delle fughe e del sormonto tra ante apribili e telai fissi, il regolare posizionamento delle guarnizioni e delle sigillature, il drenaggio del giunto aperto e la mancanza di difetti estetici sulle superfici del telai e del vetro.

General information
The systems designed and developed by Secco Sistemi are suitable for the manufacturing of a wide range of doors, windows and shutters, as well as faces or facades in metal. The systems are designed for professional and expert companies in the metal-working sector and that of construction of doors, windows, shutters and facades. These companies are well aware of the specific regulations and the directions and technical specifications of the system supplier, and also the fundamental rules of the art of manufacturing and installing these products. All the technical documentation provided furnishes a source of reference for the qualified technicians of the companies, giving indications as to how the products should be constructed. These qualified experts must critically analyse the indications to verify their adequacy for each single order in terms of load, stress and conditions of installation, particularly as this documentation cannot provide for all the different variations that may be found in projects.

Tolerance
OS2 85 is made of a series of very thin profiles. It provides coupling of external frames with opening leaves with a distance of 8 mm. To ensure the correct use of hardware and gaskets the processing must be performed with great care and precision. It is advised to keep the tolerance between +0/-1 mm for opening elements and between +0/+0.5 mm for their overlapping area.

Cut / Processing
OS2 85 profiles in steel, stainless steel and corten can be cut with normal saws, like the ones used for steel pipes. OS2 85 profiles in brass can be cut with saws used for aluminium. Given their dimension and size, it is recommended to use the cutting jaws provided with the system (AT2800) to ensure perfect stability during the cutting procedure. In order to verify the correctness of the cut, the tolerance of both the 45° and the 90° sections must be between -1°/+1°. Processing must be performed in line with this technical note and any variation agreed with Secco Sistemi's Technical Department.

Welding
OS2 85 profiles can be welded with the traditional systems (MIG/MAG, TIG), with an appropriate lubricating/cooling system and according to the instructions as per this technical note. Avoid welding near the thermal break joint. Heating any polyurethane items releases gaseous substances containing aldehydes and CO. For this reason it is recommended to weld with the special DPIs provided and in areas with sufficient ventilation and with fumes disposing systems. The corten profiles must be welded with special corten wire, while for profiles in brass a CuSi3 wire can be used. It is recommended to weld in depth, to avoid leaving any holes or porosity on the surfaces and to smooth and clean the welded surface thoroughly. This is to guarantee a proper structural resistance at the corner and to allow for a later painting without any visible imperfections (pores and ripples).
The proper set up must guarantee that the performance in the CE marking and verified in the lab will remain constant. It is advised

Painting/Burnishing
OS2 85 profiles have been designed to be painted with the powder coating technique in industrial ovens at temperatures of 180°C for 25 minutes. The thermal break area is not designed to absorb polyester powders and therefore it's advised to cover the visible areas with appropriate industrial-oven-resistant adhesive films (SA1024/33). Holes must be drilled (as per instructions) in the frames before painting or burnishing in order to allow drainage of any liquid used as a pre-treatment of the surfaces. Once out of the oven, the frames must be accurately removed and laid in a horizontal position until complete cooling.
It is advised to follow pre-treatment and painting cycles as outlined in Secco Sistemi documentation.

Glass application
The glazing unit is secured by means of glazing beads which must be fixed by pressure with the dedicated clips or bushings to then fit the appropriate gasket.
Externally, the glazing unit must be sealed with GE2606 or by applying silicone on the whole perimeter (the latter is recommended when the glazed surface is greater than 1 sqm in order to guarantee a higher rigidity of the glazing unit).
In order to ensure the correct behaviour of the system, it is recommended to verify the proper pressurization of the internal glass bead gaskets and that the external silicone perimeter is completely free of imperfections.

Set up
The proper set up must guarantee that the performance in the CE marking and verified in the lab will remain constant. It is advised to design a correct series of set ups with reference to the existing type of subframe/brickwork and to the dimensions of the elements to set up. Once the set up is finished, you should verify the proper behaviour of the window/door (easiness of opening/closing, stability of the open leaf, etc.), the correctness of joints and overlapping areas between opening leaves and fixed frames, the proper positioning of gaskets and seals, the drainage of frames with weep system and the absence of any aesthetic defects on the frame and glass surfaces.

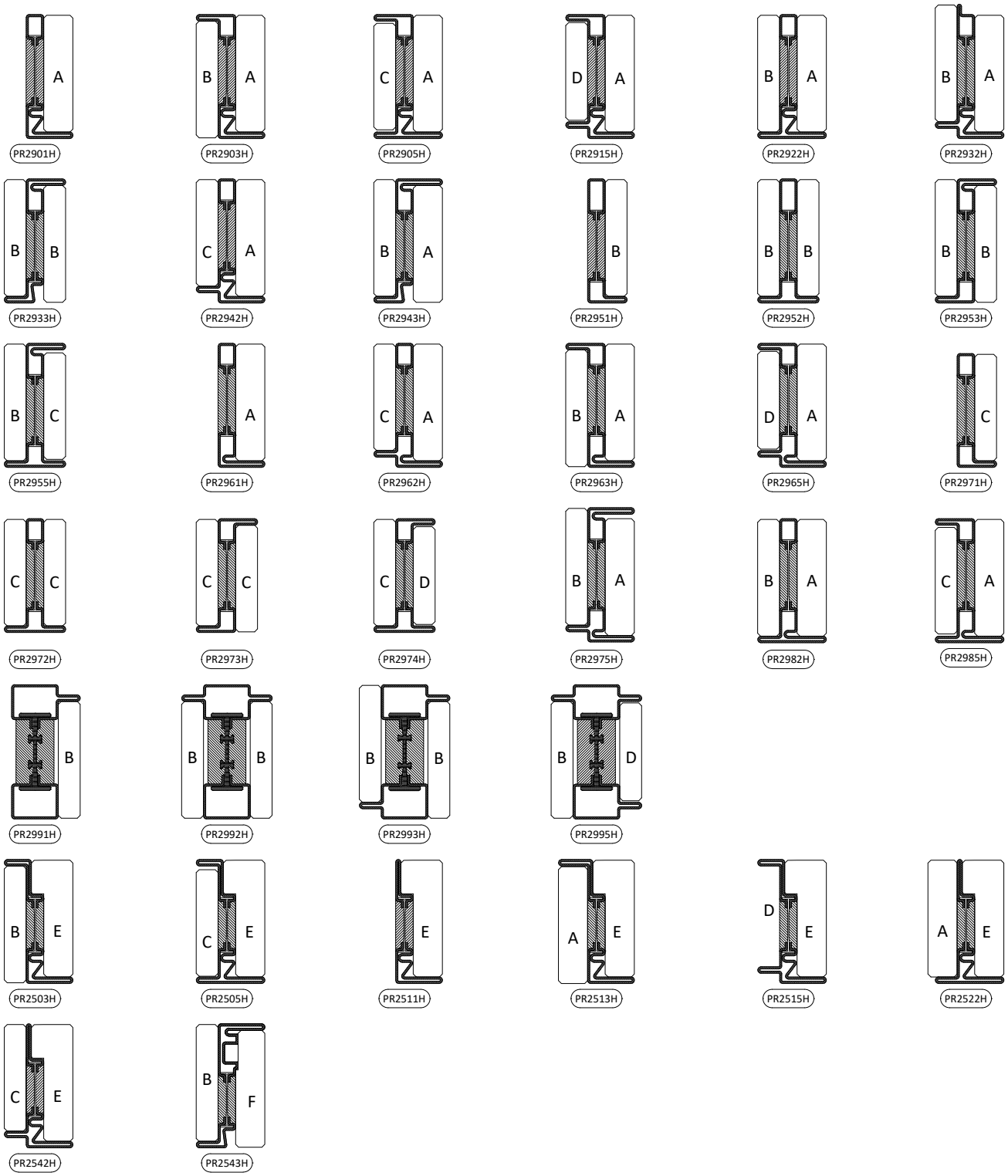
A
PR2901H
B A
PR2903H
C A
PR2905H
D A
PR2915H
B A
PR2922H
B A
PR2932H
B B
PR2933H
C A
PR2942H
B A
PR2943H
B
PR2951H
B B
PR2952H
B B
PR2953H
B C
PR2955H
A
PR2961H
C A
PR2962H
B A
PR2963H
D A
PR2965H
C
PR2971H
C C
PR2972H
C C
PR2973H
C D
PR2974H
B A
PR2975H
B A
PR2982H
C A
PR2985H
B
PR2991H
B B
PR2992H
B B
PR2993H
B D
PR2995H
B E
PR2503H
C E
PR2505H
E
PR2511H
A E
PR2513H
D E
PR2515H
A E
PR2522H
C E
PR2542H
B F
PR2543H

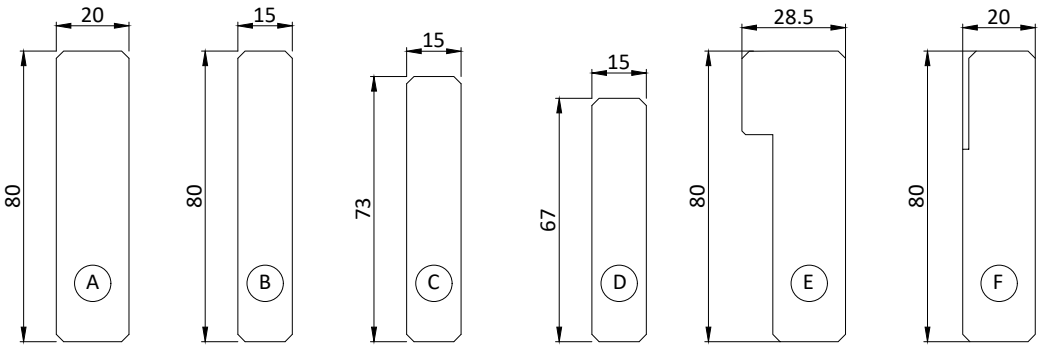
20
80
A
15
80
B
15
73
C
15
67
D
28.5
80
E
20
80
F

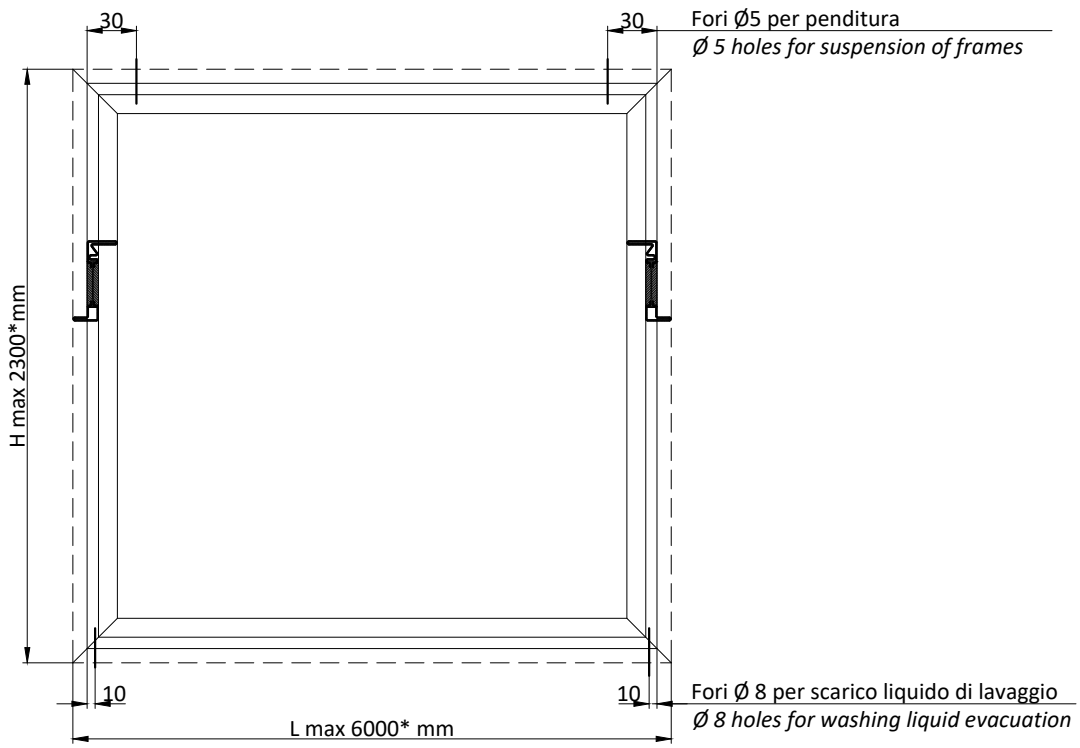

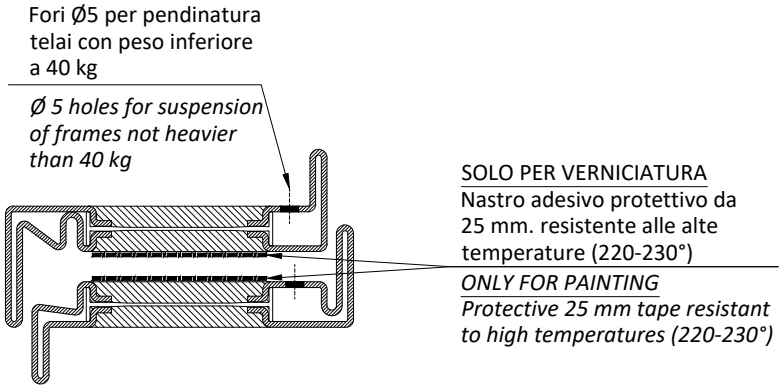

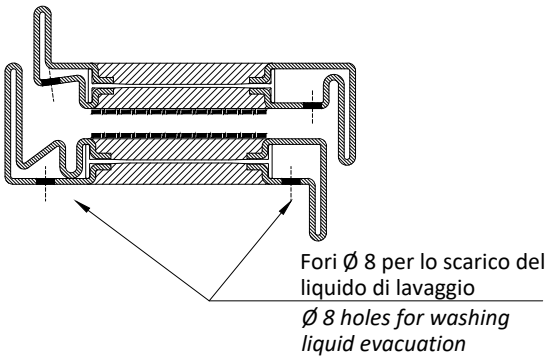

SOLO PER BRUNITURA

Preparare il profilo da trattare pulendolo con una paglietta tipo Scotch Brite in modo da ottenere superfici lucide e uniformi.

Movimentare il prodotto carteggiato con cautela per non danneggiare la finitura superficiale e non toccare a mani nude il profilo per ottenere un trattamento di brunitura uniforme.

ONLY FOR BURNISHING

Prepare the profile grinding it with a Scotch Brite wool in order to obtain uniform surfaces.

Ease profiles carefully to avoid any damages on the surface as well as do not touch it with hands to allow an uniform burnishing.

* Dimensioni massime disponibili nell'impianto di Secco Sistemi
Maximum available size in the Secco Sistemi plant

Troncatrice

caratteristiche minime della macchina

- Potenza: 1.8 – 2.5 kW;
- Possibilità di taglio a 45° nei due sensi e a 90°;
- Velocità di taglio ideali: 15-30 giri/min per acciaio inox;
  60-90 giri/min per acciaio zincato e corten,
  90 giri/min o superiori per bronzo (OT/67);
- Capacita di taglio: 150 x 80 mm a 90°;
  100 mm taglio a 45°.

caratteristiche della lama

- Lama da 350 mm con spessore 2.5 mm;
- N° denti: - 300 per tagli a 45°;
  - 350 per tagli a 90°;
- Materiale: HSS (verificare materiali di commercio con finiture che migliorano la durata delle lame).

NB: è possibile tagliare la lega OT/67 con le stesse macchine dell'alluminio.

Pantografo

caratteristiche minime della macchina

- Mandrino con velocità regolabile 2000-11000 giri/min (per un corretta lavorazione su acciaio inox è necessario operare a n° ridotto di giri < 4000);
- Struttura in ghisa adatta al taglio acciaio;
- Testata pesante per limitare le vibrazioni;
- Chiusura del profilo da lavorare con morse.

caratteristiche minime delle frese

- Materiale: HSS (verificare materiali di commercio con finiture che migliorano la durata delle frese);
- Frese a 4 denti;
- Frese con diametro 5 mm per le lavorazioni di scasso.

Forature

montaggio componenti di chiusura e movimentazione sui profilati in acciaio inox

- Forare con punte da trapano HSS del diametro indicato sulla corrispondente tavola tecnica;
- Maschiare il foro con vite autofilettante zincocromata avente diametro corrispondente alla vite inox fornita nel kit con l'articolo da montare;
- Posizionamento e fissaggio definitivo dell'articolo con le viti inox in dotazione.

fresatura di cave e asole sui profili inox

- Adoperare macchine (pantografi o fresatrici) adeguate alle lavorazioni dell'acciaio;
- Regolazione del numero di giri max (3000 giri/1');
- Impiego di frese di diametro massimo di 8mm a 4 pale in acciaio HSS;
- Abbondare con la lubrificazione, concentrata sull'utensile;
- Ridurre l'avanzamento fino ad accertare un taglio il più regolare possibile;
- È normale un'usura accelerata dell'utensile.

Cutter

Minimum requirements for the use of the machine

- Power: 1.8 – 2.5 kW;
- Possibility of cutting at 45° in both directions and at 90°;
- Ideal cutting speed: 15-30 rmp for stainless steel;
  60-90 rmp for galvanised and corten steel;
  90 rmp or higher for bronze (OT/67);
- Cutting capability: 150 x 80 mm at 90°;
  100 mm cut at 45°.

Blade specifications

- 350 mm blade with a 2.5 mm thickness;
- Number of teeth: 300 for 45° cut;
  350 for 90° cut;
- Material: HSS (please verify availability of longer lasting material on the market).

Note: OT/67 alloy can be cut with machines made for aluminum.

Phantograph

Minimum requirements for the use of the machine

- Mandrel with a 2000-11000 rmp adjustable speed (for a proper stainless steel processing a slower speed is required i.e.<4000 rpm);
- Machine should be made of cast iron suitable for steel cutting;
- Heavy head in order to limit vibrations;
- Secure the profile to be processed in jaws.

Minimum requirements for the use of a milling machine

- Material: HSS (please verify availability of longer lasting material on the market);
- Use a 4-tooth milling machine;
- Use a milling machine with a 5-mm diameter for groove processing.

Drilling

How to mount closing and moving components on a stainless steel profile

- Use a HSS drill. The diameter of the drill is indicated in the technical note;
- Thread the hole with self-threading zinc-plated screws with the same diameter as the stainless steel screw provided with the kit;
- Position and secure the item with the stainless steel screws provided.

Milling slots and loops in the profiles

- Use machines designed for steel processing (pantographs or milling machines);
- Max rpm setting (3000 rpm);
- Use milling machines with a diameter no bigger than 8 mm and with 4 HSS steel blades;
- Exceed with lubrication, mainly on the machine;
- Processed slowly until the milling is as clean as possible;
- Expect a fast wearing of the machine.

APERTURA INTERNA | *INWARD OPENING*

sinistra | *left*

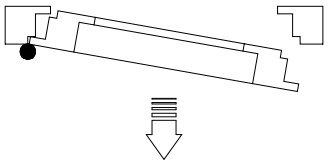

vista interna | *inside view*

destra | *right*

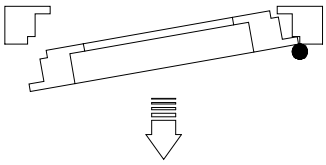

vista interna | *inside view*

Codice *Code*	Profilo anta *Leaf profile*
Kit cremonese | *Cremone bolt*	
AC 2623 S	PR2933H
AC 2624 S	PR2933H-PR2943H
AC 2625 S	PR2943H
Cerniere | *Hinges*	
AC 2629.S	PR2933H
AC 2649.ISED	PR2943H
Serratura multipunto | *Multi-lock set*	
AC 2694 S	PR2933H-PR2943H

Codice *Code*	Profilo anta *Leaf profile*
Kit cremonese | *Cremone bolt*	
AC 2623 D	PR2933H
AC 2624 D	PR2933H-PR2943H
AC 2625 D	PR2943H
Cerniere | *Hinges*	
AC 2629.D	PR2933H
AC 2650.IDES	PR2943H
Serratura multipunto | *Multi-lock set*	
AC 2694 D	PR2933H-PR2943H

APERTURA ESTERNA | *OUTWARD OPENING*

sinistra | *left*

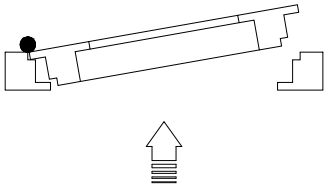

vista interna | *inside view*

destra | *right*

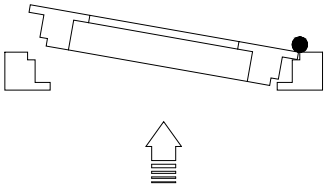

vista interna | *inside view*

Codice *Code*	Profilo anta *Leaf profile*
Kit cremonese | *Cremone bolt*	
AC 2683 S	PR2962H
AC 2684 S	PR2962H
Cerniere | *Hinges*	
AC 2649.IDES	PR2962H
Serratura multipunto | *Multi-lock set*	
AC 2694 D	PR2962H

Codice *Code*	Profilo anta *Leaf profile*
Kit cremonese | *Cremone bolt*	
AC 2683 D	PR2962H
AC 2684 D	PR2962H
Cerniere | *Hinges*	
AC 2649.ISED	PR2962H
Serratura multipunto | *Multi-lock set*	
AC 2694 S	PR2962H

1. Controllo materiale in arrivo / *Incoming equipment Control*

   Verifica visiva dell'intergrità delle barre con attenzione a: / *Profiles wholeness visual control paying attention to:*

   - Strisci profondi / *Deep scratches* — verifica visiva / *visual control*
   - Botte e avvallamenti sulla superficie / *Bumps and dips on surface* — verifica visiva / *visual control*
   - Rettilineità barre / *Profiles straightness tolerance* — 0,002 x L
   - Svergolamento / *Profiles twist tolerance* — 1° x m

2. Taglio barre e controllo barre / *Cut and Control of profiles*
   - Misura lunghezza / *Length measurement* — ±0.5 mm
   - Verifica 45° / *45° Control* — ± 1°
   - Verifica 90° / *90° Control* — ± 1°

3. Lavorazioni su barra / *Section processing*

Finestra / *Window*	Aperture interne / *Inward opening*		Aperture esterne / *Outward opening*	
Fori per cerniere a tre ali *Three-wing hinge holes*	AC2628 sez 4.3.30	AC2648/ACB648 sez 4.3.32	AC2648/ACB648 sez 4.3.33	
Foratura per cerniera a due ali *Two-wing hinge holes*	AC2629.D-S sez 4.3.31	AC2649.ISED-IDES sez 4.3.34-35	AC2649.ISED-IDES sez 4.3.34-35	
Fori e asole per cremonese anta singola *Single leaf windows espagnolette holes*	AC2623D/S sez 4.3.20	AC2625D/S sez 4.3.23	AC2683D/S sez 4.3.24-25	
Fori e asole per cremonese anta doppia *Double leaf windows espagnolette holes*	AC2624D/S sez 4.3.21	AC2624D/S sez 4.3.22	AC2684D/S sez 4.3.26-27	
Fori e asole per chiusura supplementare *Additional locking points slots and holes*	AC2626R sez 4.3.28		AC2626R sez 4.3.29	
Fori per scarico acqua *Water drip holes*	AC2618 sez 4.3.15			
Taglio punta per inversione battuta *Secondary leaf top central joint working*	AC2651 sez 4.3.3-4	AC2652 sez 4.3.5-6	AC2653 sez 4.3.7-8	
Fori inserimento rinforzi cerniere *Hinge reinforcement holes*	- sez 4.3.1		- sez 4.3.2	
Fresatura per catenacci 2° anta *Secondary leaf flush bolt milling*	AC2621G.A-B-C-D-X sez 4.3.45-46		AC2621G.A-B-C-D-X sez 4.3.47	
Fori limitatori apertura per apertura ad anta *Restrictor stays holes*			AC2687 sez 4.3.39-41	
Fresature per compassi sporgere *Stay arm for awning windows milling*			AC2688M sez 4.3.42	
Fresature per limitatori sporgere *Stay arm for awning windows milling*	-	-	AC2690 sez 4.3.44	
Fori staffe per PR2610 *PR2610 coupling brackets holes*	AC2610I sez 4.3.14			
Lavorazione gocciolatoio *Water drip section workink*	PR2620 sez 4.3.17			
Fori fissaggio a muro *Wall mounting holes*	sez 3.3.1-5		sez 3.3.1-5	

Porta / *Door*	Aperture interne / *Inward opening*		Aperture esterne / *Outward opening*	
Fori per cerniere a tre ali *Three-wing hinge holes*	AC2628 sez 4.3.30	AC2648/ACB648 sez 4.3.32	AC2648/ACB648 sez 4.3.33	
Foratura per cerniera a due ali *Two-wing hinge holes*	AC2629.D-S sez 4.3.31	AC2649.ISED-IDES sez 4.3.34-35	AC2649.ISED-IDES sez 4.3.34-35	
Fori e asole per serratura e incontri *Lock and strike slots and holes*	AC2693 sez 4.3.50	AC2694-AC2694R sez 4.3.52	AC2693 sez 4.3.51	AC2694-AC2694R sez 4.3.53
Fori e asole per chiusura supplementare *Additional locking points slots and holes*	AC2695 sez 4.3.54		AC2695 sez 4.3.55	
Taglio punta per inversione battuta *Secondary leaf top central joint working*	AC2651 sez 4.3.3-4	AC2652 sez 4.3.5-6	AC2653 sez 4.3.7-8	
Fori inserimento rinforzi cerniere *Hinge reinforcement holes*	- sez 4.3.1		- sez 4.3.2	

Fresatura per catenacci 2° anta *Secondary leaf flush bolt milling*	AC2621G.A-B-C-D-X sez 4.3.45-46		AC2621G.A-B-C-D-X sez 4.3.47	
Fori fissaggio a muro *Wall mounting holes*	sez 3.3.1-5		sez 3.3.1-5	

4. Assiemaggio / *Assembly*

Finestra / *Window*	Aperture interne / *Inward opening*		Aperture esterne / *Outward opening*	
Costruzione telai				
Inserimento squadrette (profili ottone) – Saldatura / *Brackets insertion (brass section) - Welding*	AC28xx sez 4.4.1-3		AC28xx sez 4.4.1-3	
Sigillatura interna della giunzione (ottone) *Internal joint sealing (brass sections)*	AC28xx sez 4.4.1-3		AC28xx sez 4.4.1-3	
Taglio punta per inversione battuta *Secondary leaf top central joint working*	AC2651 sez 4.3.3-4	AC2652 sez 4.3.5-6	AC2653 sez 4.3.7-8	
Applicazione accessori				
Fori inserimento rinforzi cerniere *Hinge reinforcement holes*	- sez 4.3.1		- sez 4.3.2	
Fori per cerniere a tre ali *Three-wing hinge holes*	AC2628 sez 4.3.30	AC2648/ACB648 sez 4.3.32	AC2648/ACB648 sez 4.3.33	
Foratura per cerniera a due ali *Two-wing hinge holes*	AC2629.D-S sez 4.3.31	AC2649.ISED-IDES sez 4.3.34-35	AC2649.ISED-IDES sez 4.3.34-35	
Saldatura cerniere a saldare *Hinge welding*	AC2631/32 sez 4.4.5	AC2631/32 sez 4.4.6	AC2631/32 sez 4.4.7	
Fori snapper 2° anta *Secondary leaf snapper holes*	AC2622 sez 4.5.6	AC2622 sez 4.5.8		
Fori cerniera a scomparsa vasistas *Concealed hinges for bottom hung window holes*	AC2639 sez 4.5.19			
Fori cricchetto e braccetti vasistas *Finger catch and stay arms for bottom hung window holes*	AC2640/41 sez 4.5.19			
Fori chiusure mediane a scomparsa Concealed medians closures holes	AC2627 sez 4.5.16			
Fori maniglia trascinamento seconda anta *Fixed handle for secondary leaf holes*			AC2680 sez 4.5.20	
Fori limitatori apertura per apertura ad anta *Restrictor stays holes*			AC2687 sez 4.3.39-41	
Fori compassi sporgere *Stay arm for awning windows holes*			AC2688M sez 4.3.42	AC2689 sez 4.3.43
Fori limitatori sporgere *Stay arm for awning windows holes*	-	-	AC2690 sez 4.3.44	

Porta / *Door*	Aperture interne / *Inward opening*		Aperture esterne / *Outward opening*
<u>Costruzione telai / *Frame assembly*</u>			
Inserimento squadrette (profili ottone) – Saldatura / *Brackets insertion (brass section) - Welding*	AC28xx sez 4.4.1-3		AC28xx sez 4.4.1-3
Sigillatura interna della giunzione (ottone) *Internal joint sealing (brass sections)*	AC28xx sez 4.4.1-3		AC28xx sez 4.4.1-3
Taglio punta per inversione battuta *Secondary leaf top central joint working*	AC2651 sez 4.3.3-4	AC2652 sez 4.3.5-6	AC2653 sez 4.3.7-8
<u>Applicazione accessori / *Accessories installation*</u>			
Fori inserimento rinforzi cerniere *Hinge reinforcement holes*	- sez 4.3.1		- sez 4.3.2
Fori per cerniere a tre ali *Three-wing hinge holes*	AC2628 sez 4.3.30	AC2648/ACB648 sez 4.3.32	AC2648/ACB648 sez 4.3.33
Foratura per cerniera a due ali *Two-wing hinge holes*	AC2629.D-S sez 4.3.31	AC2649.ISED-IDES sez 4.3.34-35	AC2649.ISED-IDES sez 4.3.34-35
Saldatura cerniere a saldare *Hinge welding*	AC2631/32 sez 4.4.5	AC2631/32 sez 4.4.6	AC2631/32 sez 4.4.7
Lavorazione per paraspiffero automatico *Automatic door bottom seal installation holes*	AC2636 sez 4.3.48		AC2636 sez 4.3.49

5. Preparazione per verniciatura - brunitura /*Preparation for the powder coating - burnishing*
   a. Fori su telaio per scarichi liquidi pretrattamento — sez 5.1.4
      Holes on frame for the drainage of pretreatment liquid
   b. Marcatura e imballo telai esterni e ante — -
      External frames and leafs branding and packing
   c. Marcatura e imballo telai fermavetro — -
      Glazingbeads frames branding and packing
   d. Marcatura e imballo profili complementari — -
      Additional profiles branding and packing
   e. Imballo scarichi acqua e cerniere — -
      Accessories (water drip, hinges) branding and packing

6. Applicazione accessori e sigillatura / *Hardware and accessories installation and sealing*
   a. Porta / *Door*
      I. Montaggio cerniere / *Hinges installation* — sez 4.3.30-35 | 4.4.5-7
      II. Montaggio serratura e incontri / *Lock and strikes installation* — sez 4.5.24-27
      III. Applicazione paraspiffero automatico / *Automatic door bottom seal installation holes* — sez 4.3.54-55
      IV. Montaggio catenaccio / *Flush bolt installation* — sez. 4.3.45-47
      V. Montaggio guarnizioni di battuta / *Gasket installation*
      VI. Sigillatura angolo nel TT / *Corner joint sealing*
   b. Finestra e fissi
      I. Applicazione e sigillatura guarnizioni giunto aperto / *Sealing of central gasket* — sez 4.5.1
      II. Applicazione scarichi acqua / *water drip installation* — sez 4.5.1
      III. Montaggio cerniere / compassi / vasistas etc / *Hinges and arms installation (side hung, bottom hung, awning, etc)* — sez 4.5.16-23
      IV. Montaggio cremonese e incontri / *Espagnolette installion* — sez 4.5.3-15
      V. Montaggio guarnizioni di battuta / *Gasket installation*

VI. Sigillatura angolo nel TT / *Corner joint sealing*

7. Vetrazione / *Glazing*
   a. Applicazione clips fermavetro / *glazing bead clips installation* — sez 2.9.1-13
   b. Applicazione guarnizione esterna / *External glazing gasket installation*
   c. Applicazione vetro (spessoramento) / *Glazing installation (setting blocks)* — sez 4.7.1-2
   d. Inserimento fermavetri / *Glazing beads application*
   e. Inserimento guarnizione interna fermavetro / *Fit glazing bead to glass gasket*
   f. Verifica corretta compressione guarnizione / *Control of the right compression of the gasket*

8. Controlli su prodotto finito / *Control on finished element*
   a. Verifica distanza tra anta e telaio / *Control of gap between leaf and frame* — +0 +0.5 mm
   b. Verifica sormonto anta su telaio / *Control of leaf surmount* — +0 +1 mm
   c. Verifica sigillature per scarico acqua / *Control of central gasket sealing* — test con acqua su giunto / *test with water*
   d. Verifica funzionamento cremonese/maniglia serratura *Control of hardware functioning*
   e. Verifica finitura superficiale / *Control of surface finishing*

9. Controlli dopo la posa / *Controls after installation*
   a. Verifica corretta installazione telai: squadra, piombo, misure / *Control of alignment and plulmbing of frame and leaf*
   b. Verifica distanza tra anta e telaio / *Control of gap between leaf and frame* — +0 +0.5 mm
   c. Verifica sormonto anta su telaio / *Control of leaf surmount* — +0, +1 mm
   d. Verifica sigillature per scarico acqua / *Control of central gasket sealing* — test con acqua su giunto / *test with water*
   e. Verifica funzionamento cremonese/maniglia serratura *Control of hardware functioning*
   f. Verifica finitura superficiale / *Control of surface finishing*

MATERIALI

ACCIAIO INOX
Materiale
Profilati ricavati da nastro di lamiera di acciaio inox laminato a freddo pre-trattato industrialmente per garantire la massima qualità e uniformità.
Caratteristiche fisiche
AISI 316L Marino (X2 CrNiMo 17-12-2)
Norme di riferimento
EN 10088-2; EU 114
Trattamenti superficiali
Finitura Scotch Brite: ottenuta su nastro AISI 316L (marino) con finitura superficiale 2B con successiva spazzolatura Scoth Brite.

ACCIAIO COR-TEN
Materiale
Profilati ottenuti da nastro in acciaio altoresistenziale, autopassivante (che un tempo veniva commercializzato con il nome Cor-Ten) tale da formare, se esposto all'aria, uno strato di ossido uniforme e stabile che, ricoprendo la lamiera, ne arresta la corrosione atmosferica.
Caratteristiche fisiche
Fe 510 X (C max % 0,12: Si % 0,25-0,75: Mn % 0,20-0,50: P % 0,07-0,15: Cu % 0,25-0,55: Cr % 0,30-1,25: Ni max % 0,65)
Norme di riferimento
EN 10149
Trattamenti superficiali
Dopo la profilatura il materiale viene immerso in speciali bagni ossidanti tali da accelerare la formazione dello strato protettivo. Raggiunta la tonalità desiderata della superficie si procede ad una ceratura di stabilizzazione del materiale.

ACCIAIO ZINCATO VERNICIATO
Materiale
Profilati ottenuti da nastro in lamiera di acciaio zincato a caldo sistema Sendzimir finitura skinpassata
Caratteristiche fisiche
FeP02 GZ 200
Norme di riferimento
UNI EN 10142/3/7; EURONORM 143
Trattamenti superficiali per la verniciatura
La preparazione del supporto zincato si effettua tramite i processi di sgrassaggio, decapaggio e lavaggio in acqua. Segue l'applicazione di uno strato di zinco per fosfatazione seguito da lavaggi in acqua demineralizzata. Infine applicazione della mano a finire con polveri poliestere cotte in forno a 180 °C per 25 minuti.

LEGA DI RAME OT67
Materiale
Profilati ottenuti da nastro di Lega di Rame OT67 laminato a freddo rincrudito allo stato grezzo.
Caratteristiche fisiche
Cu Zn 33 CW 506L (OT 67, 67% rame e 33% zinco)
Norme di riferimento
EN 1652:1999
Trattamenti superficiali
Finitura brunita: dopo la profilatura viene eseguita una ricottura di distensione, quindi la pulitura meccanica con abrasivo e la successiva brunitura per immersione con liquido brunitore; il profilo viene poi lavato e asciugato ed infine protetto mediante trattamento con olio di vaselina.
Finitura lucida: dopo la profilatura viene eseguita una ricottura di distensione e successivamente la lucidatura a specchio.

MATERIALS

STAINLESS STEEL
Materials
Sections processed out of the cold-rolled coils, industrially pre-treated for utmost quality and uniformity.
Physical features
AISI 316L Marino (X2 CrNiMo 17-12-2)
Norms of reference
EN 10088-2; EU 114
Surface treatment
Scotch Brite: obtained on AISI 316L (marine) coil 2B pre-finish with Scotch-Brite post-scrubbing.

CORTEN STEEL
Materials
Sections processed out of highly resistant self-oxidising steel coils – once traded under the name Cor-Ten. If exposed to the open air, it produces a uniform protective layer that reduces weather corrosion.
Physical features
Fe 510 X (C max % 0,12: Si % 0,25-0,75: Mn % 0,20-0,50: P % 0,07-0,15: Cu % 0,25-0,55: Cr % 0,30-1,25: Ni max % 0,65)
Norms of reference
EN 10149
Surface treatment
After forming, sections are plunged into a special oxydising bath to catalyze formation of the protective coating. Once the desired tone obtained, sections are stabilized by a wax coating.

GALVANIZED AND PAINTED STEEL
Materials
Sections processed out of hot galvanized steel coils, band "Sendzimir, skinpassed finishing.
Physical features
FeP02 GZ 200
Norms of reference
UNI EN 10142/3/7; EURONORM 143
Pre-painted surface treatment
The preparation of a galvanised surface in made through several processes: degreasing, pickling an washing. A coating of zinc is then applied through a phosphatising process followed by rinses in demineralised water. A final coat in then applied with polyester powders baked at 180 °C for 25 minutes.

COPPER ALLOY OT67
Materials
Sections processed out of copper alloy coils, industrially cold-rolled.
Physical features
Cu Zn 33 CW 506L (OT 67, 67% *copper* and 33% *zinc*)
Norms of reference
EN 1652:1999
Surface treatment
Burnished finish: after forming, the product is submitted to stress relieving, then to mechanical cleaning with abrasive products and ultimately to burnishing by plunging into a burnishing solution. It is then washed and dried and protected with a vaseline coating.
Glossy finish: after forming, the product is submitted to stress relieveing and then mirror-like polished.

INDICE ANALITICO | SUBJECT INDEX

AC2514.xx 4.3.9-10
AC2556 ..... 4.6.16
AC2608 ..... 2.9.1-3|2.9.5|2.9.11-12
AC2608AR ..... 2.9.4|2.9.11
AC2609AR 2.9.11
AC2610/I 4.3.14
AC2617NG 4.3.15
AC2618.xx ..... 4.3.15|4.5.1
AC2621G.x 4.3.45-47
AC2622 ..... 4.5.6|4.5.8
AC2623.D-S ..... 4.3.20|4.5.3-4|5.3.1
AC2624.D-S ..... 4.3.21-22|4.5.5-8|5.3.1
AC2625.D-S ..... 4.3.23|4.5.9-10|5.3.1
AC2626R ..... 4.3.28-29|4.5.3-10|4.5.12|4.5.14-15
AC2627 ..... 4.5.16
AC2628 ..... 1.2.1-2|4.3.30|4.5.17
AC2629.xx.D-S ..... 1.2.1-2|4.3.31|4.5.17|5.3.1
AC2631.x ..... 1.2.1-4|4.4.5-7
AC2636.x 4.3.48-49
AC2640.xx 4.5.19
AC2641 ..... 4.5.17-18|4.5.19
AC2648.xx ..... 1.2.3-4|4.3.32-33|4.5.18
ACB648.xx ..... 1.2.3-4|4.3.32-33
AC2649.xx.ISED ..... 1.2.3-4|4.3.34-35|4.5.18
AC2649.xx.IDES ..... 1.2.3-4|4.3.34-35|4.5.18
AC2651.xx 4.3.3-4
AC2652.xx 4.3.5-6
AC2653.xx 4.3.7-8
AC2654.xx 4.3.11
AC2658.xx 4.3.12
AC2659.xx 4.3.13
AC2680.xx 4.5.20
AC2683.D-S ..... 4.3.24-25|4.5.11-12|5.3.1
AC2684.D-S ..... 4.3.26-27|4.5.13-14|5.3.1
AC2685.D-S 4.3.36-37
AC2686 ..... 4.3.38
AC2687 ..... 4.3.39-41
AC2688M ..... 1.2.3|4.3.42
AC2689 ..... 1.2.3|4.3.43
AC2690 ..... 4.3.44
AC2693 ..... 4.3.50-51
AC2694.D-S ..... 4.3.52-53|4.5.21-23
AC2694R.D-S ..... 4.3.52-53|4.5.21-23
AC2695.D-S ..... 4.3.54-55|4.5.21|4.5.23
AC2696.xx ..... 4.5.24|4.5.24
AC2697.xx ..... 4.5.24|4.5.24
AC2801I 4.4.2
AC2803I 4.4.1-3
AC2803IR 4.4.1-3
AC2805I 4.4.1-3
AC2805IR 4.4.1-3
AC2811IR 4.4.1-3
AC2815IR 4.4.1-3
AC2822I 4.4.1-3
AC2822IR 4.4.1-3
AC2832I 4.4.1-3
AC2833I 4.4.1-3
AC2843I 4.4.1-3
AC2843IR 4.4.1-3
AC2851I 4.4.1-3
AC2852I 4.4.1-3
AC2853I 4.4.1-3
AC2855I 4.4.1-3
AC2862I 4.4.1-3
AC2865I 4.4.1-3
AC2871I 4.4.1-3
AC2872I 4.4.1-3
AC2875I 4.4.1-3
AC2891I 4.4.1-3
AC2892I 4.4.1-3
AC2895I 4.4.1-3
AC2618 ..... 4.3.15|4.5.1
AC2618NE ..... 4.3.15|4.5.1
ACB219.xx ..... 4.3.15|4.5.1
ACV075 ..... 4.5.27
ACV771.xx 4.5.25
ACV772.xx 4.5.25
ACV773.xx 4.5.25
ACV774.xx 4.5.25
ACV776.xx 4.5.25
ACV777.xx 4.5.25
ACV779.xx 4.5.25
ACV781.xx 4.5.25
ACV782.xx 4.5.25
ACV783.xx 4.5.25
ACV784.xx 4.5.25
ACV786.xx 4.5.25
ACV787.xx 4.5.25
ACV789.xx 4.5.25
ACV793.xx.D-S 4.5.25
ACV871.xx 4.5.25
ACV872.xx 4.5.25
ACV873.xx 4.5.25
ACV874.xx 4.5.25
ACV879.xx 4.5.25
ACV881.xx 4.5.25
ACV882.xx 4.5.25
ACV883.xx 4.5.25
ACV884.xx 4.5.25
ACV889.xx 4.5.25
ACV952.xx 4.5.27
ACV953.xx 4.5.27

ACV954.xx 4.5.27
ACV964.xx 4.5.28
ACV971.xx 4.6.16
ACV972.xx 4.6.16
ACV973.xx 4.6.16
ACV974.xx 4.6.16
ACV976.xx 4.6.16
ACV977.xx 4.6.16
ACV979.xx 4.6.16
AG1386 ..... 4.6.11
AG2524 ..... 4.6.14-15
AG2574.xx 4.6.13-14
AG2578.xx 4.6.1
AG2580 ..... 4.6.14
AG6530 ..... 4.6.10
AGE581.xx ..... 1.2.5|4.6.1|4.6.3|4.6.5
AGE582.xx ..... 1.2.5|4.6.1|4.6.3|4.6.5
AGE585.xx ..... 1.2.5|4.6.1|4.6.4-5
AGE586.xx ..... 1.2.5|4.6.1|4.6.4-5
AT2900H 5.1.3
CV1023 ..... 2.9.6|2.9.11
CV1242 ..... 4.6.5|4.6.8|4.6.11
CV1243 ..... 2.9.7-12|4.6.9|4.6.12-15
CV1244 ..... 4.6.9
CV1271 ..... 4.6.7|4.6.11|4.6.15
CV5012 ..... 2.9.6-12
PR2620 ..... 4.3.17
PR2660 ..... 4.3.18
PR2670 ..... 4.3.19
PR2671 ..... 4.3.19

Secco Sistemi spa
via Terraglio 195
31022 Preganziol TV - Italy
tel. +39 0422 497700
fax +39 0422 497705
info@seccosistemi.it
www.seccosistemi.it

ED. | IT-EN | 03.2023