OS2 75 AS L

CATALOGO TECNICO
TECHNICAL CATALOGUE

versione 09/2023

1 Informazioni generali / *General informations*

Descrizione del sistema / *System description* 1.1.1

Tipologie e limiti dimensionali / *Typologies and dimensional limits* ..... 1.2.1 – 1.2.13

2 Componenti del sistema / *System component*

Profili / *Profiles* ..... 2.1.1 – 2.1.13

Accessori / *Accessories* ..... 2.2.1 – 2.2.2

Ferramenta / *Hardware* ..... 2.3.1 – 2.3.8

Squadrette / *Brackets* ..... 2.4.1 - 2.4.3

Maniglie / *Handles* 2.5.1

Guarnizioni / *Gaskets* ..... 2.6.1 – 2.6.2

Attrezzature / *Working tools* 2.7.1

Prodotti / *Products* ..... 2.8.1 – 2.8.2

Fermavetri / *Glazing beads* ..... 2.9.1 – 2.9.12

3 Tecnica del sistema / *System technique*

Sezioni / *Sections* ..... 3.1.1 – 3.1.40

Attacchi a muro / *Attachment to structure* ..... 3.2.1 – 3.2.11

4 Lavorazioni e ciclo produttivo / *Processing plan*

Distinte di taglio - Lista componenti / *Cutting list - Component list* ..... 4.1.1 – 4.1.33

Telaio - Lavorazione e applicazione accessori/ *Frame - Working and installation accessories* ..... 4.2.1 – 4.2.78

Anta - Lavorazione e applicazione accessori/ *Sash - Production cycle and processing* ..... 4.3.1 – 4.3.91

Motorizzato / *Automated* ..... MC.1 – MC.14

5 Note generali sul processo / *Processing general informations*

Raccomandazioni per la lavorazione / *Working reccomendations* ..... 5.1.1 – 5.1.5

Taglio, asolature, forature / *Cutting, slots, holes* ..... 5.2.1 – 5.2.2

Senso di apertura / *Side opening* ..... 5.3.1 – 5.3.5

Controllo qualità / Quality control activities ..... 5.4.1 – 5.4.2

Materiali e finiture / *Material and finishing* ..... 5.5.1 – 5.5.2

Indice analitico / *Subject index* 5.6.1

OS2 75 AS L è un sistema integrato di accessori, guarnizioni e profilati a **taglio termico** aventi profondità di 84 mm e sezione in vista di 62 mm. Il sistema consente di realizzare serramenti alzanti scorrevoli da una a sei ante, apribili e/o fisse. Il peso massimo delle singole ante è di 250 kg e il sistema installa vetri a doppia camera da 35/51 mm di spessore.
Le prestazioni di tenuta al passaggio di aria e acqua e di isolamento acustico sono ottenute grazie alla compressione dei giunti di tenuta durante la chiusura delle ante. Tali giunti sono progettati con doppia guarnizione di tenuta sui quattro lati, un dedicato profilo soglia per il drenaggio dell'acqua e speciali tamponi in gomma e neoprene posizionati alle estremità verticali del giunto centrale.
Ogni tipologia è provvista di apposita accessoristica di movimentazione e chiusura a scomparsa ed integrata al sistema con chiusure multiple: tutte le soluzioni possono essere motorizzate tramite l'istallazione dei gruppi motore, dedicati e a scomparsa, che ne consentono l'alzata e lo scorrimento.
Le prestazioni del sistema a taglio termico **OS2 75 AS L** sono state testate, nelle configurazioni più estreme di peso e dimensione, dai migliori Laboratori di certificazione Europei secondo le norme di riferimento EN 14351-1.

OS2 75 AS L *is an integrated system of accessories, gaskets and* ***thermally broken*** *cold-rolled profiles with a nominal depth of 84 mm and visible section of 62 mm. The system allows the manufacture of lift-and-slide doors with up to six sashes openable and/or fixed. The maximum weight per sash is 250 kg, and the system can be fitted with a TGU of 35/51 mm thick.*
High performance of the system in terms of air permeability, watertightness and sound reduction is achieved thanks to the compression provided by the sealing joints in closing position. These joints are designed with double sealing gaskets along all four sides, a dedicated threshold profile for water drainage and special rubber and neoprene pads positioned at the top of the central joint.
Each typology comes with a dedicated set of accessories for concealed handling and multi-locking system: all configurations can be automated by means of dedicated and concealed motor units, which allow the lifting and sliding of the system.
The performances of the thermally broken system ***OS2 75 AS L*** *have been tested in the most extreme configurations of weight and size from the best European certification laboratories according to the reference standards EN 14351-1.*

PRESTAZIONI	***PERFORMANCE***
Trasmittanza termica (UNI EN 14351/1)	*Thermal transmittance (UNI EN 14351/1)*
- Uw fino a 1,4 W/m^{2}K	*- Uw up to 1,4 W/m^{2}K*
Resistenza all'aria (UNI EN 12207)	*Air permeability (UNI EN 12207)*
- fino a classe 4	*-up to class 4*
Resistenza all'acqua (UNI EN 12208)	*Watertightness (UNI EN 12208)*
- fino a classe 9A	*-up to class 9A*
Resistenza al vento (UNI EN 12210)	*Resistance to wind load (UNI EN 12210)*
- fino a classe B3	*- up to class B3*
Forze di azionamento (UNI EN 12046/1)	*Operating forces (UNI EN 12046/1)*
- Classe 1 < 100 N	*- Class 1 < 100 N*

Schema | *Type* A

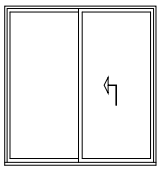

Schema | *Type* A3

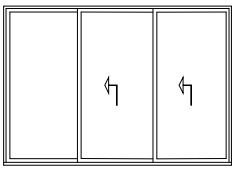

Schema | *Type* B

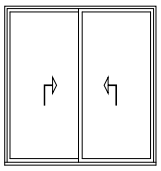

Schema | *Type* B3

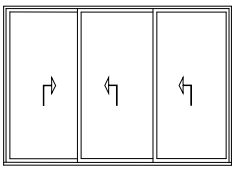

Schema | *Type* C

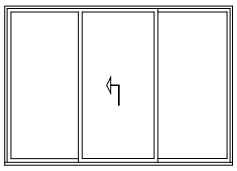

Schema | *Type* C3

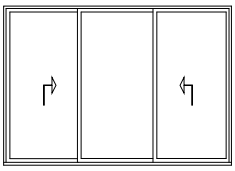

Schema | *Type* E

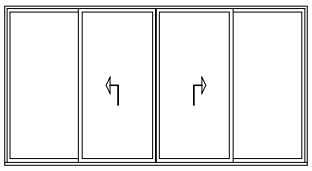

Schema | *Type* E3

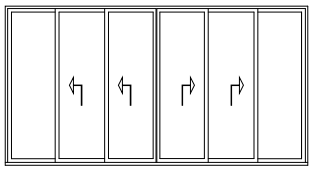

Schema | *Type* F

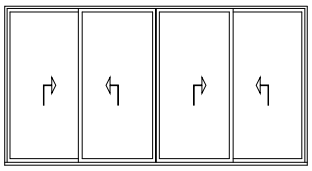

Schema | *Type* F3

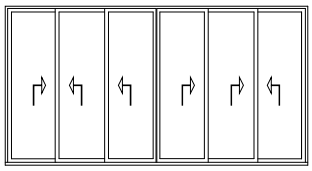

Schema | *Type* S1

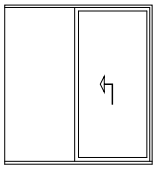

Schema | *Type* T1

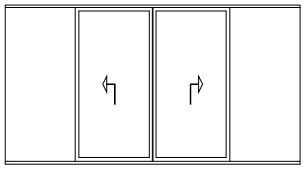

Schema | *Type* S2

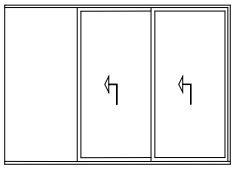

Schema | *Type* T2

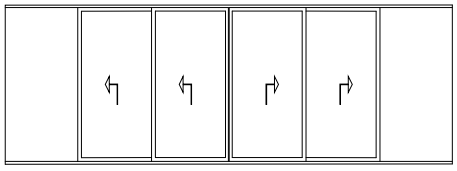

Schema | *Type* S3

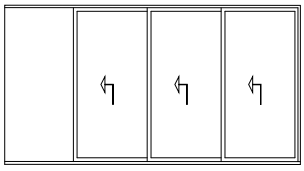

Schema | *Type* T3

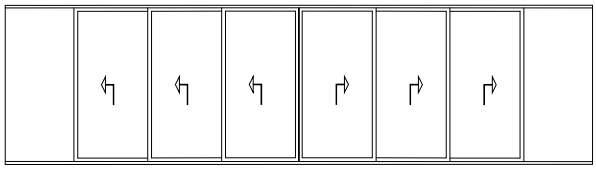

Schema|*Type* A 1 anta scorrevole ed 1 anta fissa
1 sliding and 1 fixed sash

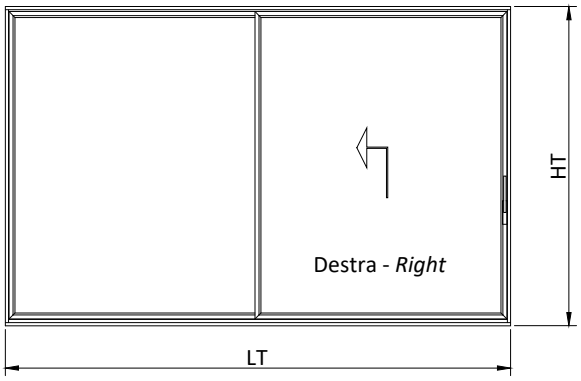

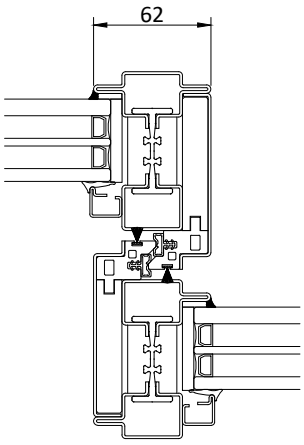

Schema|*Type* B 2 ante scorrevoli
2 sliding sashes

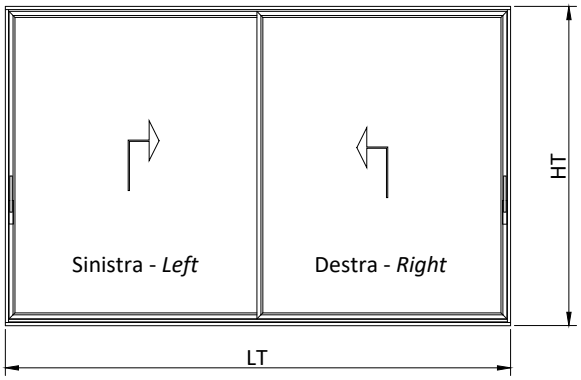

Limiti dimensionali|*Dimensional limits* (mm)

Telaio *Frame*	LT	1396 - 3116	LT
	HT	1227 - 3000	HT
Anta *Sash*	LA	700 - 1560	LT/2 + 2
	HA	1135 - 2908	HT - 92
Peso *Weight*		250 kg	

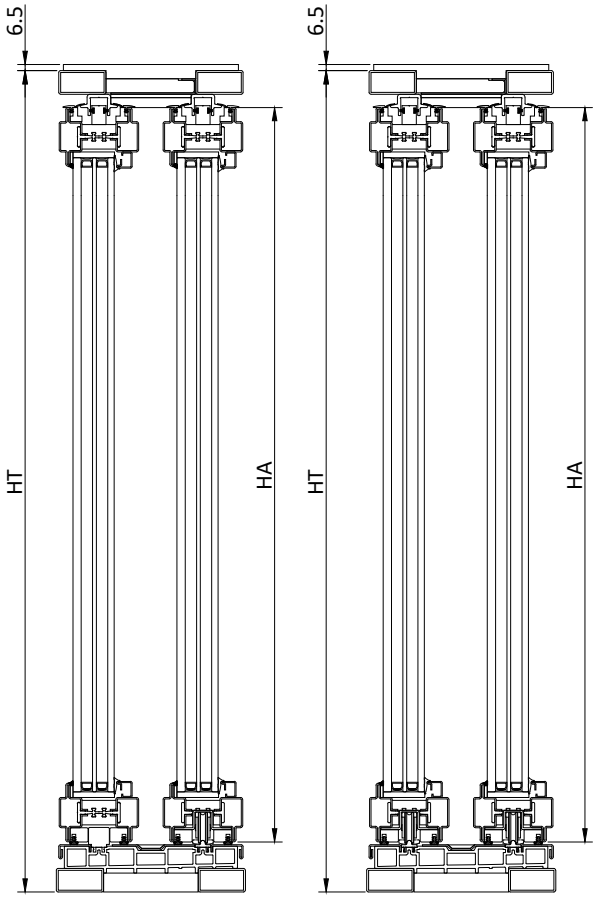

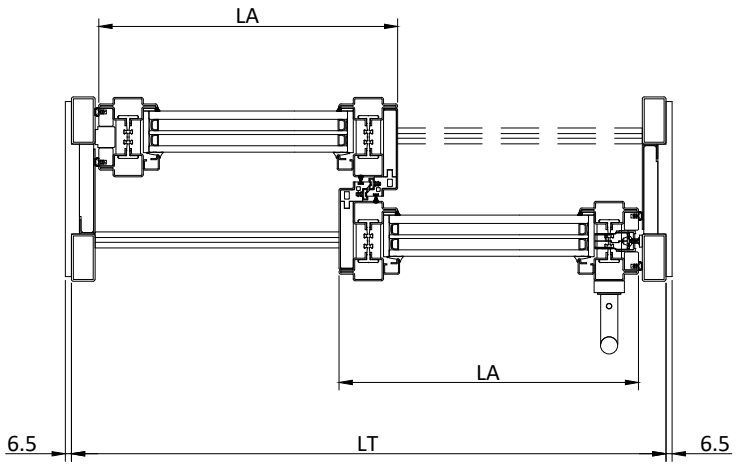

Schema|*Type* C serie di ante fisse e ante scorrevoli
series of fixed and sliding sashes

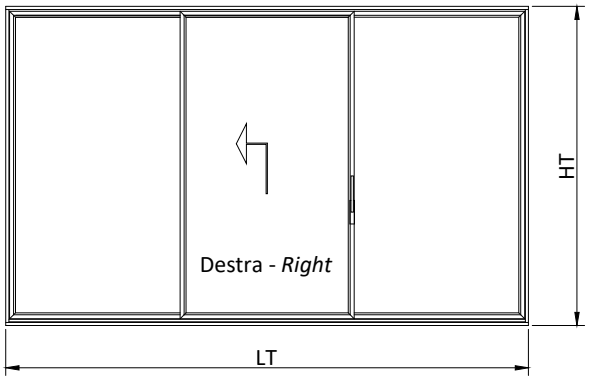

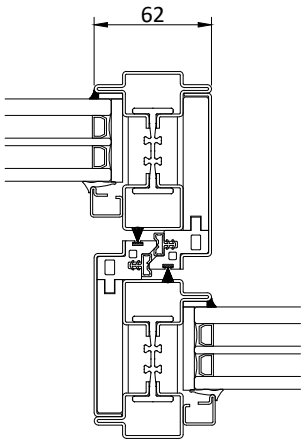

Limiti dimensionali|*Dimensional limits* (mm)

Telaio *Frame*	LT	2034 - 4614	LT
	HT	1227 - 3000	HT
Anta *Sash*	LA	700 - 1560	LT/3 + 22
	HA	1135 - 2908	HT - 92
Peso *Weight*		250 kg	

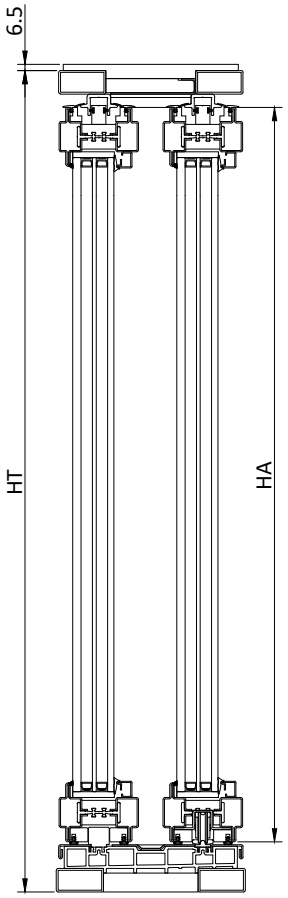

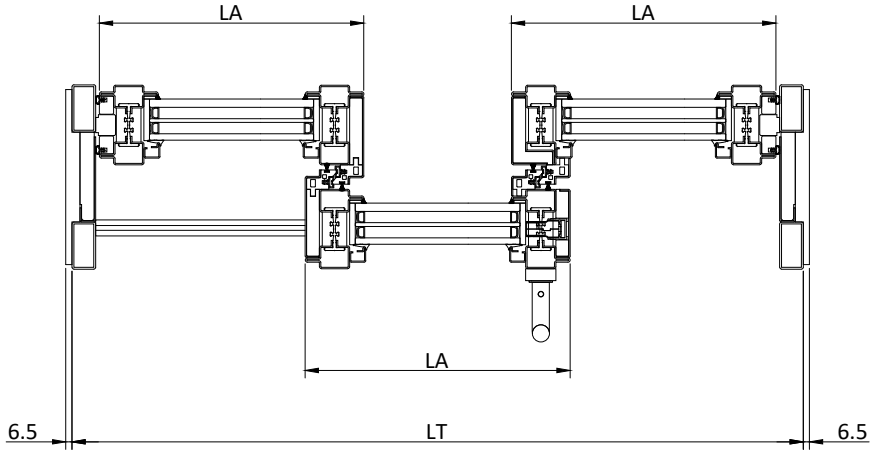

Schema|*Type* E 2 ante scorrevoli e 2 ante fisse
2 sliding and 2 fixed sashes

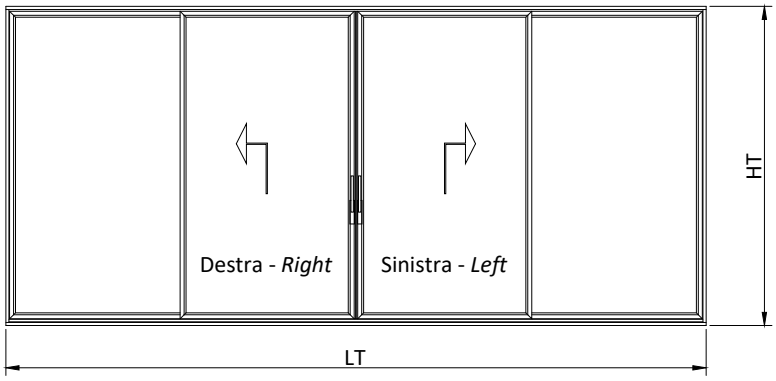

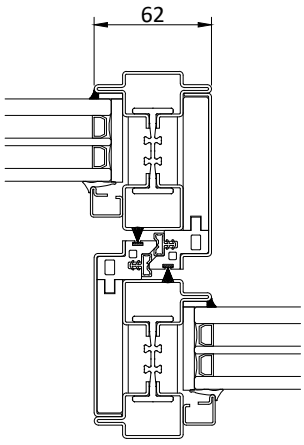

Schema|*Type* F 4 ante scorrevoli
4 sliding sashes

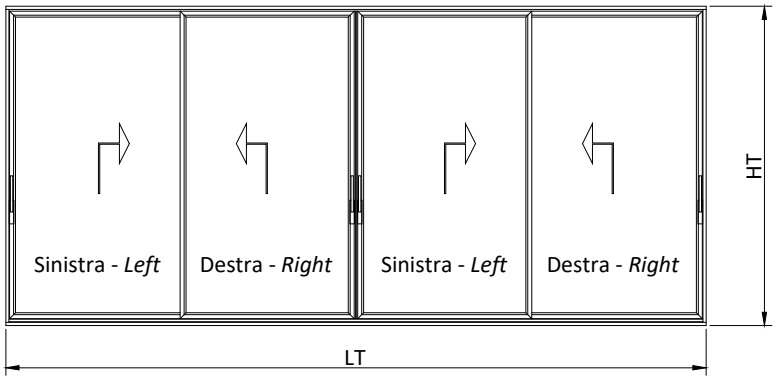

Limiti dimensionali|*Dimensional limits* (mm)

Telaio *Frame*	LT	2738 - 6178	LT
	HT	1227 - 3000	HT
Anta *Sash*	LA	700 - 1560	LT/4 + 15.5
	HA	1135 - 2908	HT - 92
Peso *Weight*		250 kg	

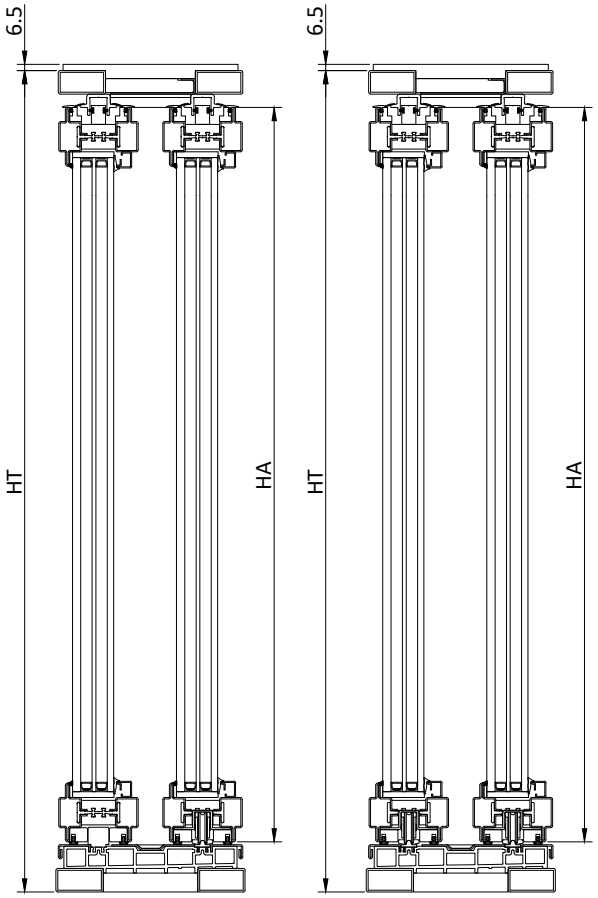

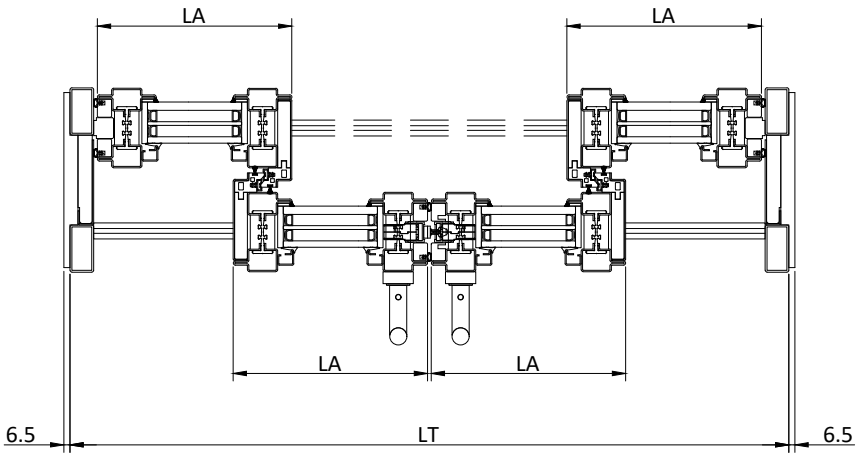

Schema|*Type* A3 2 ante scorrevoli ed 1 anta fissa
2 sliding and 1 fixed sash

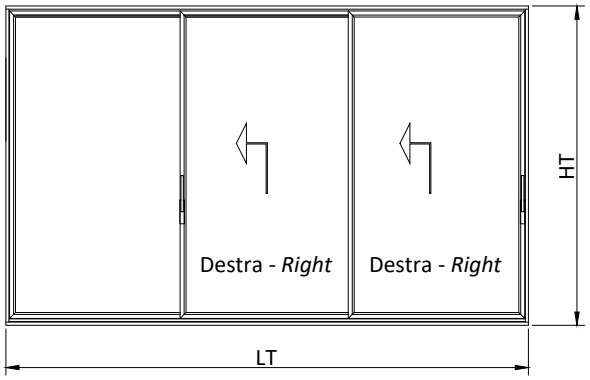

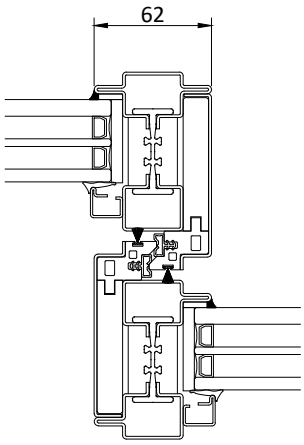

Schema|*Type* B3 3 ante scorrevoli
3 sliding sashes

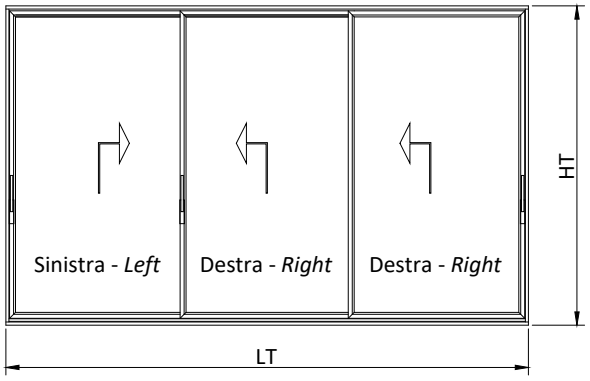

Limiti dimensionali|*Dimensional limits* (mm)

Telaio *Frame*	LT	2034 - 4614	LT
	HT	1227 - 3000	HT
Anta *Sash*	LA	700 - 1560	LT/3 + 22
	HA	1135 - 2908	HT - 92
Peso *Weight*		250 kg	

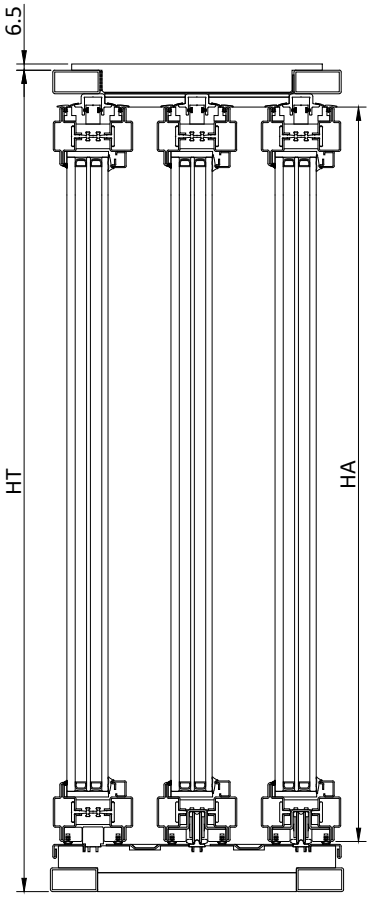

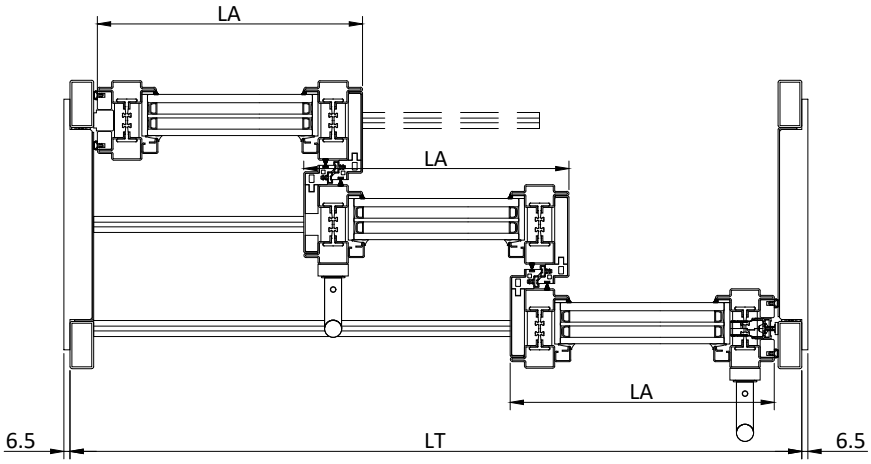

Schema|*Type* C3 2 ante scorrevoli e 1 anta fissa
2 sliding and 1 fixed sashes

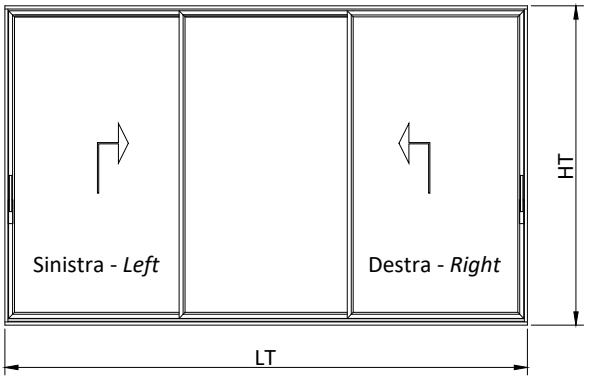

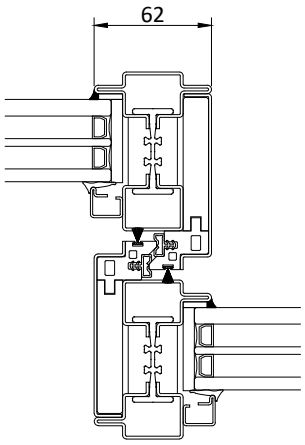

Limiti dimensionali|*Dimensional limits* (mm)

Telaio *Frame*	LT	2034 - 4614	LT
	HT	1227 - 3000	HT
Anta *Sash*	LA	700 - 1560	LT/3 + 22
	HA	1135 - 2908	HT - 92
Peso *Weight*		250 kg	

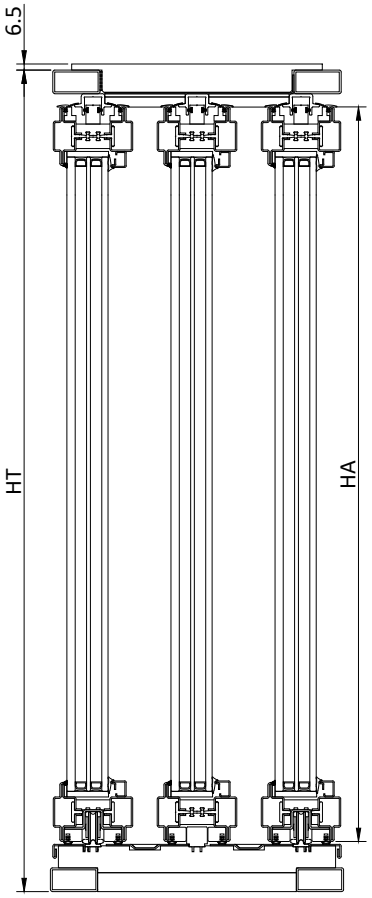

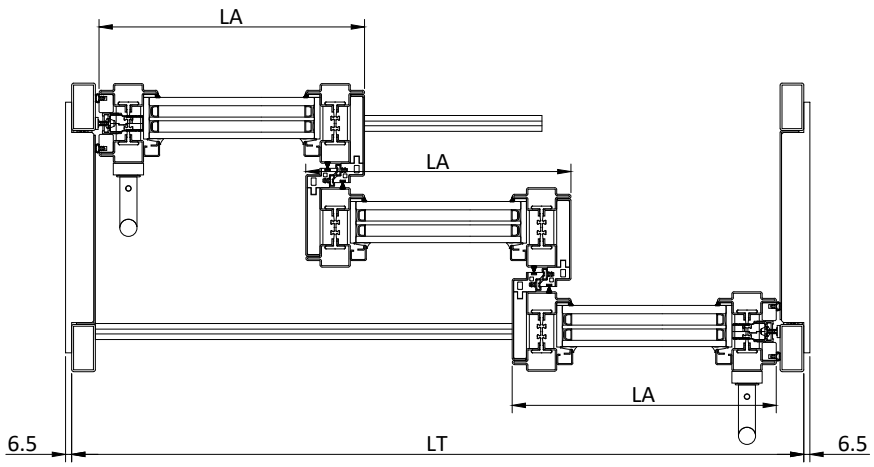

Schema|*Type* E3 4 ante scorrevoli e 2 ante fisse
4 sliding and 2 fixed sashes

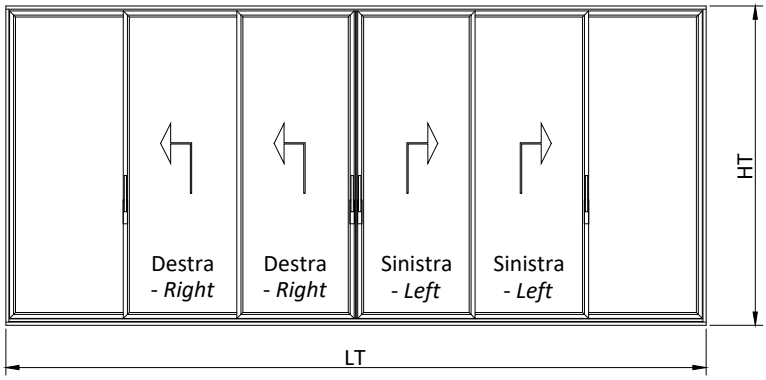

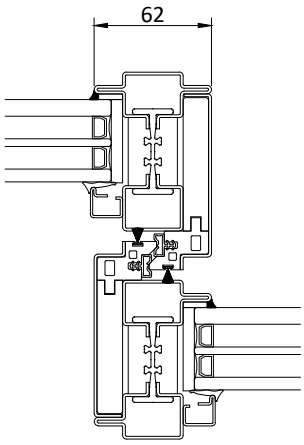

Schema|*Type* F3 6 ante scorrevoli
6 sliding sashes

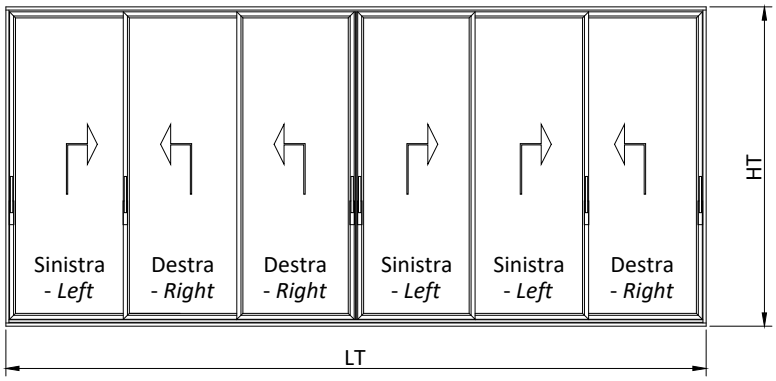

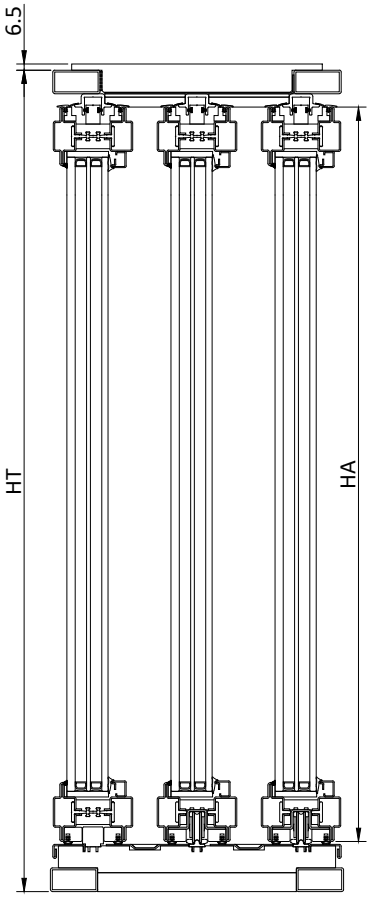

Limiti dimensionali|*Dimensional limits* (mm)

Telaio *Frame*	LT	4014 - 9174	LT
	HT	1227 - 3000	HT
Anta *Sash*	LA	700 - 1560	LT/6 + 31
	HA	1135 - 2908	HT - 92
Peso *Weight*		250 kg	

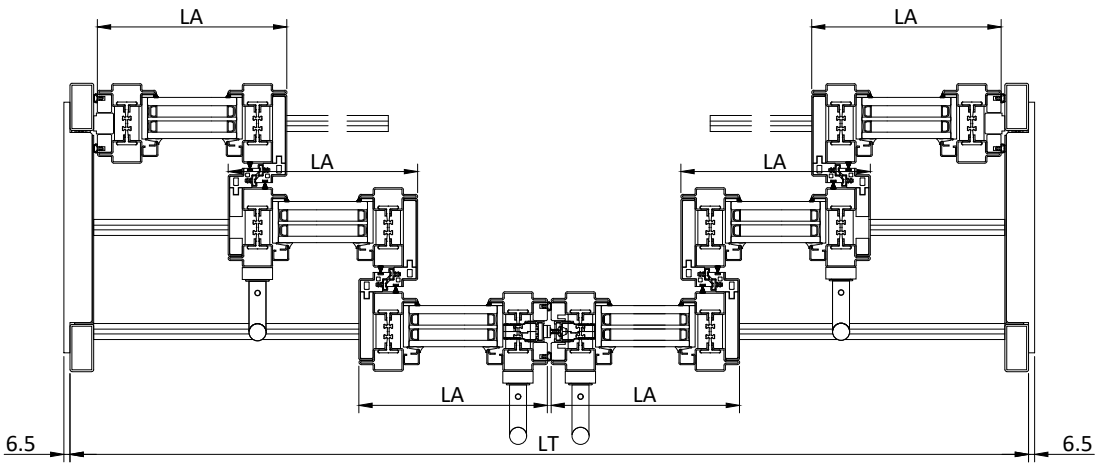

Schema|*Type* S1 1 anta scorrevole a scomparsa
1 sliding sash into the wall

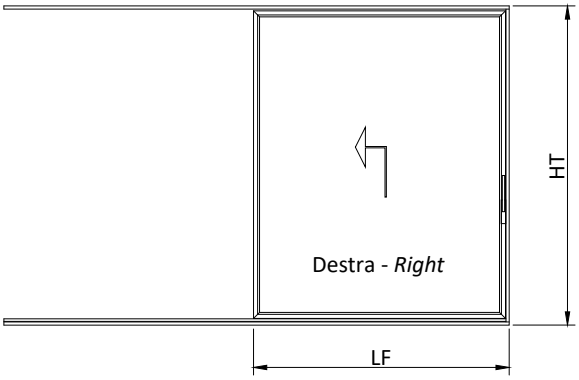

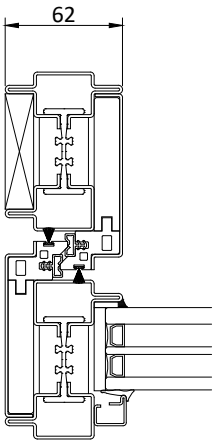

Limiti dimensionali|*Dimensional limits* (mm)

Telaio *Frame*	LF	729 - 1589	LF
	HT	1227 - 3000	HT
	LT	1424 - 3144	2LF-34
Anta *Sash*	LA	700 - 1560	LF - 29
	HA	1135 - 2908	HT - 92
Peso *Weight*		250 kg	

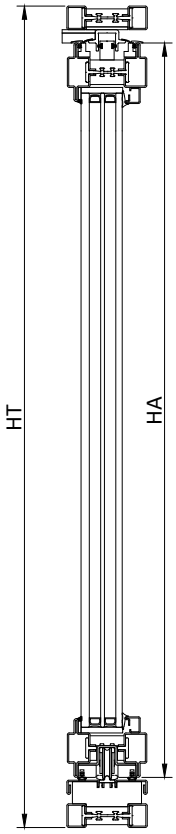

*misure da considerare per l'apertura dell'anta a scomparsa
measures to be considered for opening the sash into the wall

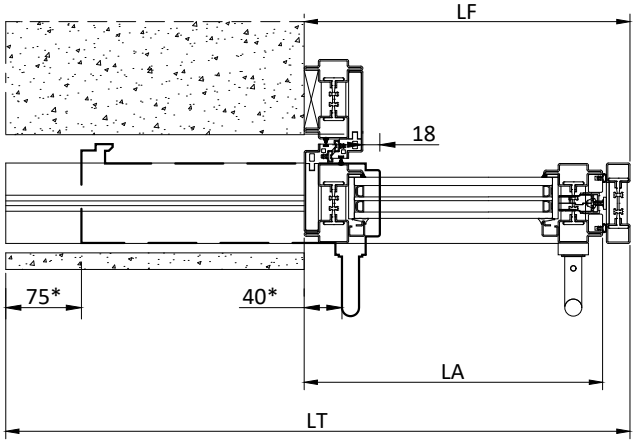

Schema|*Type* S2 2 ante scorrevoli a scomparsa
2 sliding sash into the wall

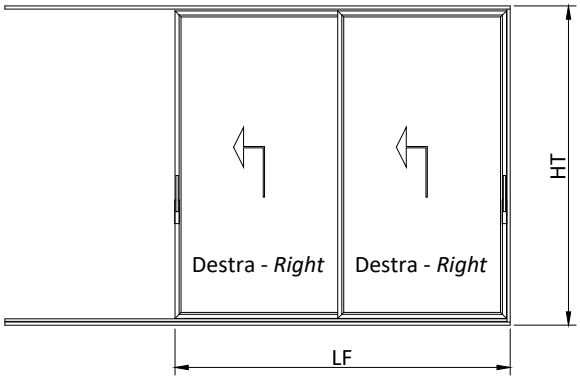

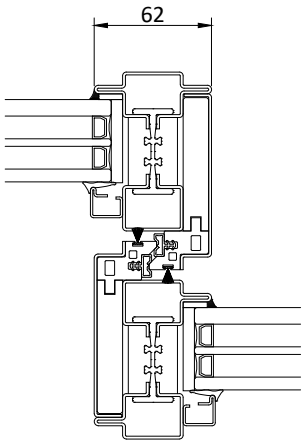

Limiti dimensionali|*Dimensional limits* (mm)

Telaio *Frame*	LF	1367 - 3087	LF
	HT	1227 - 3000	HT
	LT	2080 - 4660	3LF/2 + 29
Anta *Sash*	LA	700 - 1560	LF/2 + 16.5
	HA	1135 - 2908	HT - 92
Peso *Weight*		250 kg	

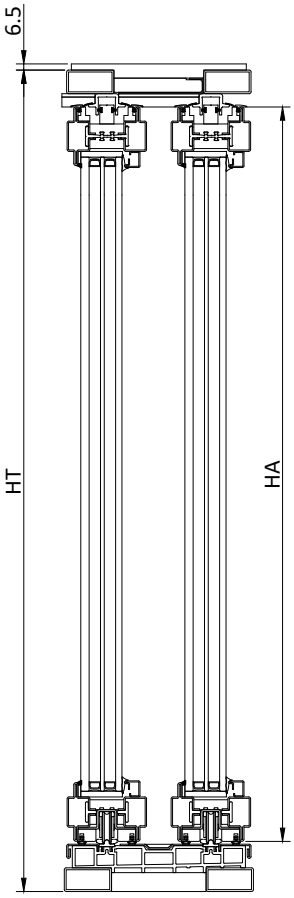

*misure da considerare per l'apertura dell'anta a scomparsa
measures to be considered for opening the sash into the wall

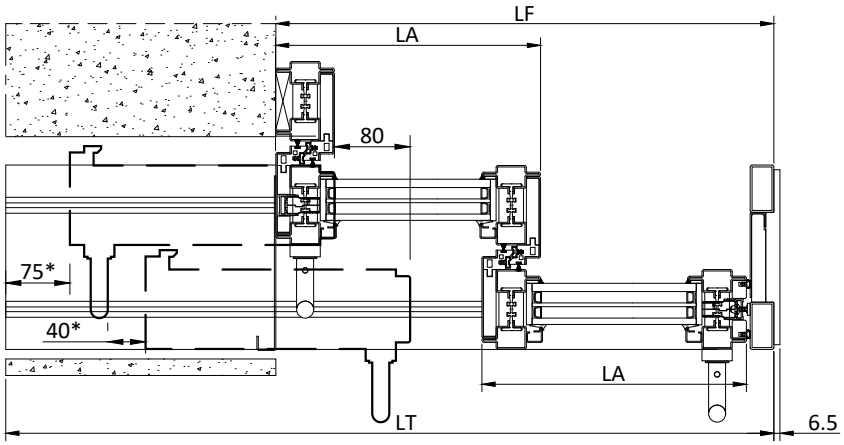

Schema|*Type* S3 3 ante scorrevoli a scomparsa
3 sliding sash into the wall

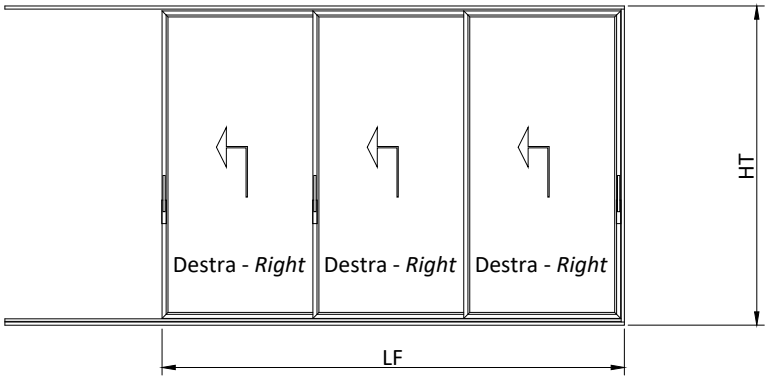

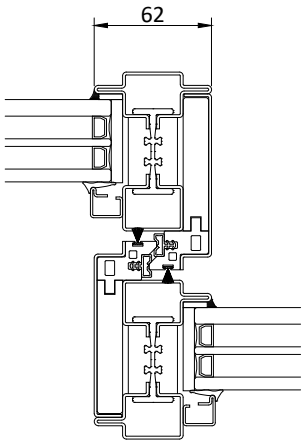

Limiti dimensionali|*Dimensional limits* (mm)

Telaio *Frame*	LF	2005 - 4585	LF
	HT	1227 - 3000	HT
	LT	2718 - 6158	4LF/3 + 44
Anta *Sash*	LA	700 - 1560	LF/3 + 31.5
	HA	1135 - 2908	HT - 92
Peso *Weight*		250 kg	

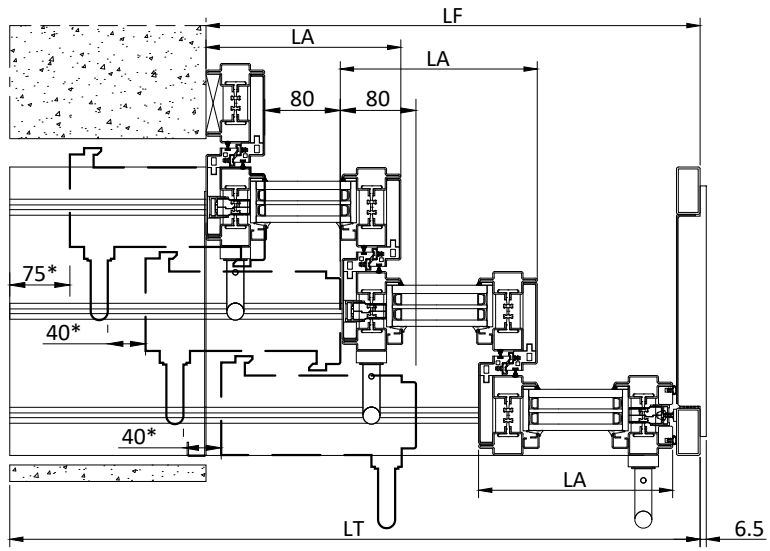

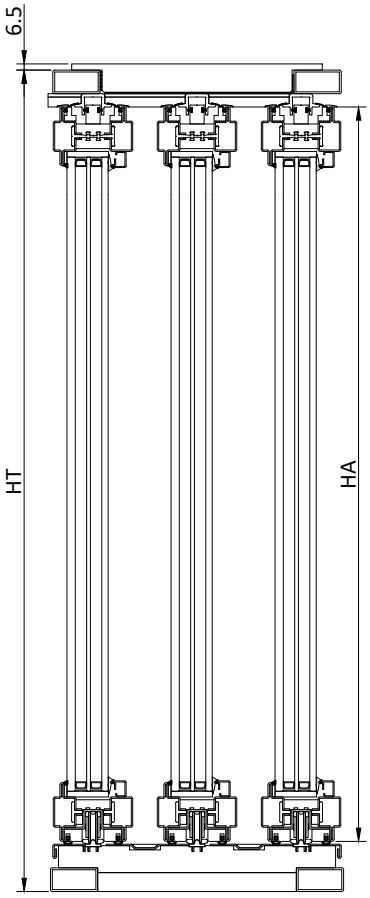

*misure da considerare per l'apertura dell'anta a scomparsa
measures to be considered for opening the sash into the wall

Schema|*Type* T1 2 ante scorrevoli coassiali a scomparsa
2 coaxial sliding sashes into the wall

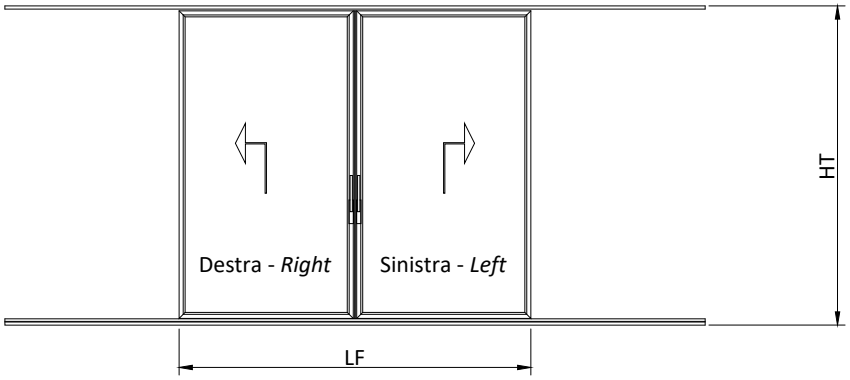

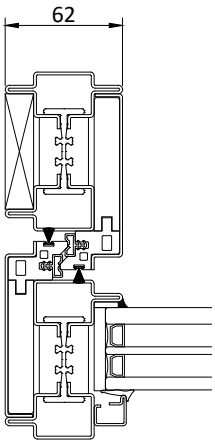

Limiti dimensionali|*Dimensional limits* (mm)

Telaio *Frame*	LF	1404 - 3124	LF
	HT	1227 - 3000	HT
	LT	2794 - 6234	2LF - 14
Anta *Sash*	LA	700 - 1560	LF/2 - 2
	HA	1135 - 2908	HT - 92
Peso *Weight*		250 kg	

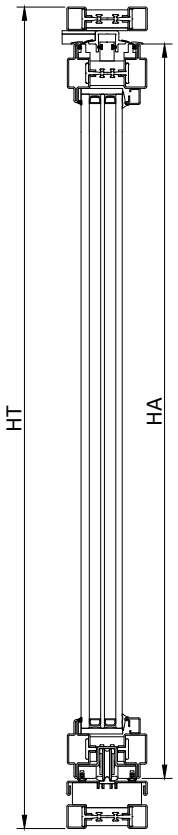

*misure da considerare per l'apertura dell'anta a scomparsa
measures to be considered for opening the sash into the wall

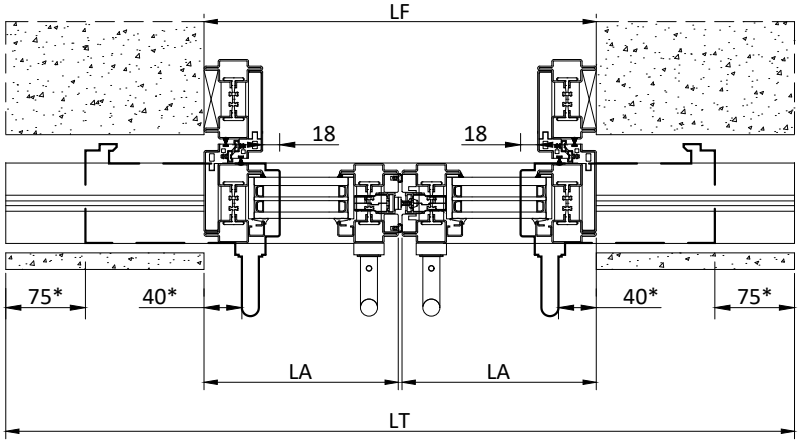

Schema|*Type* T2 4 ante scorrevoli coassiali a scomparsa
4 coaxial sliding sashes into the wall

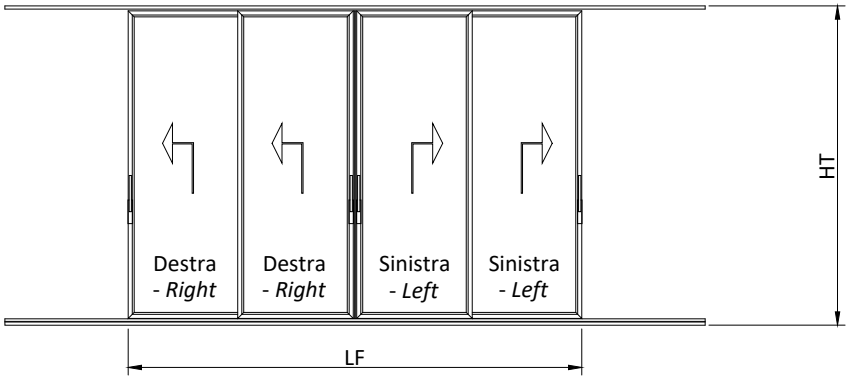

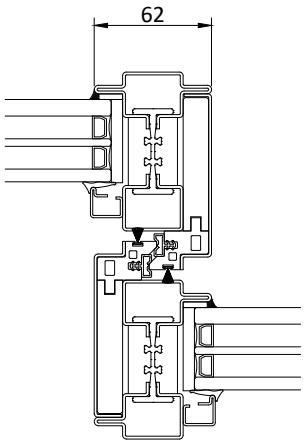

Limiti dimensionali|*Dimensional limits* (mm)

Telaio *Frame*	LF	2680 - 6120	LF
	HT	1227 - 3000	HT
	LT	4106 - 9266	3LF/2 + 86
Anta *Sash*	LA	700 - 1560	LF/4 + 30
	HA	1135 - 2908	HT - 92
Peso *Weight*		250 kg	

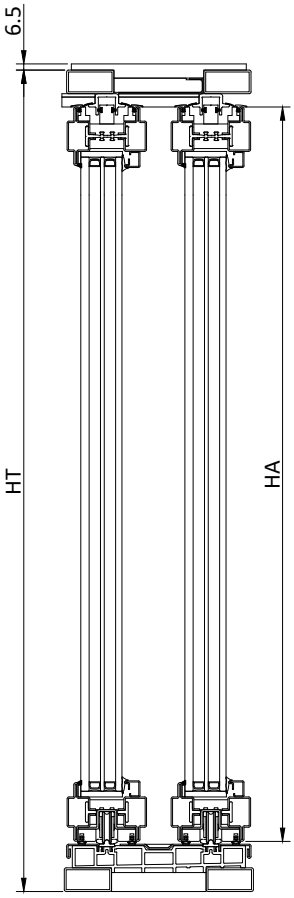

*misure da considerare per l'apertura dell'anta a scomparsa
measures to be considered for opening the sash into the wall

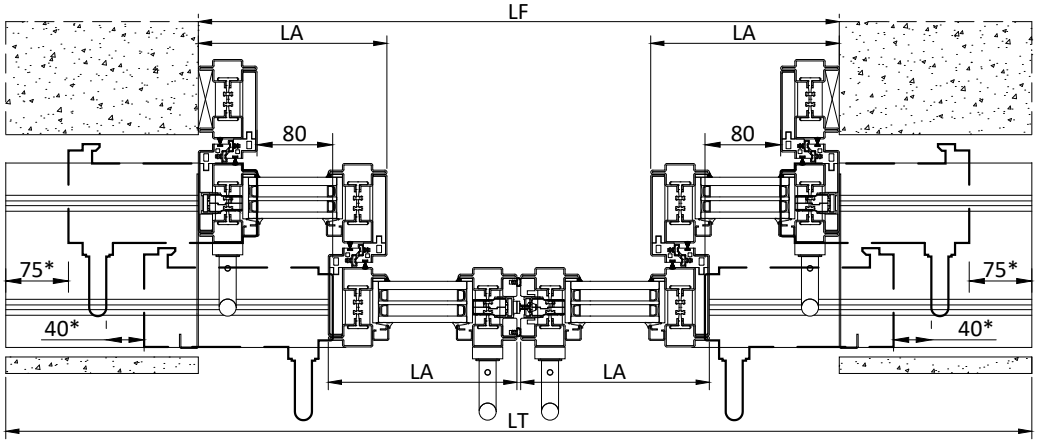

Schema|*Type* T3 6 ante scorrevoli coassiali a scomparsa
6 coaxial sliding sashes into the wall

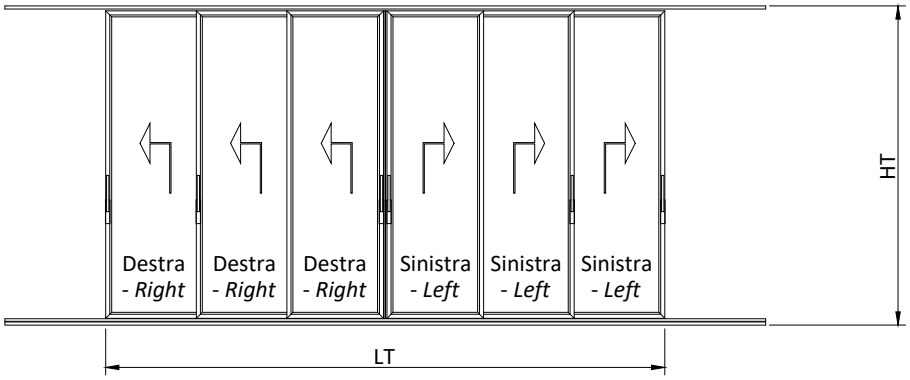

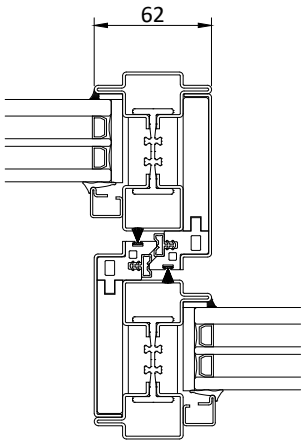

Limiti dimensionali|*Dimensional limits* (mm)

Telaio *Frame*	LF	3954 - 9114	LF
	HT	1227 - 3000	HT
	LT	5379 - 12259	4LF/3 + 107
Anta *Sash*	LA	700 - 1560	LF/6 + 41
	HA	1135 - 2908	HT - 92
Peso *Weight*		250 kg	

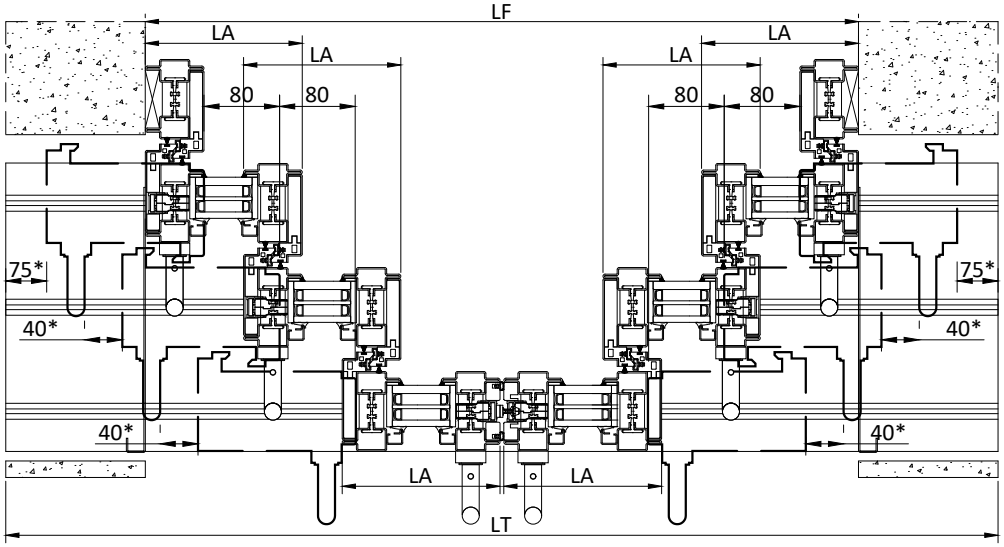

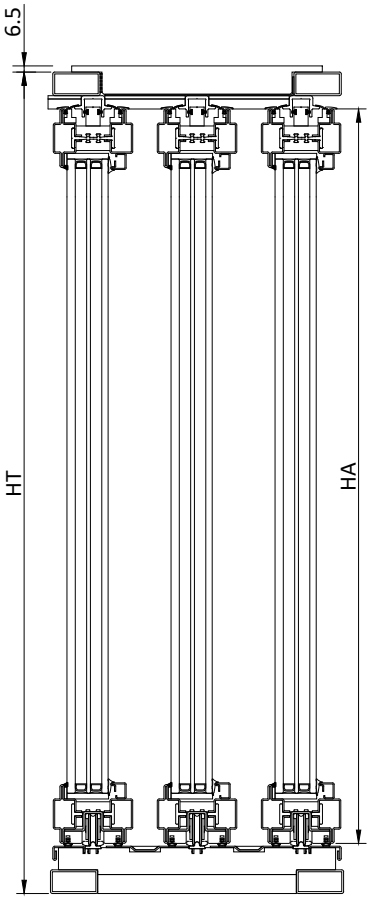

*misure da considerare per l'apertura dell'anta a scomparsa
measures to be considered for opening the sash into the wall

Schema | *Type* A

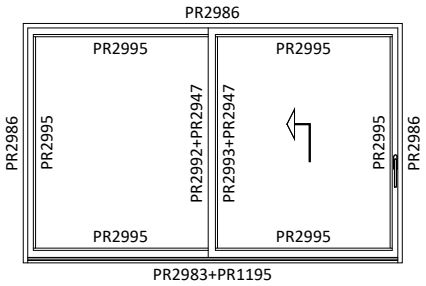

Schema | *Type* A3

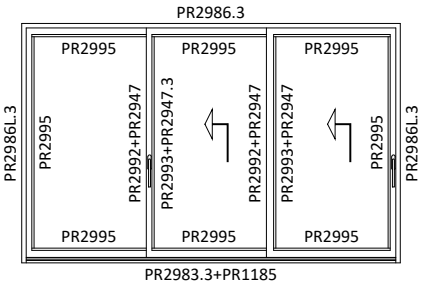

Schema | *Type* B

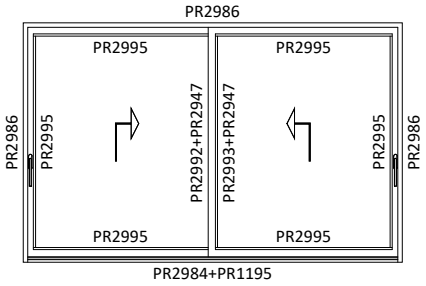

Schema | *Type* B3

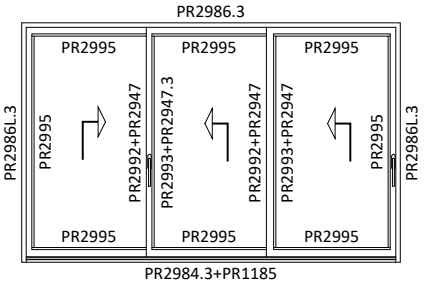

Schema | *Type* C

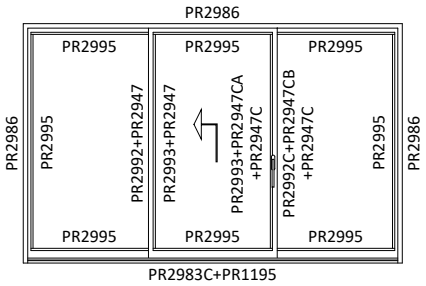

Schema | *Type* C3

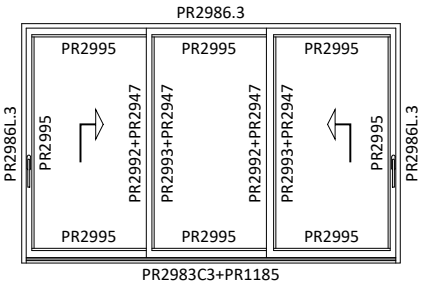

Schema | *Type* E

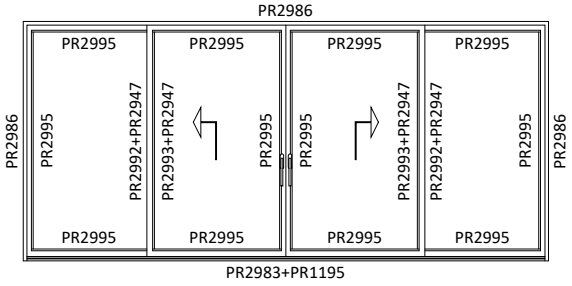

Schema | *Type* E3

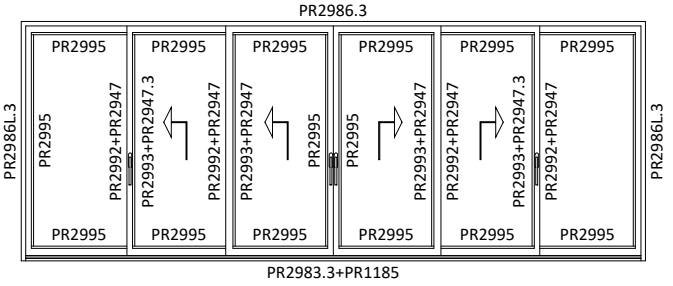

Schema | *Type* F

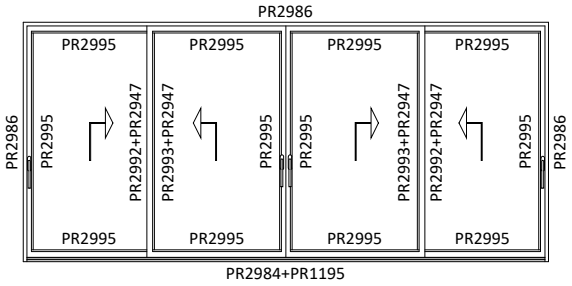

Schema | *Type* F3

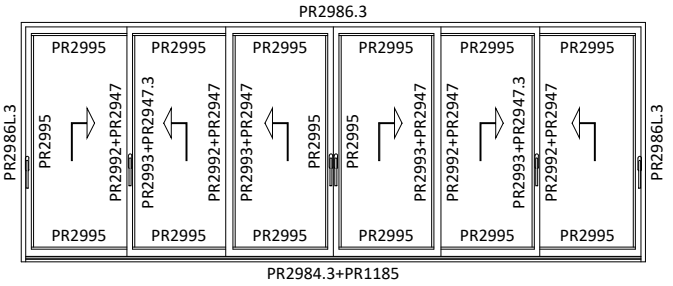

Schema | *Type* S1

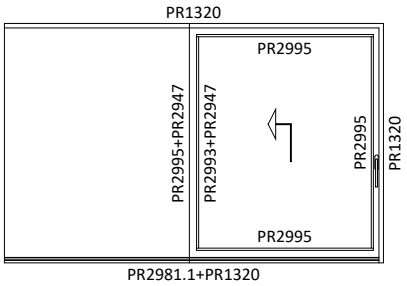

Schema | *Type* T1

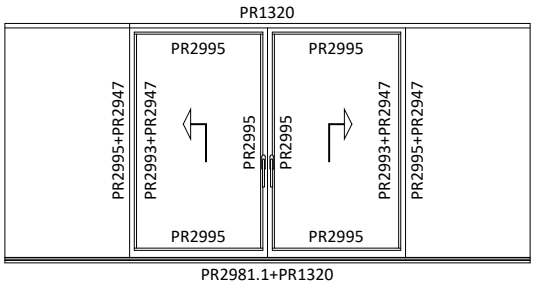

Schema | *Type* S2

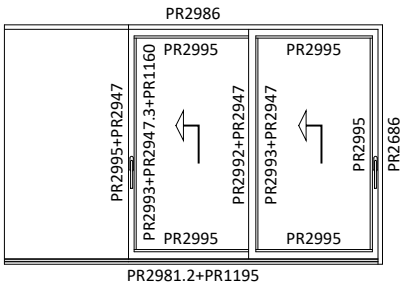

Schema | *Type* T2

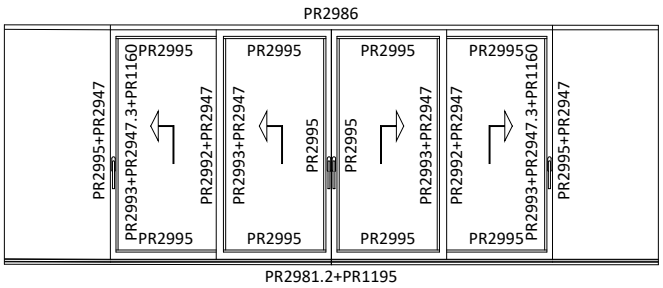

Schema | *Type* S3

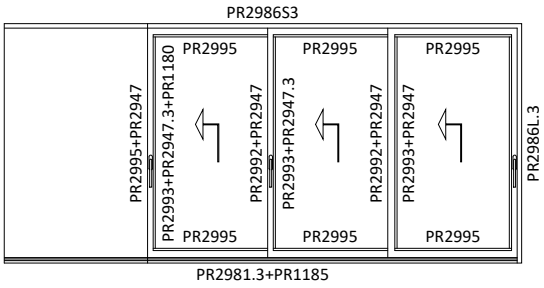

Schema | *Type* T3

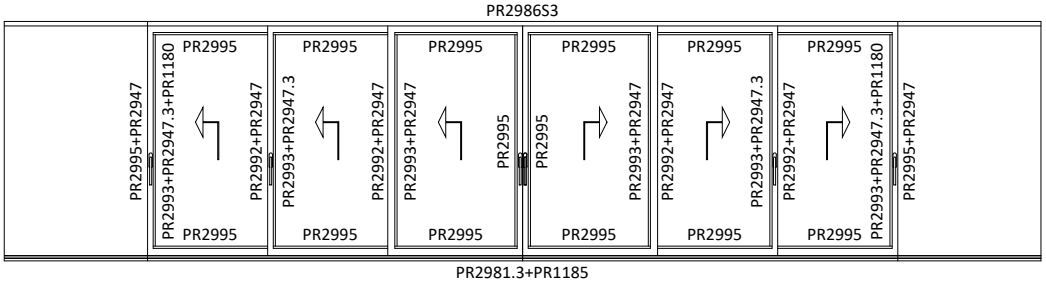

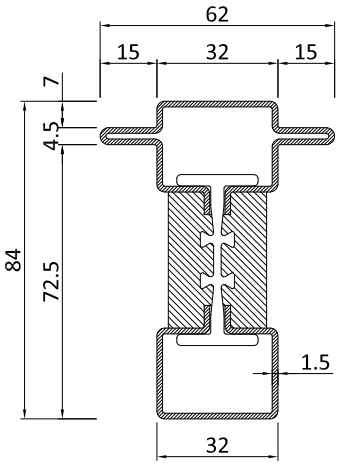

PR2992

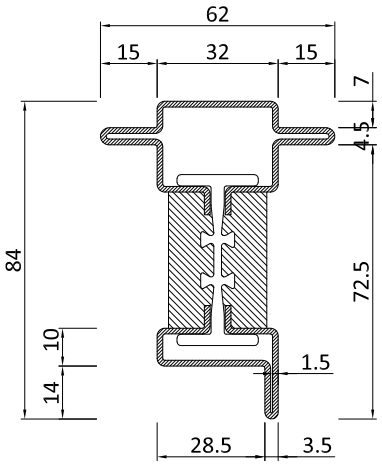

PR2992C

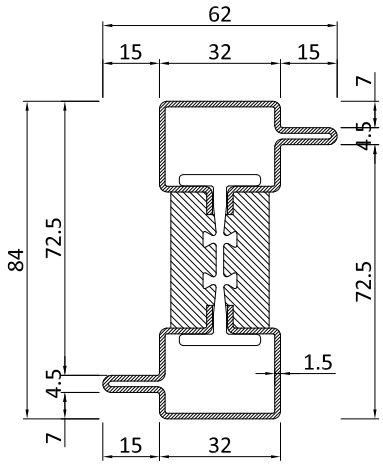

PR2993

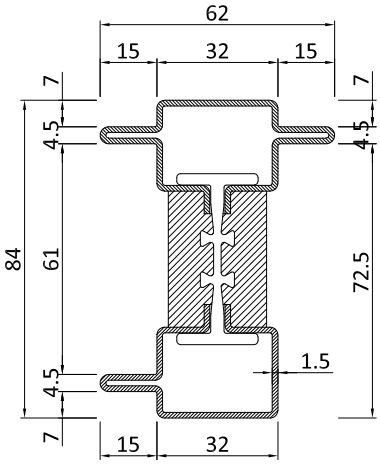

PR2995

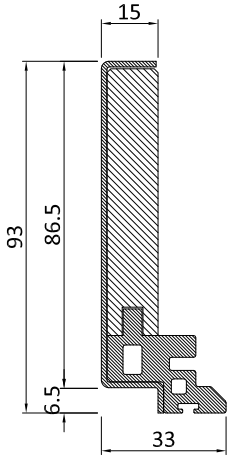

PR2947

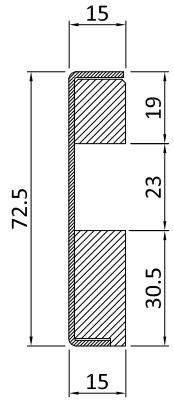

PR2947CA

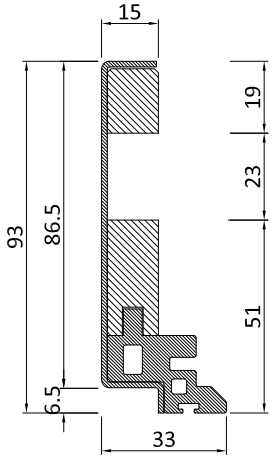

PR2947.3

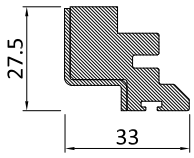

PR2947C

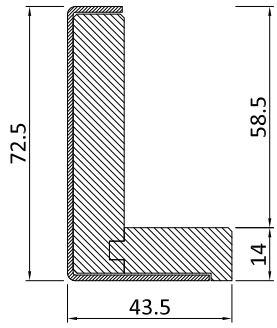

PR2947CB

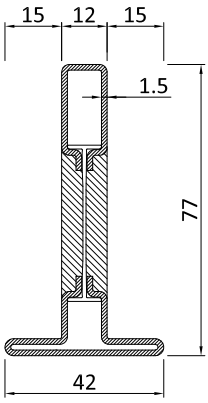

PR2952

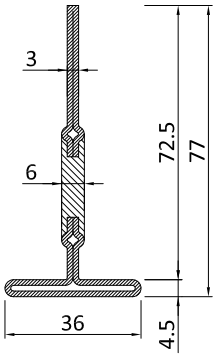

Non fornito
in acciaio inox
Not in stailess steel

PR2954

Profilo / Profile n°	P Kg/m ZN / I - CT	P Kg/m OT	A m^2/m	Jx cm^4	Jy cm^4	L m
PR2992	4.40	4.67	0.29	27.30	9.45	6
PR2992C	4.39	4.66	0.29	23.61	9.48	3 - 4
PR2993	4.40	4.67	0.29	28.62	9.12	6
PR2995	4.73	5.02	0.32	30.19	11.62	6
PR2947	2.60	2.72	120.57			3 - 4
PR2947CA	1.70	1.79	96.22			3 - 4

Profilo / Profile n°	P Kg/m ZN / I - CT	P Kg/m OT	A m^2/m	Jx cm^4	Jy cm^4	L m
PR2947.3	2.30	2.42	120.57			3 - 4
PR2947C	0.81	0.85	40.93			3 - 4
PR2947CB	2.63	2.75	122.85			3 - 4
PR2952	2.46	2.63	0.23	18.14	2.18	6
PR2954	2.34	2.52	0.22	19.90	1.20	6

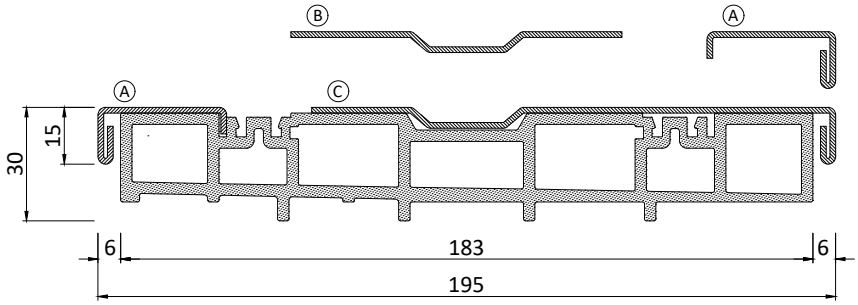

PR2983

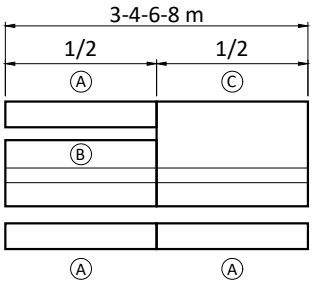

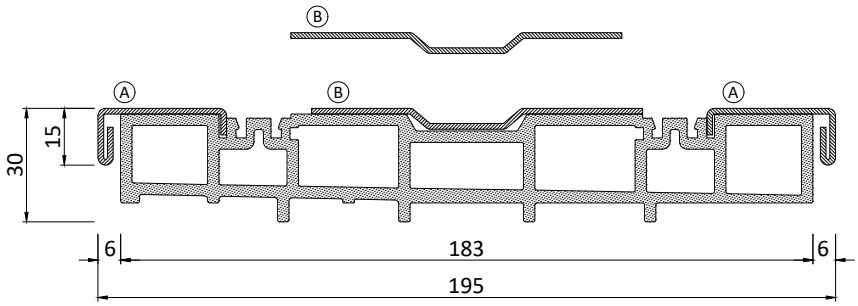

PR2984

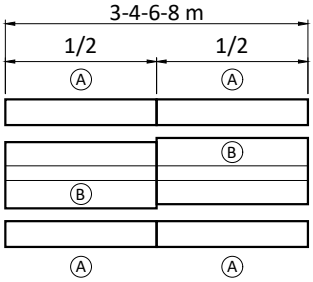

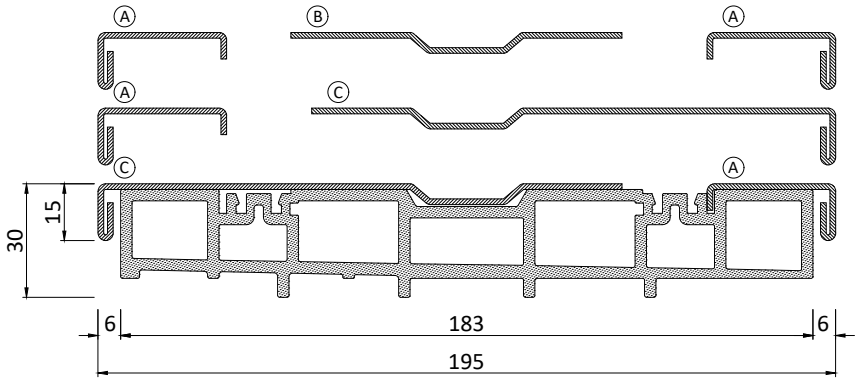

PR2983C

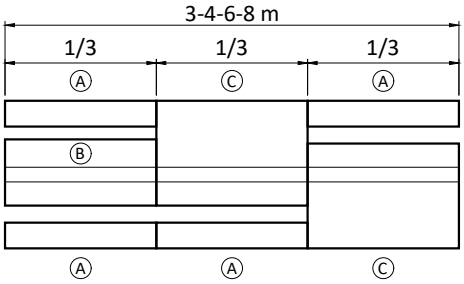

Profilo / Profile n°	P Kg/m ZN / I - CT	P Kg/m OT	A m^2/m	Jx cm^4	Jy cm^4	L m
PR2983	4.35	4.58	0.46			3 - 4 - 6 - 8
PR2984	4.21	4.42	0.44			3 - 4 - 6 - 8
PR2983C	4.35	4.58	0.46			3 - 4 - 6 - 8

Profilo / Profile n°	P Kg/m ZN / I - CT	P Kg/m OT	A m^2/m	Jx cm^4	Jy cm^4	L m

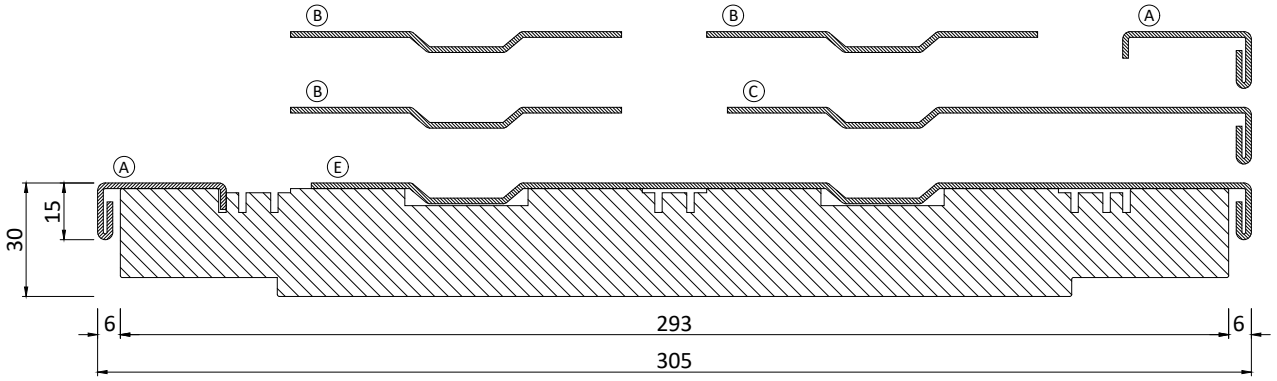

PR2983.3

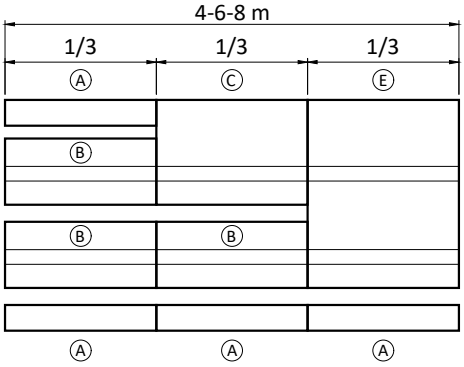

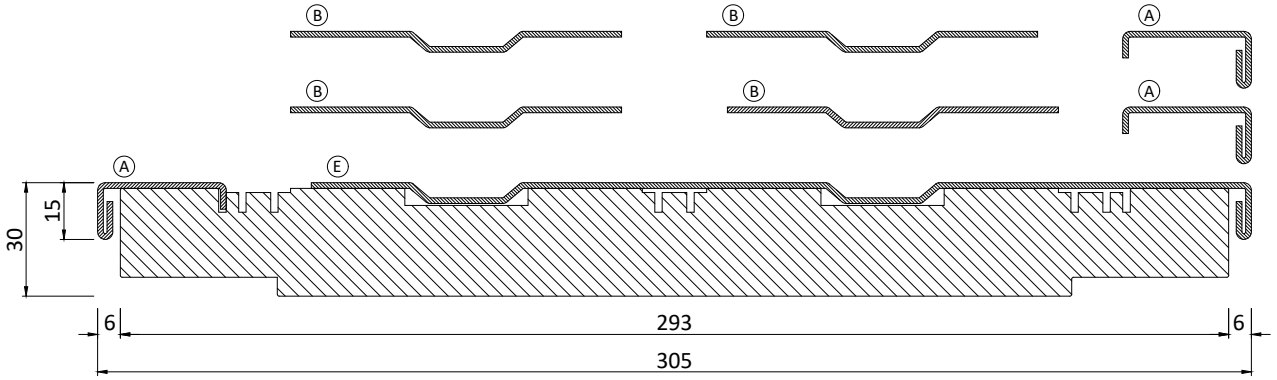

PR2984.3

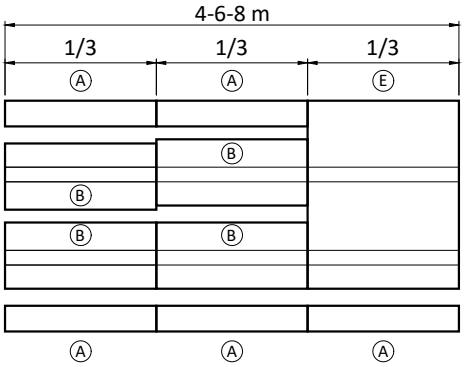

Profilo / Profile n°	P Kg/m ZN / I - CT	P Kg/m OT	A m^2/m	Jx cm^4	Jy cm^4	L m
PR2983.3	11.12	11.45	0.68			4 - 6 - 8
PR2984.3	11.12	11.45	0.68			4 - 6 - 8

Profilo / Profile n°	P Kg/m ZN / I - CT	P Kg/m OT	A m^2/m	Jx cm^4	Jy cm^4	L m

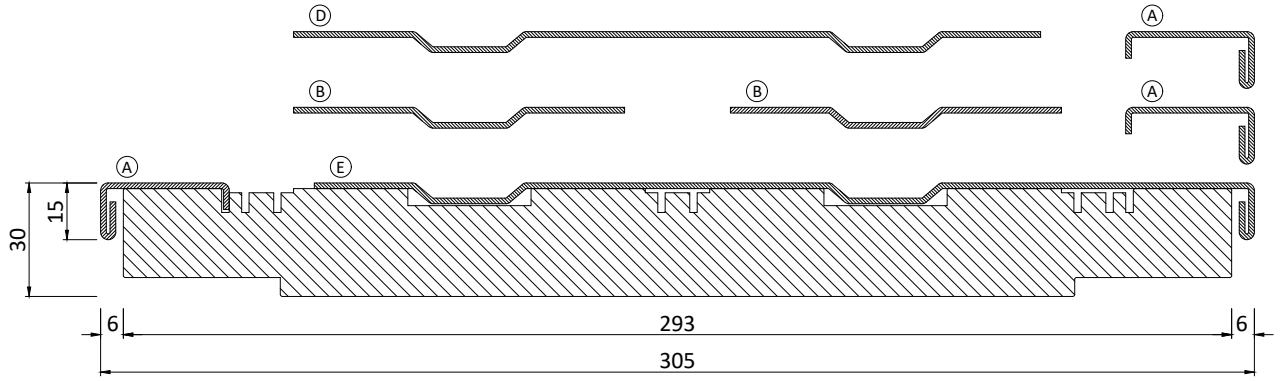

PR2983C3

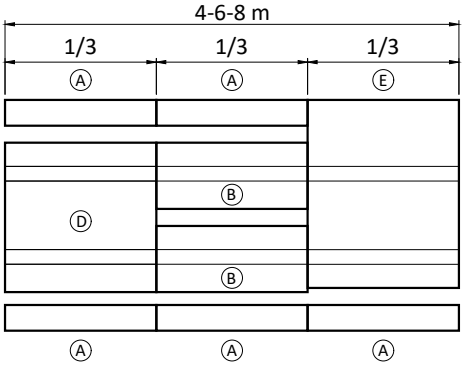

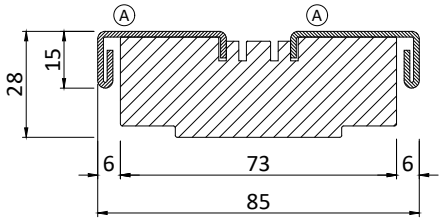

PR2981.1

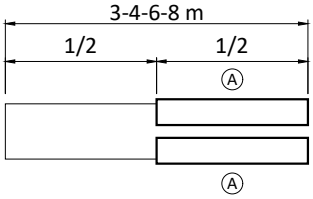

Profilo / Profile n°	P Kg/m ZN / I - CT	P Kg/m OT	A m^2/m	Jx cm^4	Jy cm^4	L m
PR2983C3	11.12	11.45	0.68			4 - 6 - 8
PR2981.1	3.15	3.27	0.25			3 - 4 - 6 - 8

Profilo / Profile n°	P Kg/m ZN / I - CT	P Kg/m OT	A m^2/m	Jx cm^4	Jy cm^4	L m

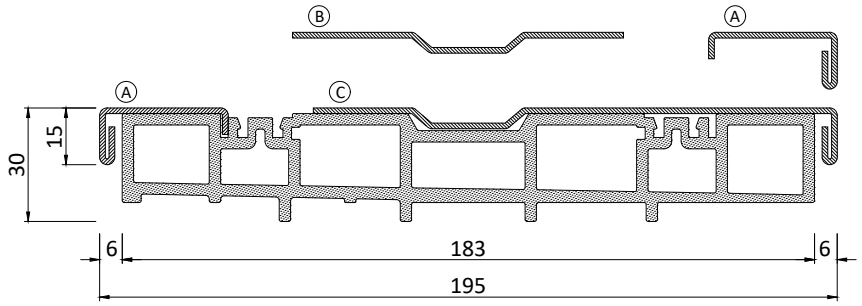

PR2981.2

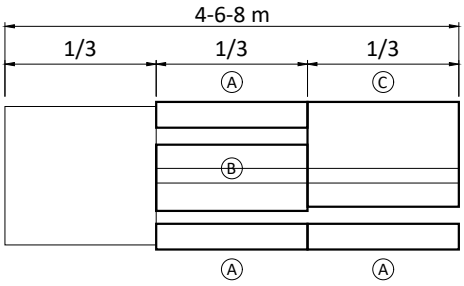

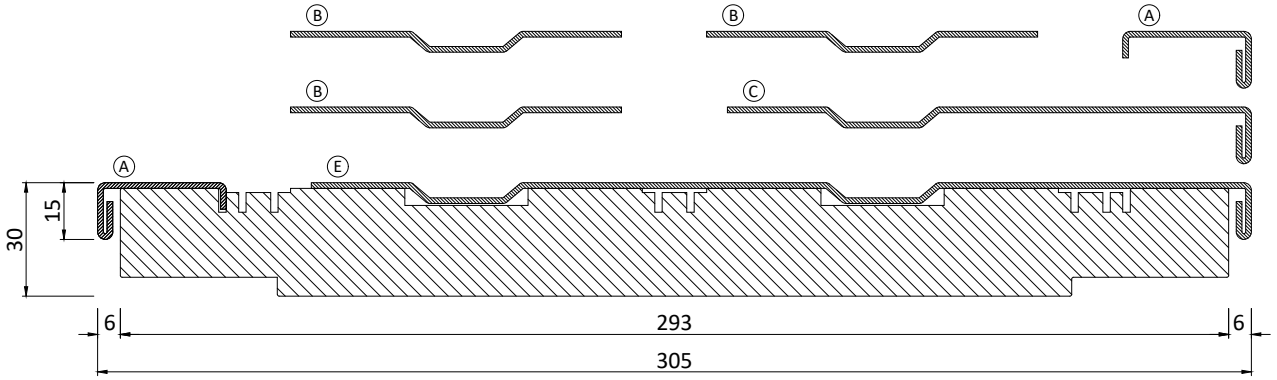

PR2981.3

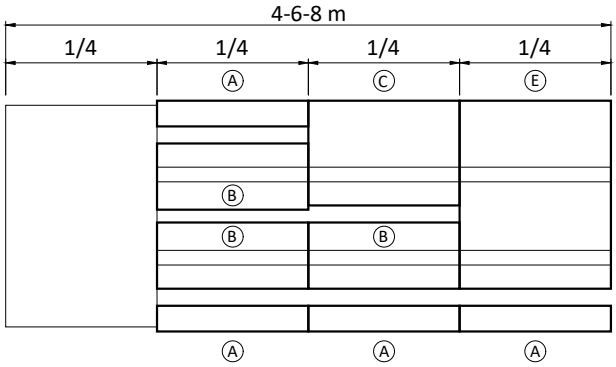

Profilo / Profile n°	P Kg/m ZN / I - CT	P Kg/m OT	A m^2/m	Jx cm^4	Jy cm^4	L m
PR2981.2	4.25	4.47	0.46			4 - 6 - 8
PR2981.3	11.12	11.45	0.68			4 - 6 - 8

Profilo / Profile n°	P Kg/m ZN / I - CT	P Kg/m OT	A m^2/m	Jx cm^4	Jy cm^4	L m

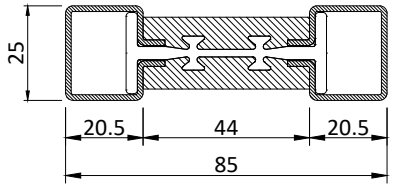

PR1320

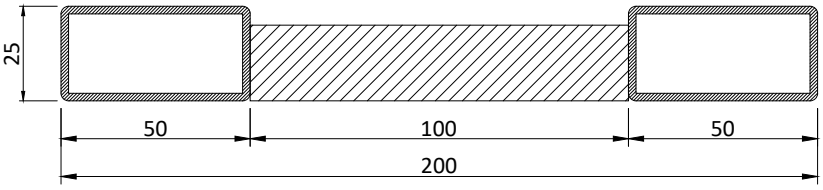

PR1195

Disponibile in acciaio zincato o in acciaio inox
Available in galvanized steel or stainless steel

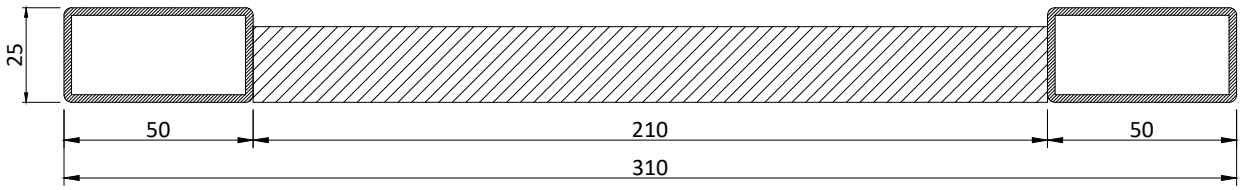

PR1185

Disponibile in acciaio zincato o in acciaio inox
Available in galvanized steel or stainless steel

Profilo / Profile n°	P Kg/m ZN / I - CT	P Kg/m OT	A m^2/m	Jx cm^4	Jy cm^4	L m
PR1320	3.18	3.35	0.22			6
PR1195	6.30	6.67	0.29			3 - 4 - 6 - 8
PR1185	8.40	8.77	0.29			4 - 6 - 8

Profilo / Profile n°	P Kg/m ZN / I - CT	P Kg/m OT	A m^2/m	Jx cm^4	Jy cm^4	L m

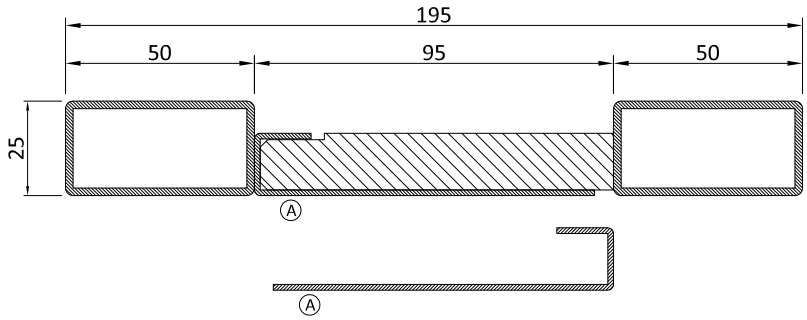

PR2986

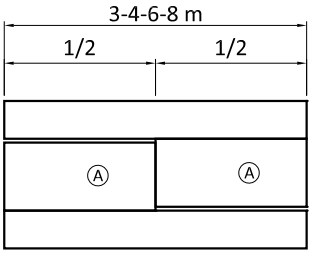

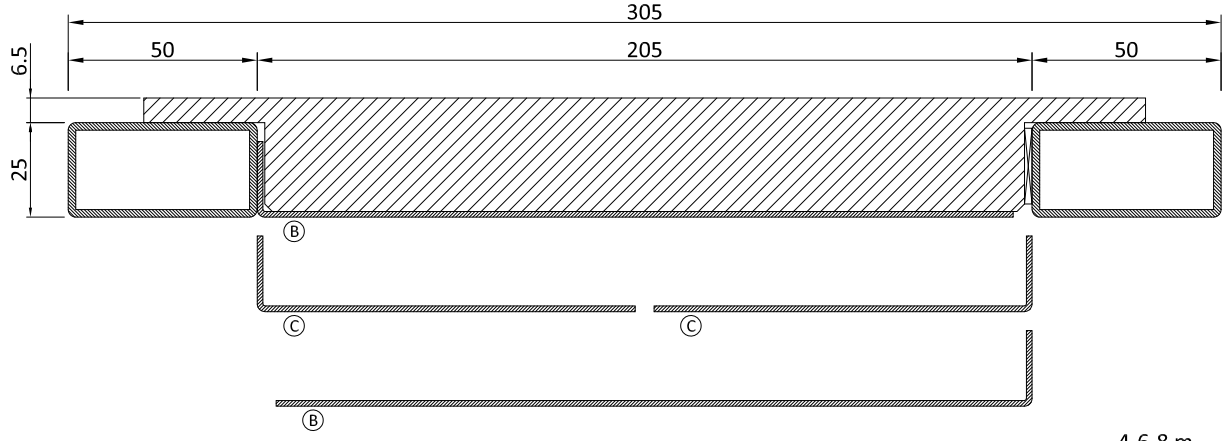

PR2986.3

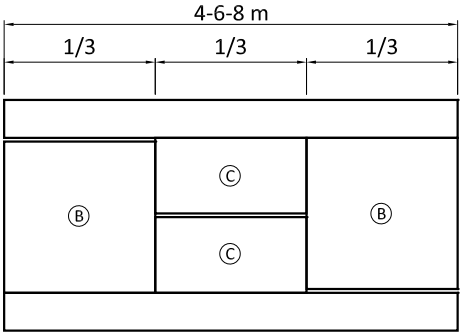

Profilo / Profile n°	P Kg/m ZN / I - CT	P Kg/m OT	A m^2/m	Jx cm^4	Jy cm^4	L m
PR2986	7.10	7.58	0.53			3 - 4 - 6 - 8
PR2986.3	13.30	13.78	0.73			4 - 6 - 8

Profilo / Profile n°	P Kg/m ZN / I - CT	P Kg/m OT	A m^2/m	Jx cm^4	Jy cm^4	L m

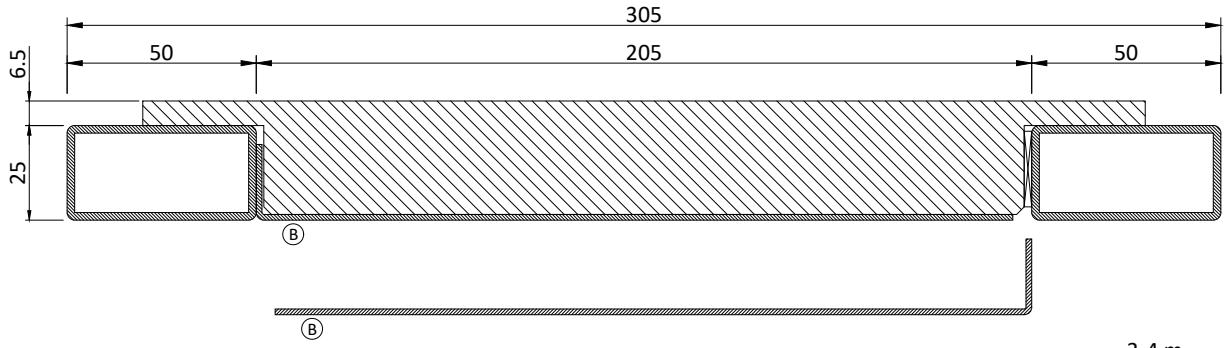

PR2986L.3

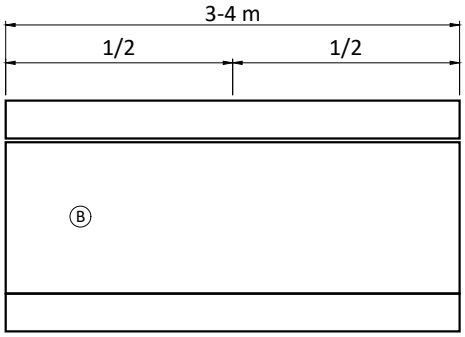

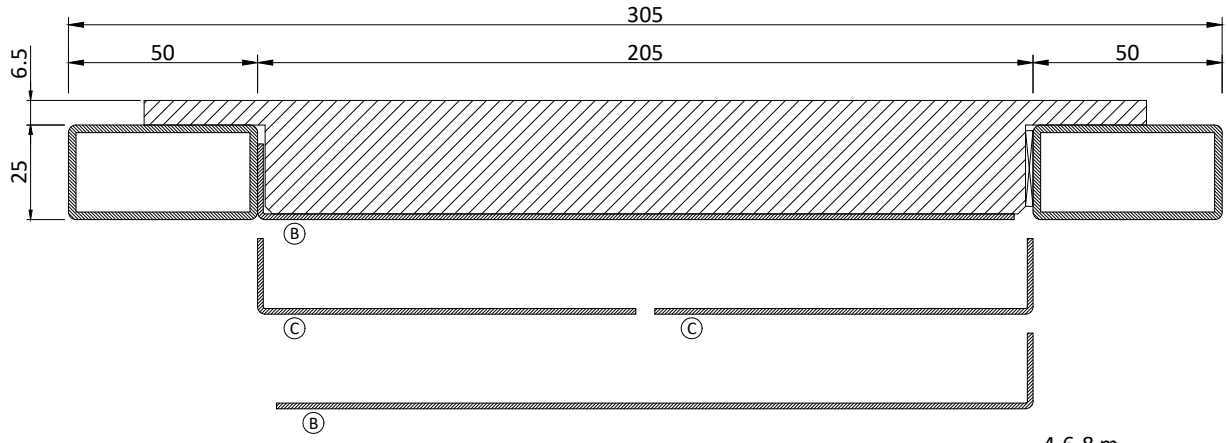

PR2986S3

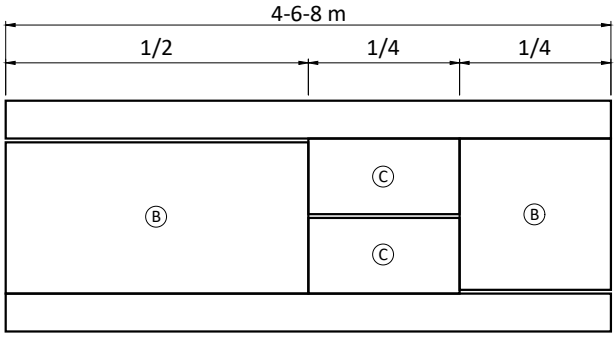

Profilo / Profile n°	P Kg/m ZN / I - CT	P Kg/m OT	A m^2/m	Jx cm^4	Jy cm^4	L m
PR2986L.3	13.20	13.78	0.73			3 - 4
PR2986S3	13.20	13.78	0.73			4 - 6 - 8

Profilo / Profile n°	P Kg/m ZN / I - CT	P Kg/m OT	A m^2/m	Jx cm^4	Jy cm^4	L m

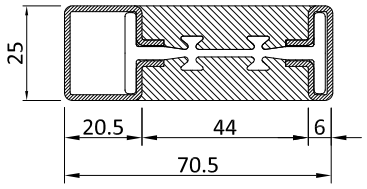

PR1320M

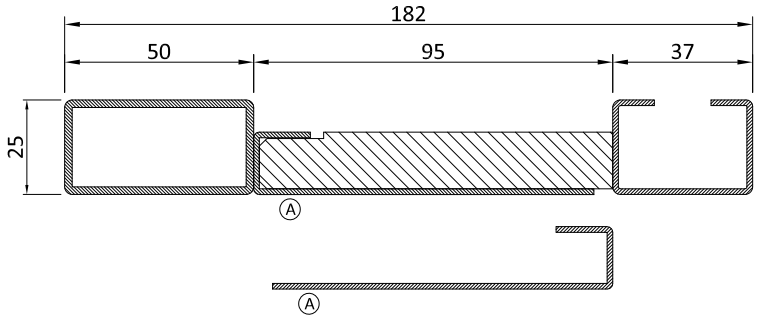

PR2987.2

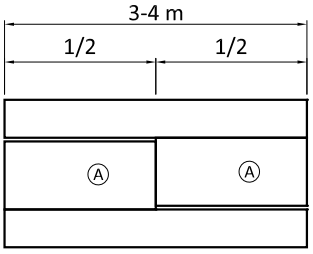

Profilo / Profile n°	P Kg/m ZN / I - CT	P Kg/m OT	A m^2/m	Jx cm^4	Jy cm^4	L m
PR1320M	2.85	3.00	0.19			3
PR2987.2	6.24	6.65	0.53			3 - 4

Profilo / Profile n°	P Kg/m ZN / I - CT	P Kg/m OT	A m^2/m	Jx cm^4	Jy cm^4	L m

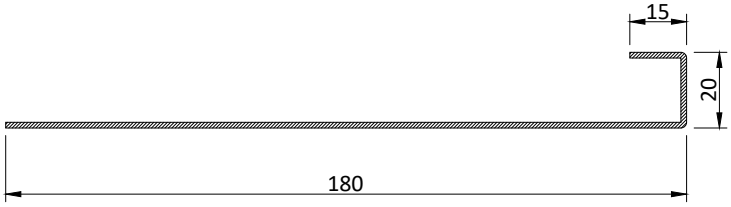

PR1160

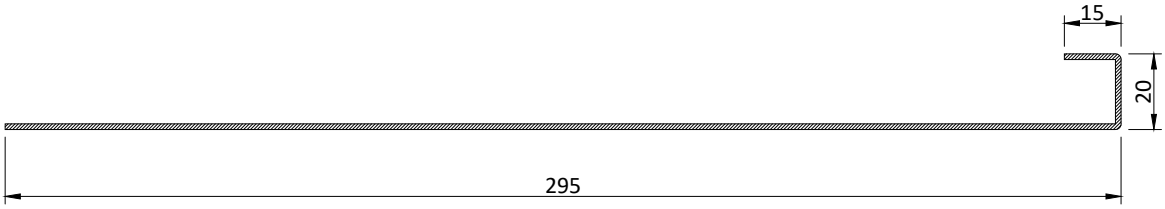

PR1180

Profilo / Profile n°	P Kg/m ZN / I - CT	P Kg/m OT	A m^2/m	Jx cm^4	Jy cm^4	L m
PR1160	2.49	2.70	0.42			3 - 4
PR1180	3.85	4.17	0.65			3 - 4

Profilo / Profile n°	P Kg/m ZN / I - CT	P Kg/m OT	A m^2/m	Jx cm^4	Jy cm^4	L m

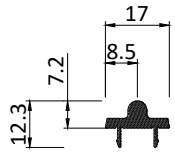

PA1194

PA1194.NE

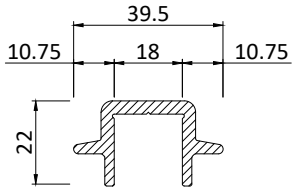

GUM145

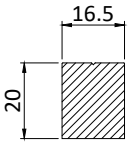

GU2994L

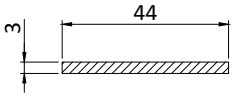

GU1311

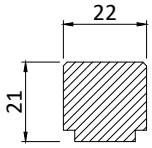

GU2905

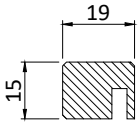

GU2995L

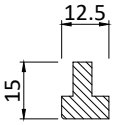

GU2996L

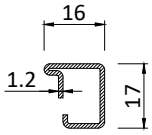

PR2606

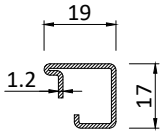

PR2607

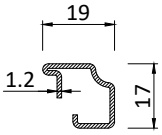

PR2627

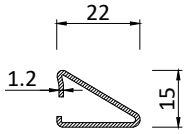

PR2629

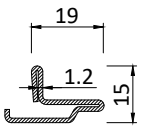

PR2638

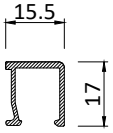

PA2606

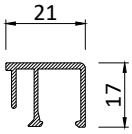

PA2607

MATERIALE | *MATERIAL*

PR _ _ _ _ ZN acciaio zincato | *galvanized steel*

PR _ _ _ _ CZ acciaio corten grezzo | *untreated corteen steel*

PR _ _ _ _ SB acciaio inox scotch brite | *stainless steel scotch brite*

PR _ _ _ _ BR ottone grezzo | untreated brass

Profilo / Profile n°	P Kg/m ZN / I - CT	P Kg/m OT	A m^2/m	Jx cm^4	Jy cm^4	L m
PA1194 /NE	0,20	Al argento/nero | Al silver/black				3 - 4 - 6
GUM145	0.23	PVC				3 - 4 - 6
GU2994L	0.63	PVC				3
GU1311	0,13	PVC				3
GU2905	0,44	PVC				3
GU2995L	0.24	PVC				3
GU2996L	0.11	PVC				3

Profilo / Profile n°	P Kg/m ZN / I - CT	P Kg/m OT	A m^2/m	Jx cm^4	Jy cm^4	L m
PR2606	0.48	0.52				6
PR2607	0.51	0.55				6
PR2627	0.47	0.51				6
PR2629	0.49	0.53				6
PR2638	0.60	0.68				6
PA2606	0.17	alluminio | aluminium				6
PA2607	0.23	alluminio | aluminium				6



AC1305G

Guarnizione d'angolo vulcanizzata per GE1305S

Vulcanised corner weather strip for GE1305S



AC2993P

Accessorio assiemaggio telaio PR2986

Frame assembling accessory PR2986

AC2993PM

Accessorio assiemaggio telaio PR2987.2

Frame assembling accessory PR2987.2



AC2608

Clips per fissaggio fermavetri PR2629 - PR2638

Clips for glazing bead PR2629 - PR2638

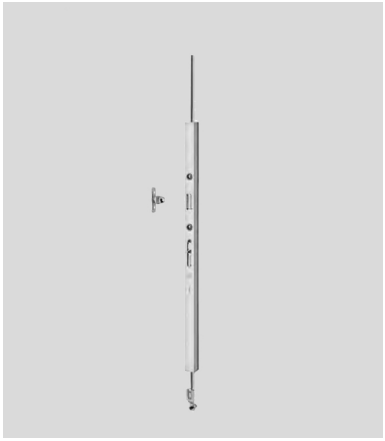

AG2989L.AB

Kit prolunga aggiuntiva cremonese

Additional extension kit for cremone bolt set



AC 2608AR

Clips per fissaggio fermavetri PR2606 - PR2607 - PR2627

Clips for securing PR2606 - PR2607 - PR2627

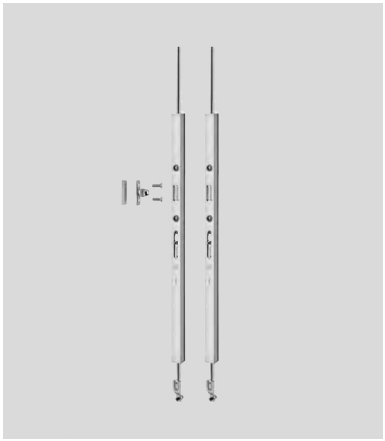

AG2989L.EF

Kit prolunga aggiuntiva cremonese per soluzione coassiale

Additional extension kit for cremone bolt set on coaxial leaf solution



AC 2609AR

Clips per fissaggio fermavetri su profilo PR2954

Clips for securing glazing beads on PR2954 profile



AG2989 C

Profilo di copertura aggiuntivo cremonese
H 1000 mm

Additional covering profile for cremone bolt
H 1000 mm



AG2992L.AB

Rostro aggiuntio

Additional hook bolt



AG2992L.EF

Rostro aggiuntio per soluzione coassiale

Additional hook bolt on coaxial leaf solution



CV1243 acciaio zincato|*galvanized steel*
CV1243I acciaio inox|*stainless steel*

CV1243.

Vite trilobata per boccola CV5012
TPS M4x8

Thread cutting machine screw for bushing CV5012
TPS M4x8



CV5012 acciaio zincato|galvanized steel
CV5012I acciaio inox|stainless steel

CV5012.

Boccola per fermavetro in alluminio
PA2606

Bushing for alluminium glazing bead
PA2606



CV5403 I

Rondella in acciaio inox/EPDM vulcanizzato per viti di assiemaggio telaio inferiore PR2981.2-2983 - PR2984 con PR1195 e PR2983C con PR1185

Stainless steel/vulcanised EPDM washer for assembly screws on botom-rail profil PR2981.2-2983 - PR2984 with PR1195 and PR2983C with PR1185

Tabella determinazione range dimensione ante per ordine kit movimentazione e tenuta

Table for sash range for the order of the handling and sealing kit

250 kg

AG2996-7.xx

		altezza - *height*				
		1135 1750	**1751 2100**	**2101 2350**	**2351 2700**	**2701 2908**
larghezza *width*	**700 - 1925**	A1	B1	C1	D1	E1
H maniglia - *handle*		396	996	996	996	996

Schema| *Type* A

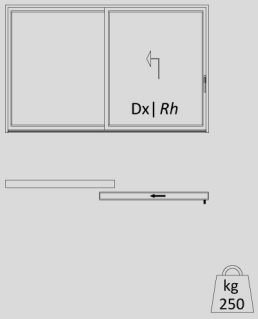

AG2996A.xx

Kit movimentazione e tenuta
1 anta apribile - anta DX

portata fino a 250 kg

1 leaf handling and sealing kit - RH

load up to 250 kg

Schema| *Type* B

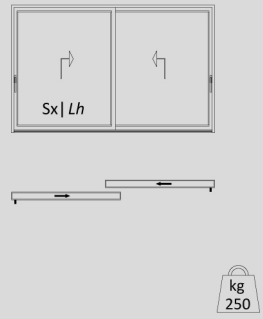

AG2997B.xx

Kit movimentazione e tenuta 2 ante apribili - 1^ anta SX

portata fino a 250 kg

2 leaf handling and sealing kit - LH master

load up to 250 kg

Schema| *Type* A

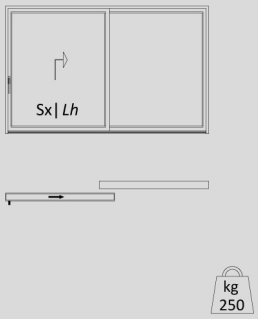

AG2997A.xx

Kit movimentazione e tenuta
1 anta apribile - anta SX

portata fino a 250 kg

1 leaf handling and sealing kit - LH

load up to 250 kg

Schema| *Type* C

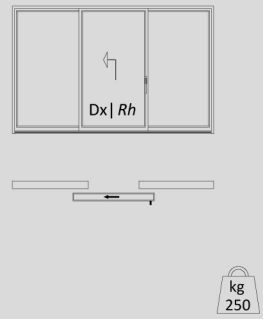

AG2996C.xx

Kit movimentazione e tenuta
1 anta apribile continua
anta DX

portata fino a 250 kg

1 continuos leaf handling and sealing kit - RH

load up to 250 kg

Schema| *Type* B

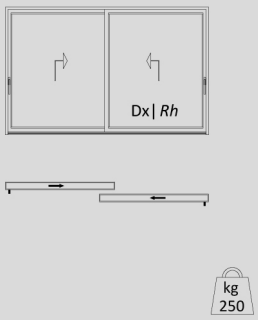

AG2996B.xx

Kit movimentazione e tenuta 2 ante apribili - 1^ anta DX

portata fino a 250 kg

2 leaf handling and sealing kit - RH master

load up to 250 kg

Schema| *Type* C

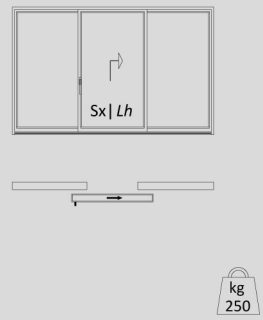

AG2997C.xx

Kit movimentazione e tenuta
1 anta apribile continua
anta SX

portata fino a 250 kg

1 continuos leaf handling and sealing kit - LH

load up to 250 kg

Schema| *Type* E

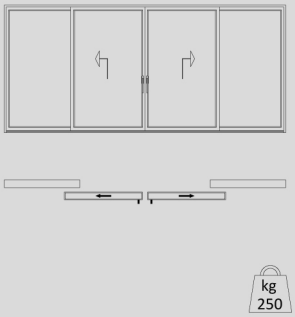

AG2996E.xx

Kit movimentazione e tenuta 2 ante apribili coassiali

portata fino a 250 kg

2 coaxial leaf handling and sealing kit

load up to 250 kg

Schema| *Type* B3

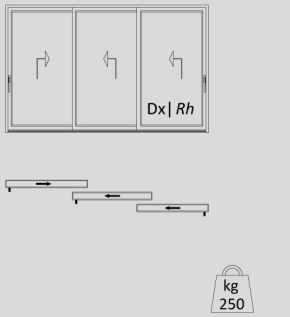

AG2996B3.xx

Kit movimentazione e tenuta 3 ante - anta DX

portata fino a 250 kg

3 leaf handling and sealing kit - RH

load up to 250 kg

Schema| *Type* F

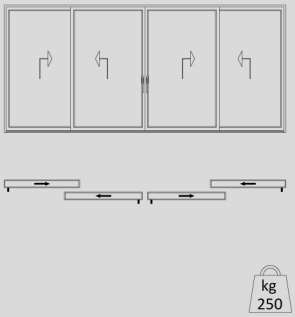

AG2996F.xx

Kit movimentazione e tenuta 4 ante apribili coassiali

portata fino a 250 kg

4 coaxial leaf handling and sealing kit

load up to 250 kg

Schema| *Type* B3

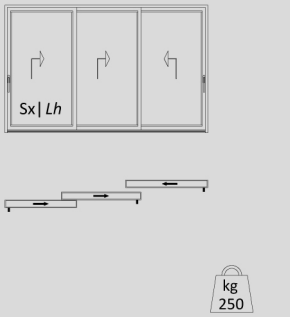

AG2997B3.xx

Kit movimentazione e tenuta 3 ante - anta SX

portata fino a 250 kg

3 leaf handling and sealing kit - LH

load up to 250 kg

Schema| *Type* A3

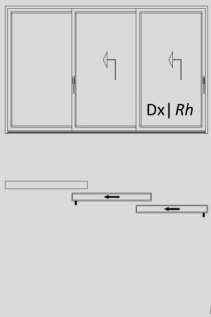

AG2996A3.xx

Kit movimentazione e tenuta 2 ante - anta DX

portata fino a 250 kg

2 leaf handling and sealing kit - RH

load up to 250 kg

Schema| *Type* C3

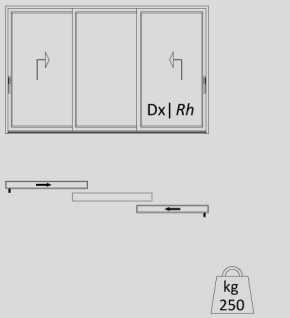

AG2996C3.xx

Kit movimentazione e tenuta 2 ante - anta DX

portata fino a 250 kg

2 leaf handling and sealing kit - RH

load up to 250 kg

Schema| *Type* A3

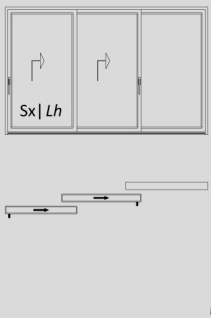

AG2997A3.xx

Kit movimentazione e tenuta 2 ante - anta SX

portata fino a 250 kg

2 leaf handling and sealing kit - LH

load up to 250 kg

Schema| *Type* C3

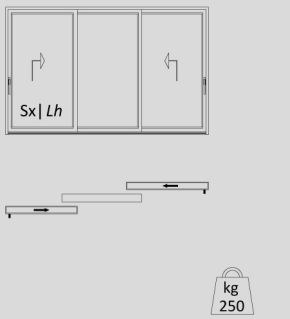

AG2997C3.xx

Kit movimentazione e tenuta 2 ante - anta SX

portata fino a 250 kg

2 leaf handling and sealing kit - LH

load up to 250 kg

Schema| *Type* E3

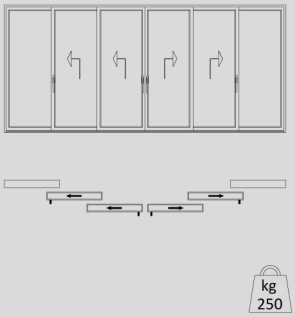

AG2996E3.xx

Kit movimentazione e tenuta 4 ante apribili coassiali

portata fino a 250 kg

4 coaxial leaf handling and sealing kit

load up to 250 kg

Schema| *Type* S2

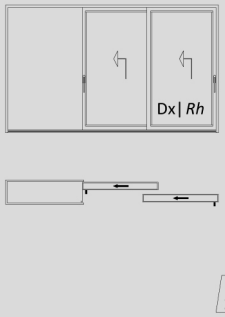

AG2996S2.xx

Kit movimentazione e tenuta 2 ante a scomparsa - anta DX

portata fino a 250 kg

2 concealed leaf handling and sealing kit - RH

load up to 250 kg

Schema| *Type* F3

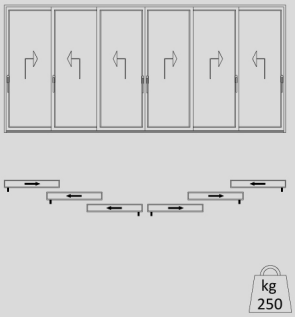

AG2996F3.xx

Kit movimentazione e tenuta 6 ante apribili coassiali

portata fino a 250 kg

6 coaxial leaf handling and sealing kit

load up to 250 kg

Schema| *Type* S2

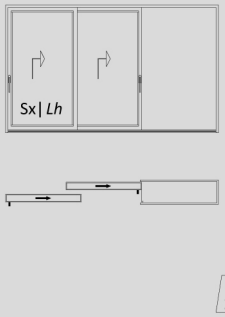

AG2997S2.xx

Kit movimentazione e tenuta 2 ante a scomparsa - anta SX

portata fino a 250 kg

2 concealed leaf handling and sealing kit - LH

load up to 250 kg

Schema| *Type* S1

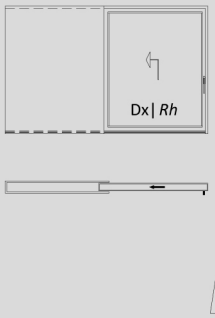

AG2996S1.xx

Kit movimentazione e tenuta 1 anta scomparsa - anta DX

portata fino a 250 kg

1 concealed leaf handling and sealing kit - RH

load up to 250 kg

Schema| *Type* S3

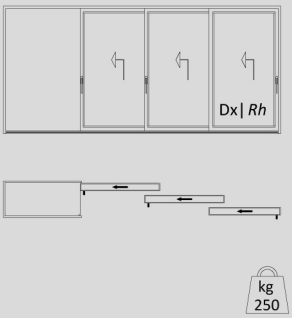

AG2996S3.xx

Kit movimentazione e tenuta 3 ante a scomparsa - anta DX

portata fino a 250 kg

3 concealed leaf handling and sealing kit - RH

load up to 250 kg

Schema| *Type* S1

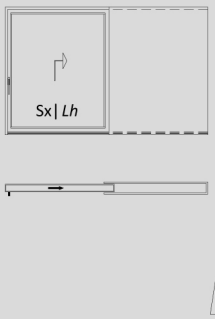

AG2997S1.xx

Kit movimentazione e tenuta 1 anta scomparsa - anta SX

portata fino a 250 kg

1 concealed leaf handling and sealing kit - LH

load up to 250 kg

Schema| *Type* S3

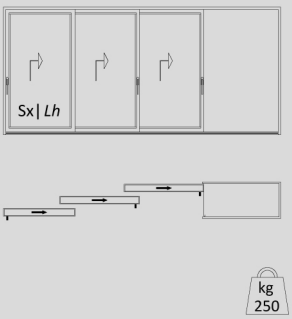

AG2997S3.xx

Kit movimentazione e tenuta 3 ante a scomparsa - anta SX

portata fino a 250 kg

3 concealed leaf handling and sealing kit - LH

load up to 250 kg

Schema| *Type* T1

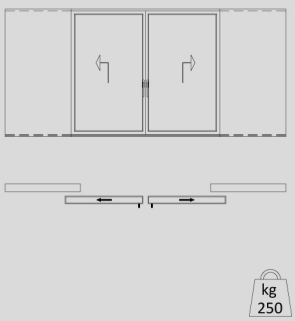

AG2996T1.xx

Kit movimentazione e tenuta
2 ante a scomparsa coassiali

portata fino a 250 kg

2 coaxial concealed leaf handling and sealing kit

load up to 250 kg

Schema| *Type* T2

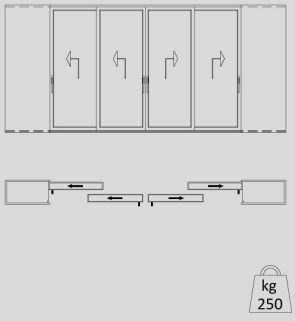

AG2996T2.xx

Kit movimentazione e tenuta
4 ante a scomparsa coassiali

portata fino a 250 kg

4 coaxial concealed leaf handling and sealing kit

load up to 250 kg

Schema| *Type* T3

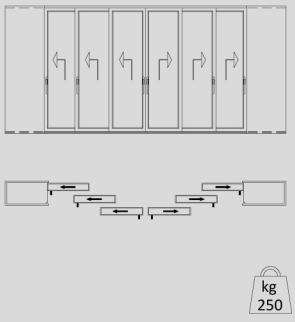

AG2996T3.xx

Kit movimentazione e tenuta
6 ante a scomparsa coassiali

portata fino a 250 kg

6 coaxial concealed leaf handling and sealing kit

load up to 250 kg

Tabelle di determinazione range di utilizzo kit motorizzazione ante

Table for motorisation range kit selection

250 kg

		1751 2100	2101 2350	2351 2700	2701 2908
larghezza *width*	**1135 - 1925**	B1	C1	D1	E1
H sblocco - *unlock*		996	996	996	996

Schema| *Type* A

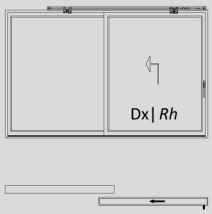

MG2996A.xx

Kit movimentazione e tenuta per ante motorizzate
1 anta apribile - anta DX

portata fino a 250 kg

Motorised leaf handling and sealing kit
1 leaf - RH

load up to 250 kg

MBSxxx

Motorizzazione scorrimento vedi pg. 2.3.8
Sliding motorisation see pg. 2.3.8

Schema| *Type* A

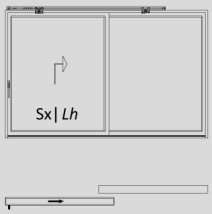

MG2997A.xx

Kit movimentazione e tenuta per ante motorizzate
1 anta apribile - anta SX

portata fino a 250 kg

Motorised leaf handling and sealing kit
1 leaf - LH

load up to 250 kg

MBSxxx

Motorizzazione scorrimento vedi pg. 2.3.8
Sliding motorisation see pg. 2.3.8

Schema| *Type* B

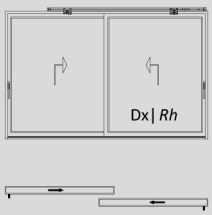

MG2996B.xx

Kit movimentazione e tenuta per ante motorizzate
2 ante apribili
1 anta motorizzata - DX

portata fino a 250 kg

Motorised leaf handling and sealing kit
2 leafs
1 leaf motorised - RH

load up to 250 kg

MBSxxx

Motorizzazione scorrimento vedi pg. 2.3.8
Sliding motorisation see pg. 2.3.8

Schema| *Type* B

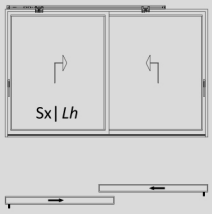

kg 250

MG2997B.xx

Kit movimentazione e tenuta per ante motorizzate
2 ante apribili
1 anta motorizzata - SX

portata fino a 250 kg

Motorised leaf handling and sealing kit
2 leafs
1 leaf motorised - LH

load up to 250 kg

MBSxxx

Motorizzazione scorrimento vedi pg. 2.3.8
Sliding motorisation see pg. 2.3.8

Schema| *Type* C

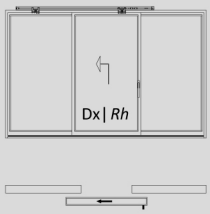

kg 250

MG2996C.xx

Kit movimentazione e tenuta per ante motorizzate
1 anta apribile - anta DX

portata fino a 250 kg

Motorised leaf handling and sealing kit
1 leaf - RH

load up to 250 kg

MBSxxx

Motorizzazione scorrimento vedi pg. 2.3.8
Sliding motorisation see pg. 2.3.8

Schema| *Type* C

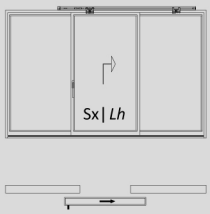

kg 250

MG2997C.xx

Kit movimentazione e tenuta per ante motorizzate
1 anta apribile - anta SX

portata fino a 250 kg

Motorised leaf handling and sealing kit
1 leaf - LH

load up to 250 kg

MBSxxx

Motorizzazione scorrimento vedi pg. 2.3.8
Sliding motorisation see pg. 2.3.8

Schema| *Type* E

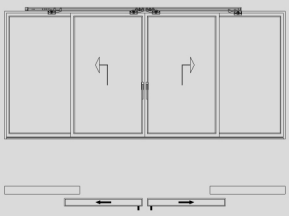

kg 250

MG2996E.xx

Kit movimentazione e tenuta per ante motorizzate
2 ante apribili coassiali

portata fino a 250 kg

Motorised leaf handling and sealing kit
2 coaxial leafs

load up to 250 kg

MBXxxx

Motorizzazione scorrimento vedi pg. 2.3.8
Sliding motorisation see pg. 2.3.8

Schema| *Type* F

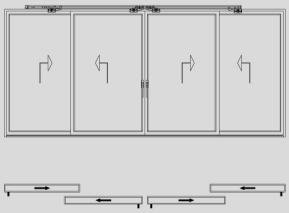



MG2996F.xx

Kit movimentazione e tenuta per ante motorizzate
4 ante apribili
2 ante coassiali motorizzate

portata fino a 250 kg

Motorised leaf handling and sealing kit
4 leafs
2 coaxial leafs motorised

load up to 250 kg

MBXxxx

Motorizzazione scorrimento vedi pg. 2.3.8
Sliding motorisation see pg. 2.3.8

Schema| *Type* C3

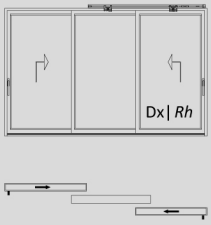



MG2996C3.xx

Kit movimentazione e tenuta per ante motorizzate
1 anta apribile - anta DX

portata fino a 250 kg

Motorised leaf handling and sealing kit
1 leaf - RH

load up to 250 kg

MBSxxx

Motorizzazione scorrimento vedi pg. 2.3.8
Sliding motorisation see pg. 2.3.8

Schema| *Type* C3

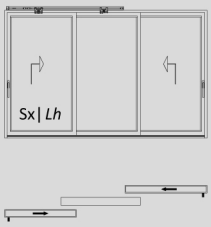



MG2997C3.xx

Kit movimentazione e tenuta per ante motorizzate
1 anta apribile - anta SX

portata fino a 250 kg

Motorised leaf handling and sealing kit
1 leaf - LH

load up to 250 kg

MBSxxx

Motorizzazione scorrimento vedi pg. 2.3.8
Sliding motorisation see pg. 2.3.8

Schema| *Type* S1

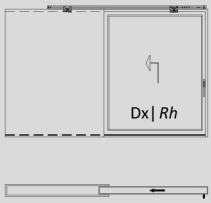



MG2996S1.xx

Kit movimentazione e tenuta per ante motorizzate
1 anta scomparsa - anta DX

portata fino a 250 kg

Motorised leaf handling and sealing kit
1 concealed leaf - RH

load up to 250 kg

MBSxxx

Motorizzazione scorrimento vedi pg. 2.3.8
Sliding motorisation see pg. 2.3.8

Schema| *Type* S1

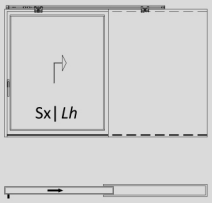



MG2997S1.xx

Kit movimentazione e tenuta per ante motorizzate
1 anta scomparsa - anta SX

portata fino a 250 kg

Motorised leaf handling and sealing kit
1 concealed leaf - LH

load up to 250 kg

MBSxxx

Motorizzazione scorrimento vedi pg. 2.3.8
Sliding motorisation see pg. 2.3.8

Schema| *Type* T1

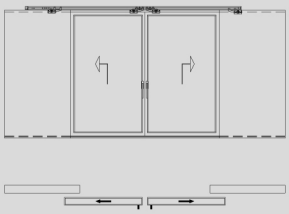



MG2996T1.xx

Kit movimentazione e tenuta per ante motorizzate
2 ante scomparsa coassiali

portata fino a 250 kg

Motorised leaf handling and sealing kit
2 concealed coaxial leafs

load up to 250 kg

MBXxxx

Motorizzazione scorrimento vedi pg. 2.3.8
Sliding motorisation see pg. 2.3.8

Kit motorizzazione scorrimento (da abbinare al kit movimentazione e tenuta per ante motorizzate MG299xxx.xx)

Sliding motorisation kit (to be combined with the handling and sealing kit for MG299xxx.xx motorised leaves)

SCHEMA *TYPE*	**MOTORE** *MOTOR*	**LARGHEZZA ANTA** *SASH WIDTH*	**LUNGHEZZA MOTORE** *MOTOR LENGTH*
A-B S1 C-C3	**MB S 140**	1135 - 1430	2174
	MB S 200	1431 - 1995	2774
E F T1	**MB X 150**	1135 - 1500	3974
	MB X 200	1501 - 1995	4974

Profili | *Profiles*

Prospetto | *View*
Vista interna | *Internal view*

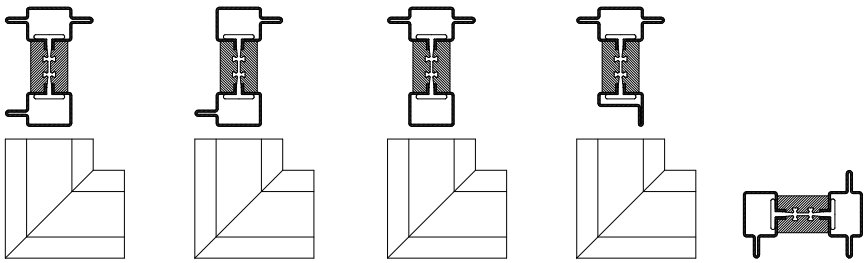

Schema | *Type* A-B

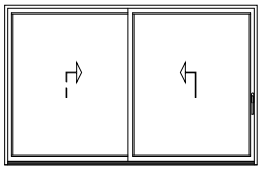

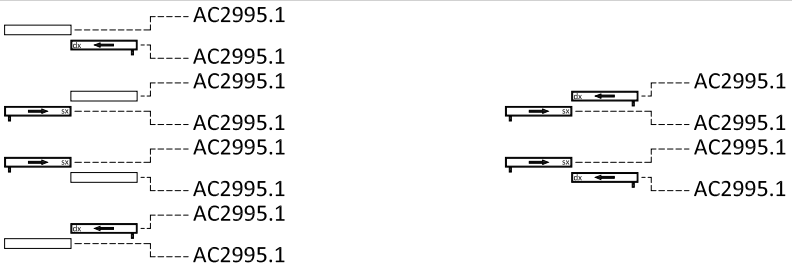

Schema | *Type* C

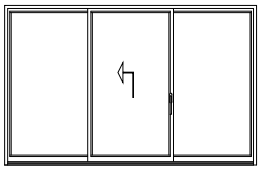

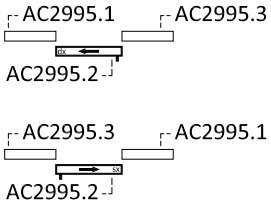

Schema | *Type* E-F

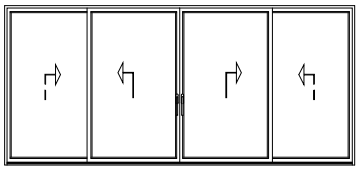



Schema | *Type* A3-B3

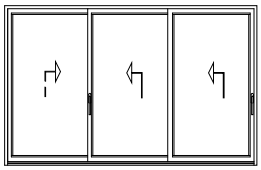



Schema | *Type* C3

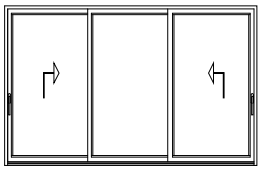

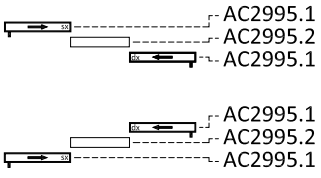

Schema | *Type* E3-F3

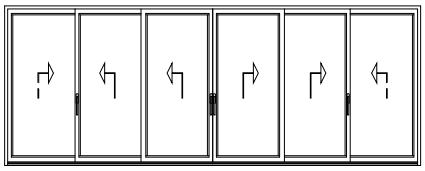

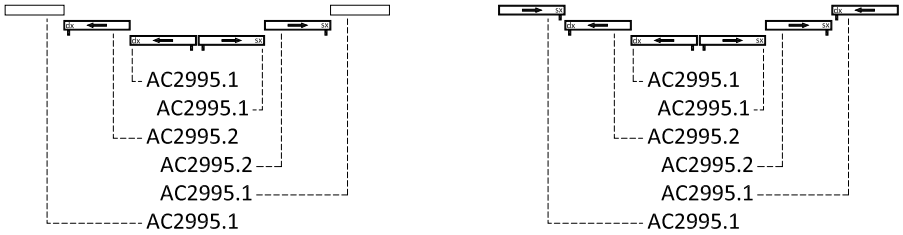

Profili | *Profiles*

Prospetto | *View*
Vista interna | *Internal view*

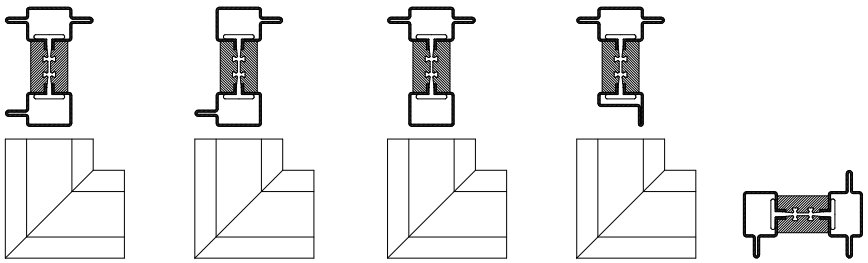

Schema | *Type* S1

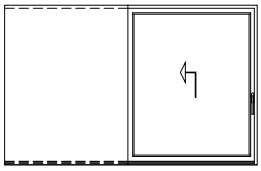

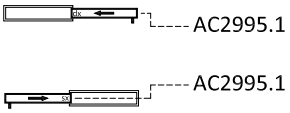

Schema | *Type* S2

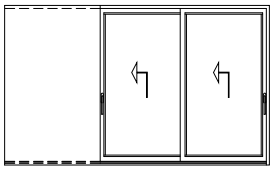

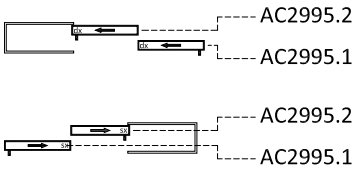

Schema | *Type* S3

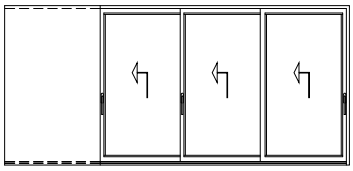

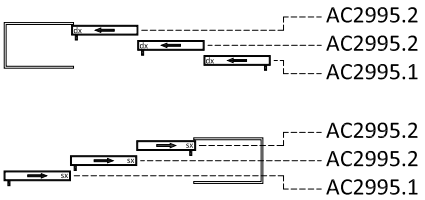

Schema | *Type* T1

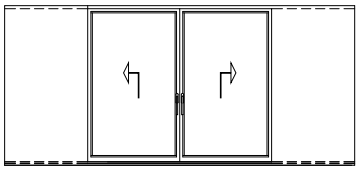



Schema | *Type* T2

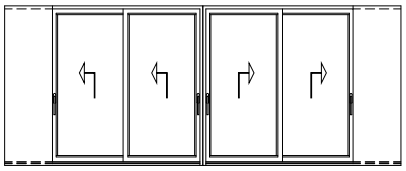

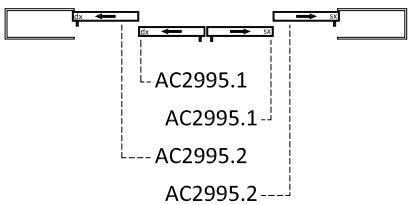

Schema | *Type* T3

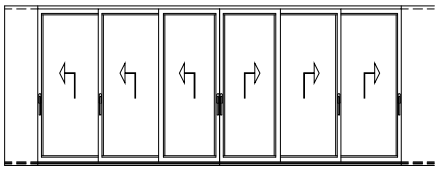

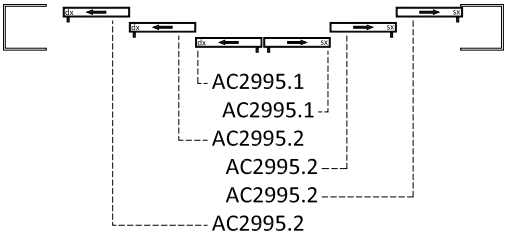



AC1730I

Kit per giunzione telaio esterno
PR1320
Acciaio inox

Kit of external frame junction
PR1320
Stainless steel

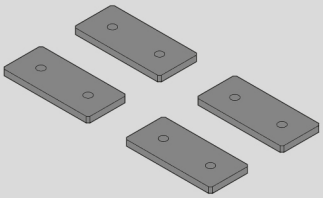

ZN per acciaio zincato|*for* galvanized *steel*
IZ per acciaio inox e corten
for stainless steel and corten steel
BR per ottone|*for brass*

AC2995R.xx

Kit piastrine di giunzione telaio esterno
PR2986-PR2987

Kit of external frame junction plates
PR2986-PR2987

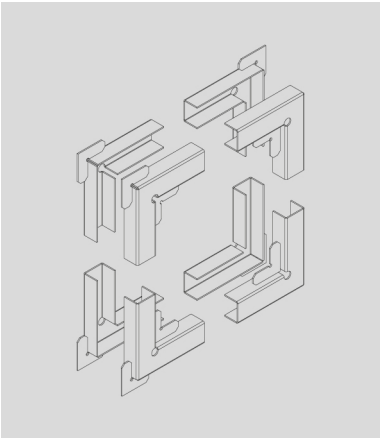

AC2995.1

Kit squadrette di giunzione angoli per anta apribile o fissa
PR2995-PR2995-PR2995-PR2992
PR2995-PR2995-PR2995-PR2993

Acciaio inox

Corner joint kit for openable or fixed sash
PR2995-PR2995-PR2995-PR2992
PR2995-PR2995-PR2995-PR2993

Stainless steel

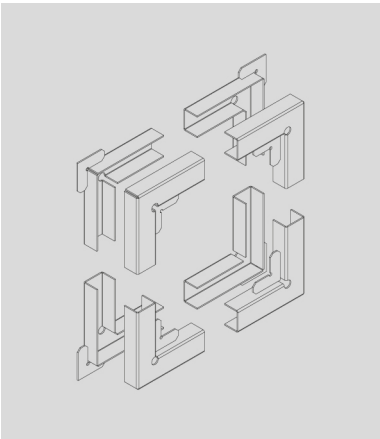

AC2995.2

Kit squadrette di giunzione angoli per anta centrale apribile o fissa
PR2995-PR2992-PR2995-PR2993

Acciaio inox

Corner joint kit for central openable or fixed sash
PR2995-PR2992-PR2995-PR2993

Stainless steel

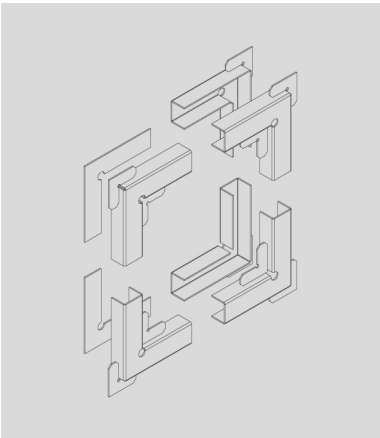

AC2995.3

Kit squadrette di giunzione angoli per anta fissa
schema C
PR2995-PR2992C-PR2995-PR2995

Acciaio inox

Corner joint kit for fixed sash type C
PR2995-PR2992C-PR2995-PR2995

Stainless steel



BR ottone grezzo|*untreated brass*
BB ottone brunito|*burnished brass*
CZ acciaio corten|*corten steel*
SB acciaio inox|*stainless steel*
IX acciaio inox brunito| *burnished stainless steel*

ACV110.xx

Vaschetta esterna "VITRUVIO"

"VITRUVIO" External flush handle



BR ottone grezzo|*untreated brass*
BB ottone brunito|*burnished brass*
CZ acciaio corten|*corten steel*
SB acciaio inox|*stainless steel*
IX acciaio inox brunito| *burnished stainless steel*

ACV222.xx

Maniglione singolo "VITRUVIO" copertina lunga
L | quadra | tronca □18

Single "VITRUVIO" handle long cover
L | square | cut □18



BR ottone grezzo|*untreated brass*
BB ottone brunito|*burnished brass*
CZ acciaio corten|*corten steel*
SB acciaio inox|*stainless steel*
IX acciaio inox brunito| *burnished stainless steel*

ACV212.xx

Maniglione singolo "VITRUVIO" copertina corta
L | quadra | tronca □18

Single "VITRUVIO" handle short cover
L | square | cut □18

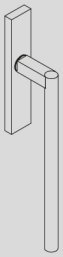

BR ottone grezzo|*untreated brass*
BB ottone brunito|*burnished brass*
CZ acciaio corten|*corten steel*
SB acciaio inox|*stainless steel*
IX acciaio inox brunito| *burnished stainless steel*

ACV223.xx

Maniglione singolo "VITRUVIO" copertina lunga
L | tonda | tronca Ø18

Single "VITRUVIO" handle long cover
L | round | cut Ø18



BR ottone grezzo|*untreated brass*
BB ottone brunito|*burnished brass*
CZ acciaio corten|*corten steel*
SB acciaio inox|*stainless steel*
IX acciaio inox brunito| *burnished stainless steel*

ACV213.xx

Maniglione singolo "VITRUVIO" copertina corta
L | tonda | tronca Ø18

Single "VITRUVIO" handle short cover
L | round | cut Ø18



BR ottone grezzo|*untreated brass*
BB ottone brunito|*burnished brass*
CZ acciaio corten|*corten steel*
SB acciaio inox|*stainless steel*
IX acciaio inox brunito| *burnished stainless steel*

ACV225.xx

Maniglione singolo "VITRUVIO" copertina lunga
L | tonda | sfera Ø18

Single "VITRUVIO" handle long cover
L | round | sphere Ø18



BR ottone grezzo|*untreated brass*
BB ottone brunito|*burnished brass*
CZ acciaio corten|*corten steel*
SB acciaio inox|*stainless steel*
IX acciaio inox brunito| *burnished stainless steel*

ACV215.xx

Maniglione singolo "VITRUVIO" copertina corta
L | tonda | sfera Ø18

Single "VITRUVIO" handle short cover
L | round | sphere Ø18



BR ottone grezzo|*untreated brass*
BB ottone brunito|*burnished brass*
CZ acciaio corten|*corten steel*
SB acciaio inox|*stainless steel*
IX acciaio inox brunito| *burnished stainless steel*

ACV222Y.xx

Maniglione singolo "VITRUVIO" copertina lunga con foro chiave europea
L | quadra | tronca □18

Single "VITRUVIO" handle long cover with European key hole
L | square | cut □18



BR ottone grezzo|*untreated brass*
BB ottone brunito|*burnished brass*
CZ acciaio corten|*corten steel*
SB acciaio inox|*stainless steel*
IX acciaio inox brunito| *burnished stainless steel*

ACV223Y.xx

Maniglione singolo "VITRUVIO" copertina lunga con foro chiave europea
L | tonda | tronca Ø18

Single "VITRUVIO" handle long cover with European key hole
L | round | cut Ø18

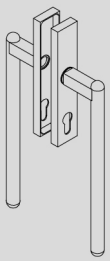

BR ottone grezzo|*untreated brass*
BB ottone brunito|*burnished brass*
CZ acciaio corten|*corten steel*
SB acciaio inox|*stainless steel*
IX acciaio inox brunito| *burnished stainless steel*

ACV235Y.xx

Maniglione doppio "VITRUVIO" copertina lunga con foro chiave europea
L | tonda | sfera Ø18

Double "VITRUVIO" handle long cover with European key hole
L | round | sphere Ø18



BR ottone grezzo|*untreated brass*
BB ottone brunito|*burnished brass*
CZ acciaio corten|*corten steel*
SB acciaio inox|*stainless steel*
IX acciaio inox brunito| *burnished stainless steel*

ACV225Y.xx

Maniglione singolo "VITRUVIO" copertina lunga con foro chiave europea
L | tonda | sfera Ø18

Single "VITRUVIO" handle long cover with European key hole
L | round | sphere Ø18

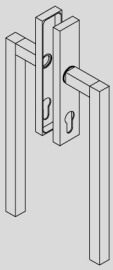

BR ottone grezzo|*untreated brass*
BB ottone brunito|*burnished brass*
CZ acciaio corten|*corten steel*
SB acciaio inox|*stainless steel*
IX acciaio inox brunito| *burnished stainless steel*

ACV232Y.xx

Maniglione doppio "VITRUVIO" copertina lunga con foro chiave europea
L | quadra | tronca □18

Double "VITRUVIO" handle long cover with European key hole
L | square | cut □18

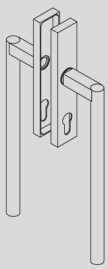

BR ottone grezzo|*untreated brass*
BB ottone brunito|*burnished brass*
CZ acciaio corten|*corten steel*
SB acciaio inox|*stainless steel*
IX acciaio inox brunito| *burnished stainless steel*

ACV233Y.xx

Maniglione doppio "VITRUVIO" copertina lunga con foro chiave europea
L | tonda | tronca Ø18

Double "VITRUVIO" handle long cover with European key hole
L | round | cut Ø18



GE1011

Guarnizione interna fermavetro spessore 3-4 mm

Internal gasket on 3-4 mm thick glazing bead



GE2905S

Guarnizione superiore ante

Top-rail gasket



GE1142

Guarnizione di tenuta labirinto

Labyrinth sealing gasket

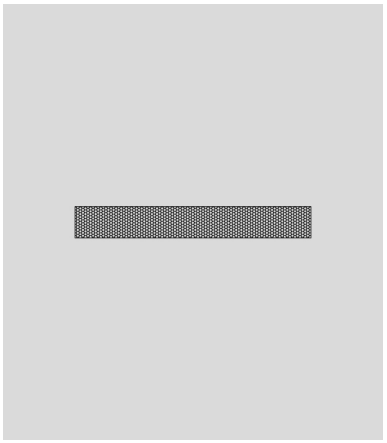

GE2907TT

Guarnizione sotto vetro

Under glass gasket



GE1305S

Guarnizione laterale e inferiore ante

Sash uproghts an bottom rail gasket



GP0095

Guarnizione interna fermavetro spessore 3 mm

Internal glass gasket
3 mm thick



GE2606

Guarnizione adesiva esterno vetro
vedi pg. 5.1.1

Adhesive weather strip outer window
see pg. 5.1.2



GU1387

Spazzolino per labirinto
H=13 mm

Brush for labyrinth joint
H=13 mm



GU2036

Piattina adesiva morbida
per fondo giunto esterno vetro
12x4 mm

Soft adhesive shim for
external window joint
12x4 mm



AT2038

Ganasce di taglio per
PR2638

Cutting jaws for
PR2638



AT2900

Kit ganasce di taglio

Kit of cutting jaws for profiles



AT2828

Maschera per esecuzione fori
fissaggio fermavetri

Drill jig for glazing beads
securing

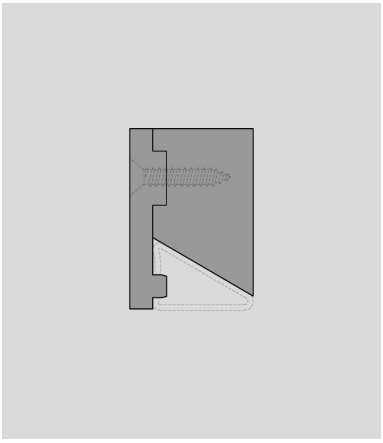

AT2829

Ganasce di taglio per
fermavetro PR2629

Kit of cutting jaws
for glazin bead PR2629



SA005/01

Liquido neritore per brunitura
1 Kg

Burnishing liquid
1 Kg

SA005/10

Liquido neritore per brunitura
10 Kg

Burnishing liquid
10 Kg



SA1033

Nastro adesivo protettivo per verniciatura
33 mm

Adhesive tape for painting
33 mm



SA2001

Spray detergente antimpronta per superfici in acciaio inox

Anti-fingerprint detergent spray for stainless steel surfaces



SA2002

Spray solvente per rimozione collanti su superfici in acciaio inox

Solvent adhesive remover spray for stainless steel surfaces



SA2031

Liquido deumidificante vetri

Glass dehumidifying liquid



SA2032

Primer di adesione per profili verniciati

Adhesion primer for painted profiles



SA2033

Liquido di adesione per materiale plastico

Adhesion liquid for plastic



SA3001

Acido per ossidazione corten

Oxidising acid for corten



SA3002

Passivante per ossidazione corten
25 Kg

Passivating agent for corten
25 Kg

SA3002/5

Passivante per ossidazione corten
5 Kg

Passivating agent for corten
5 Kg



SL0022

Adesivo cianoacrilico per tamponi in neoprene

Cyanoacrylic adhesive for neoprene pads



SA3003

Cera d'api per finitura corten

Beeswax for Corten finishing



SL0019

Sigillante a freddo per giunzione angoli e traversi

Cold sealant for corner and transom joints

1 kg



SL0021

Silicone nero per guarnizioni

Black silicone for gaskets

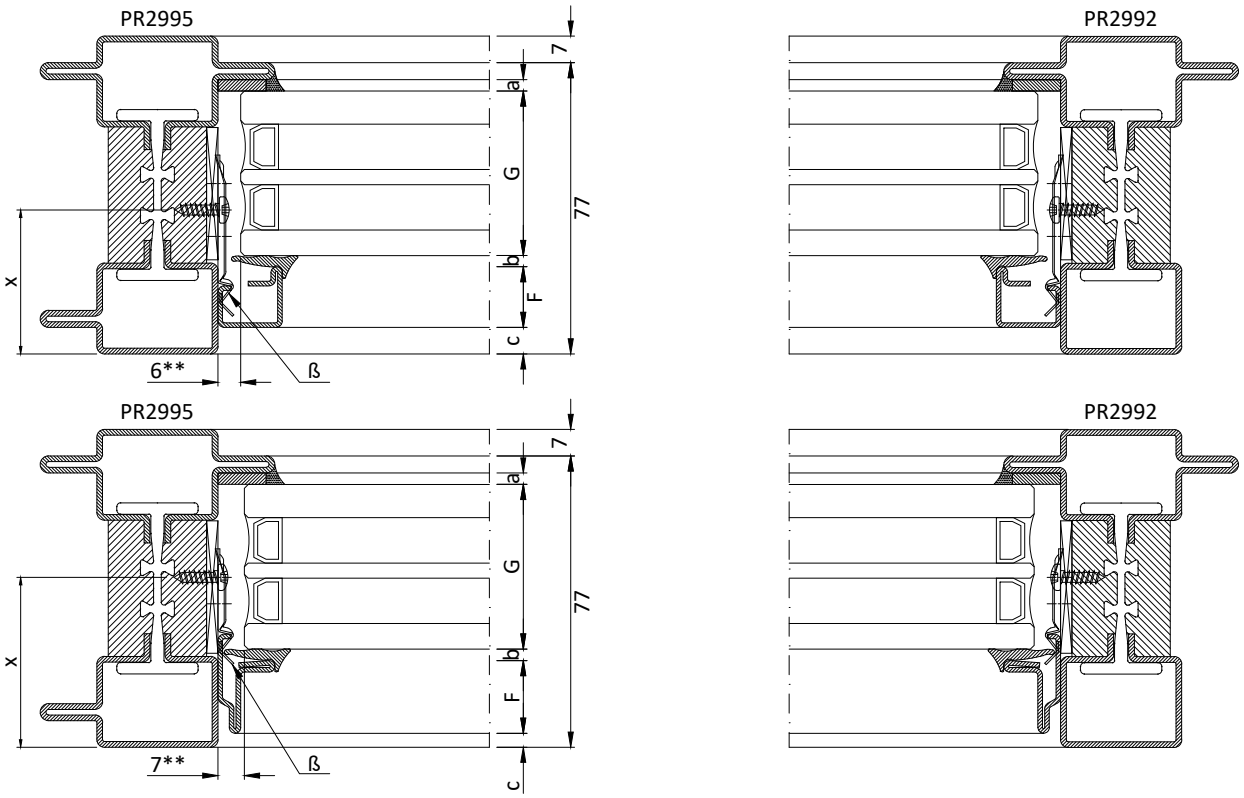

F	G	Guarnizioni - *gasket*				
fermavetro *glazing beads*	spessore vetro *glass thickness*	GU2036 3 mm + sigillatura *+ seal*	GP0095 2 / 3 mm	asse fissaggio viti fermavetro *glazing beads securing axis*	rientro fermavetro *glazing beads gap*	clips fissaggio fermavetro *glazing beads securing clips*
codice *code*	mm	a	b	x	c	ß
16, 1.2, 17 PR2606	35 - 51	3	3	47 - 31	16 - 0	AC2608AR*
19, 1.2, 17 PR2607	35 - 48			44 - 31	13 - 0	AC2608AR*
19, 1.2, 17 PR2627	35 - 48			44 - 31	13 - 0	AC2608AR*
22, 1.2, 15 PR2629	35 - 45			52 - 42	10 - 0	AC2608AR*
19, 1.2, 15 PR2638	35 - 48			54.5 - 41.5	13 - 0	AC2608

* fissare tramite il secondo foro della clip
* screw in the second hole of the clip
****** 7 mm per PR2638
****** *7 mm for PR2638*

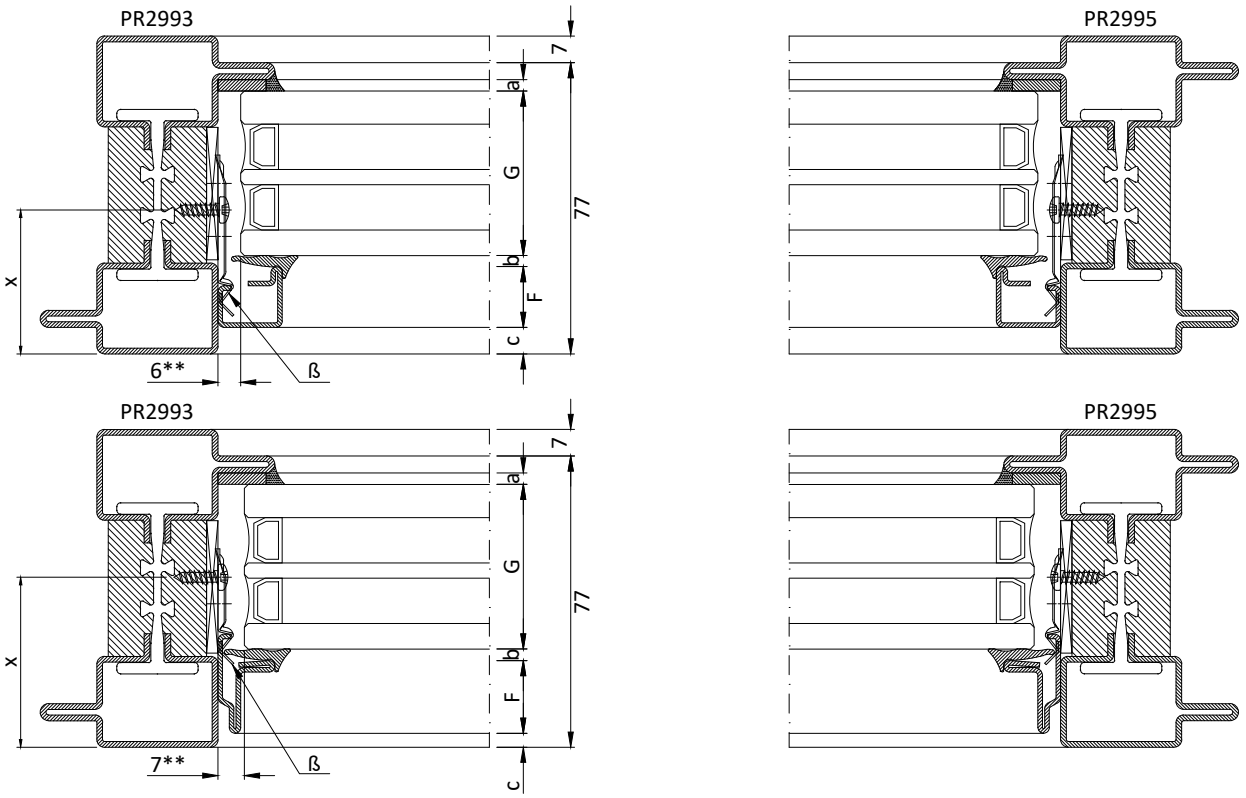

F	G	Guarnizioni - *gasket*				
fermavetro *glazing beads*	spessore vetro *glass thickness*	GU2036 3 mm + sigillatura *+ seal*	GP0095 2 / 3 mm	asse fissaggio viti fermavetro *glazing beads securing axis*	rientro fermavetro *glazing beads gap*	clips fissaggio fermavetro *glazing beads securing clips*
codice *code*	mm	a	b	x	c	ß
16 / 1.2 / 17 PR2606	35 - 51	3	3	47 - 31	16 - 0	AC2608AR*
19 / 1.2 / 17 PR2607	35 - 48			44 - 31	13 - 0	AC2608AR*
19 / 1.2 / 17 PR2627	35 - 48			44 - 31	13 - 0	AC2608AR*
22 / 1.2 / 15 PR2629	35 - 45			52 - 42	10 - 0	AC2608AR*
19 / 1.2 / 15 PR2638	35 - 48			54.5 - 41.5	13 - 0	AC2608

* fissare tramite il secondo foro della clip
* screw in the second hole of the clip
****** 7 mm per PR2638
****** *7 mm for PR2638*

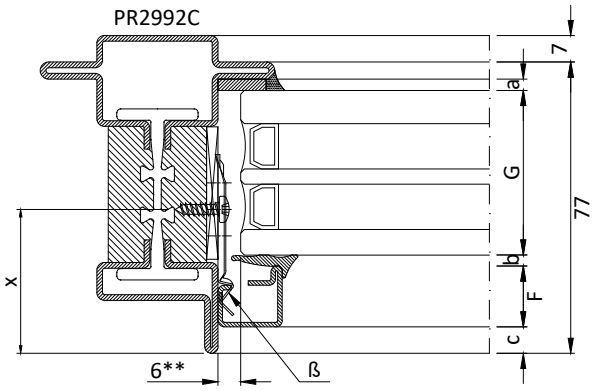

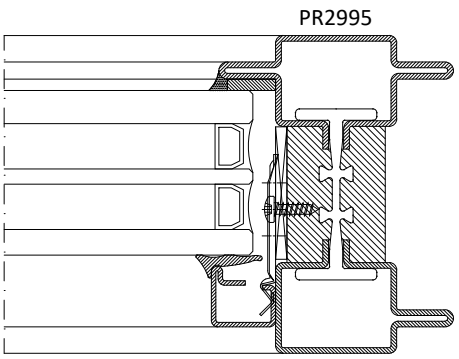

F	G	Guarnizioni - *gasket*				
fermavetro *glazing beads*	spessore vetro *glass thickness*	GU2036 3 mm + sigillatura *+ seal*	GP0095 2 / 3 mm	asse fissaggio viti fermavetro *glazing beads securing axis*	rientro fermavetro *glazing beads gap*	clips fissaggio fermavetro *glazing beads securing clips*
codice *code*	mm	a	b	x	c	ß
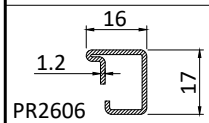 PR2606	44	3	3	38	7	AC2608AR*
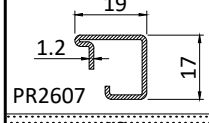 PR2607	41			38	7	AC2608AR*
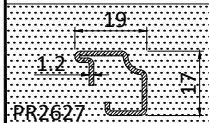 PR2627	Non utilizzabile su PR2992C *Cannot be used on PR2992C*					
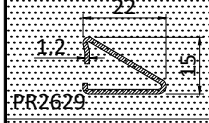 PR2629	Non utilizzabile su PR2992C *Cannot be used on PR2992C*					
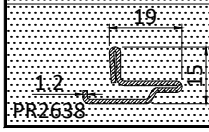 PR2638	Non utilizzabile su PR2992C *Cannot be used on PR2992C*					

* fissare tramite il secondo foro della clip
* screw in the second hole of the clip
****** 7 mm per PR2638
****** *7 mm for PR2638*

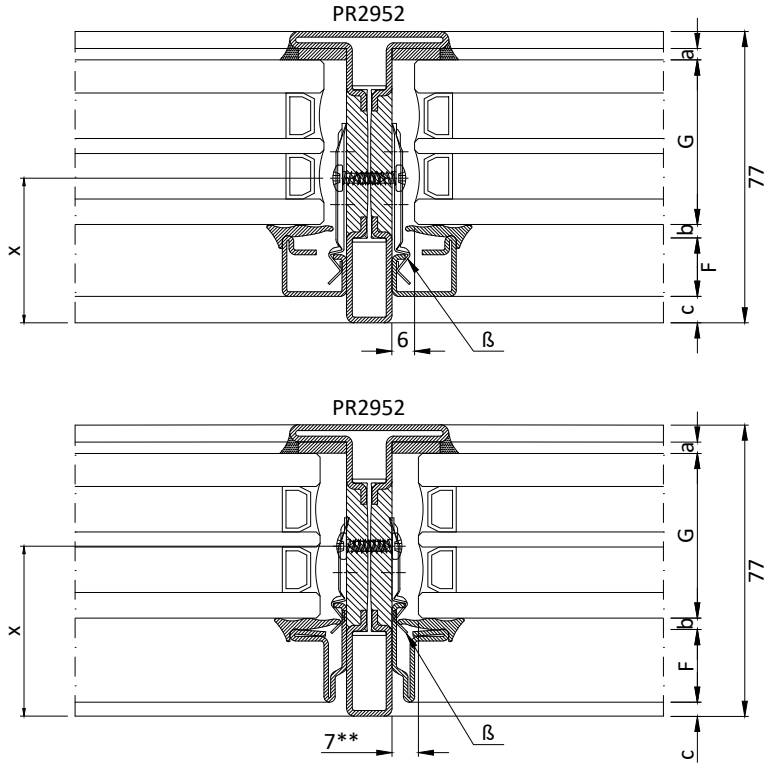

F	G	Guarnizioni - *gasket*				
fermavetro *glazing beads*	spessore vetro *glass thickness*	GU2036 3 mm + sigillatura *+ seal*	GP0095 2 / 3 mm	asse fissaggio viti fermavetro *glazing beads securing axis*	rientro fermavetro *glazing beads gap*	clips fissaggio fermavetro *glazing beads securing clips*
codice *code*	mm	a	b	x	c	ß
16, 1.2, 17 PR2606	35 - 51	3	3	47 - 31	16 - 0	AC2608AR*
19, 1.2, 17 PR2607	35 - 48			44 - 31	13 - 0	AC2608AR*
19, 1.2, 17 PR2627	35 - 48			44 - 31	13 - 0	AC2608AR*
22, 1.2, 15 PR2629	35 - 45			52 - 42	10 - 0	AC2608AR*
19, 1.2, 15 PR2638	35 - 48			54.5 - 41.5	13 - 0	AC2608

* fissare tramite il secondo foro della clip
* screw in the second hole of the clip
****** 7 mm per PR2638
****** *7 mm for PR2638*

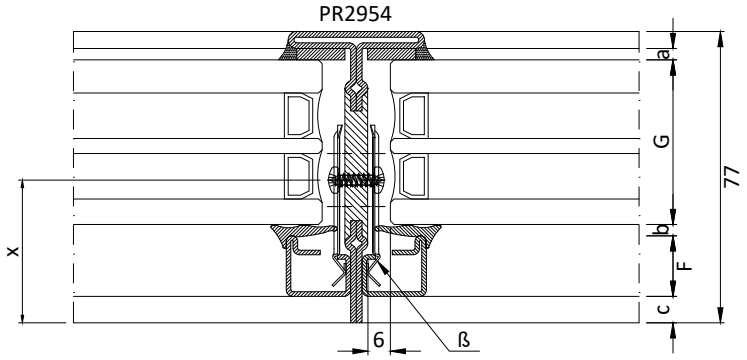

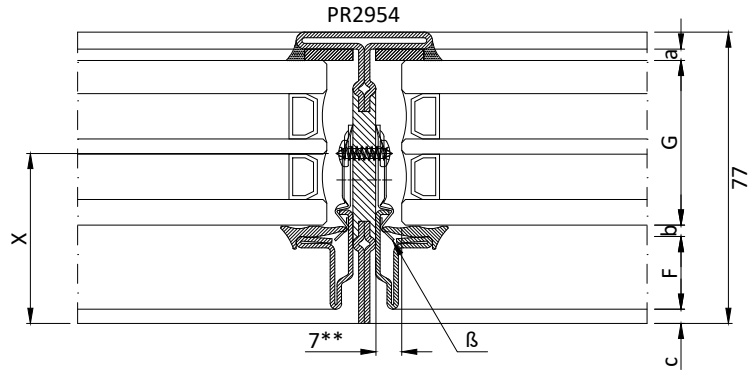

F	G	Guarnizioni - *gasket*				
fermavetro *glazing beads*	spessore vetro *glass thickness*	GU2036 3 mm + sigillatura *+ seal*	GP0095 2 / 3 mm	asse fissaggio viti fermavetro *glazing beads securing axis*	rientro fermavetro *glazing beads gap*	boccole e viti fissaggio fermavetro *Bushing and screws for fixing of glazing bead*
codice *code*	mm	a	b	x	c	ß
16, 1.2, 17 PR2606	43 - 51!!	3	3	39 - 31	8 - 0	AC2609AR*
19, 1.2, 17 PR2607	40 - 48			39 - 31	8 - 0	AC2609AR*
19, 1.2, 17 PR2627	40 - 48			39 - 31	8 - 0	AC2609AR*
22, 1.2, 15 PR2629	Non utilizzabile su PR2954 *Cannot be used on PR2954*					
19, 1.2, 15 PR2638	35 - 48			54.5 - 41.5	13 - 0	AC2608

* fissare tramite il secondo foro della clip
* screw in the second hole of the clip
****** 7 mm per PR2638
****** *7 mm for PR2638*

‼ da 43 a 51 mm fissare tramite il secondo foro della clip con rondella di spessoramento da 1 mm
‼ from 43 to 51 mm fix through the second hole of the clip with shim washer of 1 mm

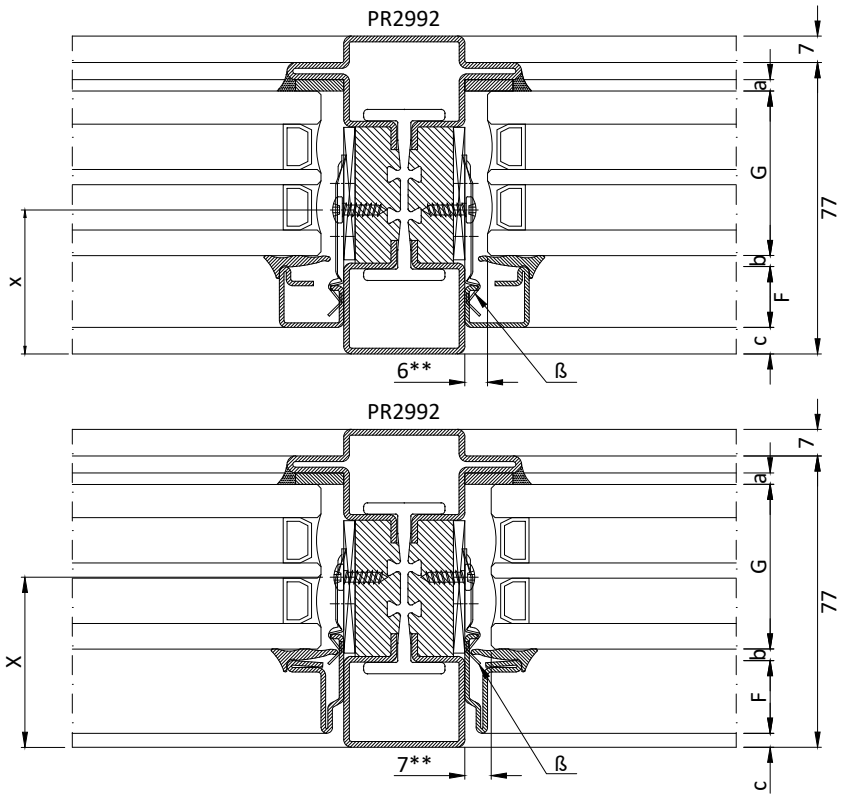

F	G	Guarnizioni - *gasket*				
fermavetro *glazing beads*	spessore vetro *glass thickness*	GU2036 3 mm + sigillatura *+ seal*	GP0095 2 / 3 mm	asse fissaggio viti fermavetro *glazing beads securing axis*	rientro fermavetro *glazing beads gap*	clips fissaggio fermavetro *glazing beads securing clips*
codice *code*	mm	a	b	x	c	ß
16, 1.2, 17 PR2606	35 - 51	3	3	47 - 31	16 - 0	AC2608AR*
19, 1.2, 17 PR2607	35 - 48			44 - 31	13 - 0	AC2608AR*
19, 1.2, 17 PR2627	35 - 48			44 - 31	13 - 0	AC2608AR*
22, 1.2, 15 PR2629	35 - 45			52 - 42	10 - 0	AC2608AR*
19, 1.2, 15 PR2638	35 - 48			54.5 - 41.5	13 - 0	AC2608

* fissare tramite il secondo foro della clip
* screw in the second hole of the clip
****** 7 mm per PR2638
****** *7 mm for PR2638*

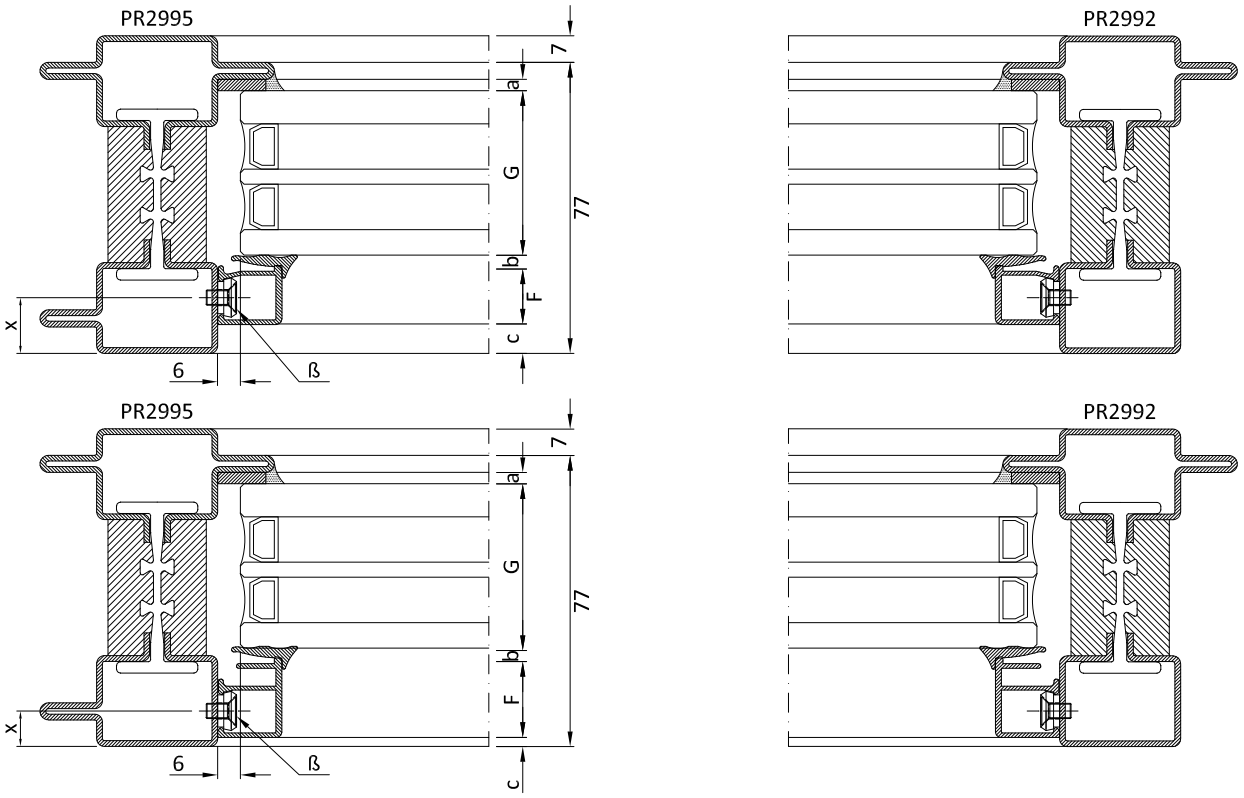

F	G	Guarnizioni - *gasket*				
fermavetro *glazing beads*	spessore vetro *glass thickness*	GU2036 3 mm + sigillatura *+ seal*	GP0095 2 / 3 mm	asse fissaggio viti fermavetro *glazing beads securing axis*	rientro fermavetro *glazing beads gap*	clips fissaggio fermavetro *glazing beads securing clips*
codice *code*	mm	a	b	x	c	ß
PA2606 (15.5 × 17)	40 - 51	3	3	18 - 7	11 - 0	CV1243(I) CV5012(I)
PA2607 (21 × 17, 1.2)	35 - 46			18 - 7	11 - 0	CV1243(I) CV5012(I)

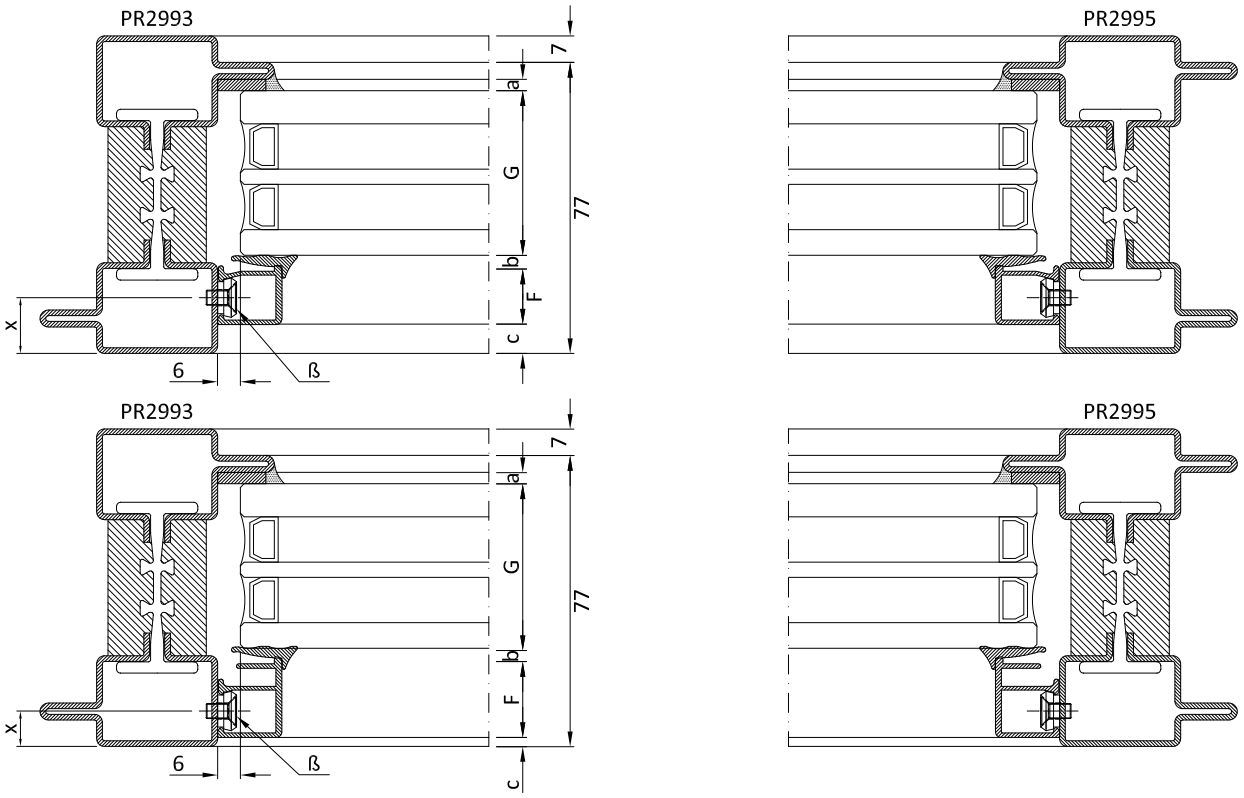

F	G	Guarnizioni - *gasket*				
fermavetro *glazing beads*	spessore vetro *glass thickness*	GU2036 3 mm + sigillatura *+ seal*	GP0095 2 / 3 mm	asse fissaggio viti fermavetro *glazing beads securing axis*	rientro fermavetro *glazing beads gap*	clips fissaggio fermavetro *glazing beads securing clips*
codice *code*	mm	a	b	x	c	ß
PA2606 (15.5 × 17)	40 - 51	3	3	18 - 7	11 - 0	CV1243(I) CV5012(I)
PA2607 (21, 1.2 × 17)	35 - 46			18 - 7	11 - 0	CV1243(I) CV5012(I)

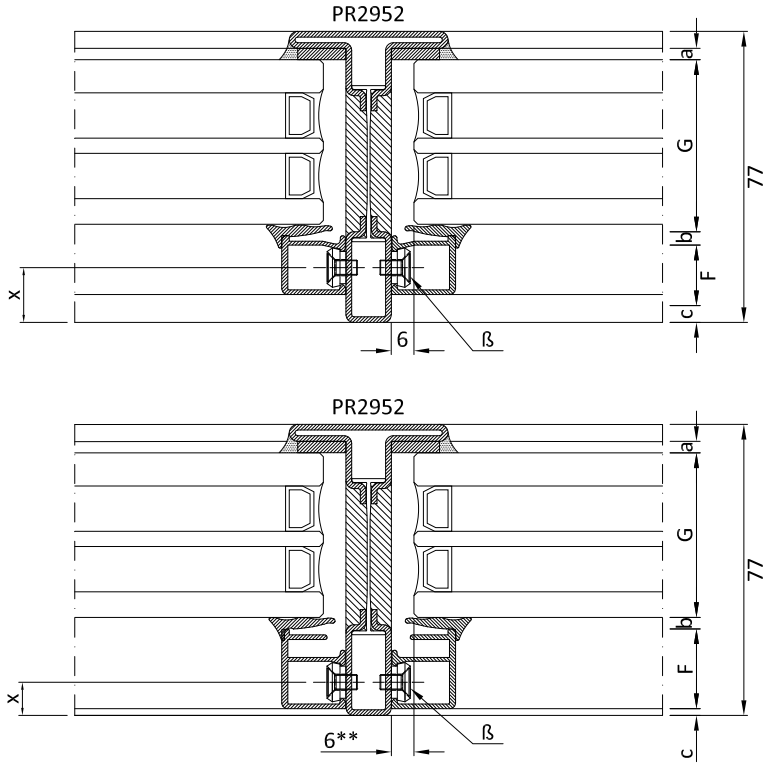

F	G	Guarnizioni - *gasket*				
fermavetro *glazing beads*	spessore vetro *glass thickness*	GU2036 3 mm + sigillatura *+ seal*	GP0095 2 / 3 mm	asse fissaggio viti fermavetro *glazing beads securing axis*	rientro fermavetro *glazing beads gap*	clips fissaggio fermavetro *glazing beads securing clips*
codice *code*	mm	a	b	x	c	ß
PA2606 (15.5 × 17)	40 - 51	3	3	18 - 7	11 - 0	CV1243(I) CV5012(I)
PA2607 (21 × 17, 1.2)	35 - 46			18 - 7	11 - 0	CV1243(I) CV5012(I)

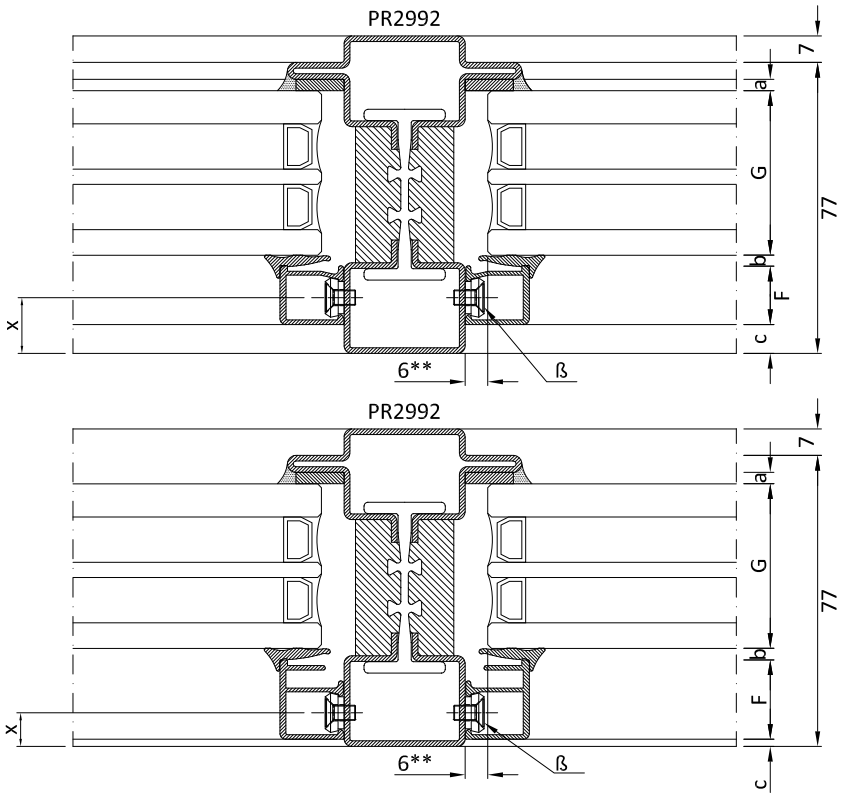

F	G	Guarnizioni - *gasket*				
fermavetro *glazing beads*	spessore vetro *glass thickness*	GU2036 3 mm + sigillatura *+ seal*	GP0095 2 / 3 mm	asse fissaggio viti fermavetro *glazing beads securing axis*	rientro fermavetro *glazing beads gap*	clips fissaggio fermavetro *glazing beads securing clips*
codice *code*	mm	a	b	x	c	ß
PA2606 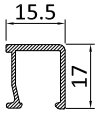	40 - 51	3	3	18 - 7	11 - 0	CV1243(I) CV5012(I)
PA2607 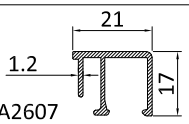	35 - 46			18 - 7	11 - 0	CV1243(I) CV5012(I)

Fissaggio fermavetri PR2606-PR2607-PR2627-PR2629-PR2638: clip AC2608/AC2608AR/AC2609AR con vite TC 3.5 x 9.5 (non fornite)
Glazing beads fixing PR2606-PR2607-PR2627-PR2629-PR2638: clip AC2608/AC2608AR/AC2609AR with screw TC 3.5 x 9.5 (not included)

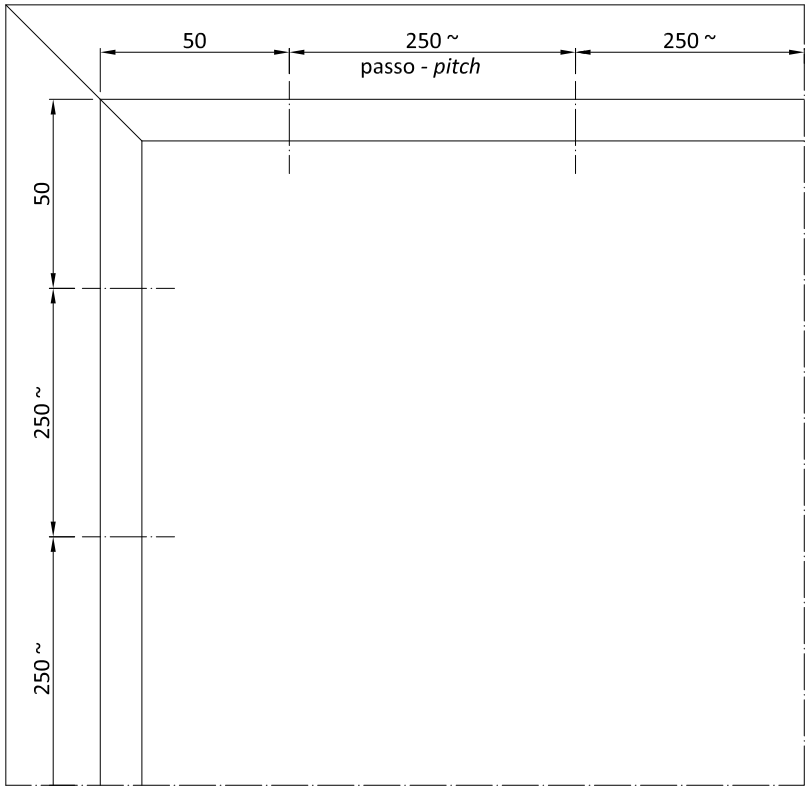

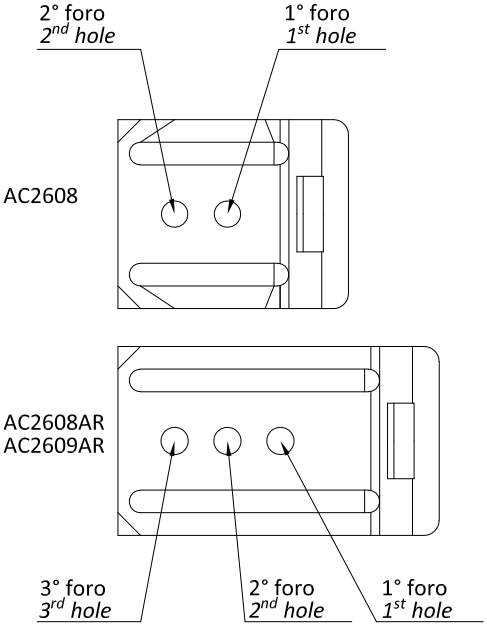

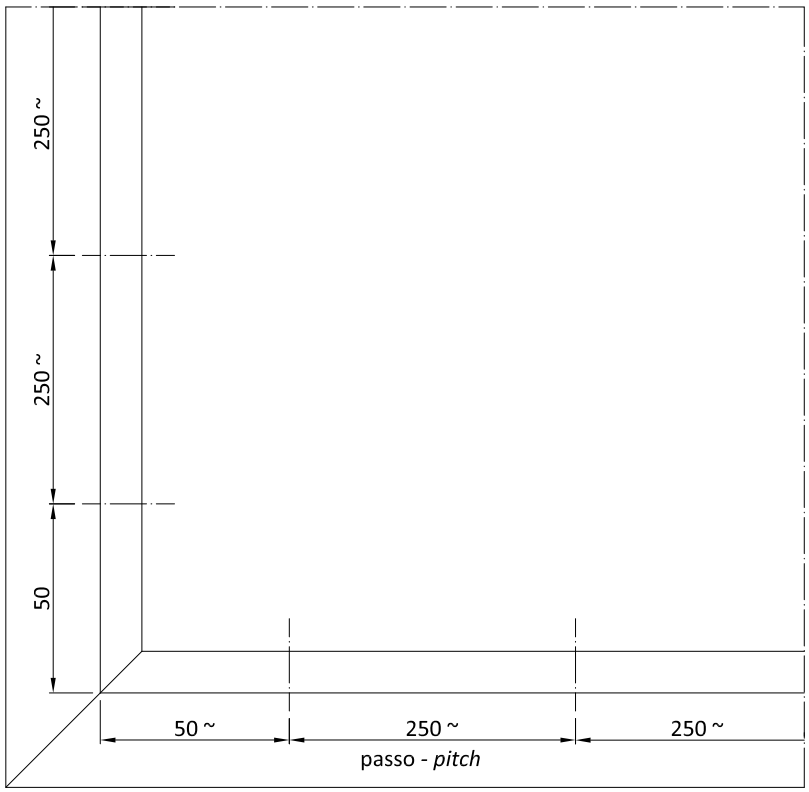

Passo clips fissaggio fermavetri
Clip pitch for glazing beads securing

Fissaggio fermavetri PA2606-PA2607: vite CV1243(I) TPS 4.2x13 e boccola CV5012(I)
Glazing bead fixing PA2606-PA2607: screw CV1243(I) TPS 4.2x13 and bushing CV5012(I)

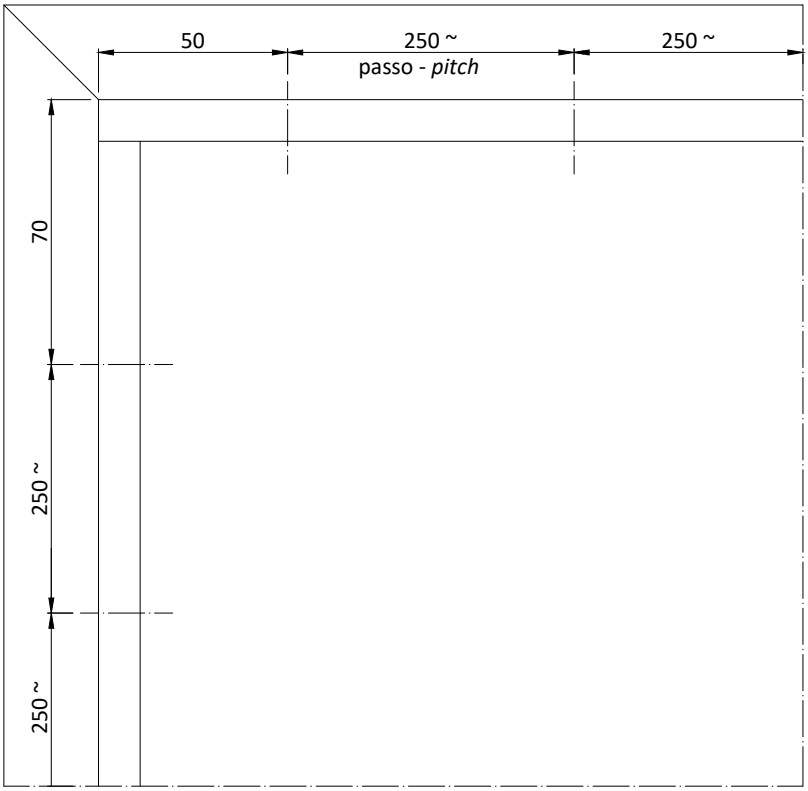

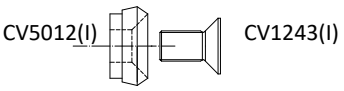

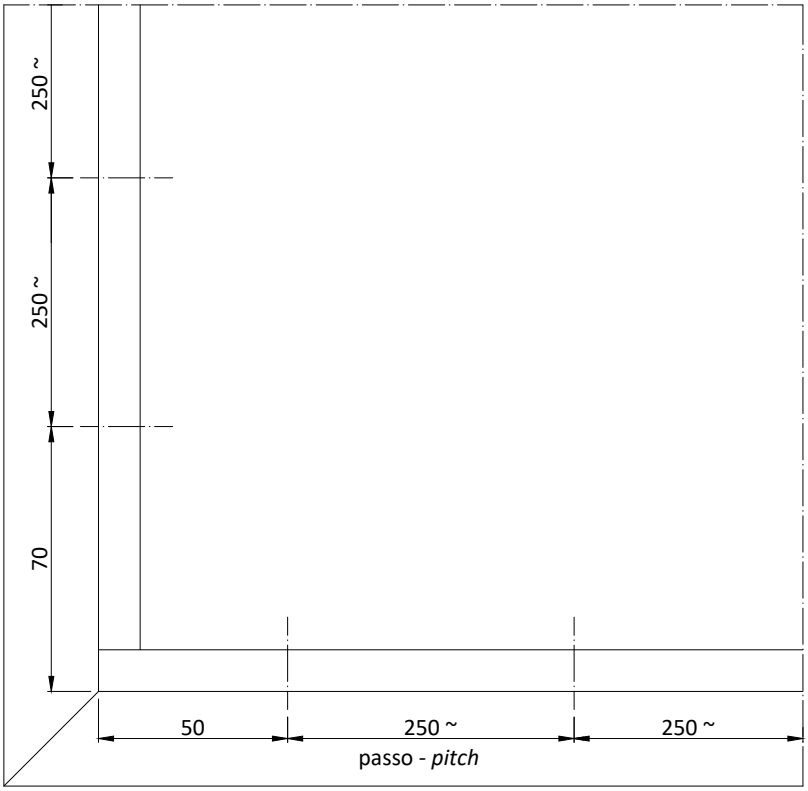

Passo vite e boccola fissaggio fermavetri
Screw and bushing pitch for glazing beads fixing

Schema|*Type* A

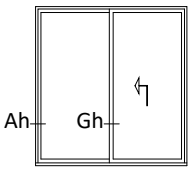

Schema|*Type* B

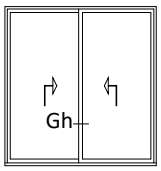

Schema|*Type* C

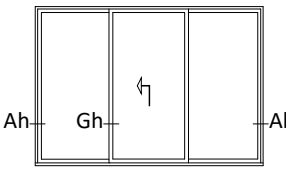

Schema|*Type* E

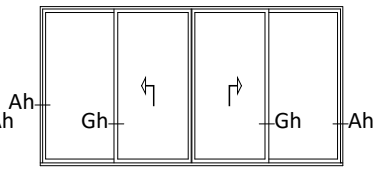

Schema|*Type* F

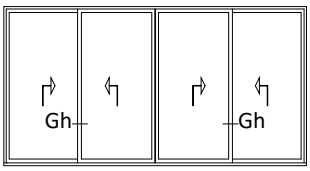

Schema|*Type* A3

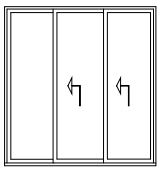

Schema|*Type* B3

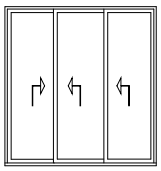

Schema|*Type* C3

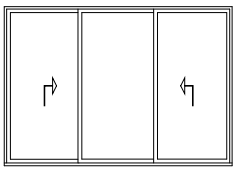

Schema|*Type* E3

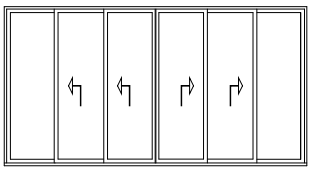

Schema|*Type* F3

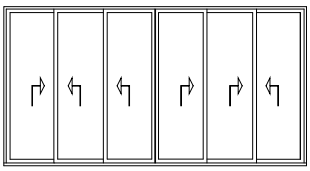

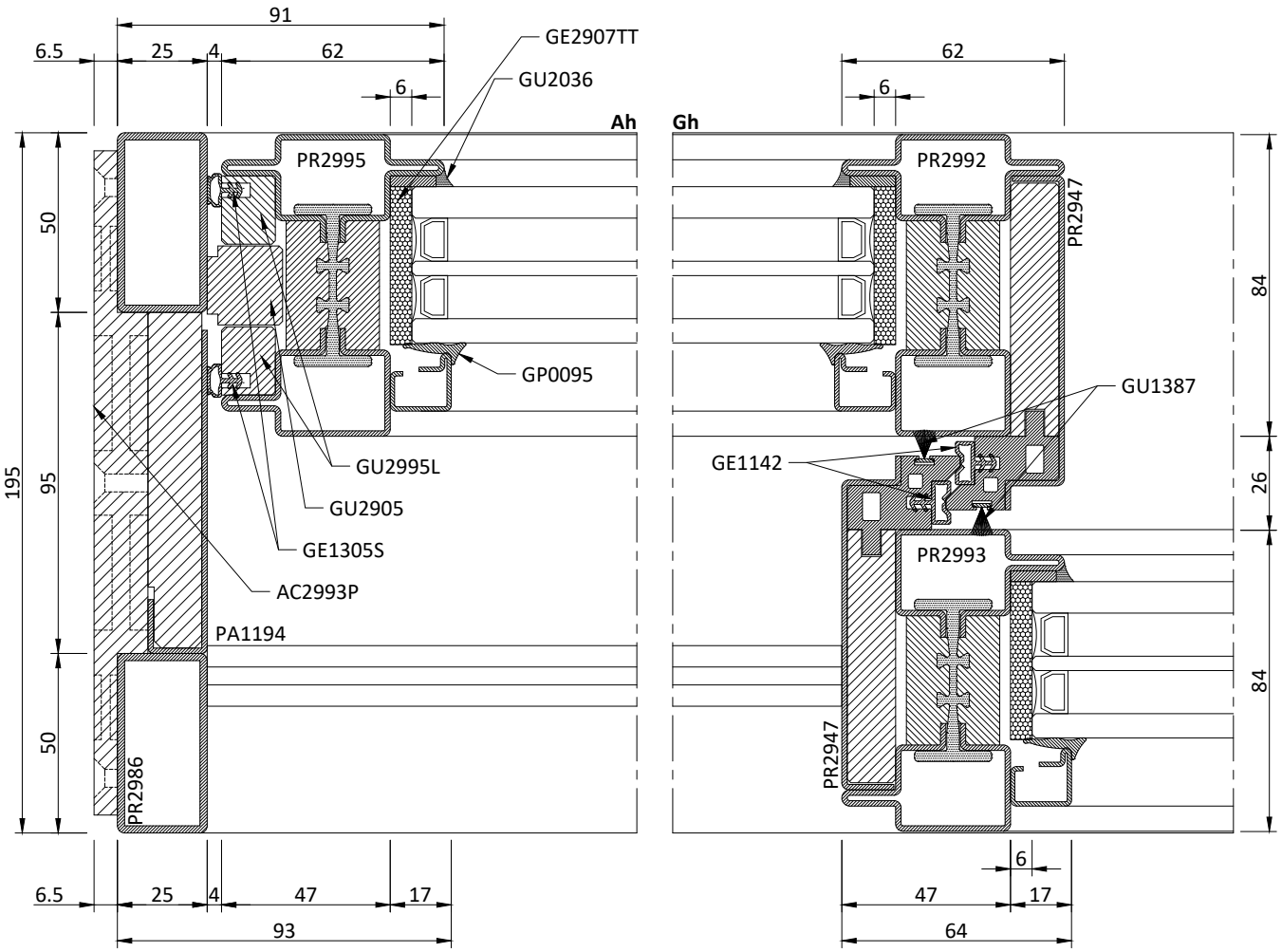

Schema|*Type* A

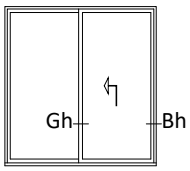

Schema|*Type* B

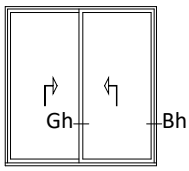

Schema|*Type* C

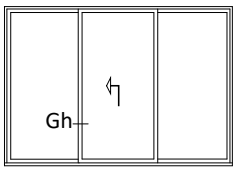

Schema|*Type* E

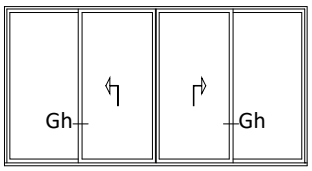

Schema|*Type* F

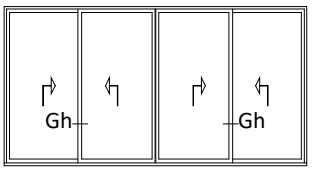

Schema|*Type* A3

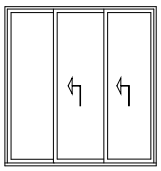

Schema|*Type* B3

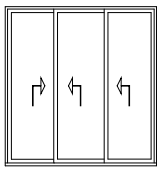

Schema|*Type* C3

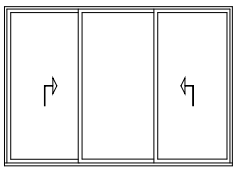

Schema|*Type* E3

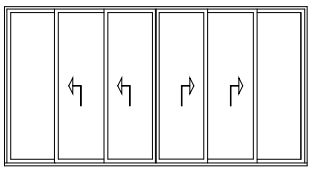

Schema|*Type* F3

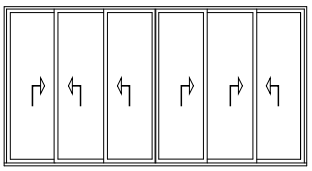

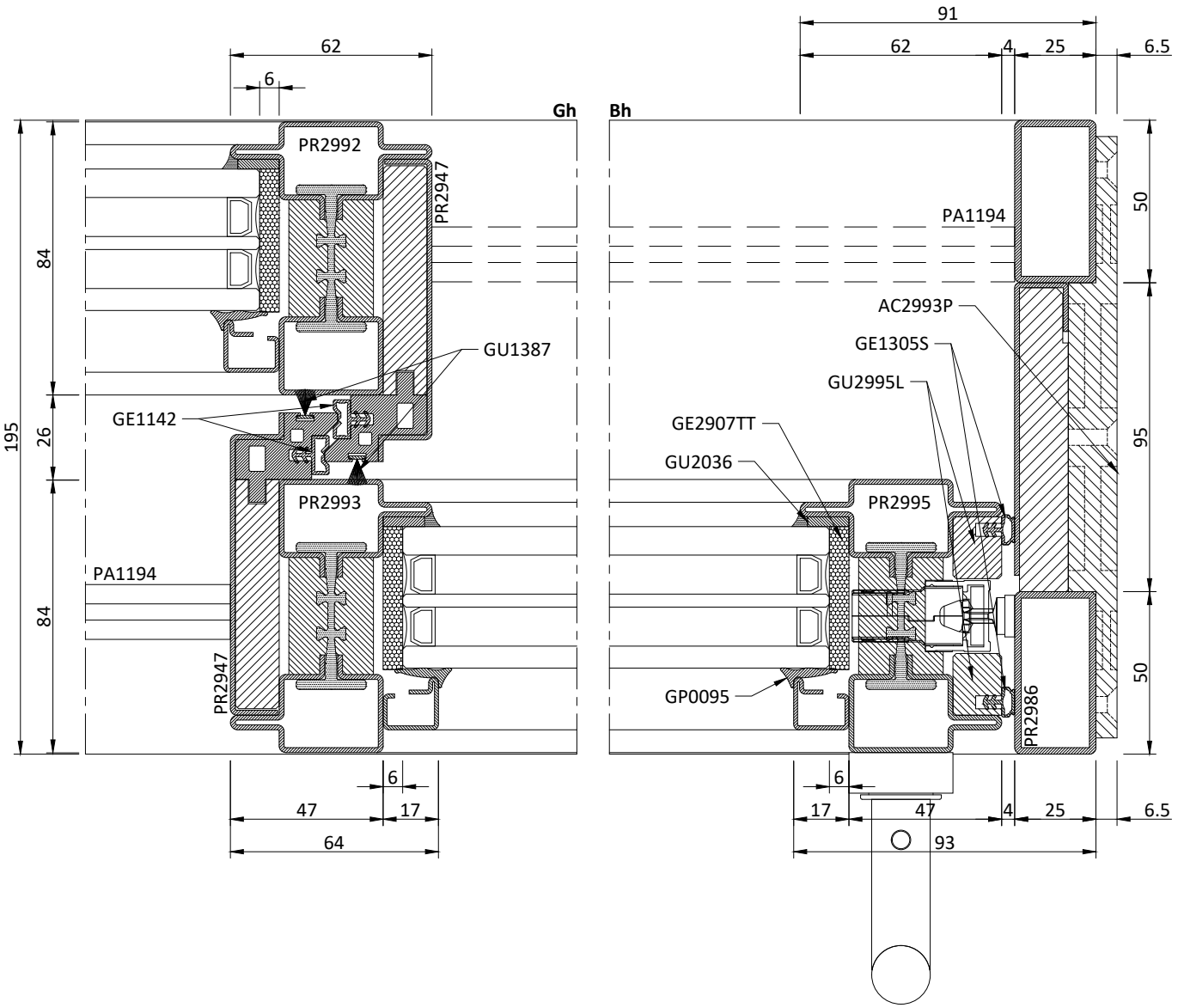

Schema|*Type* A

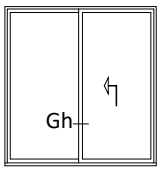

Schema|*Type* B

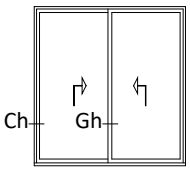

Schema|*Type* C

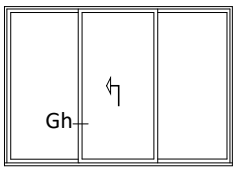

Schema|*Type* E

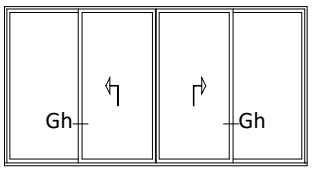

Schema|*Type* F

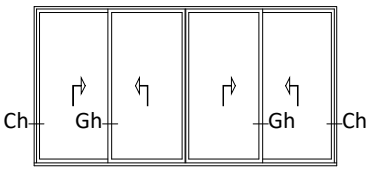

Schema|*Type* A3

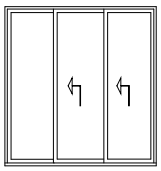

Schema|*Type* B3

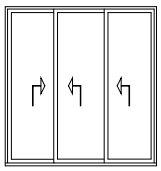

Schema|*Type* C3

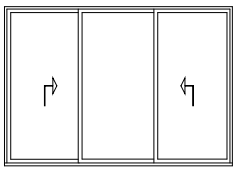

Schema|*Type* E3

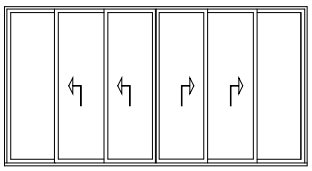

Schema|*Type* F3

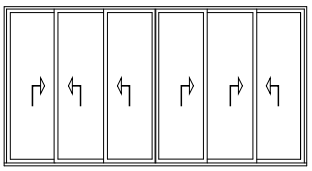

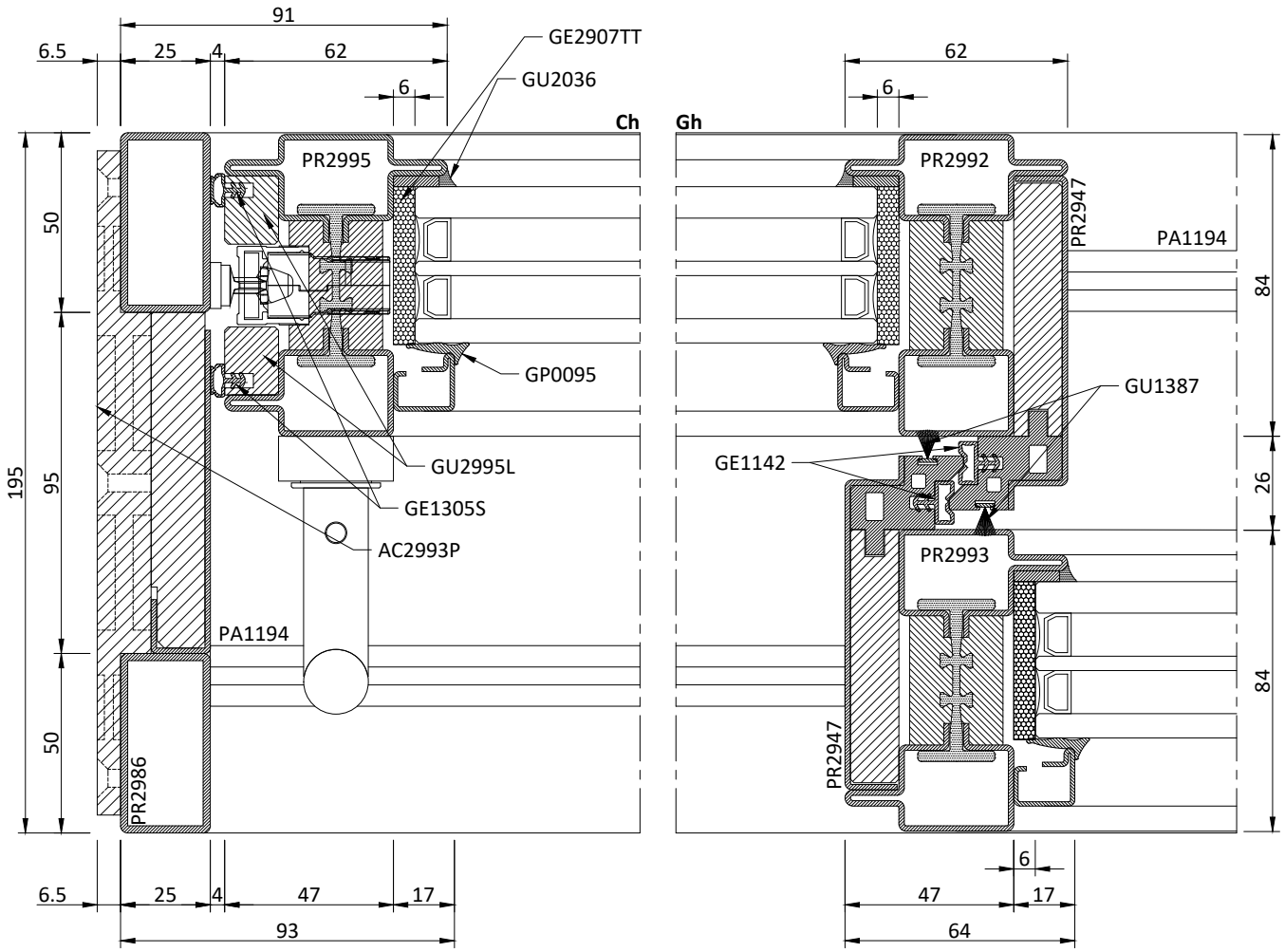

Schema|*Type* A

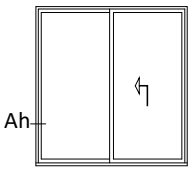

Schema|*Type* B

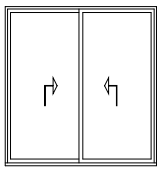

Schema|*Type* C

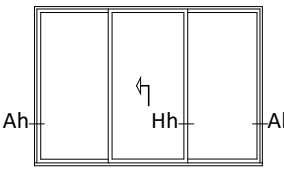

Schema|*Type* E

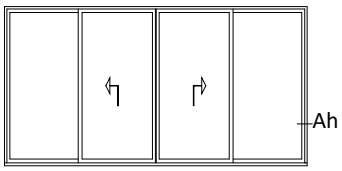

Schema|*Type* F

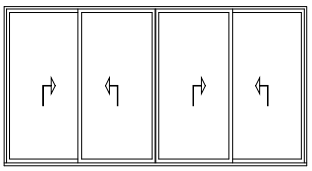

Schema|*Type* A3

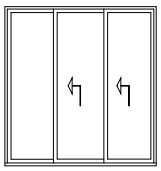

Schema|*Type* B3

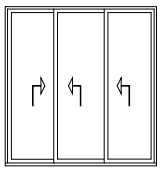

Schema|*Type* C3

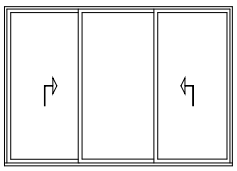

Schema|*Type* E3

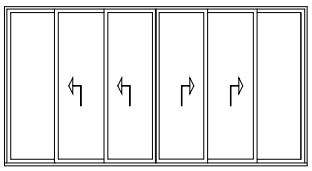

Schema|*Type* F3

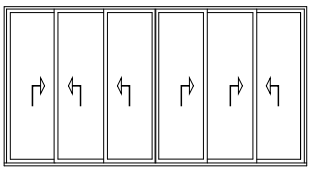

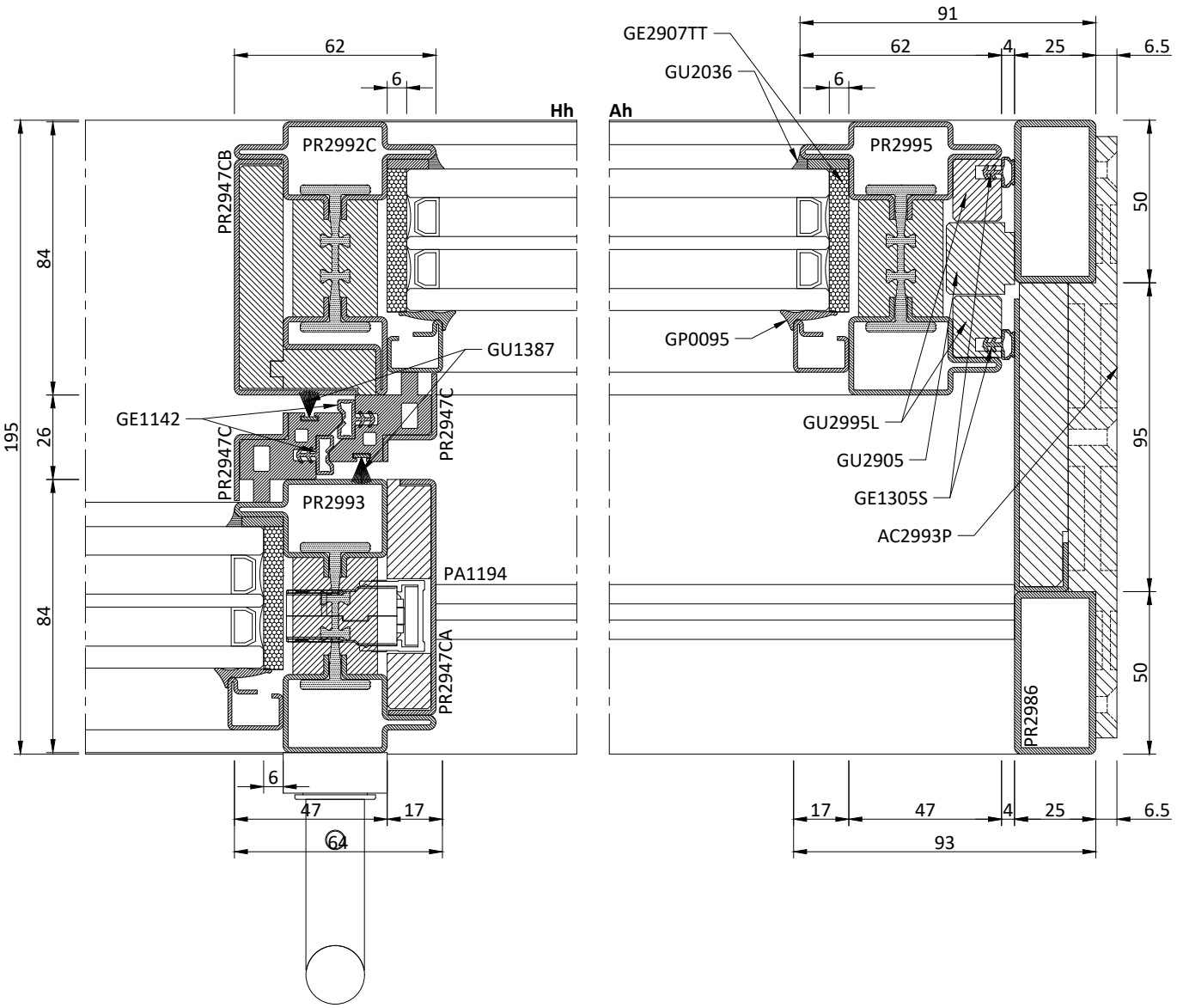

Schema|*Type* A

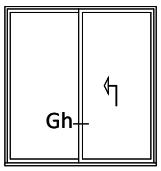

Schema|*Type* B

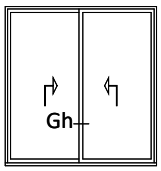

Schema|*Type* C

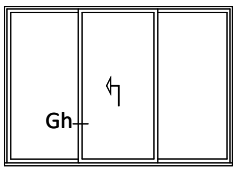

Schema|*Type* E

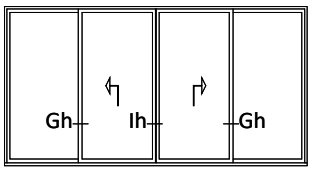

Schema|*Type* F

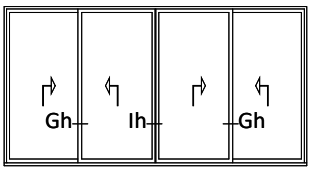

Schema|*Type* A3

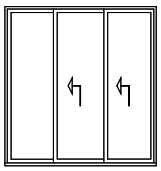

Schema|*Type* B3

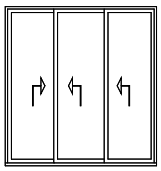

Schema|*Type* C3

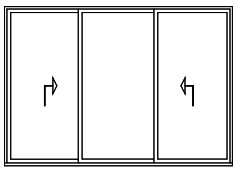

Schema|*Type* E3

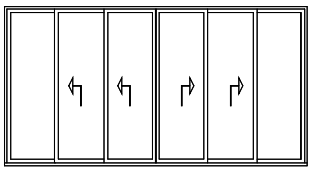

Schema|*Type* F3

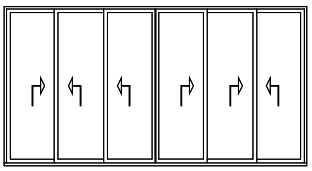

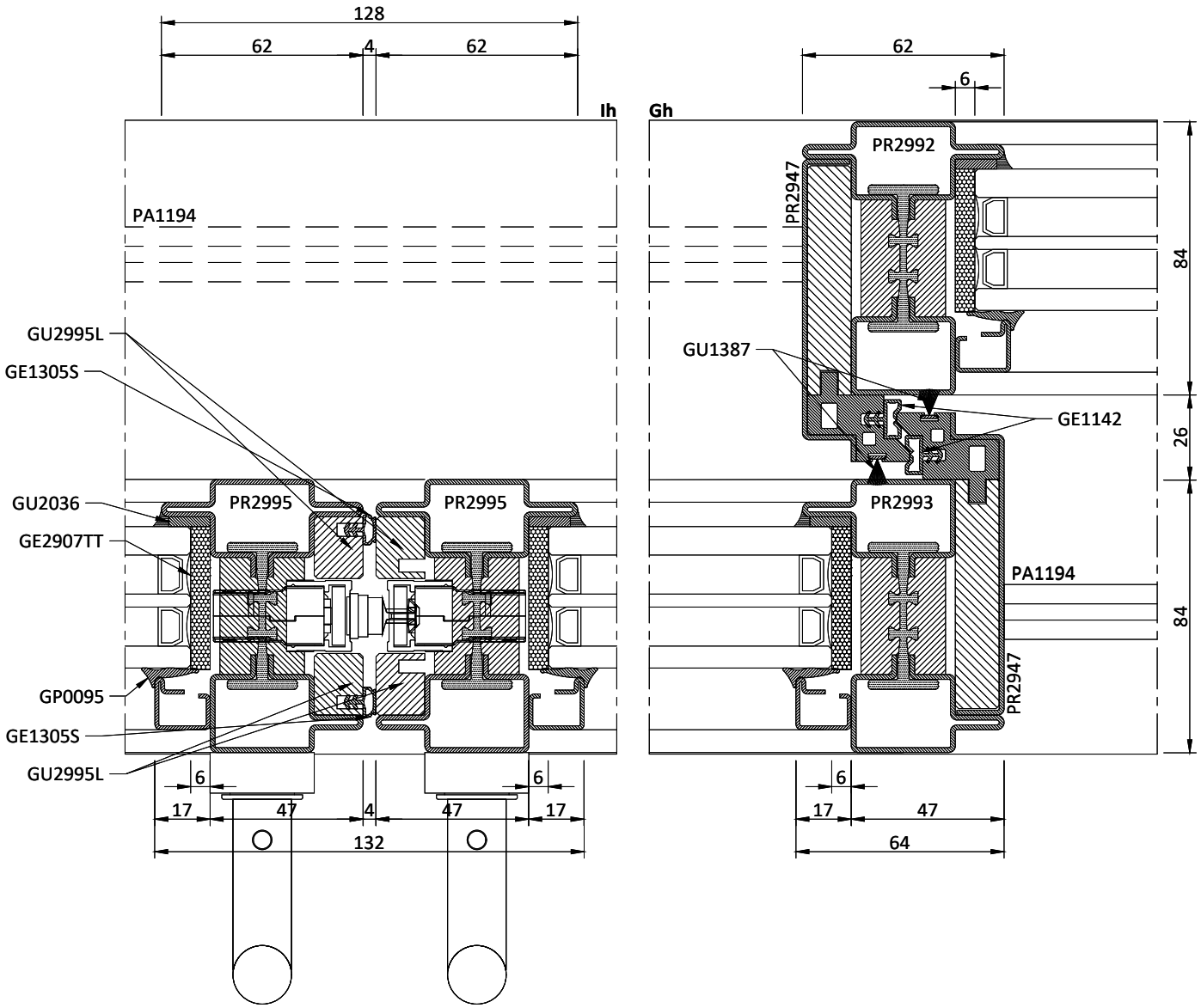

Schema|*Type* A

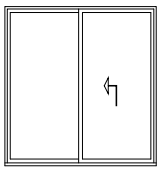

Schema|*Type* B

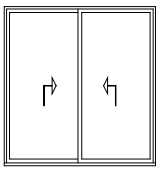

Schema|*Type* C

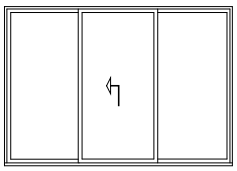

Schema|*Type* E

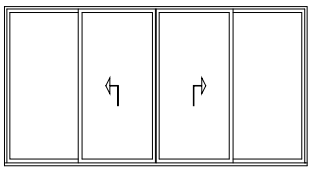

Schema|*Type* F

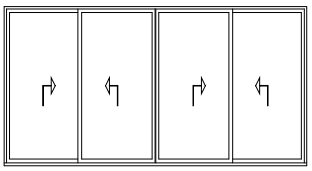

Schema|*Type* A3

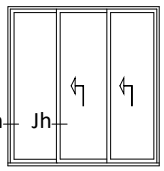

Schema|*Type* B3

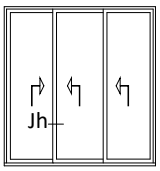

Schema|*Type* C3

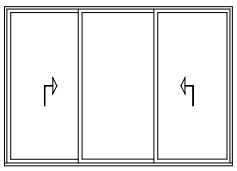

Schema|*Type* E3

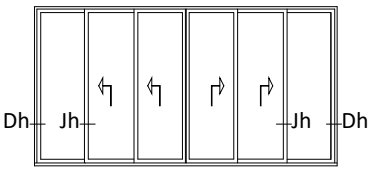

Schema|*Type* F3

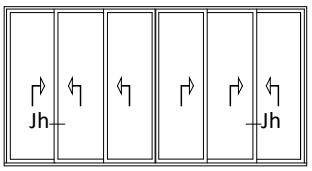

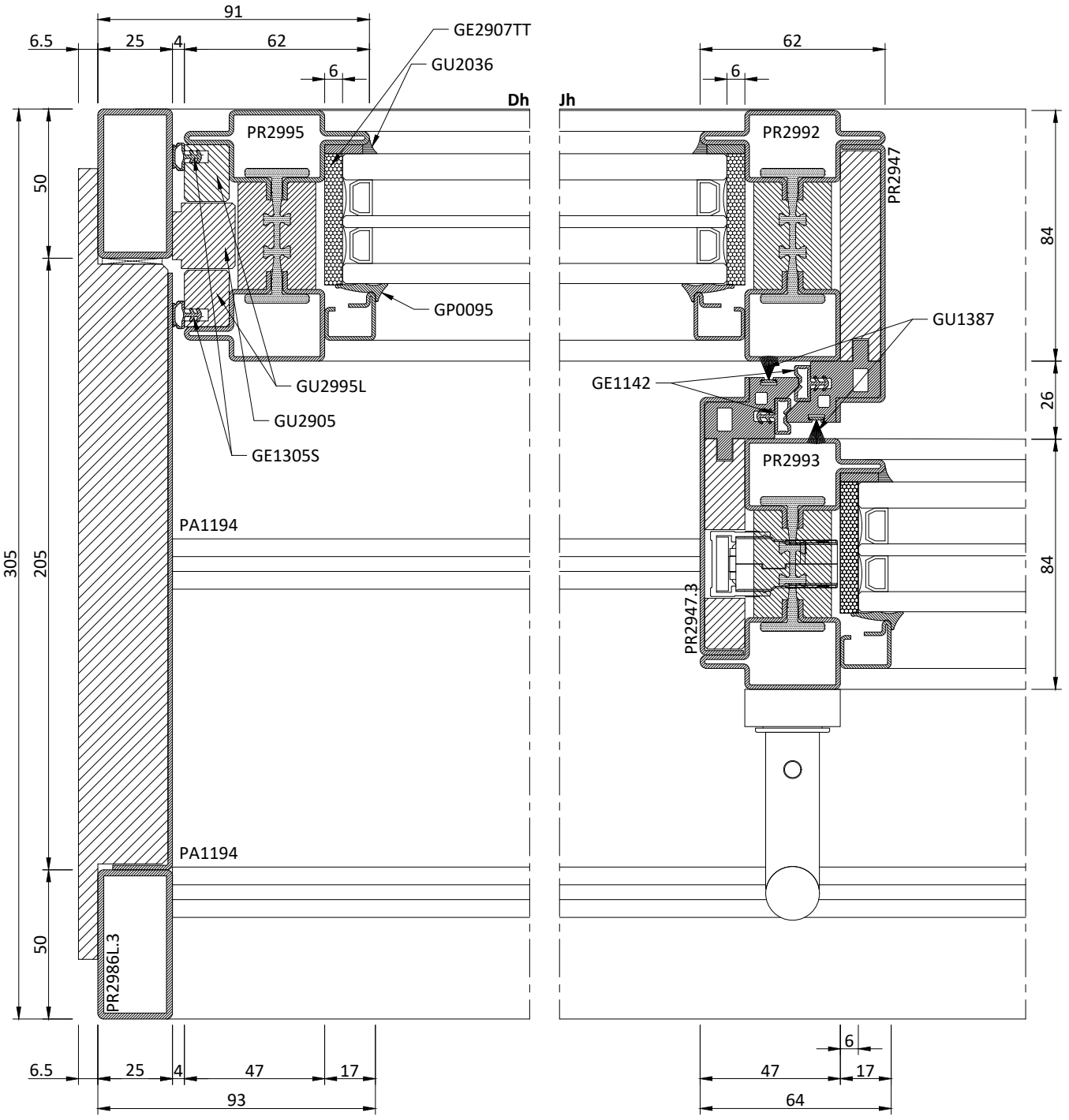

Schema|*Type* A

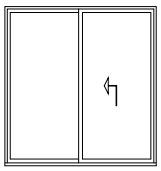

Schema|*Type* B

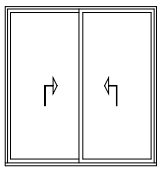

Schema|*Type* C

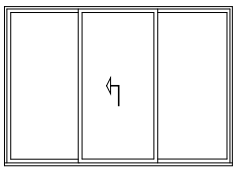

Schema|*Type* E

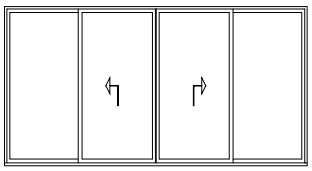

Schema|*Type* F

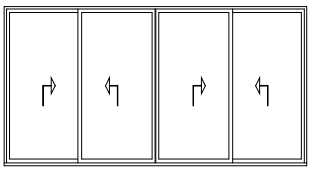

Schema|*Type* A3

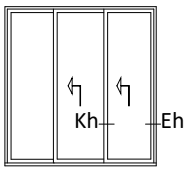

Schema|*Type* B3

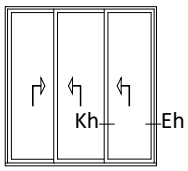

Schema|*Type* C3

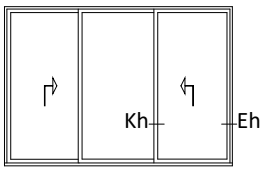

Schema|*Type* E3

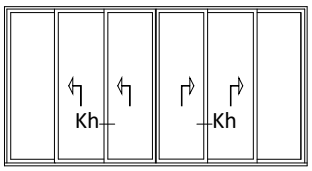

Schema|*Type* F3

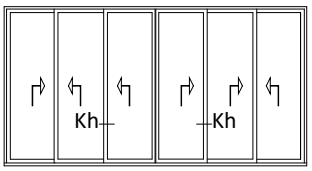

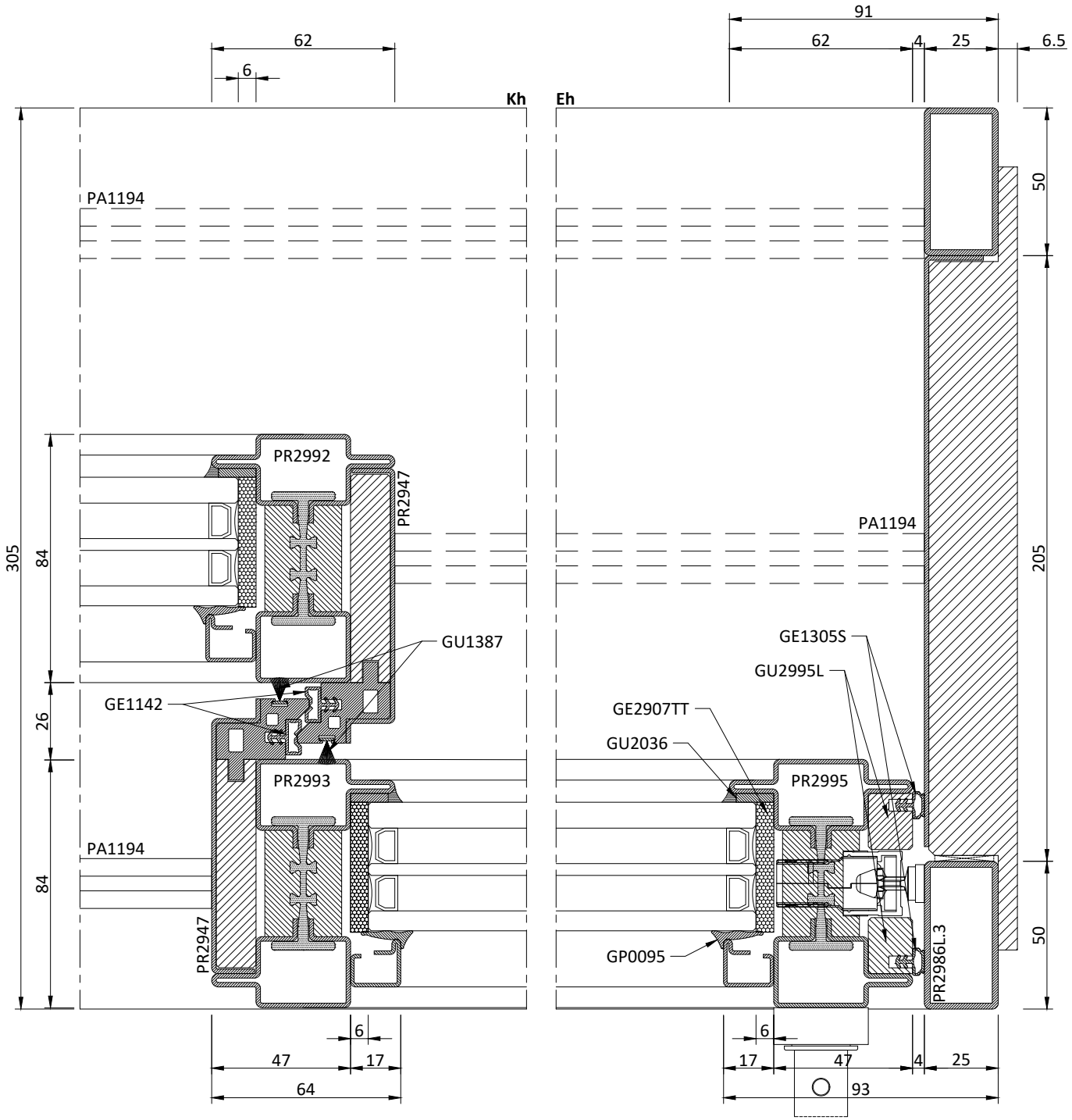

Schema|*Type* A

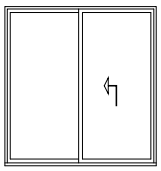

Schema|*Type* B

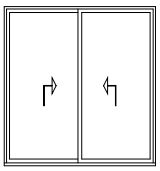

Schema|*Type* C

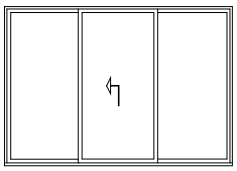

Schema|*Type* E

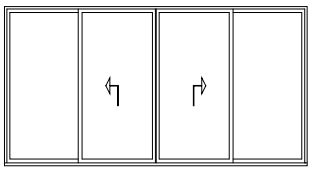

Schema|*Type* F

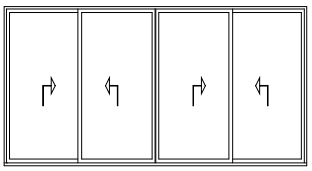

Schema|*Type* A3

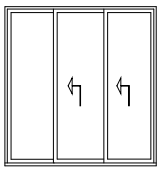

Schema|*Type* B3

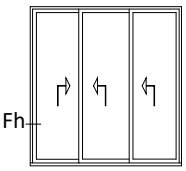

Schema|*Type* C3

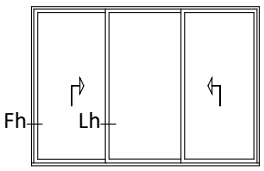

Schema|*Type* E3

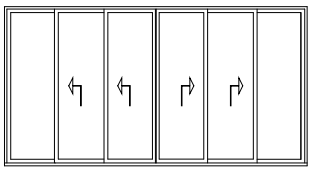

Schema|*Type* F3

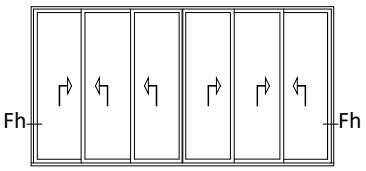

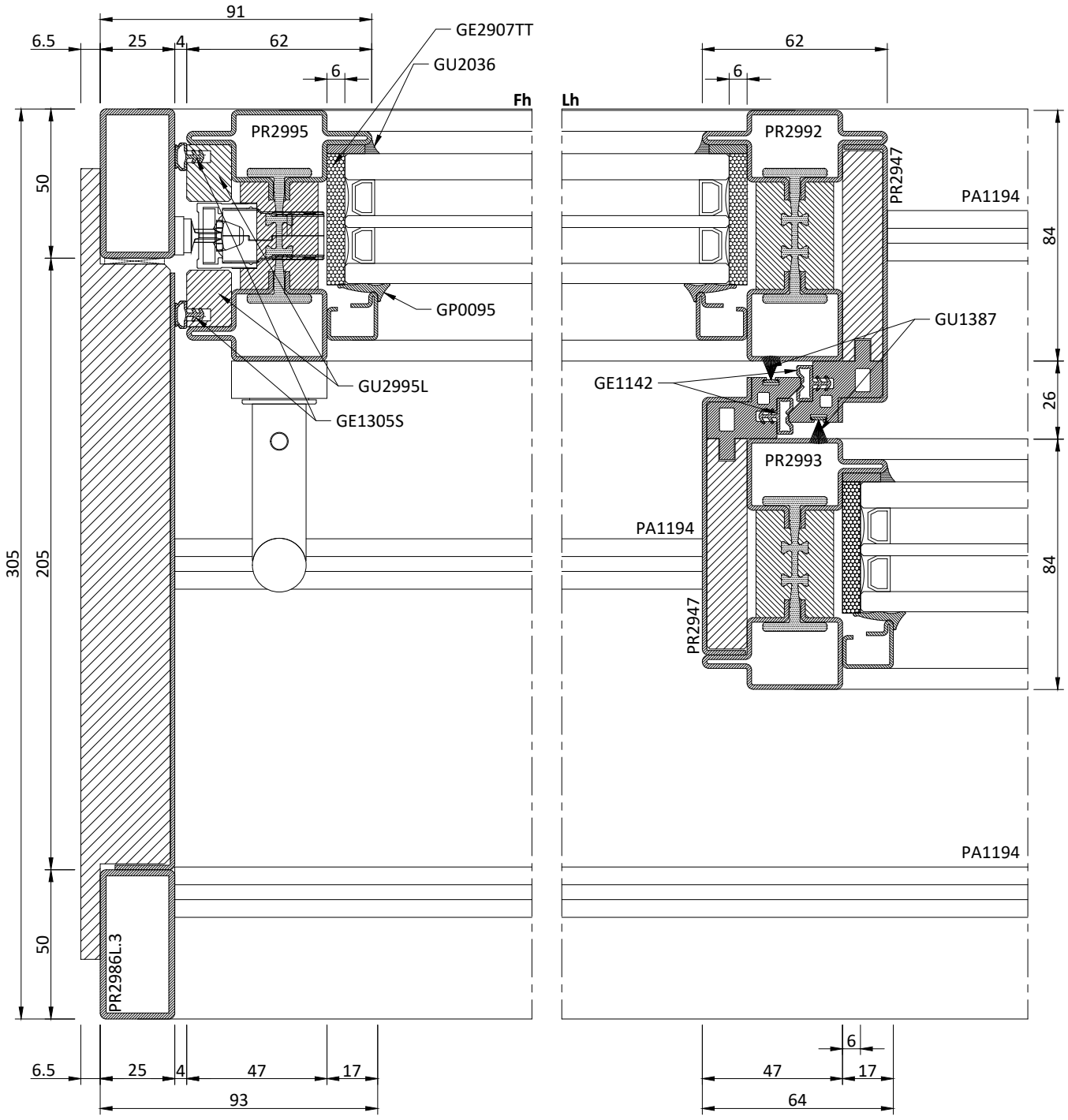

Schema|*Type* A

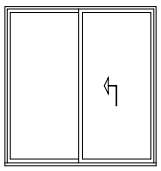

Schema|*Type* B

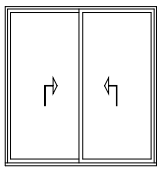

Schema|*Type* C

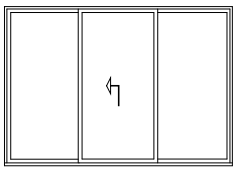

Schema|*Type* E

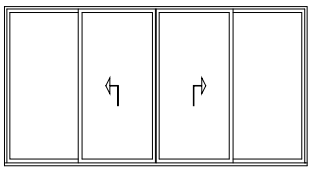

Schema|*Type* F

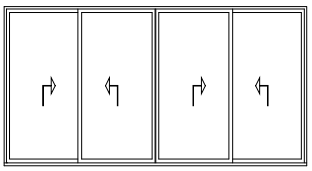

Schema|*Type* A3

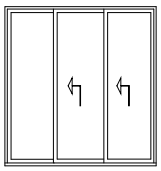

Schema|*Type* B3

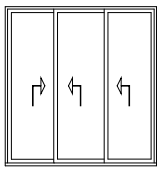

Schema|*Type* C3

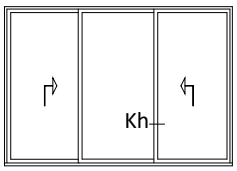

Schema|*Type* E3

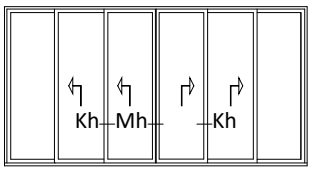

Schema|*Type* F3

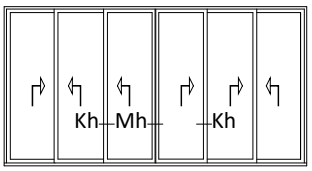

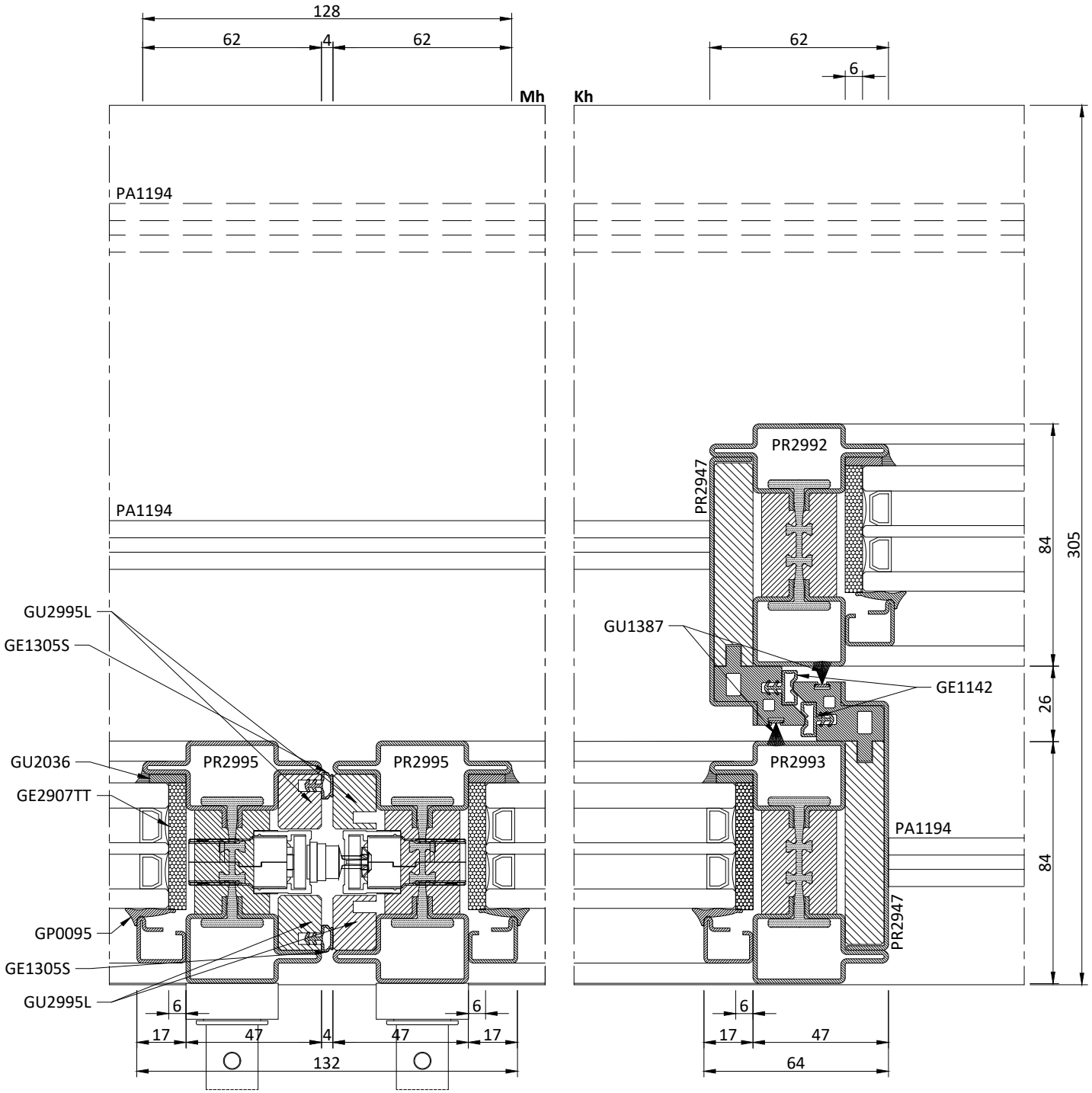

Schema|*Type* A

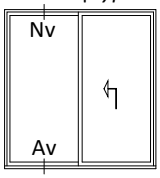

Schema|*Type* B

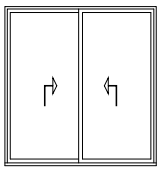

Schema|*Type* C

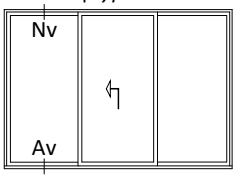

Schema|*Type* E

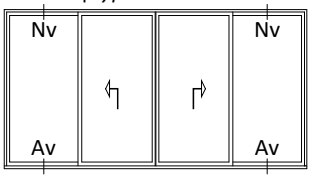

Schema|*Type* F

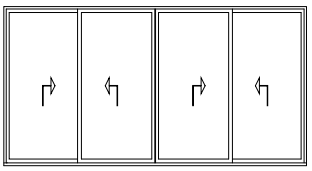

Schema|*Type* A3

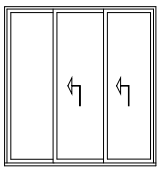

Schema|*Type* B3

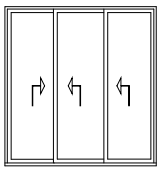

Schema|*Type* C3

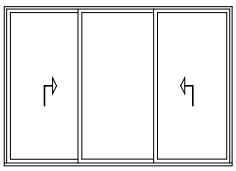

Schema|*Type* E3

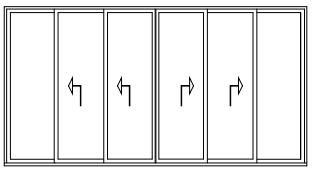

Schema|*Type* F3

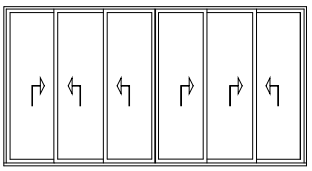

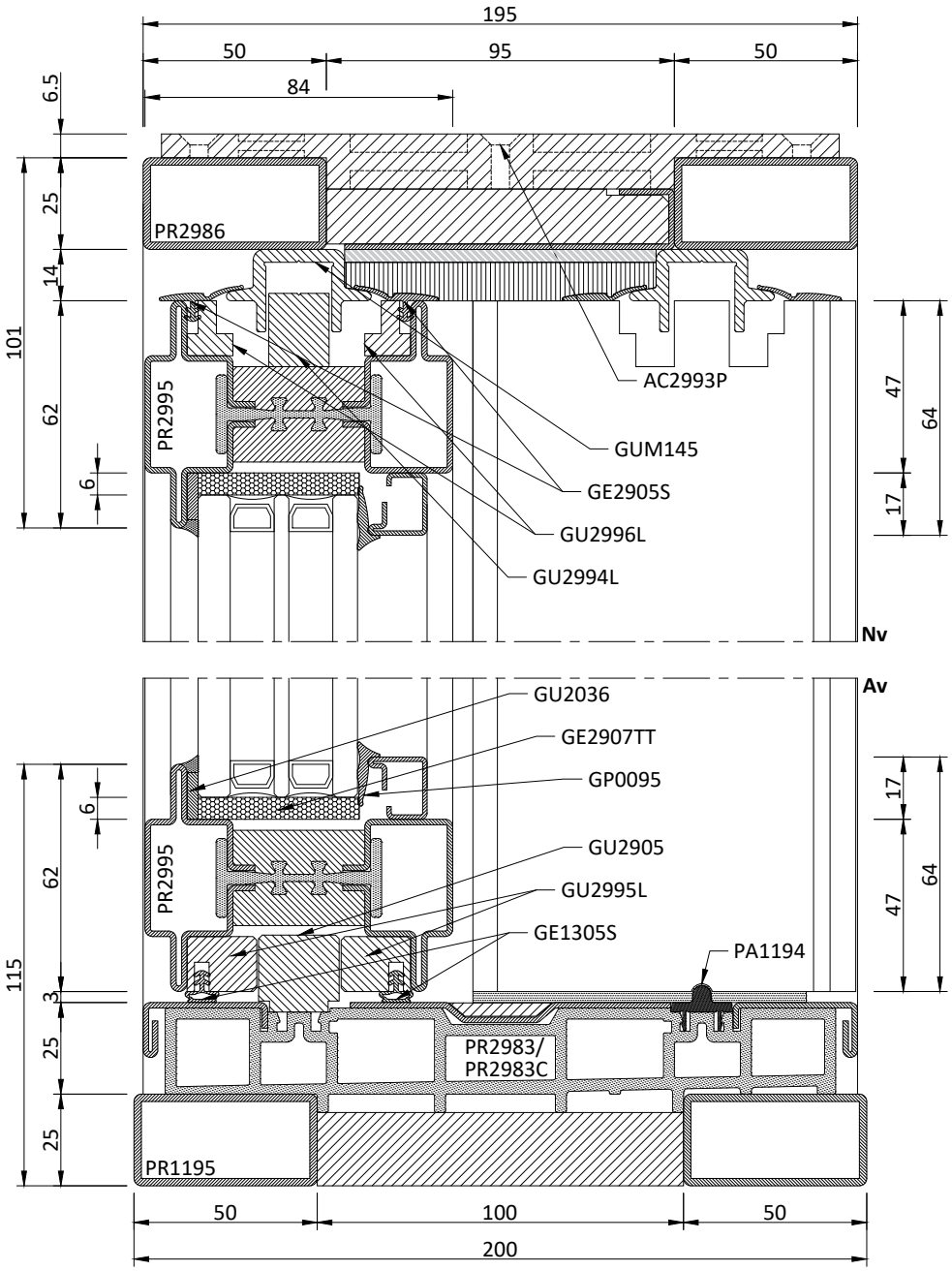

Schema|*Type* A

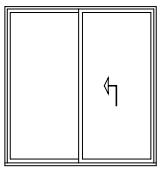

Schema|*Type* B

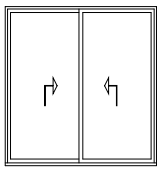

Schema|*Type* C

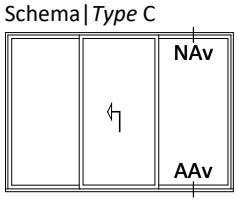

Schema|*Type* E

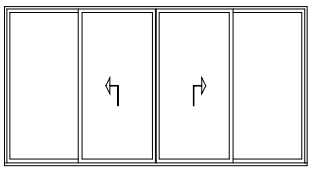

Schema|*Type* F

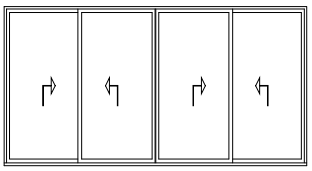

Schema|*Type* A3

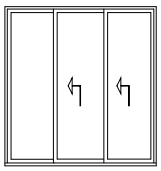

Schema|*Type* B3

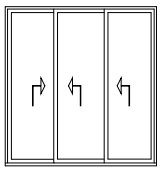

Schema|*Type* C3

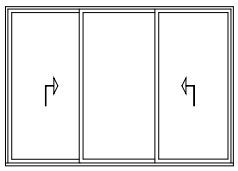

Schema|*Type* E3

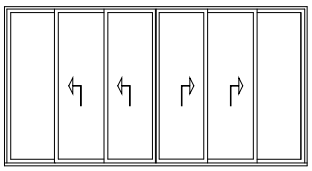

Schema|*Type* F3

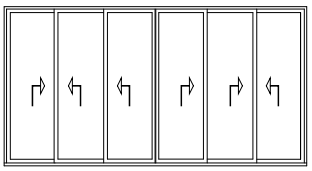

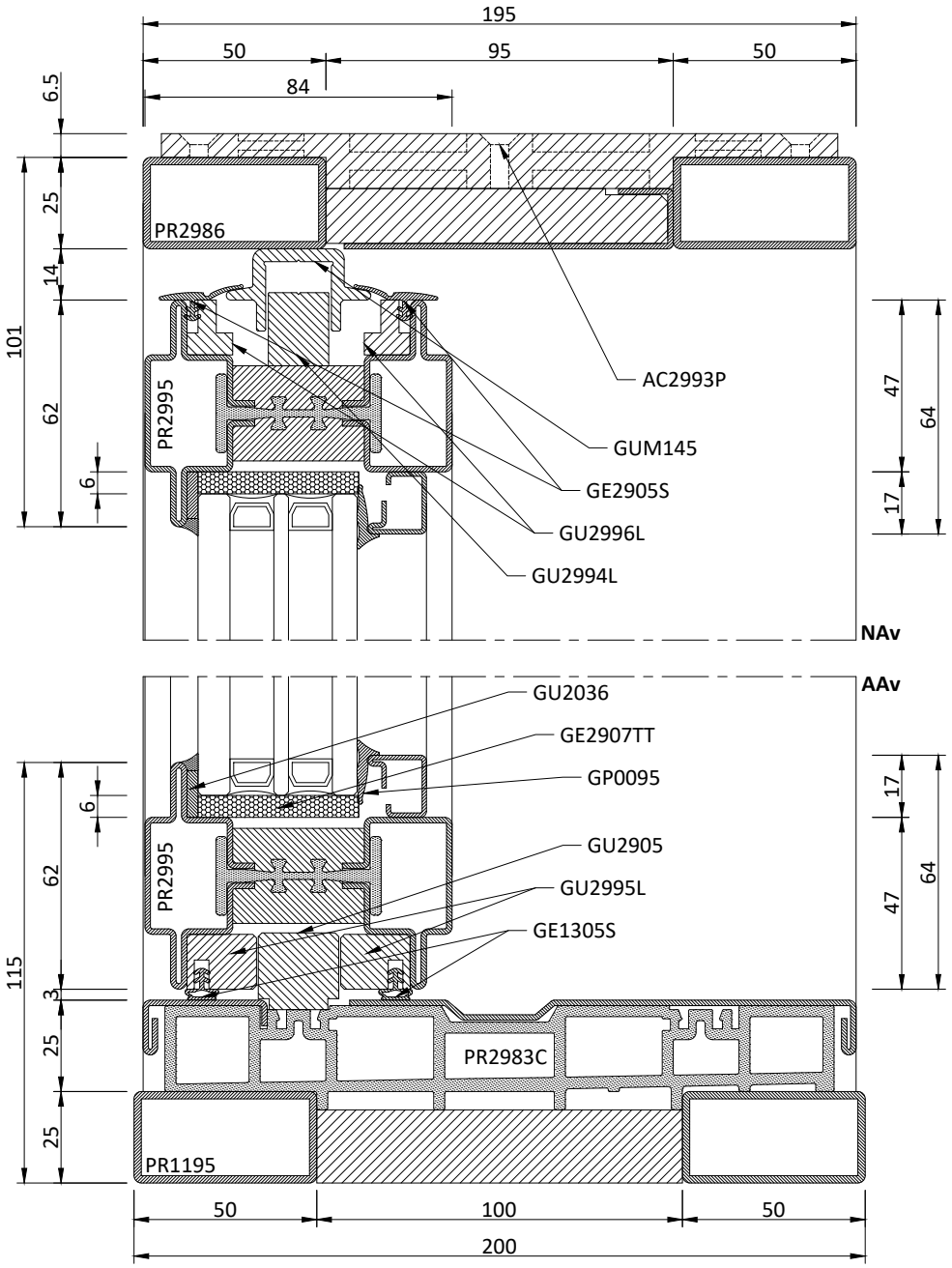

Schema|*Type* A

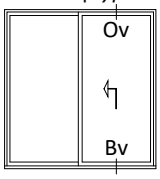

Schema|*Type* B

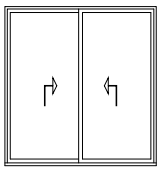

Schema|*Type* C

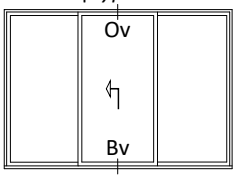

Schema|*Type* E

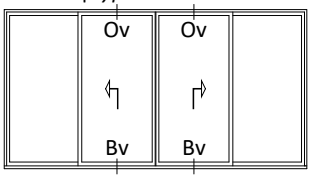

Schema|*Type* F

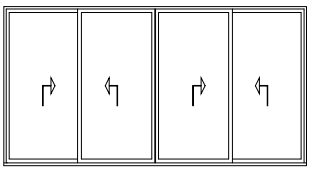

Schema|*Type* A3

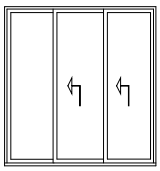

Schema|*Type* B3

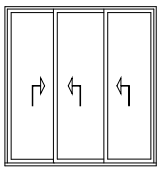

Schema|*Type* C3

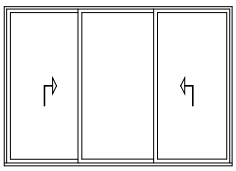

Schema|*Type* E3

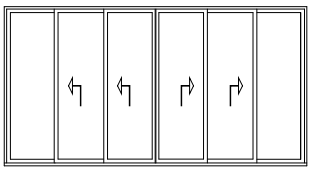

Schema|*Type* F3

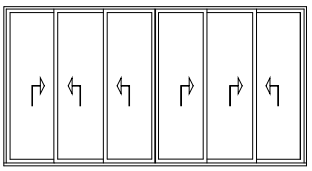

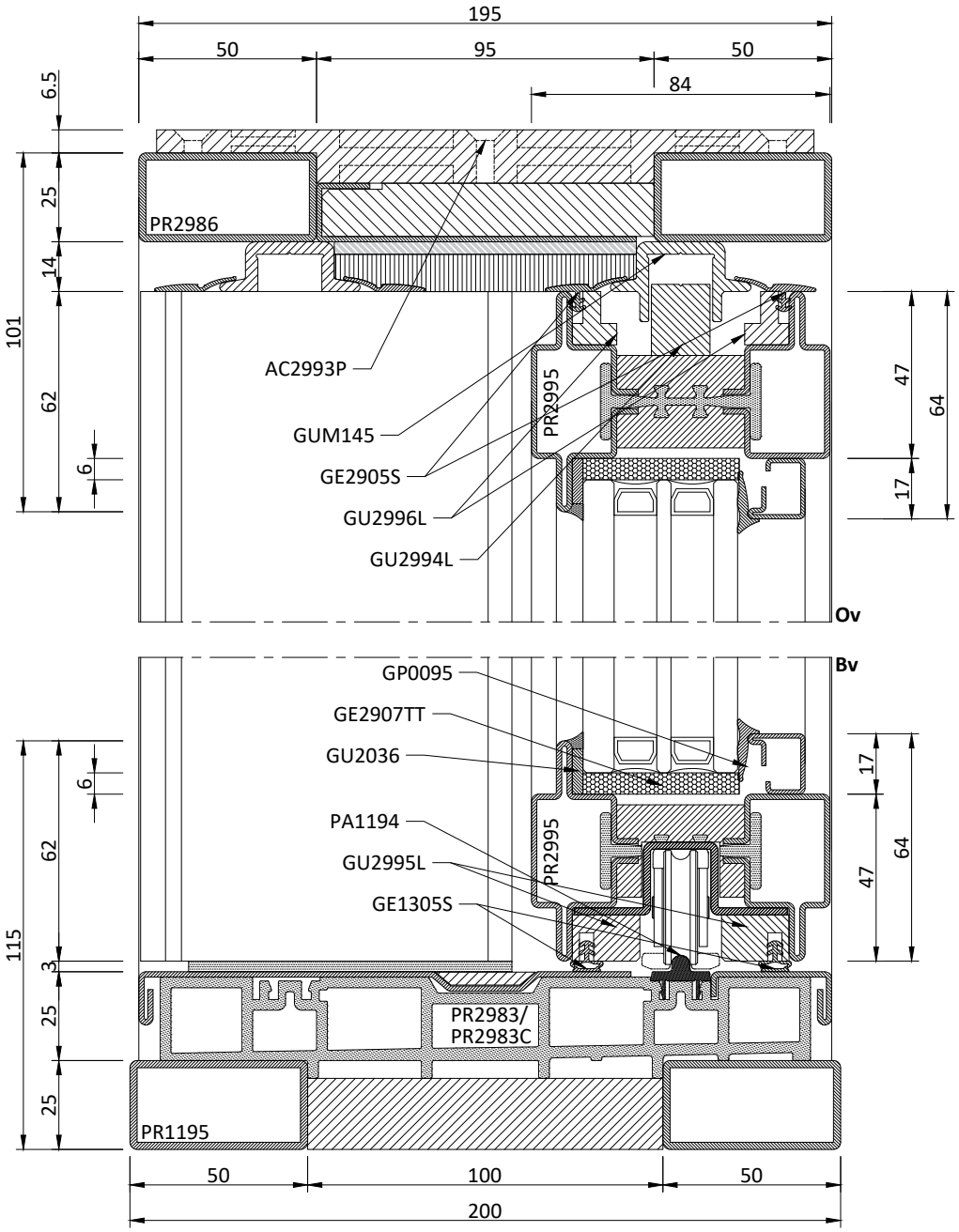

Schema|*Type* A

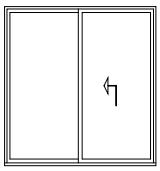

Schema|*Type* B

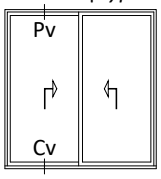

Schema|*Type* C

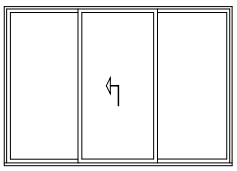

Schema|*Type* E

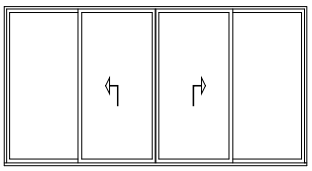

Schema|*Type* F

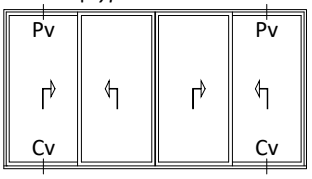

Schema|*Type* A3

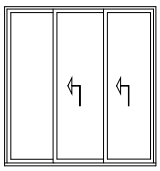

Schema|*Type* B3

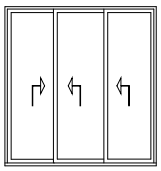

Schema|*Type* C3

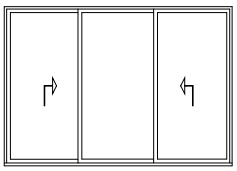

Schema|*Type* E3

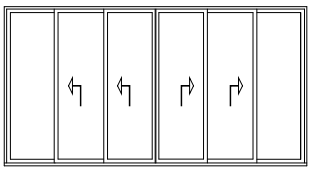

Schema|*Type* F3

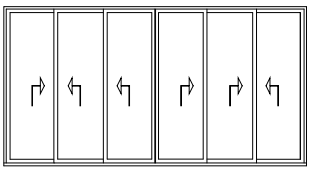

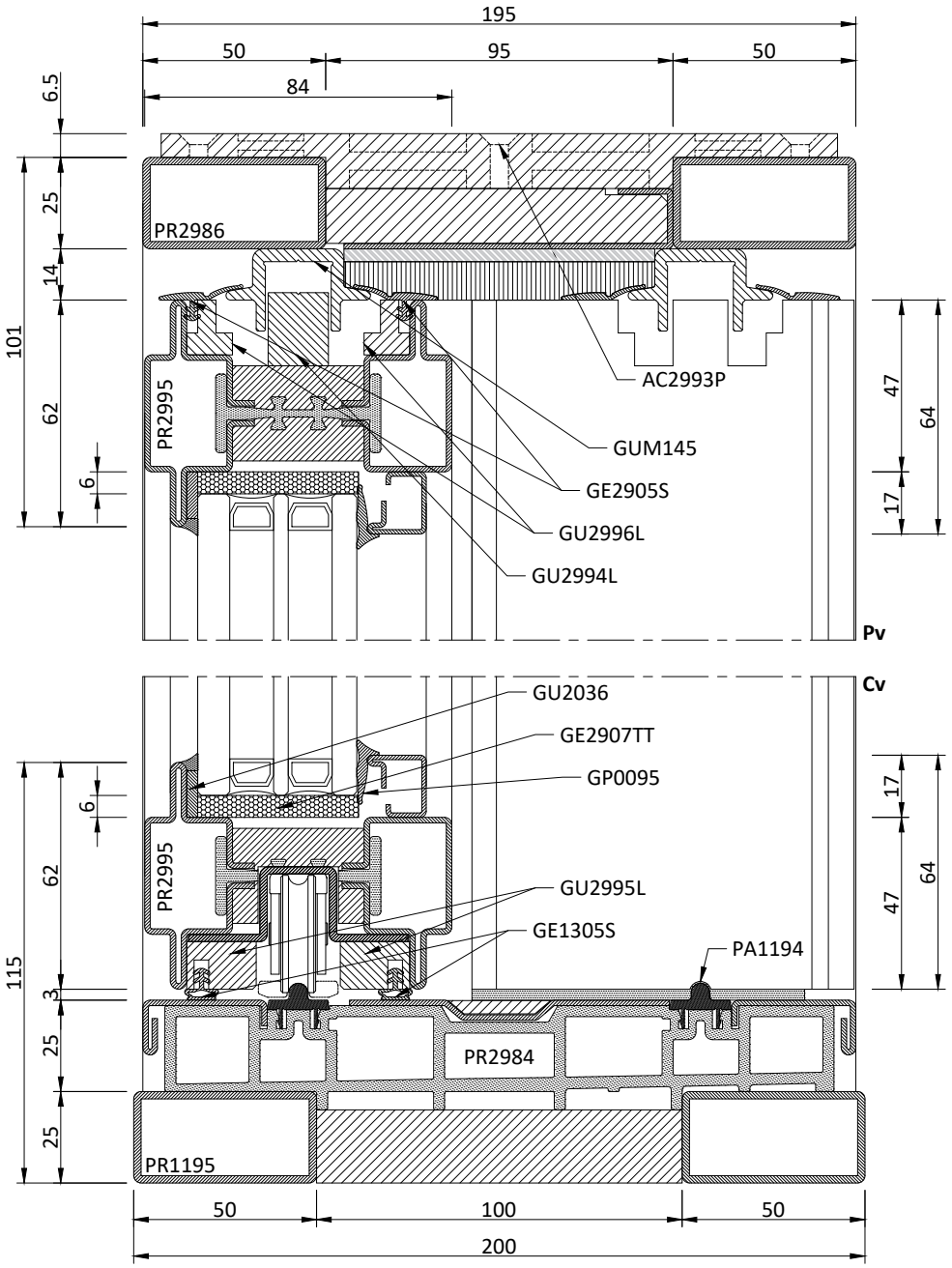

Schema|*Type* A

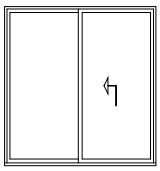

Schema|*Type* B

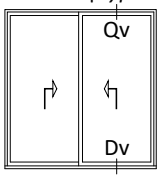

Schema|*Type* C

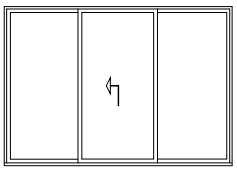

Schema|*Type* E

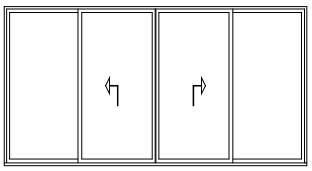

Schema|*Type* F

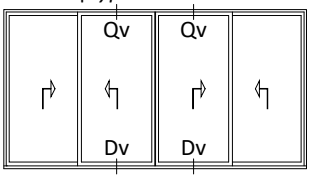

Schema|*Type* A3

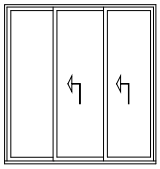

Schema|*Type* B3

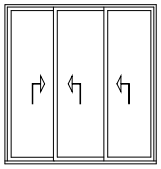

Schema|*Type* C3

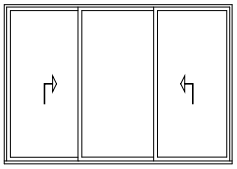

Schema|*Type* E3

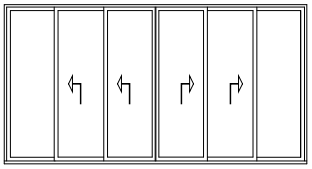

Schema|*Type* F3

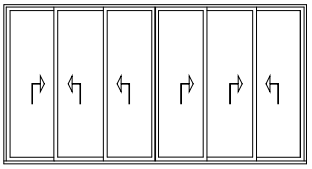

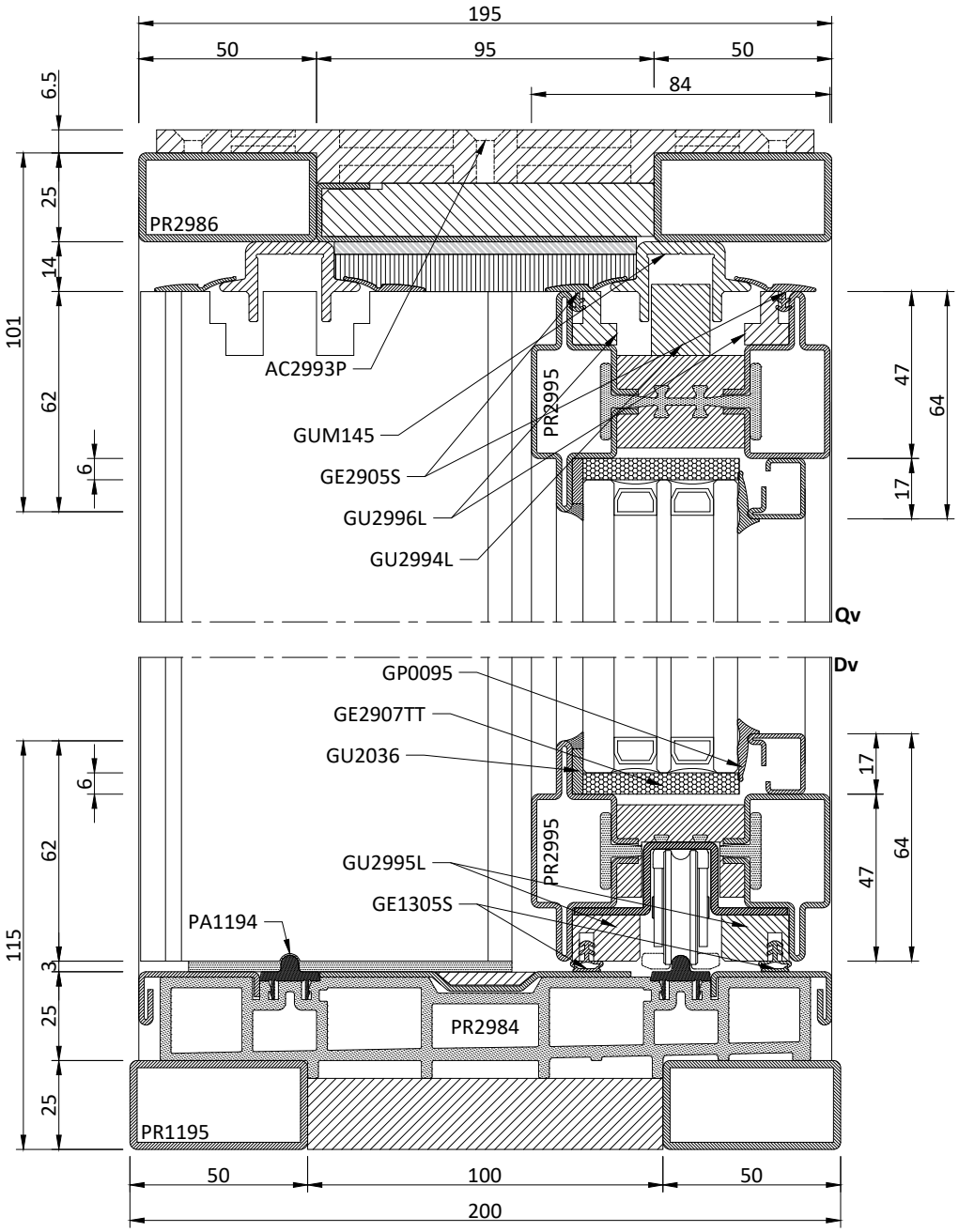

Schema|*Type* A

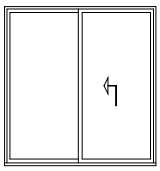

Schema|*Type* B

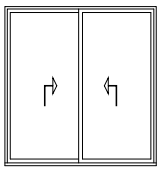

Schema|*Type* C

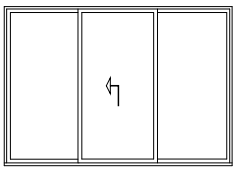

Schema|*Type* E

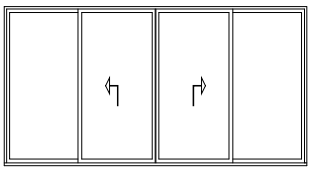

Schema|*Type* F

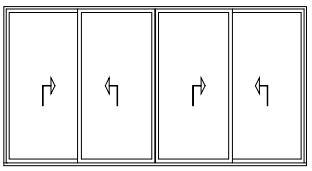

Schema|*Type* A3

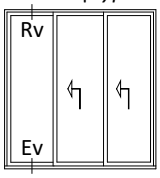

Schema|*Type* B3

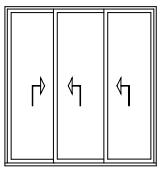

Schema|*Type* C3

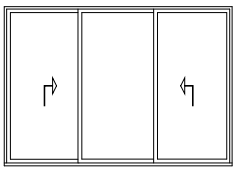

Schema|*Type* E3

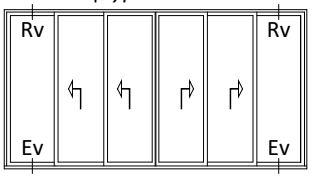

Schema|*Type* F3

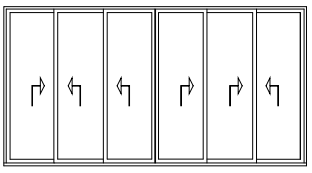

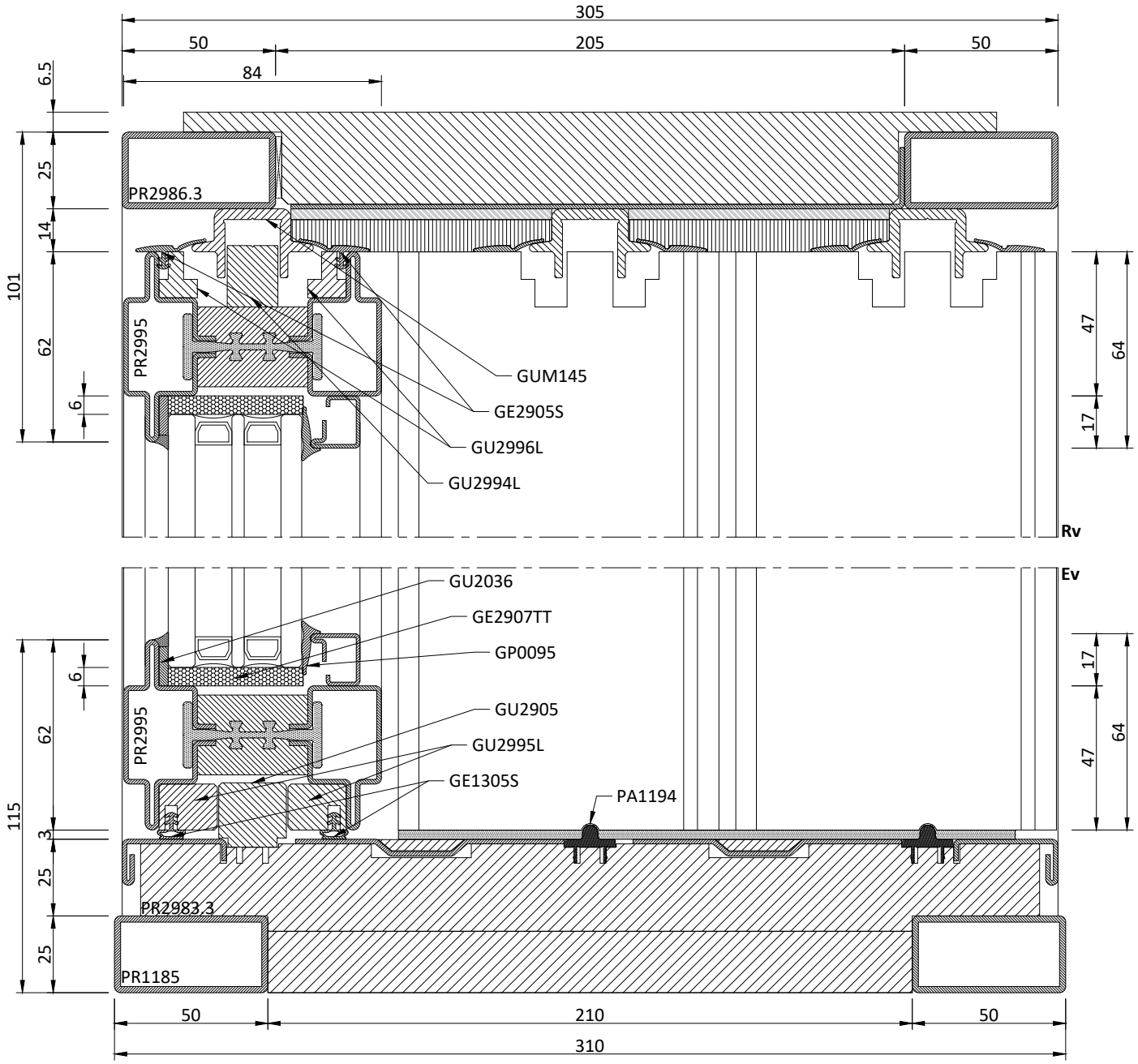

Schema|*Type* A

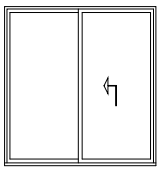

Schema|*Type* B

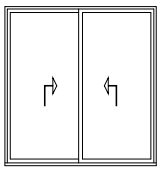

Schema|*Type* C

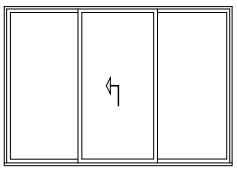

Schema|*Type* E

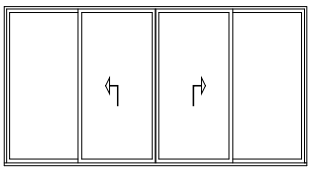

Schema|*Type* F

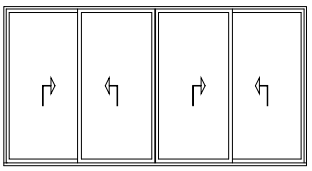

Schema|*Type* A3

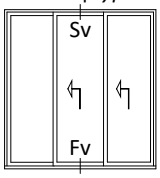

Schema|*Type* B3

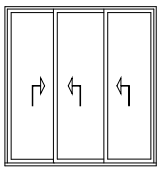

Schema|*Type* C3

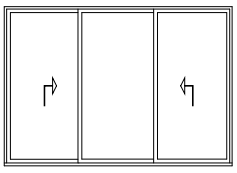

Schema|*Type* E3

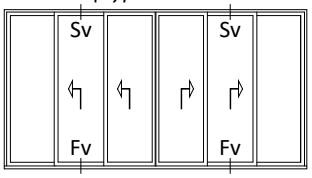

Schema|*Type* F3

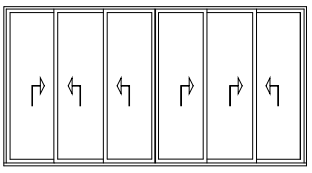

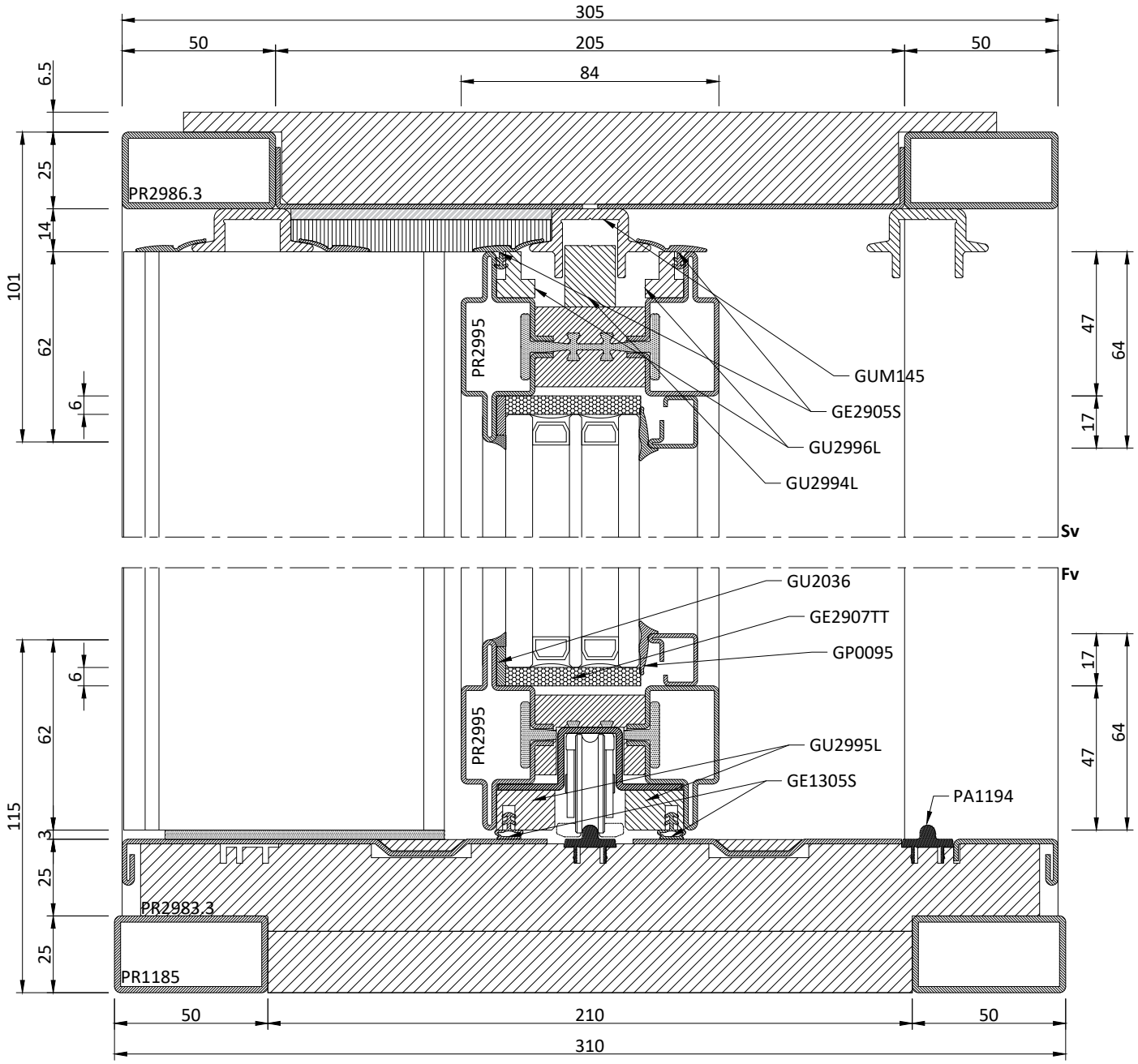

Schema|*Type* A

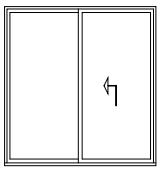

Schema|*Type* B

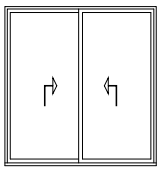

Schema|*Type* C

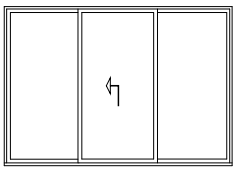

Schema|*Type* E

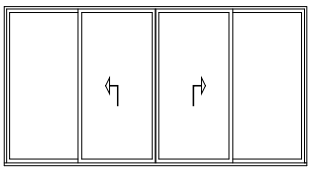

Schema|*Type* F

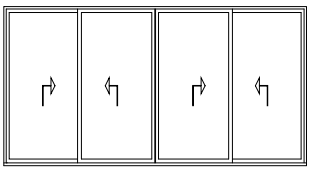

Schema|*Type* A3

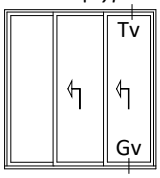

Schema|*Type* B3

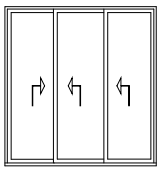

Schema|*Type* C3

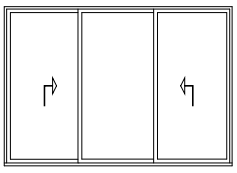

Schema|*Type* E3

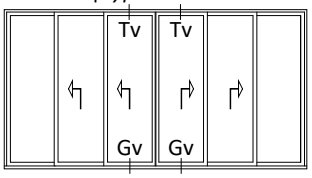

Schema|*Type* F3

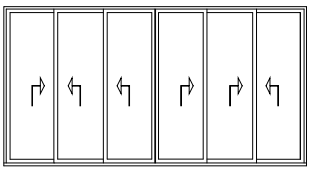

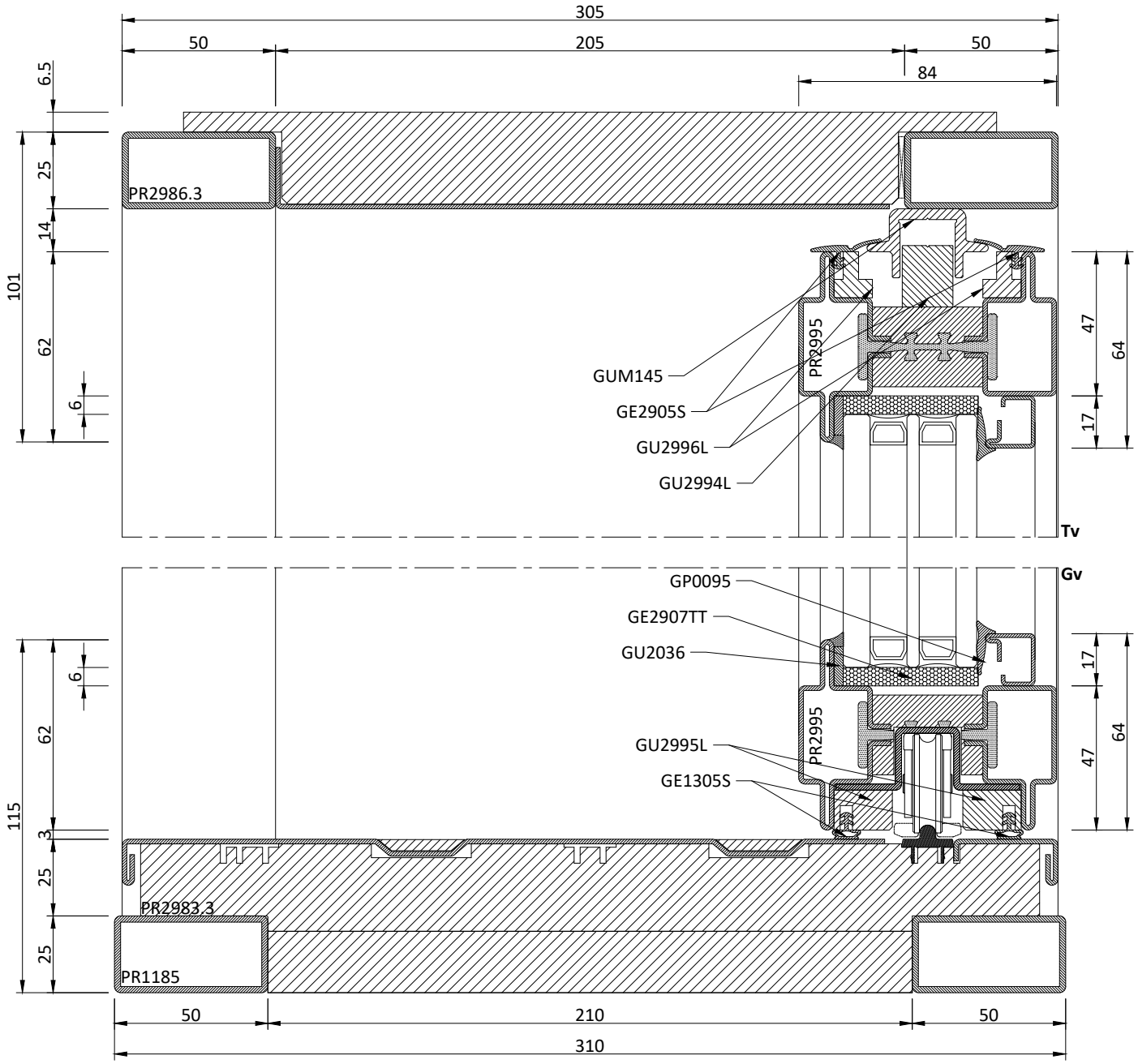

Schema|*Type* A

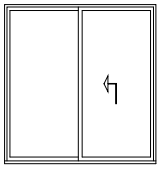

Schema|*Type* B

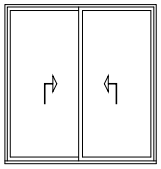

Schema|*Type* C

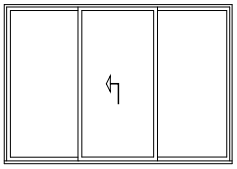

Schema|*Type* E

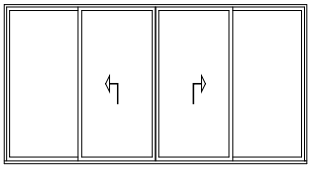

Schema|*Type* F

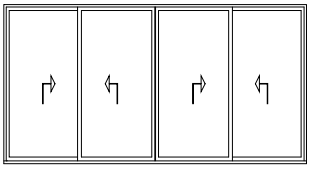

Schema|*Type* A3

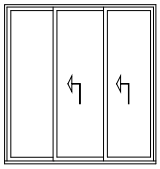

Schema|*Type* B3

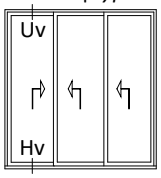

Schema|*Type* C3

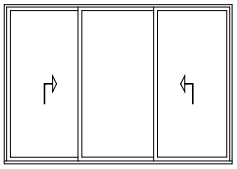

Schema|*Type* E3

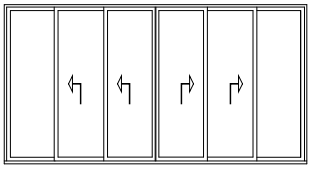

Schema|*Type* F3

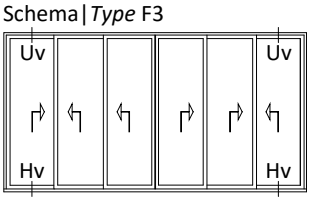

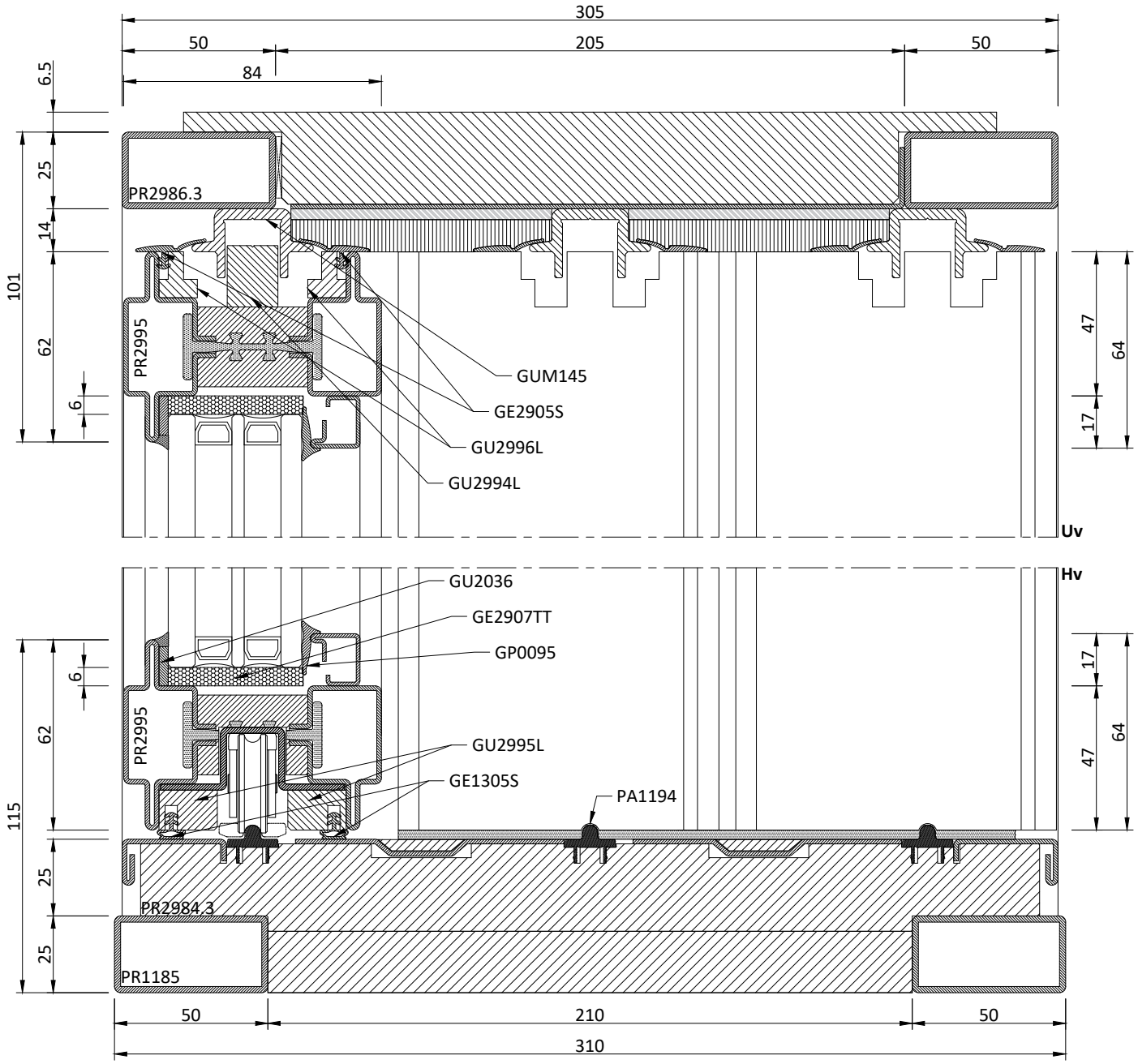

Schema|*Type* A

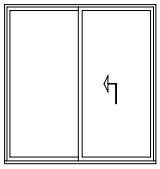

Schema|*Type* B

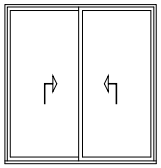

Schema|*Type* C

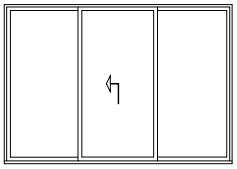

Schema|*Type* E

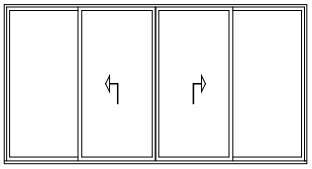

Schema|*Type* F

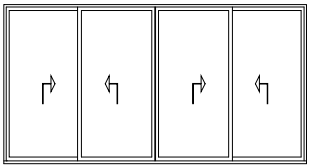

Schema|*Type* A3

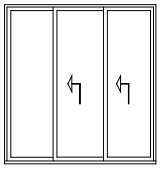

Schema|*Type* B3

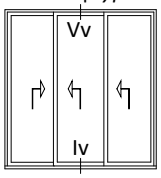

Schema|*Type* C3

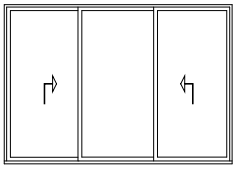

Schema|*Type* E3

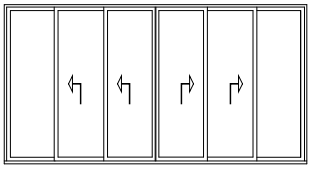

Schema|*Type* F3

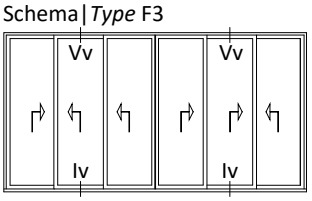

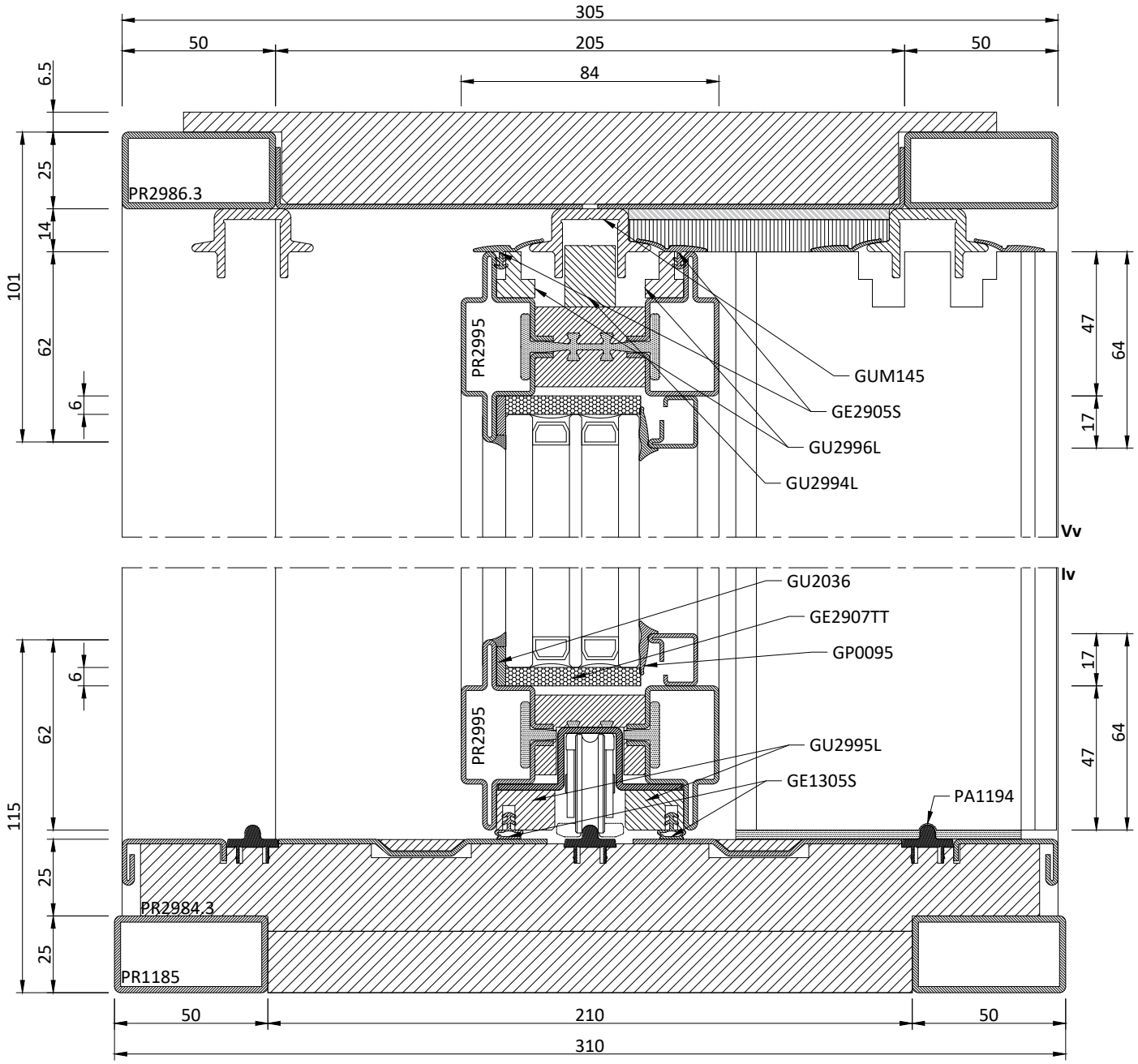

Schema|*Type* A

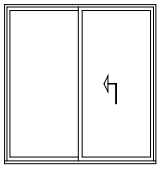

Schema|*Type* B

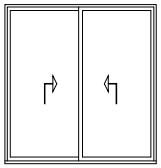

Schema|*Type* C

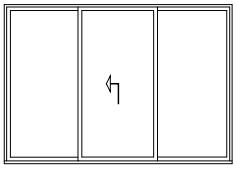

Schema|*Type* E

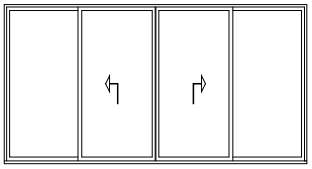

Schema|*Type* F

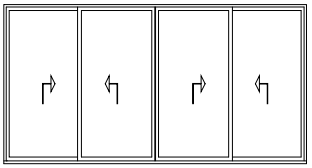

Schema|*Type* A3

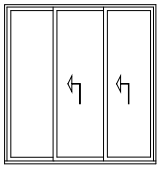

Schema|*Type* B3

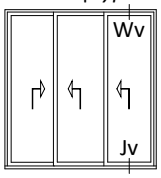

Schema|*Type* C3

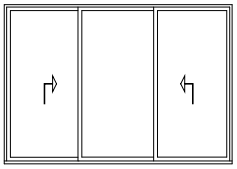

Schema|*Type* E3

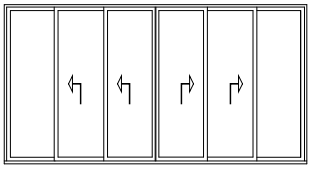

Schema|*Type* F3

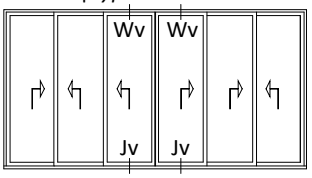

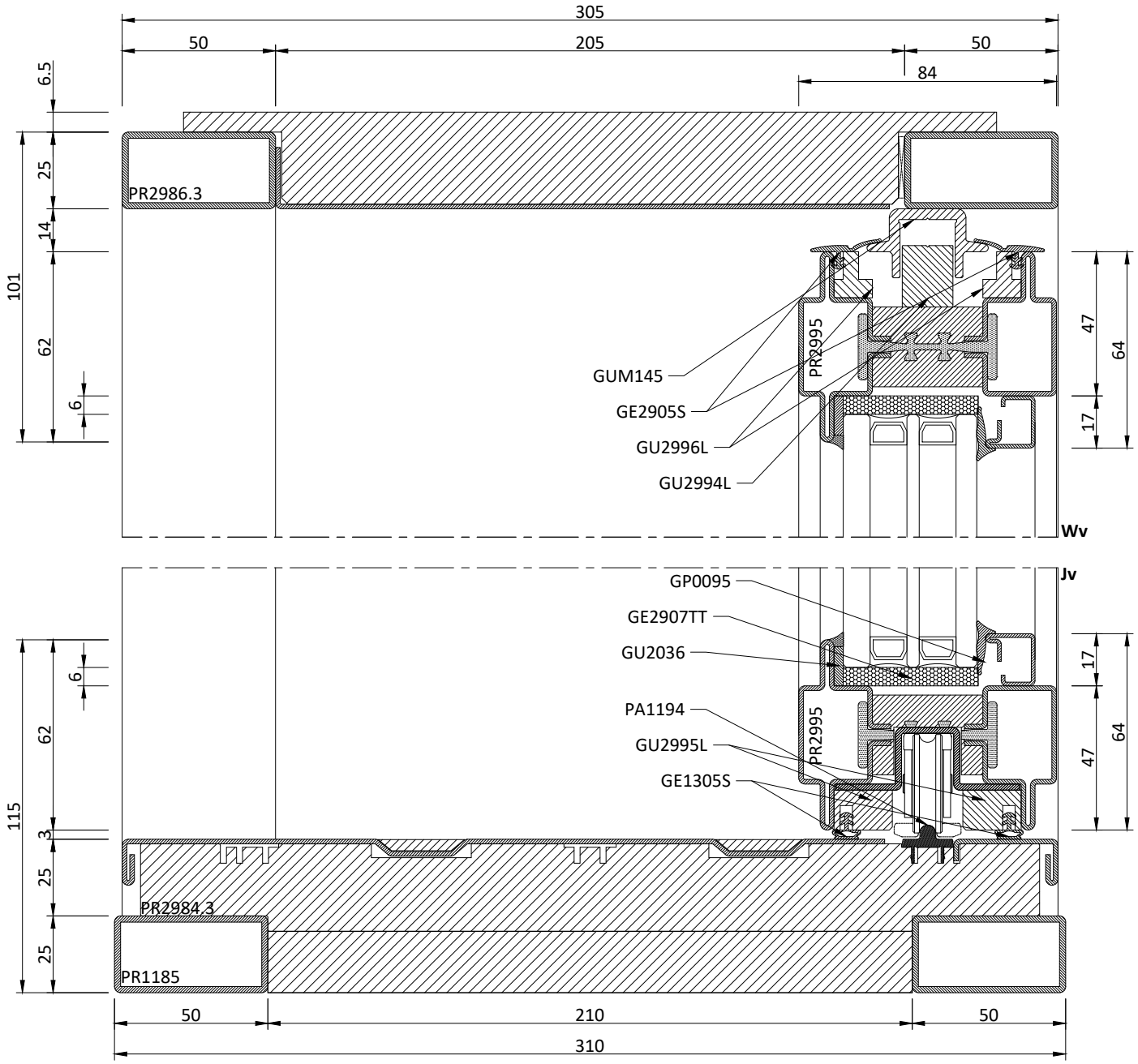

Schema|*Type* A

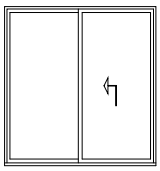

Schema|*Type* B

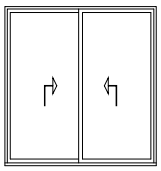

Schema|*Type* C

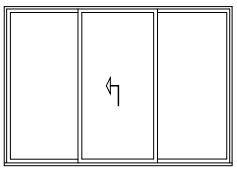

Schema|*Type* E

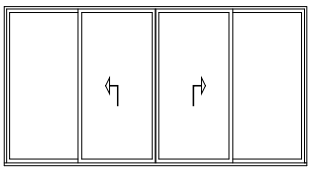

Schema|*Type* F

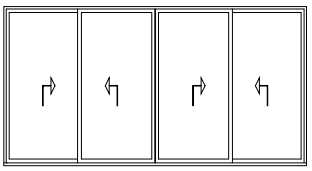

Schema|*Type* A3

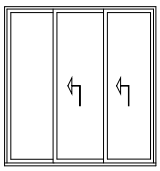

Schema|*Type* B3

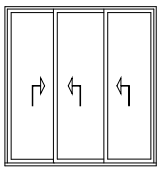

Schema|*Type* C3

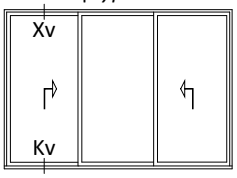

Schema|*Type* E3

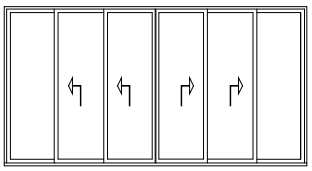

Schema|*Type* F3

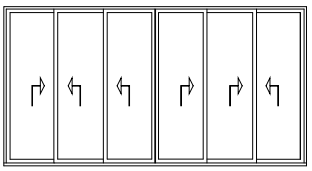

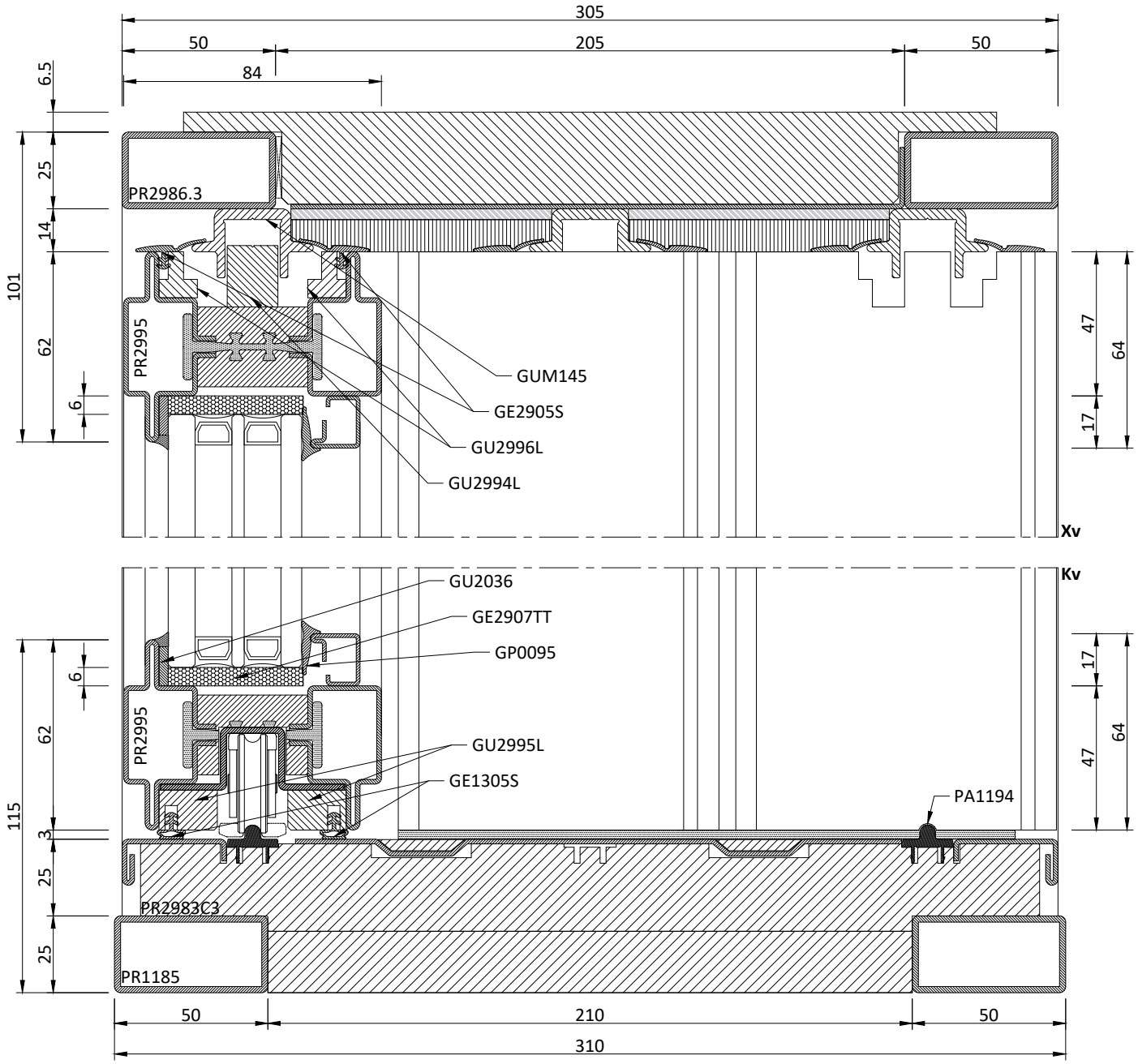

Schema|*Type* A

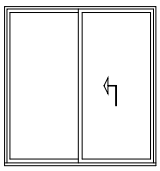

Schema|*Type* B

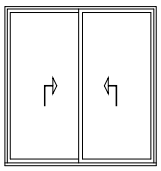

Schema|*Type* C

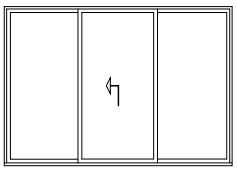

Schema|*Type* E

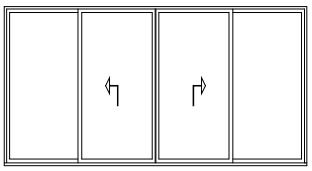

Schema|*Type* F

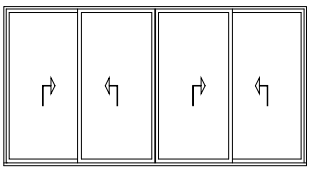

Schema|*Type* A3

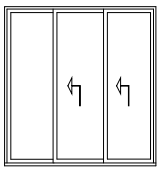

Schema|*Type* B3

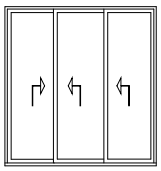

Schema|*Type* C3

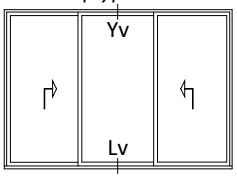

Schema|*Type* E3

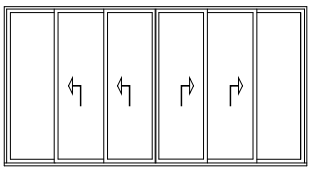

Schema|*Type* F3

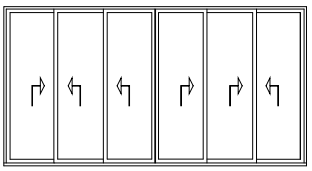

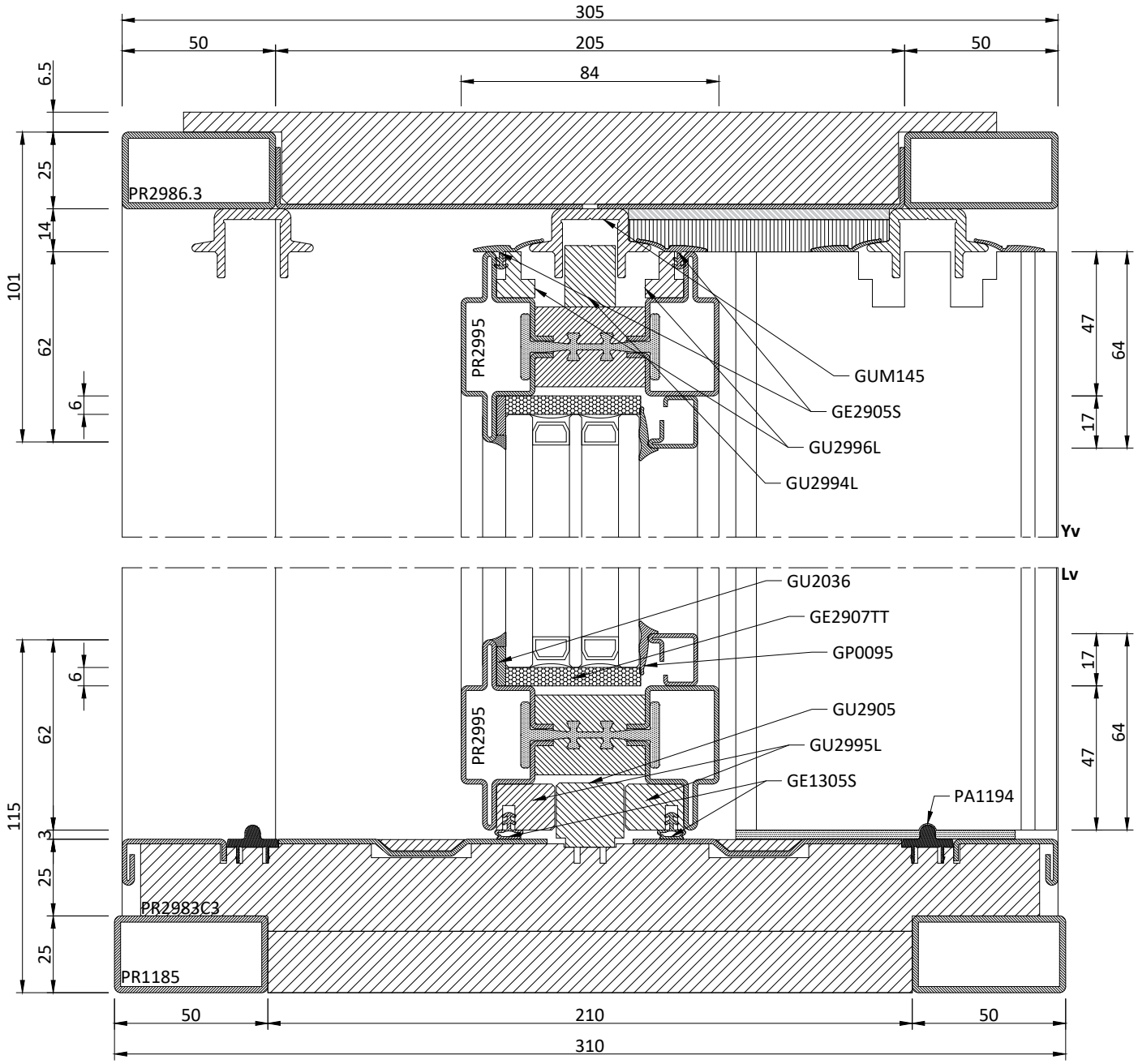

Schema|*Type* A

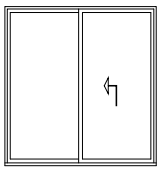

Schema|*Type* B

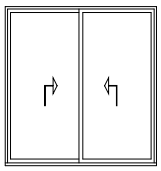

Schema|*Type* C

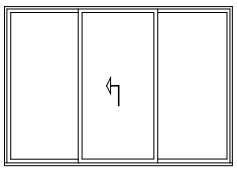

Schema|*Type* E

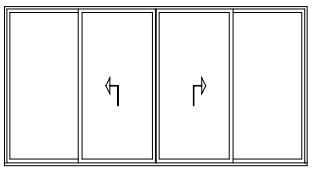

Schema|*Type* F

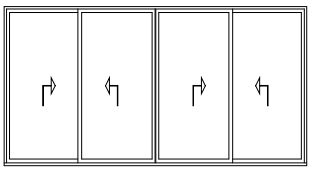

Schema|*Type* A3

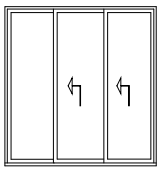

Schema|*Type* B3

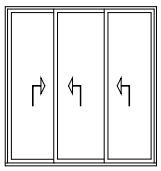

Schema|*Type* C3

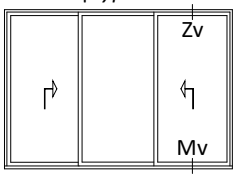

Schema|*Type* E3

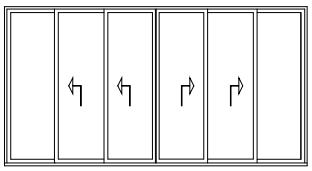

Schema|*Type* F3

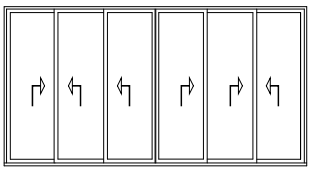

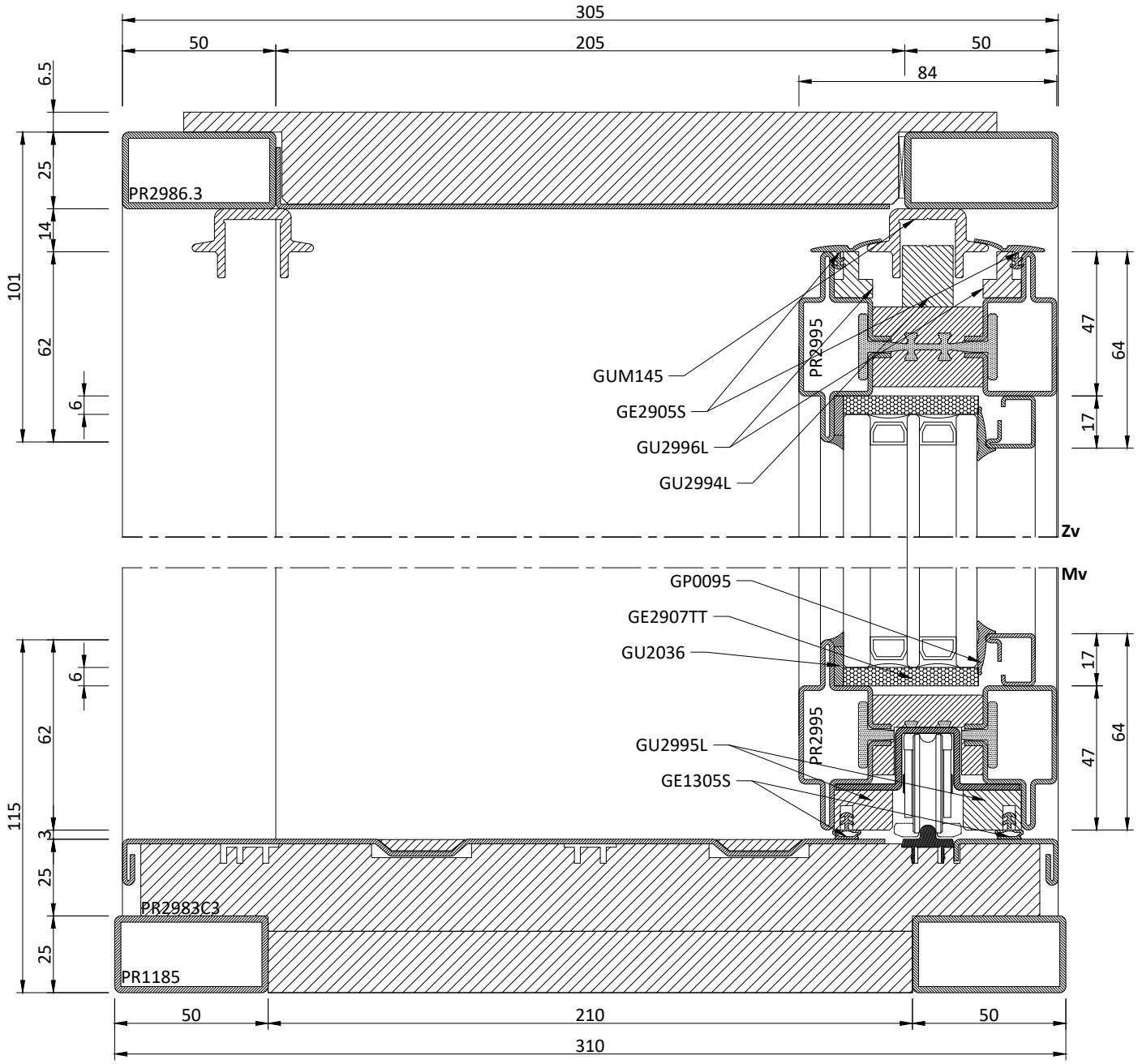

Schema | *Type* S1

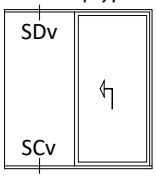

Schema | *Type* S2

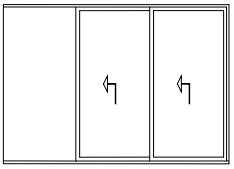

Schema | *Type* S3

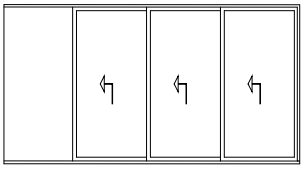

Schema | *Type* T1

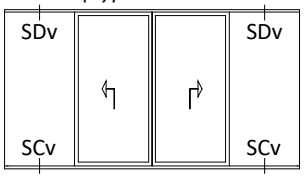

Schema | *Type* T2

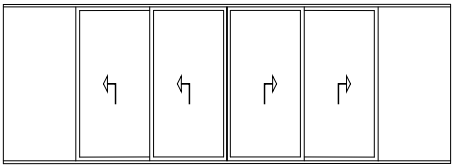

Schema | *Type* T3

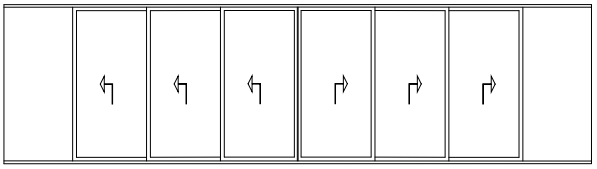

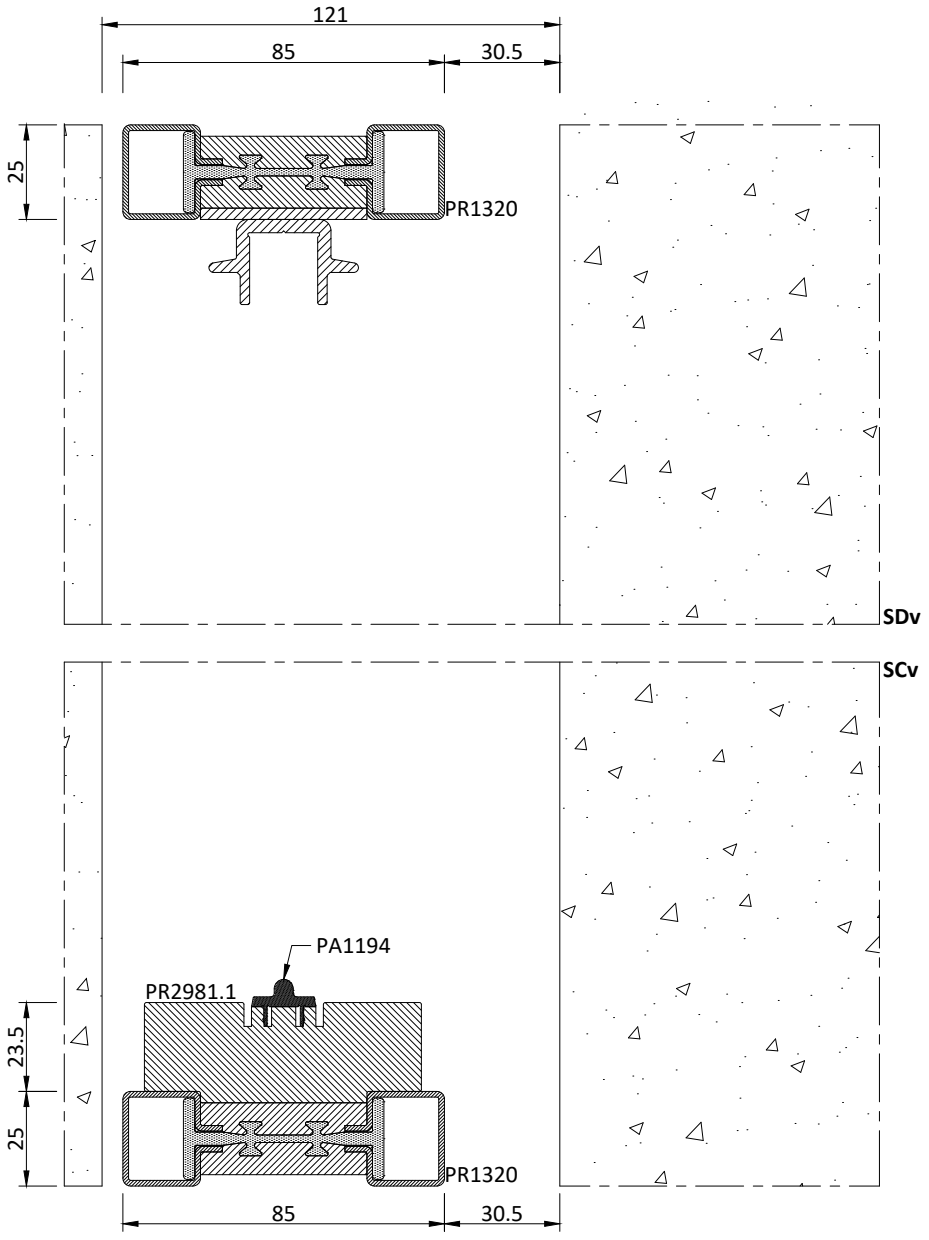

Schema | *Type* S1

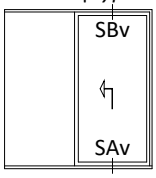

Schema | *Type* S2

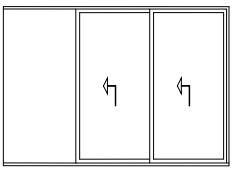

Schema | *Type* S3

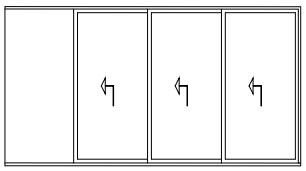

Schema | *Type* T1

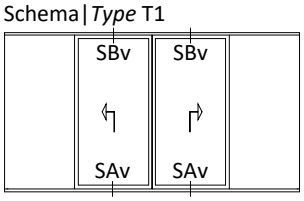

Schema | *Type* T2

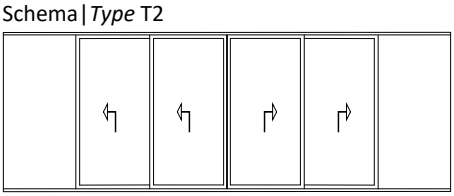

Schema | *Type* T3

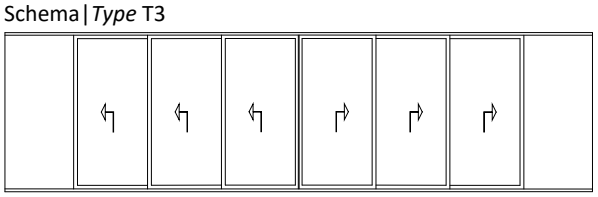

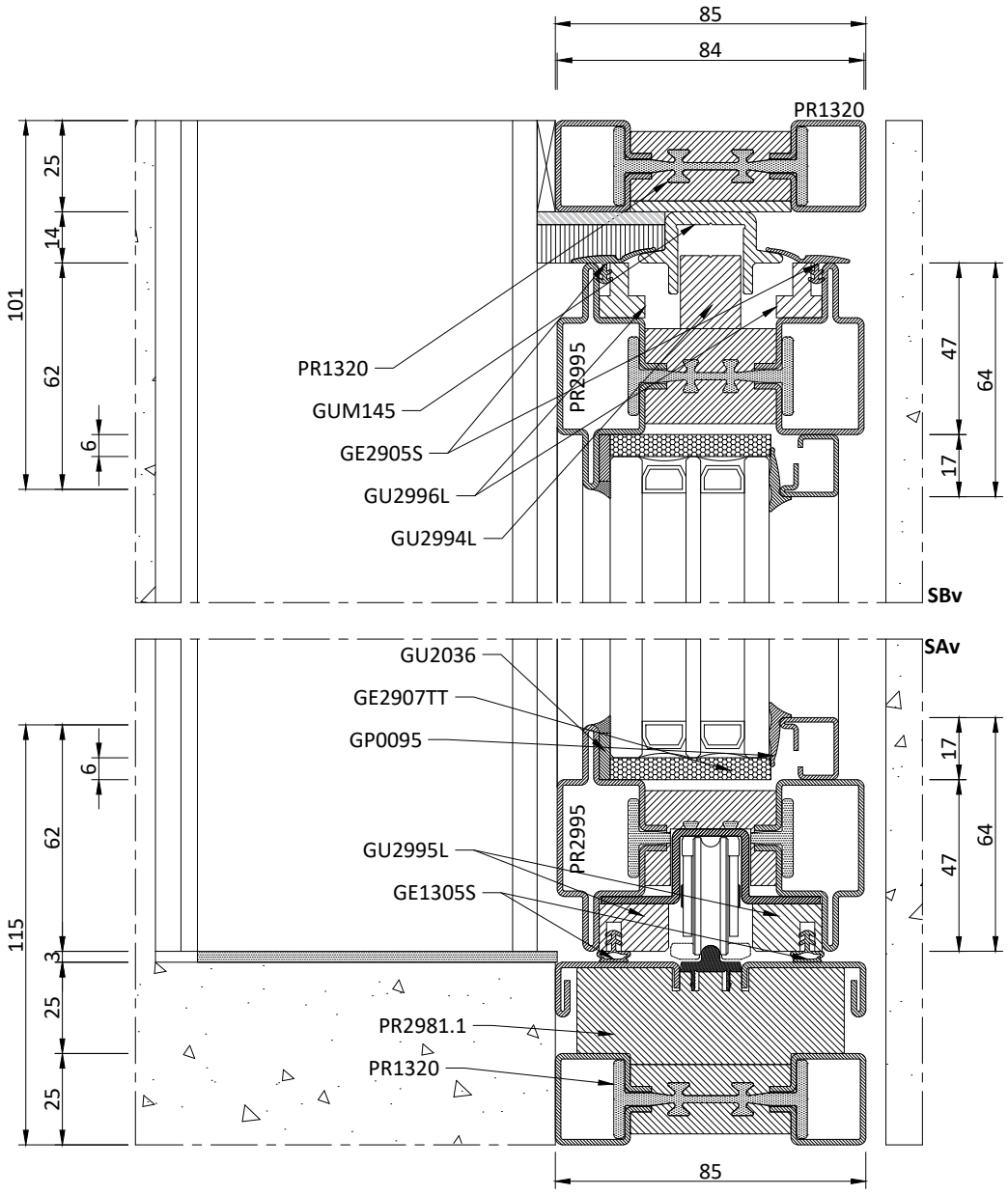

Schema | *Type* S1

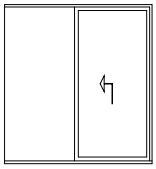

Schema | *Type* S2

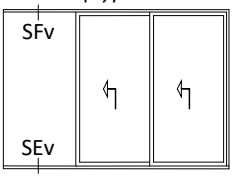

Schema | *Type* S3

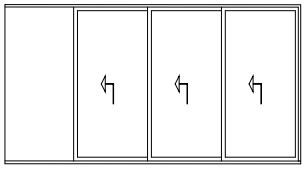

Schema | *Type* T1

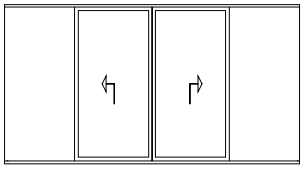

Schema | *Type* T2

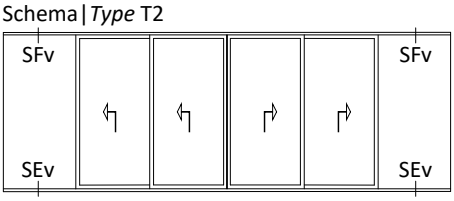

Schema | *Type* T3

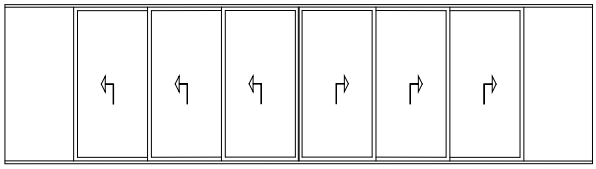

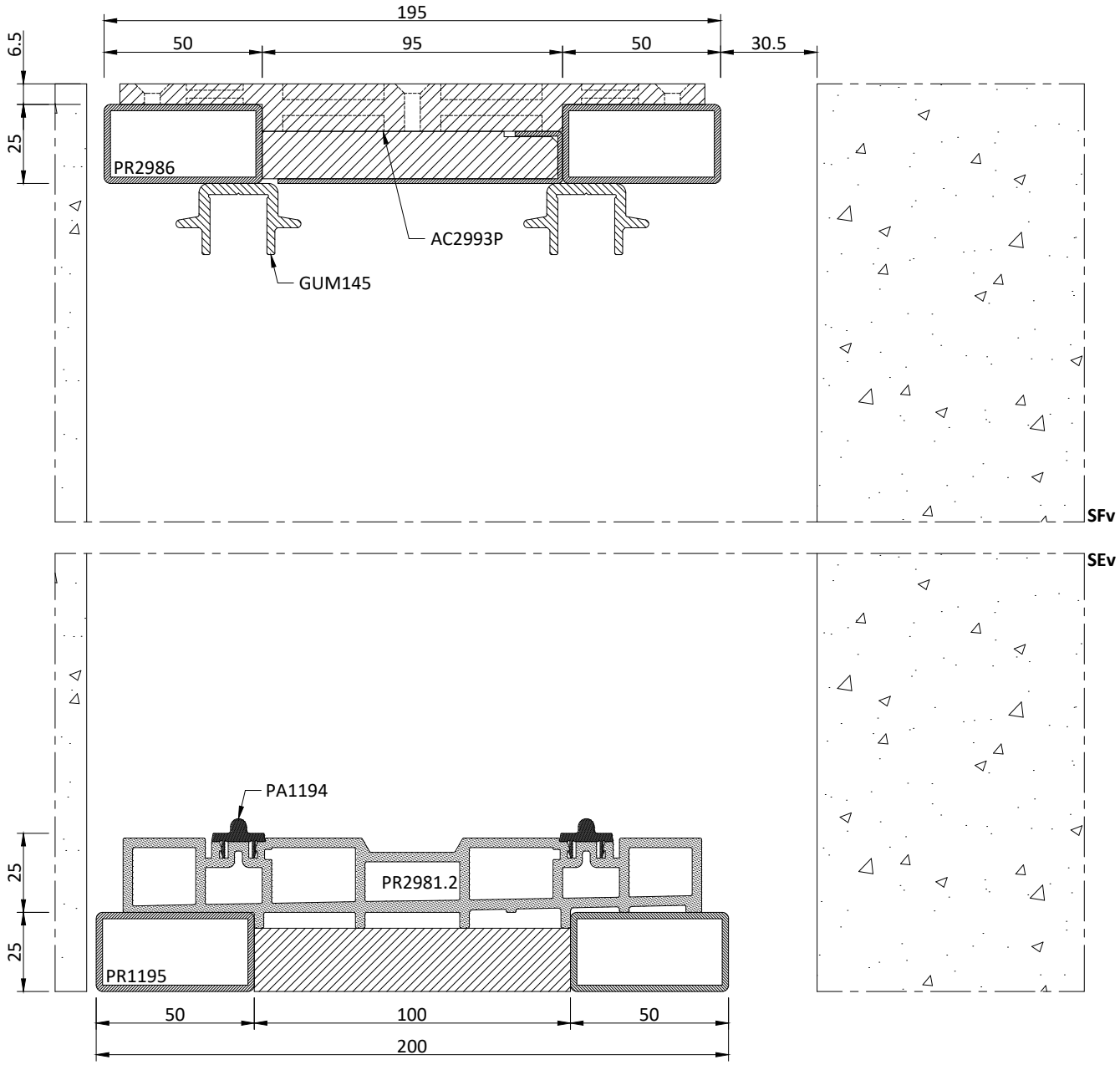

Schema | *Type* S1

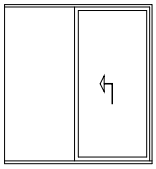

Schema | *Type* S2

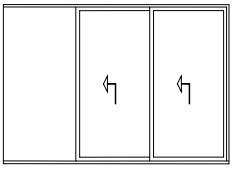

Schema | *Type* S3

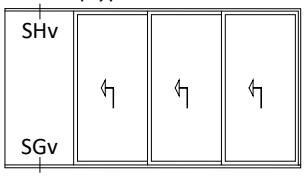

Schema | *Type* T1

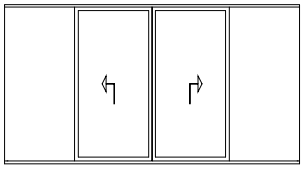

Schema | *Type* T2

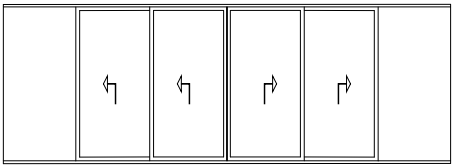

Schema | *Type* T3

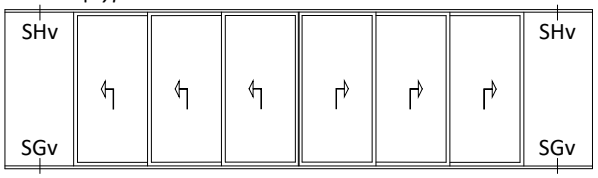

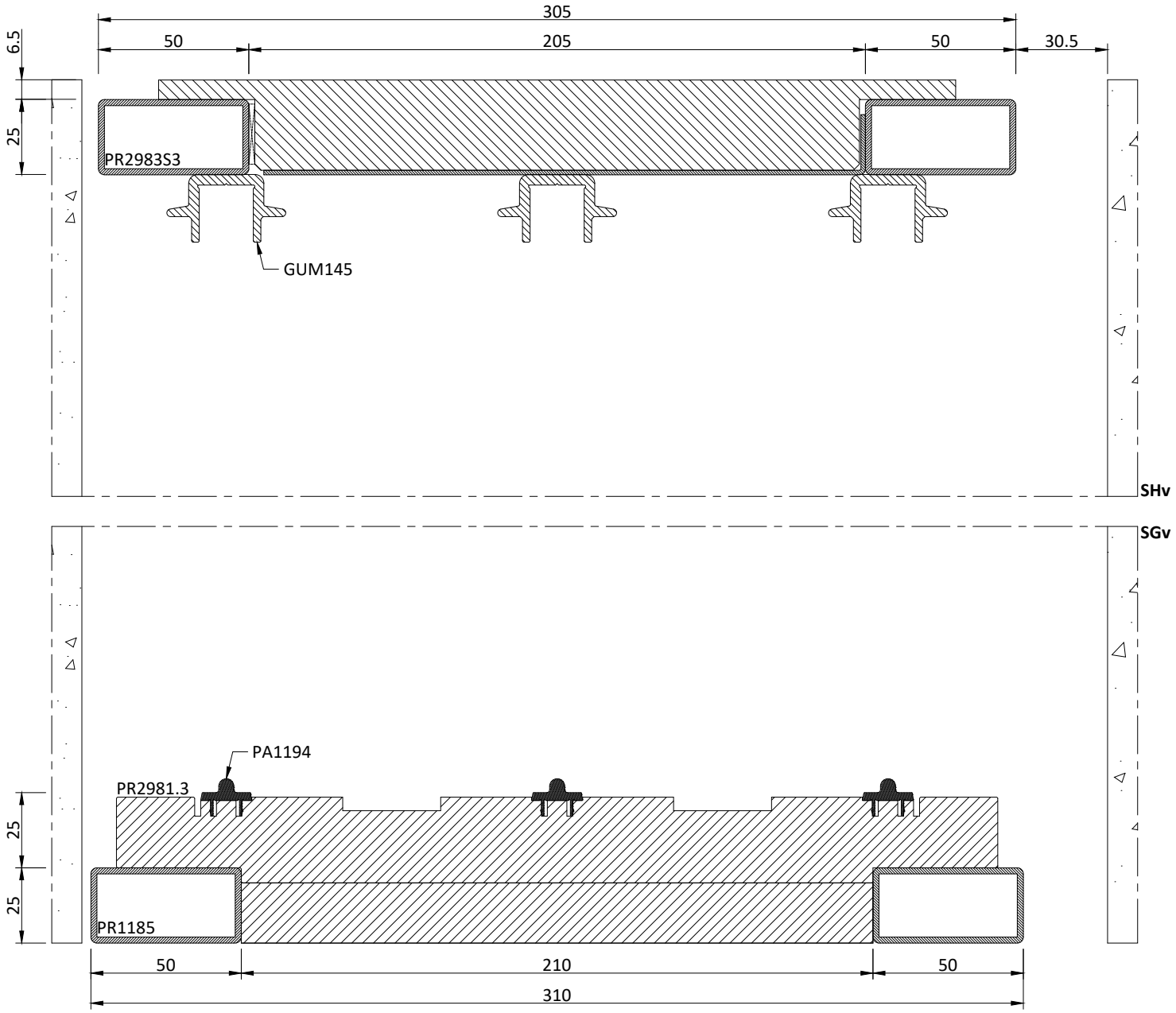

Schema | *Type* S1

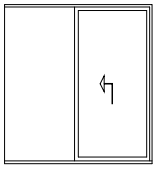

Schema | *Type* S2

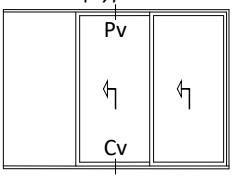

Schema | *Type* S3

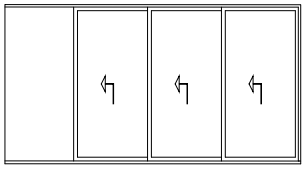

Schema | *Type* T1

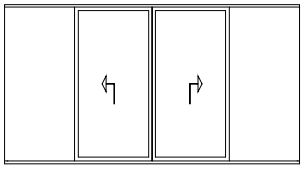

Schema | *Type* T2

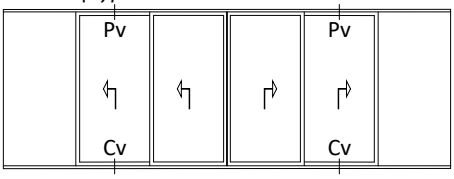

Schema | *Type* T3

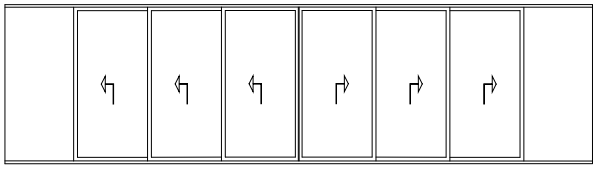

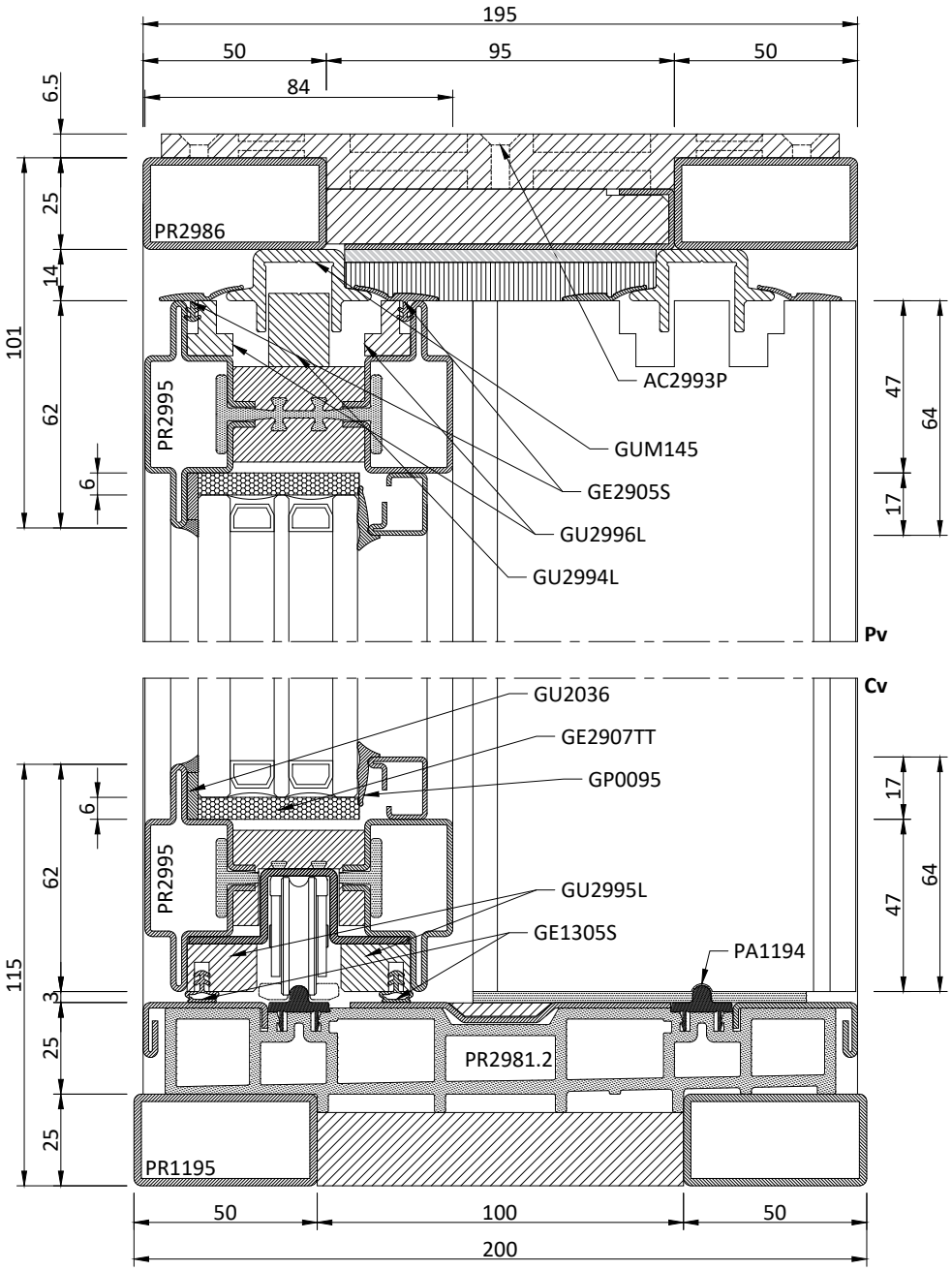

Schema | *Type* S1

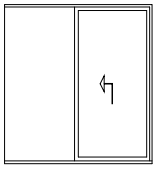

Schema | *Type* S2

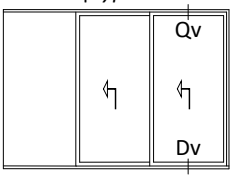

Schema | *Type* S3

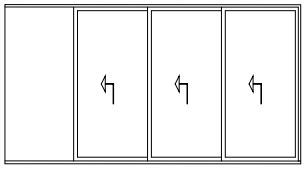

Schema | *Type* T1

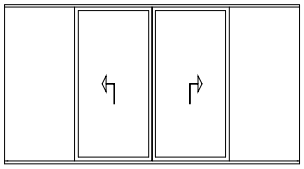

Schema | *Type* T2

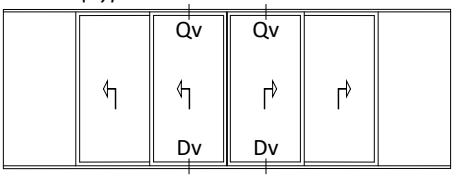

Schema | *Type* T3

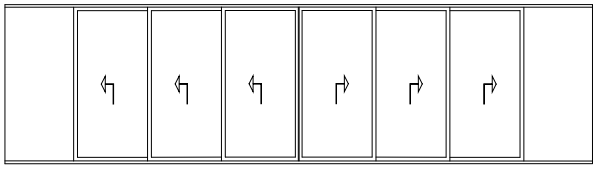

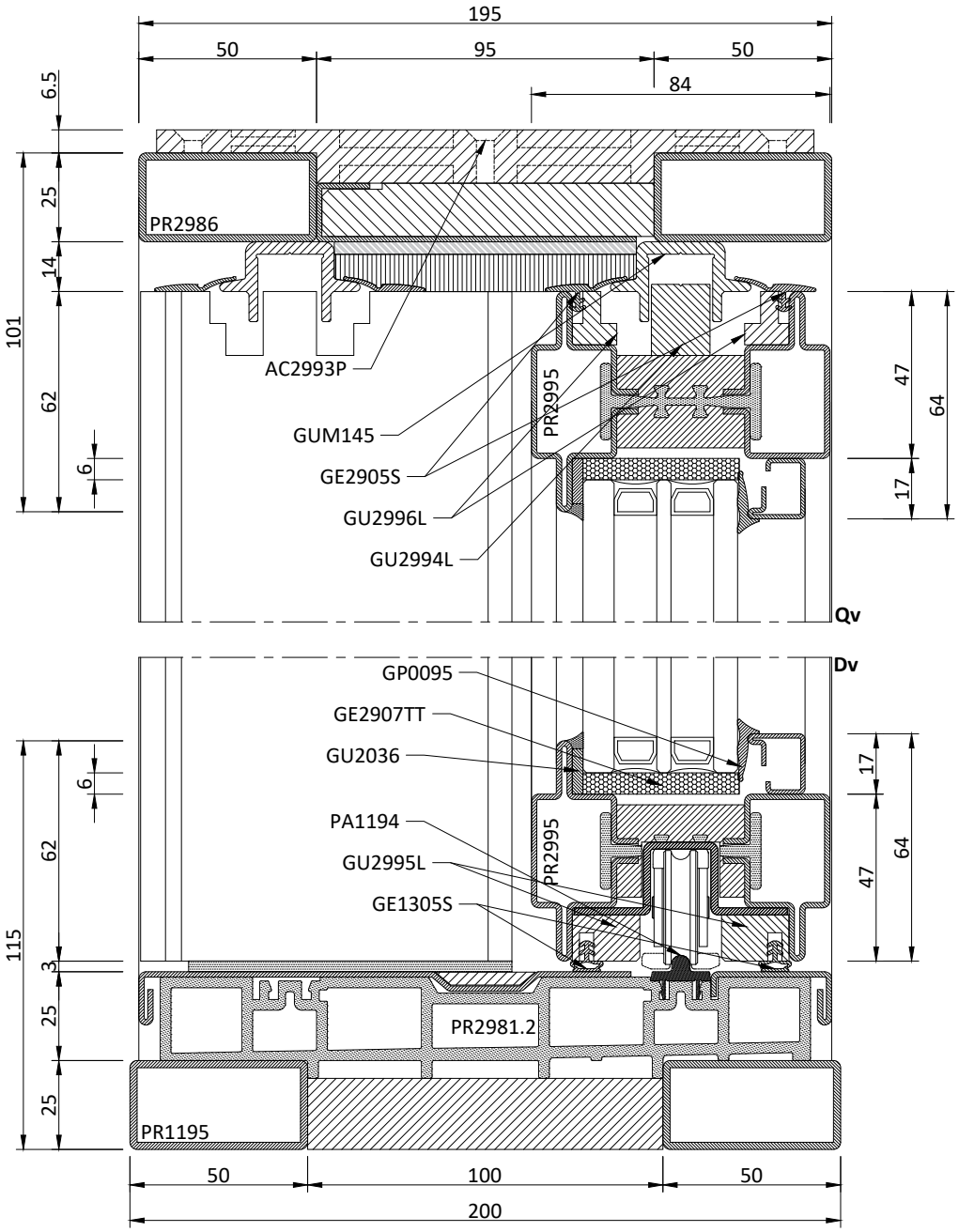

Schema | *Type* S1

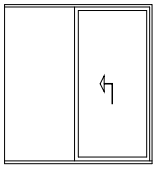

Schema | *Type* S2

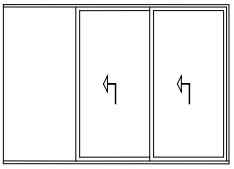

Schema | *Type* S3

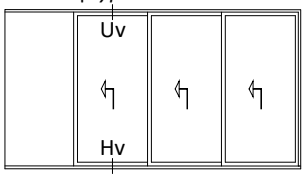

Schema | *Type* T1

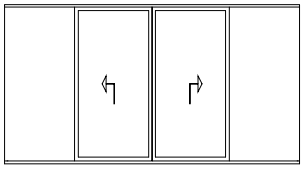

Schema | *Type* T2

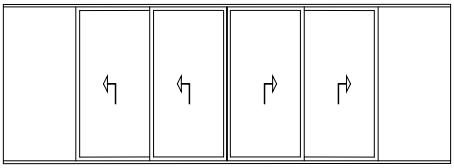

Schema | *Type* T3

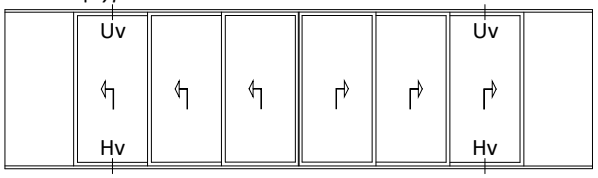

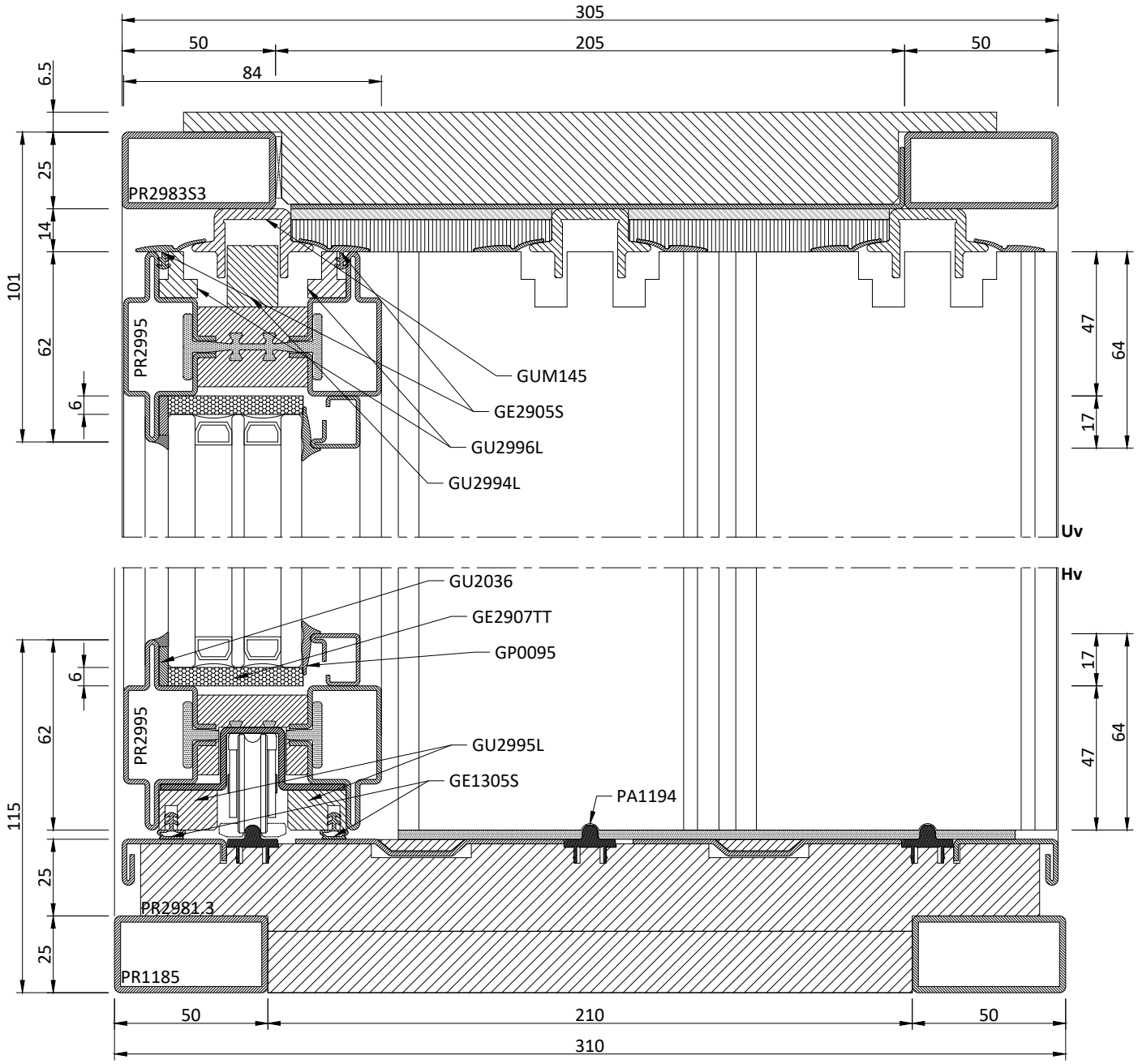

Schema | *Type* S1

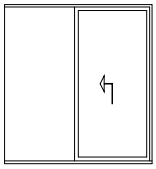

Schema | *Type* S2

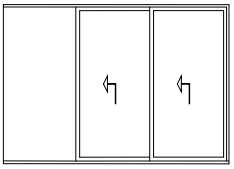

Schema | *Type* S3

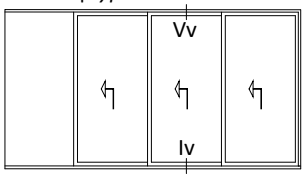

Schema | *Type* T1

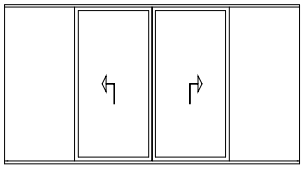

Schema | *Type* T2

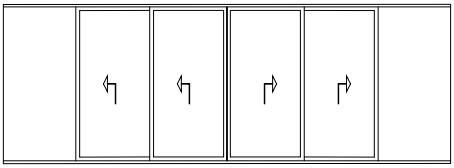

Schema | *Type* T3

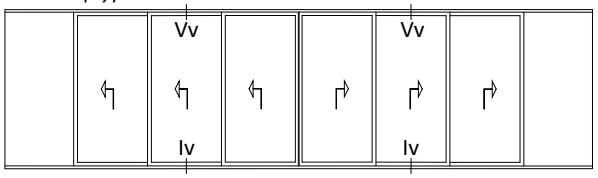

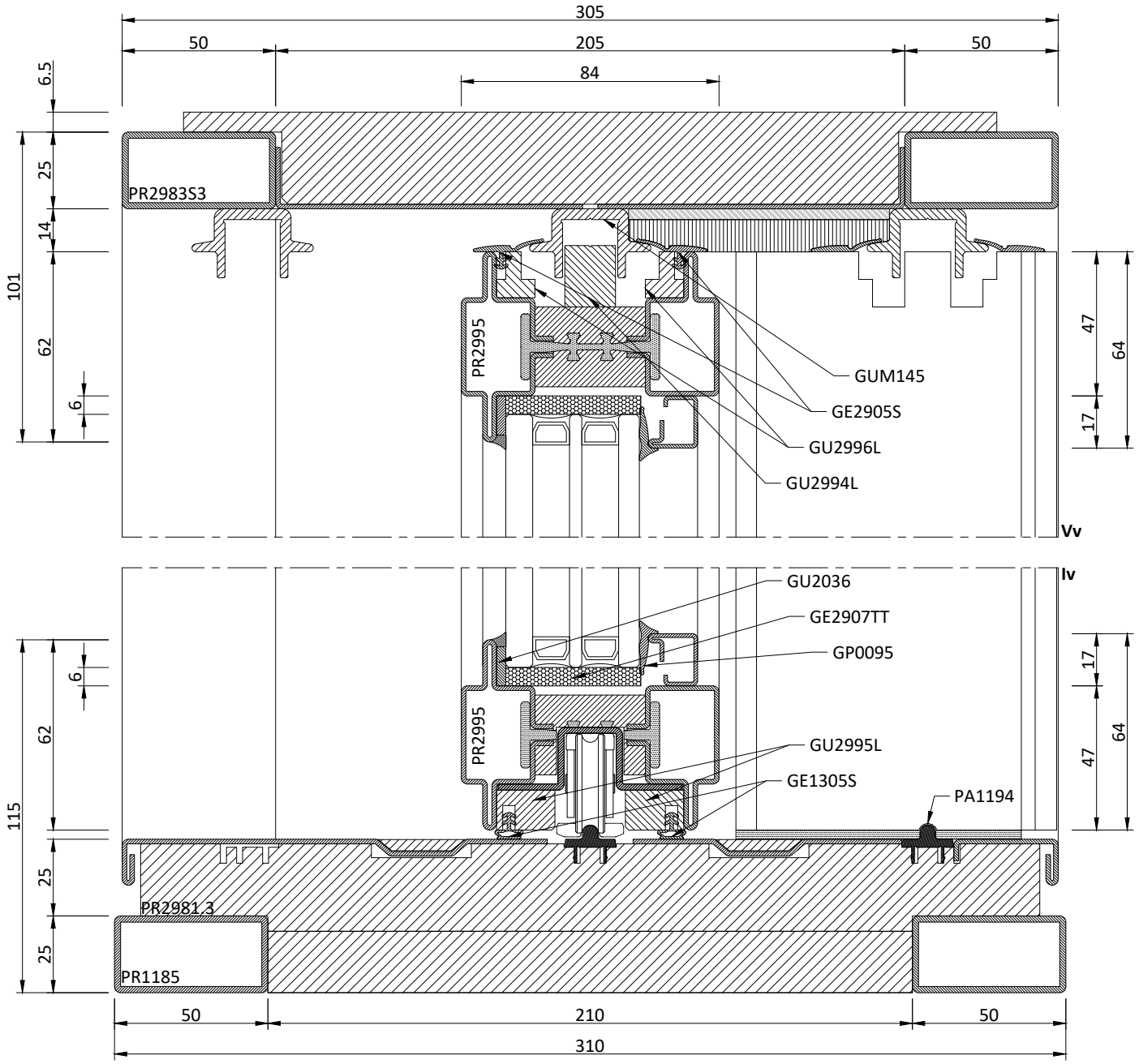

Schema | *Type* S1

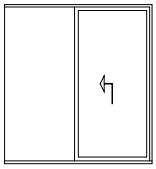

Schema | *Type* S2

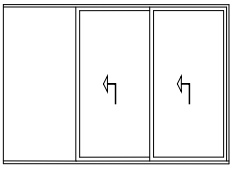

Schema | *Type* S3

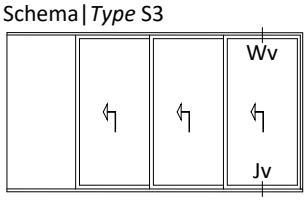

Schema | *Type* T1

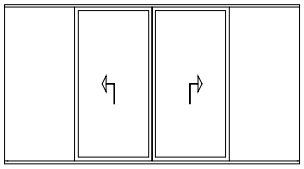

Schema | *Type* T2

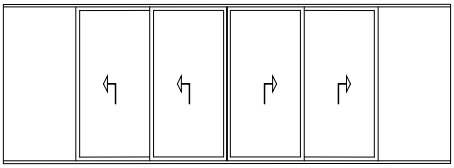

Schema | *Type* T3

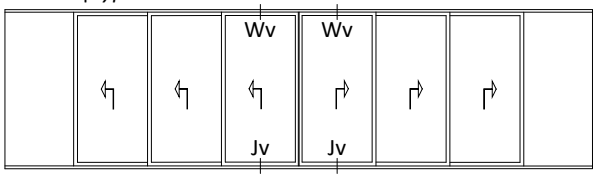

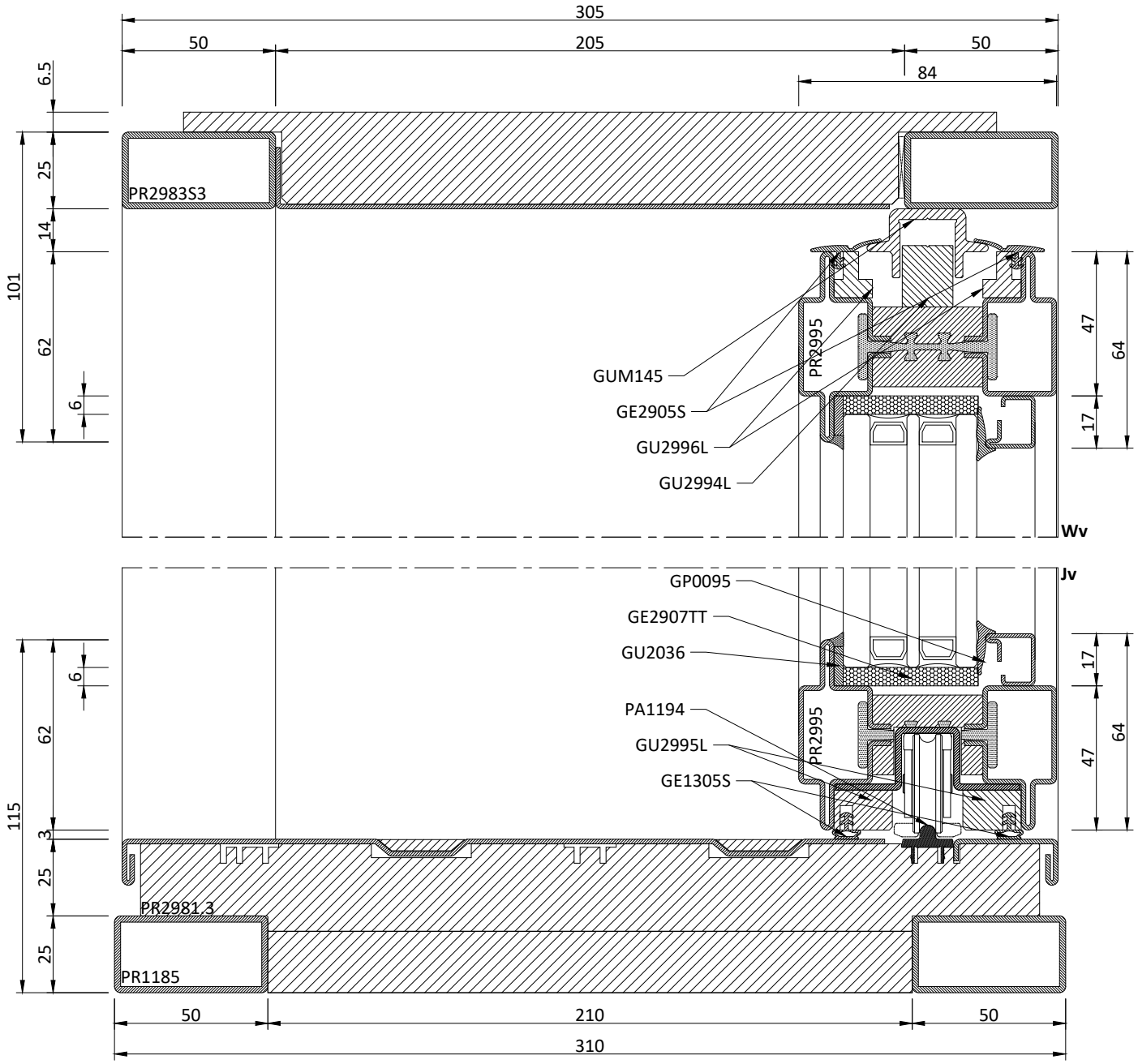

Schema | *Type* S1

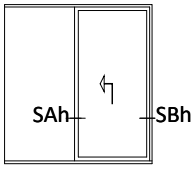

Schema | *Type* S2

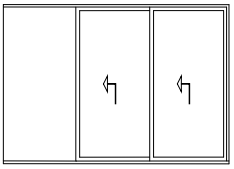

Schema | *Type* S3

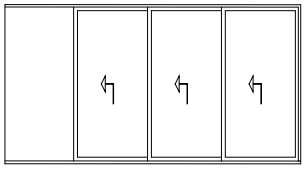

Schema | *Type* T1

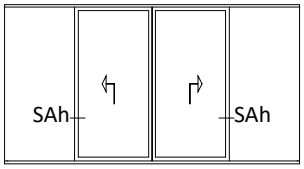

Schema | *Type* T2

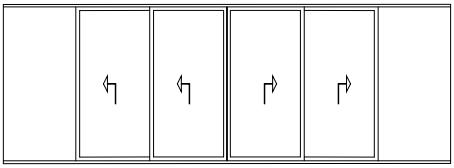

Schema | *Type* T3

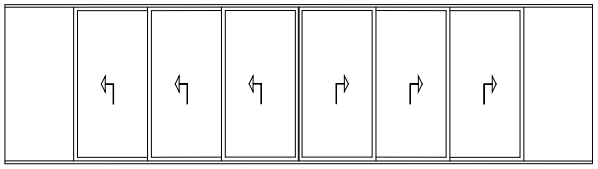

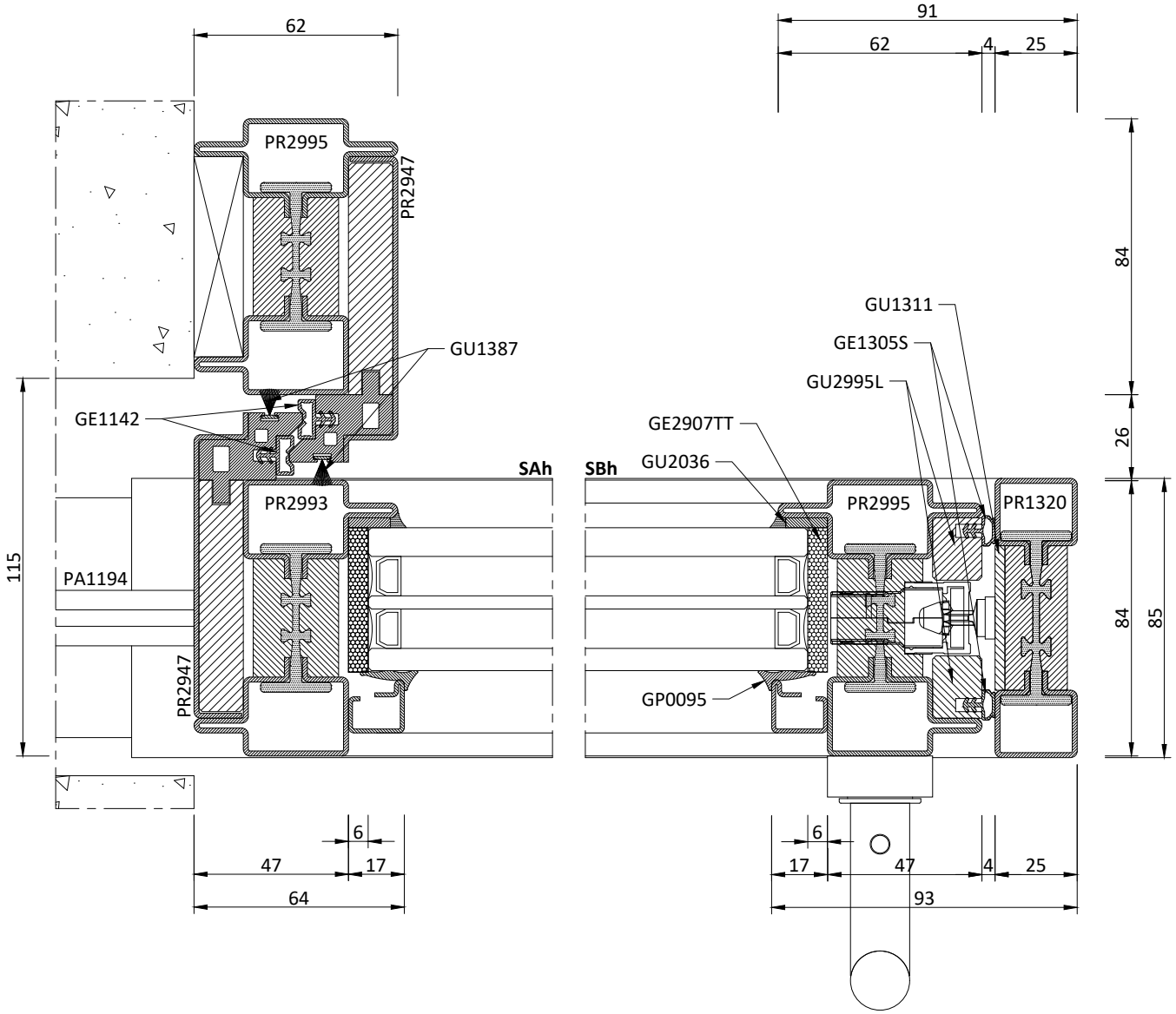

Schema | *Type* S1

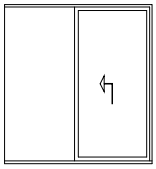

Schema | *Type* S2

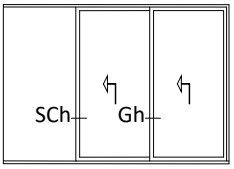

Schema | *Type* S3

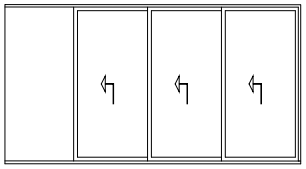

Schema | *Type* T1

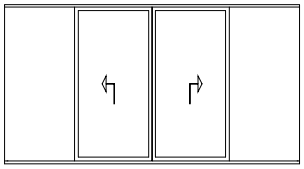

Schema | *Type* T2

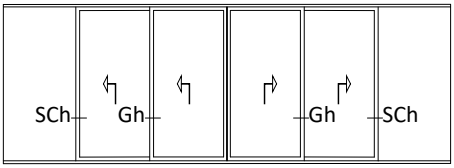

Schema | *Type* T3

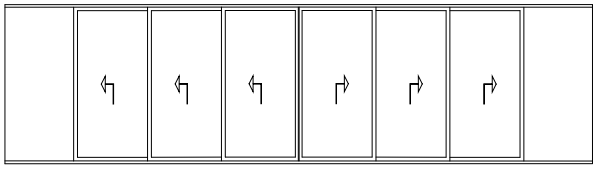

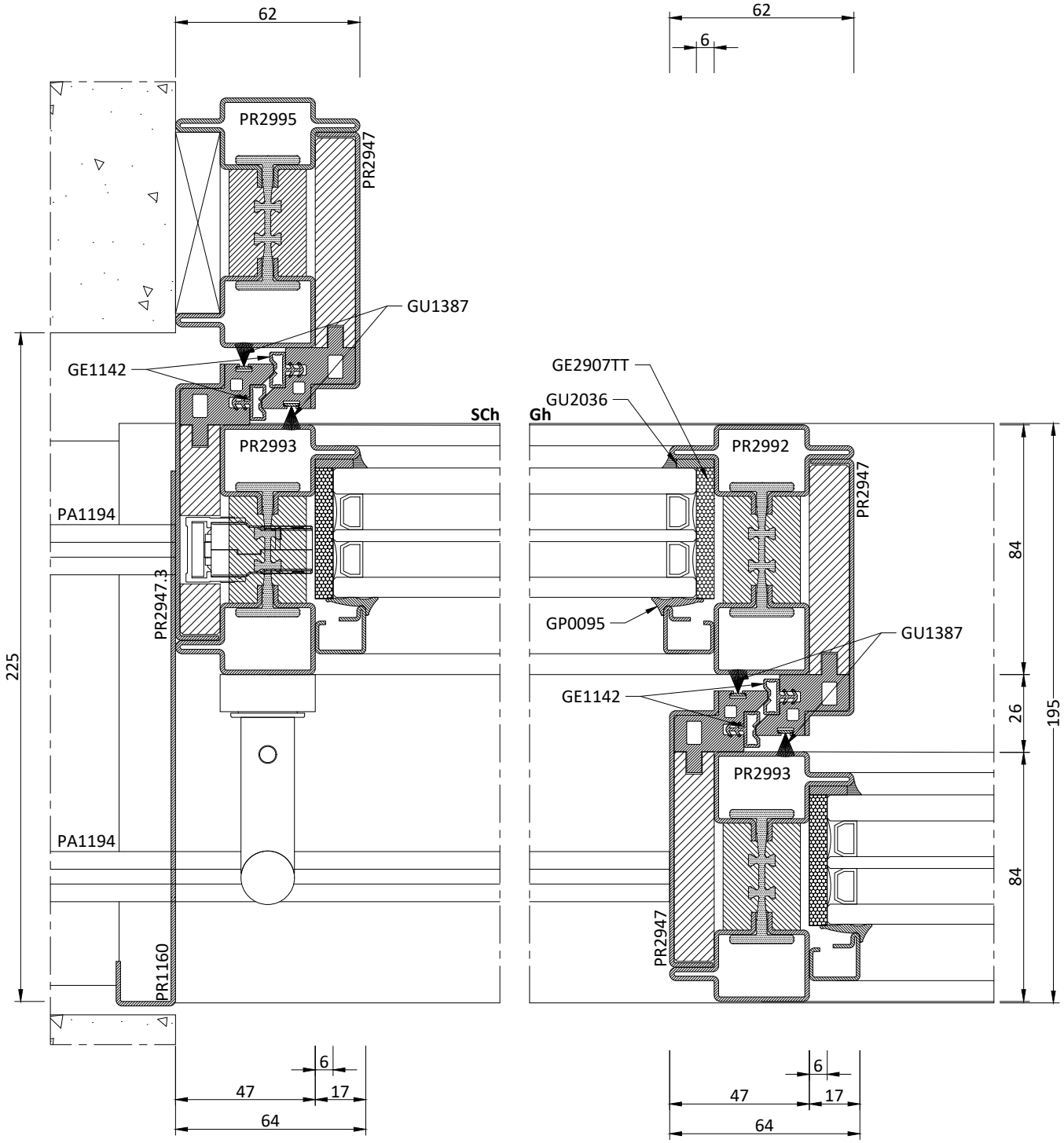

Schema | *Type* S1

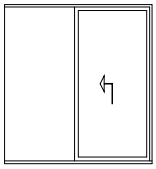

Schema | *Type* S2

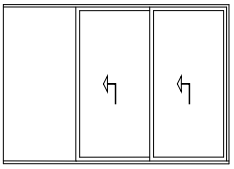

Schema | *Type* S3

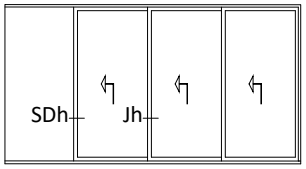

Schema | *Type* T1

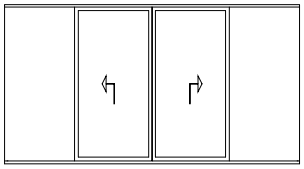

Schema | *Type* T2

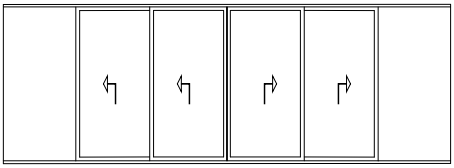

Schema | *Type* T3

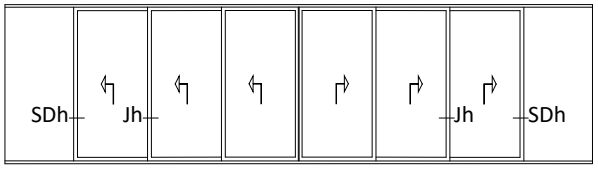

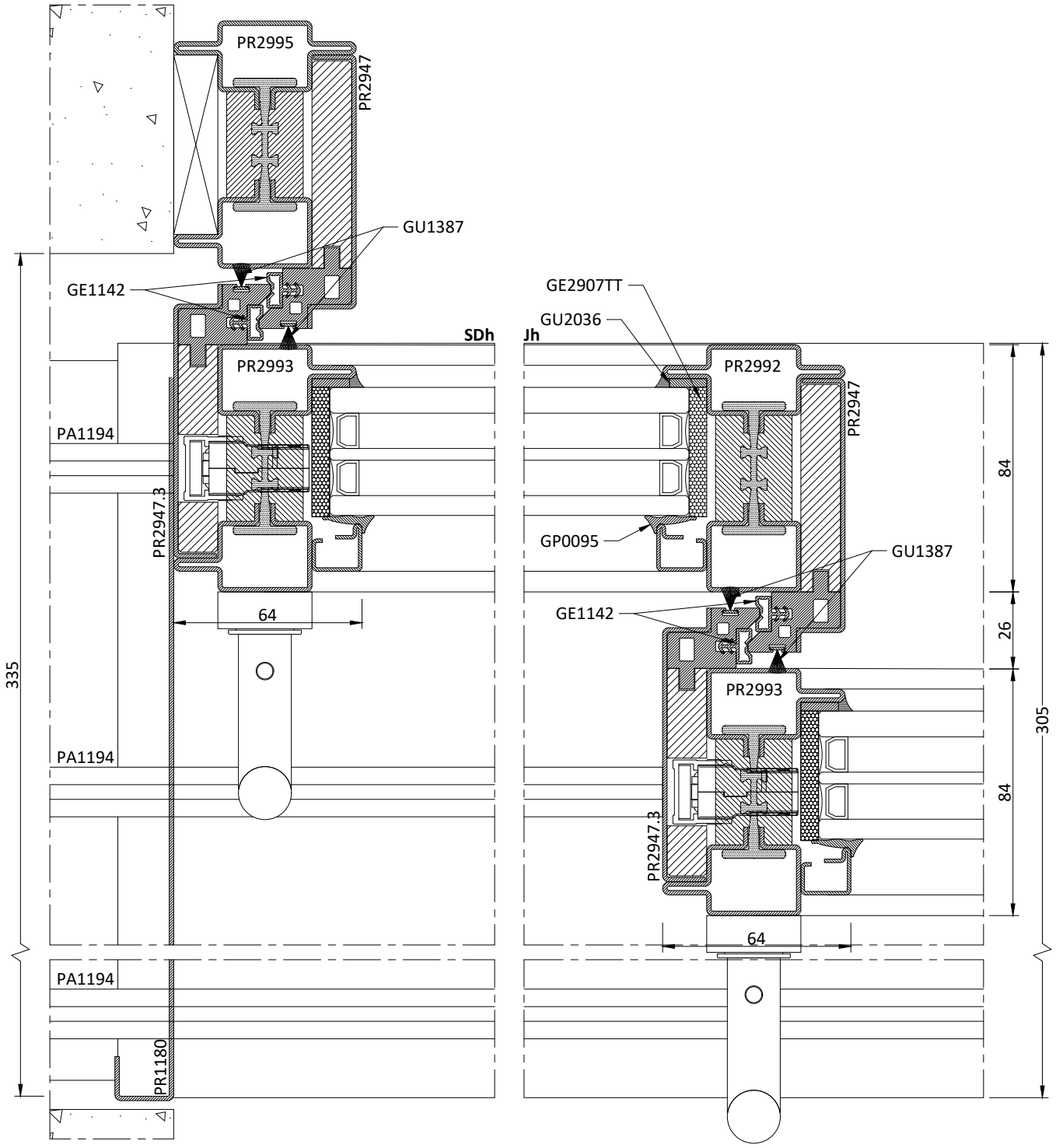

Schema | *Type* S1

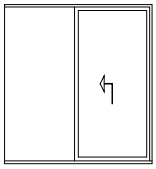

Schema | *Type* S2

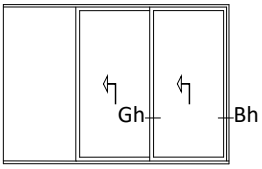

Schema | *Type* S3

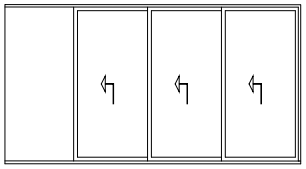

Schema | *Type* T1

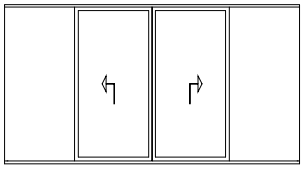

Schema | *Type* T2

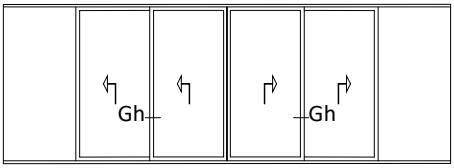

Schema | *Type* T3

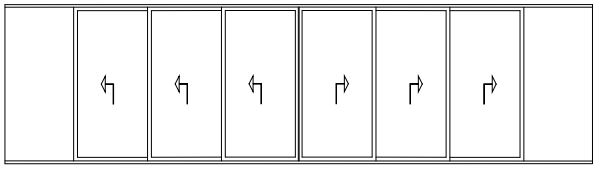

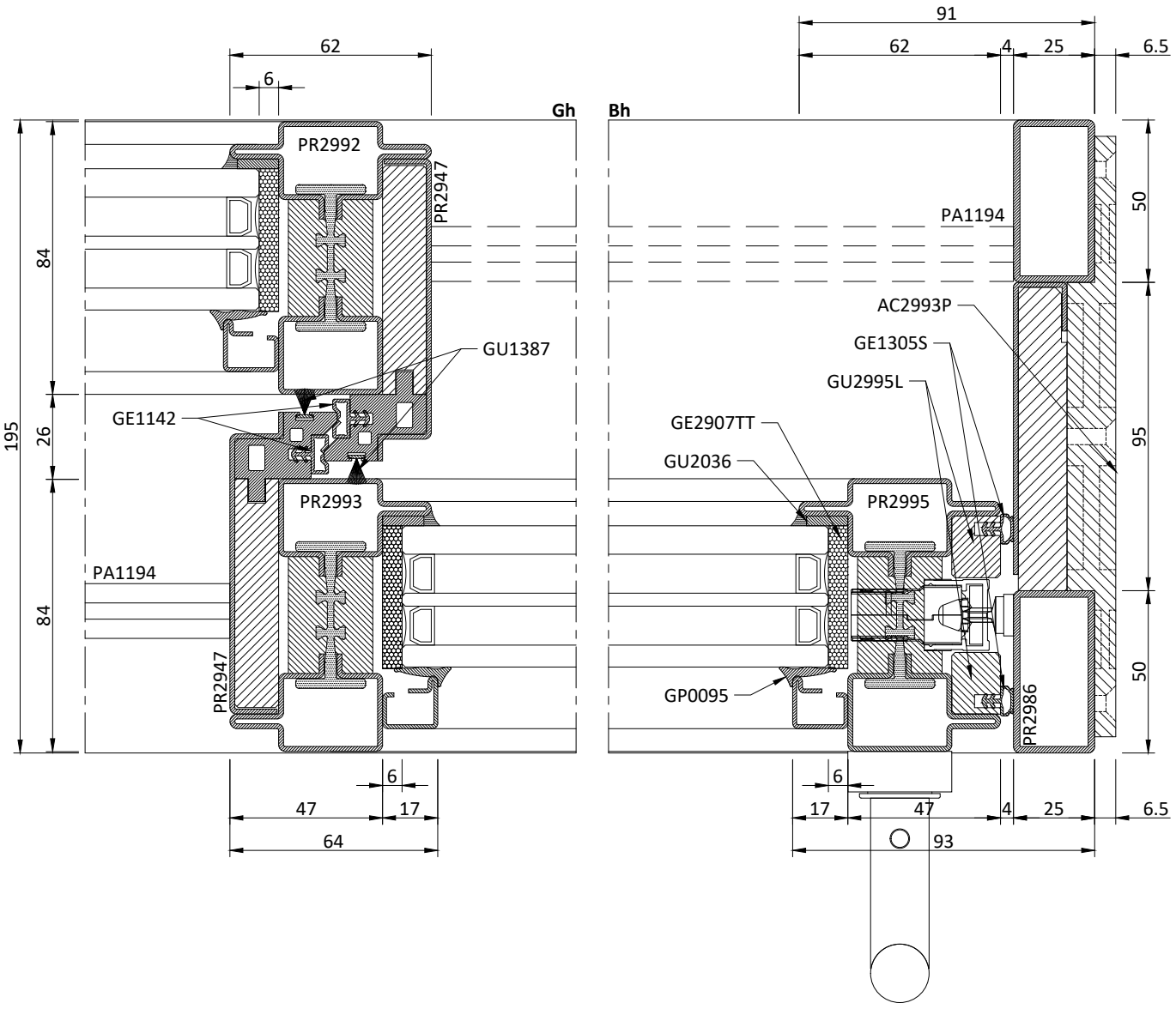

Schema | *Type* S1

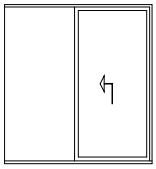

Schema | *Type* S2

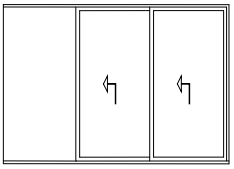

Schema | *Type* S3

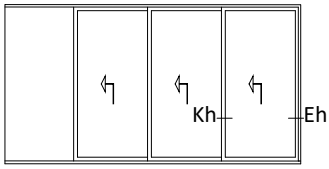

Schema | *Type* T1

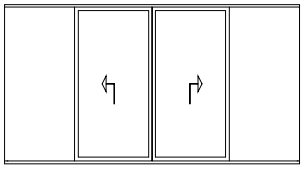

Schema | *Type* T2

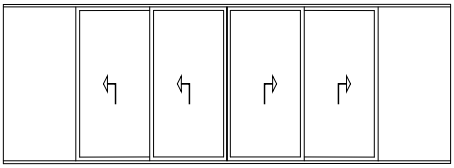

Schema | *Type* T3

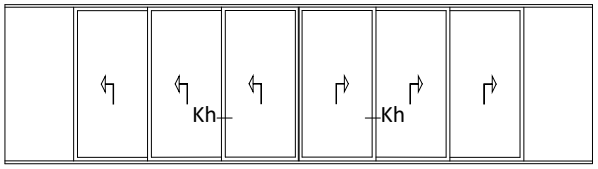

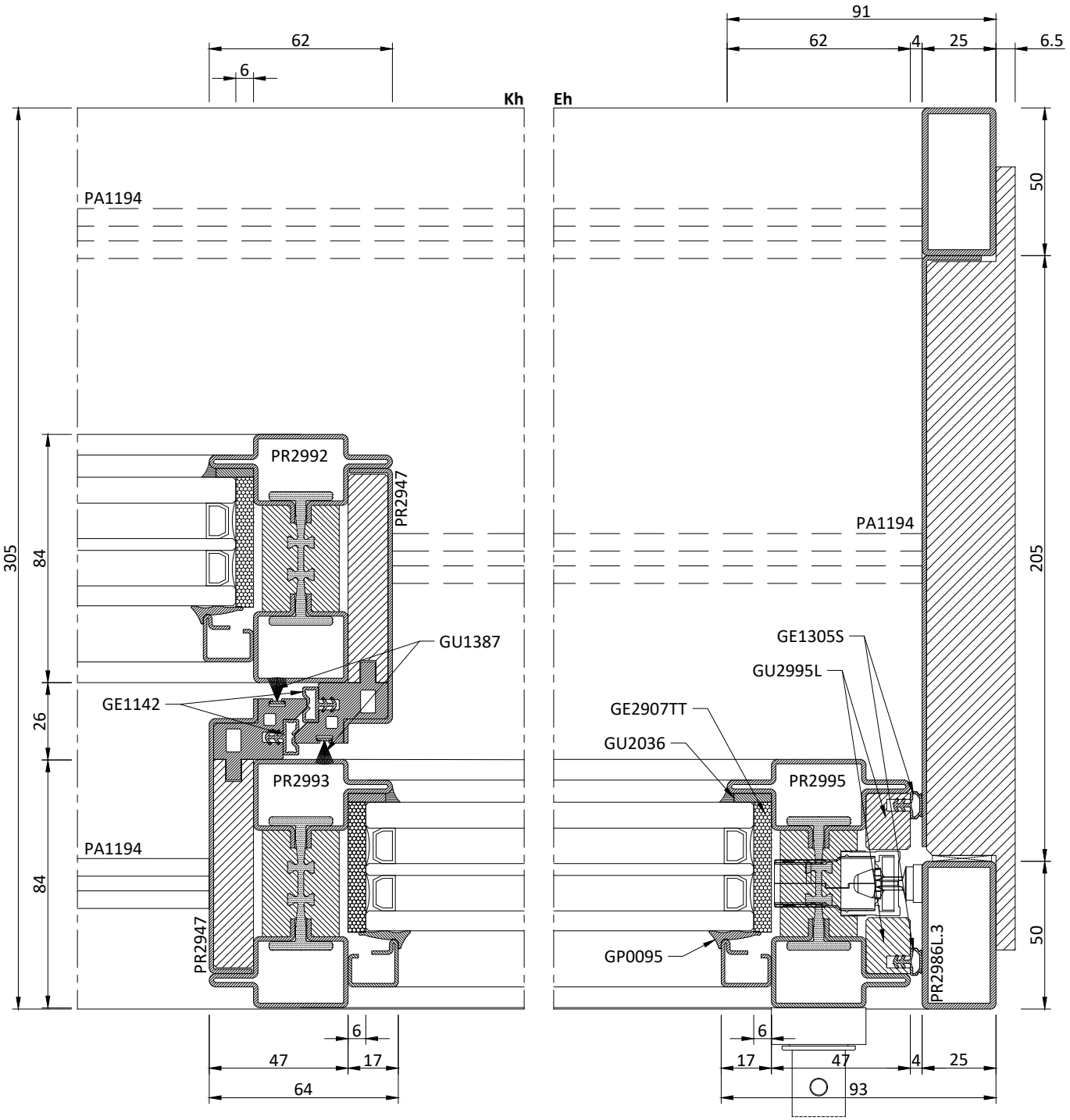

Schema | *Type* S1

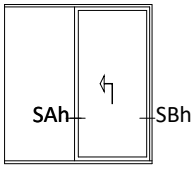

Schema | *Type* S2

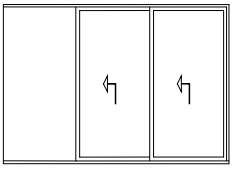

Schema | *Type* S3

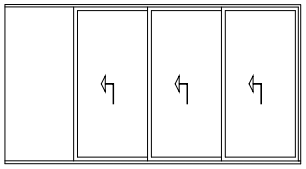

Schema | *Type* T1

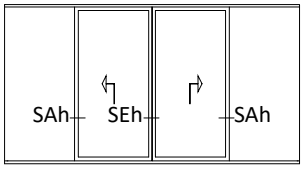

Schema | *Type* T2

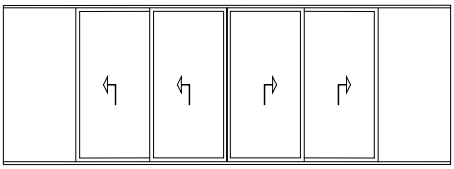

Schema | *Type* T3

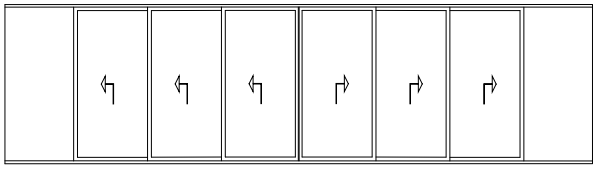

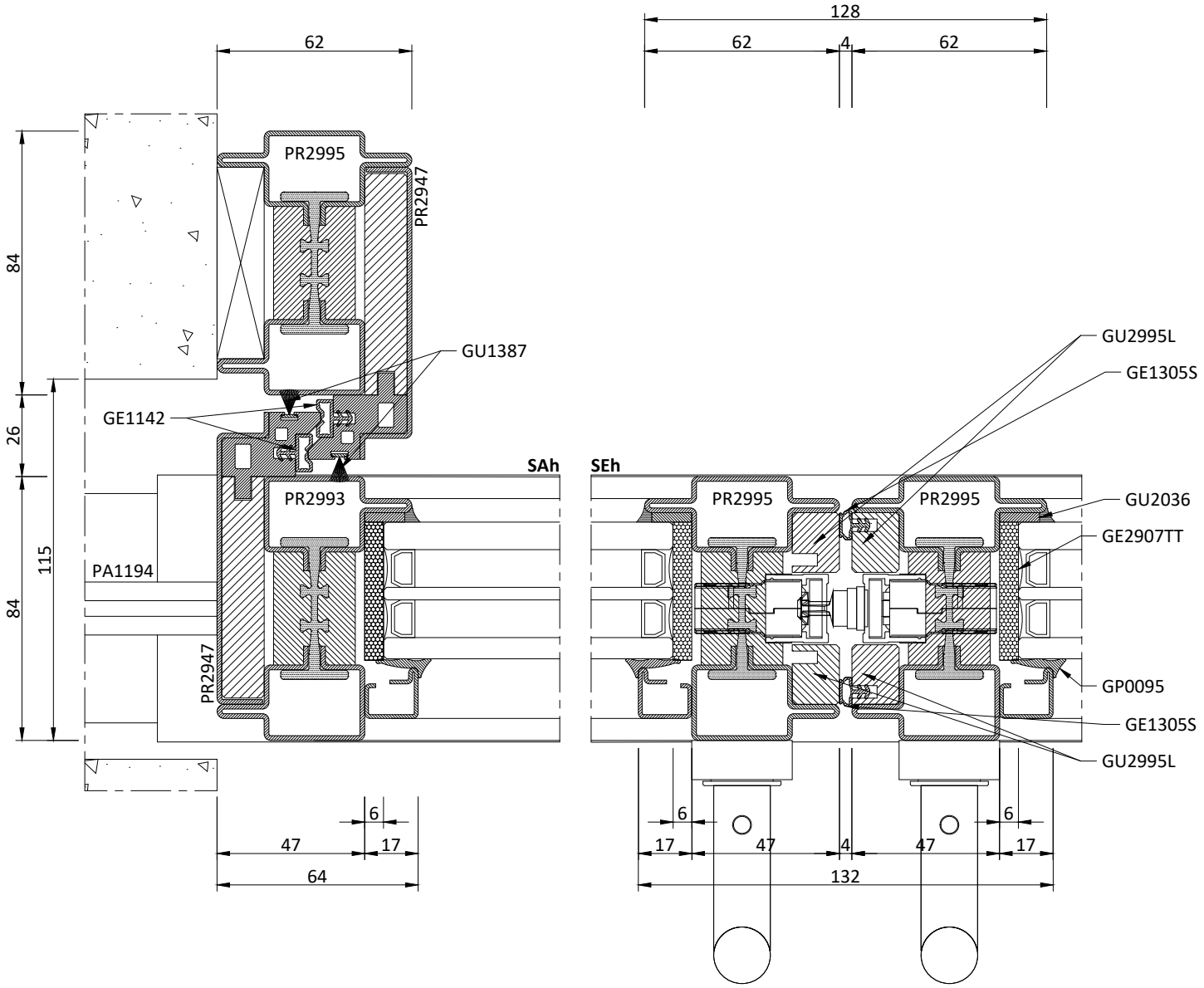

Schema | *Type* S1

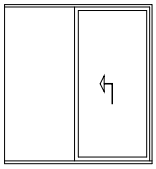

Schema | *Type* S2

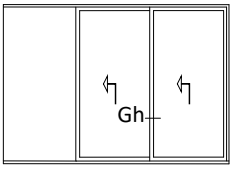

Schema | *Type* S3

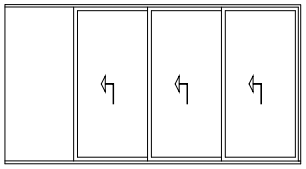

Schema | *Type* T1

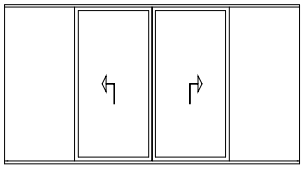

Schema | *Type* T2

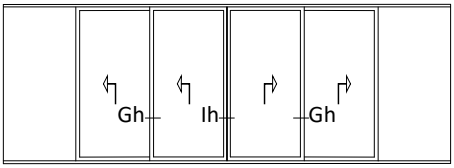

Schema | *Type* T3

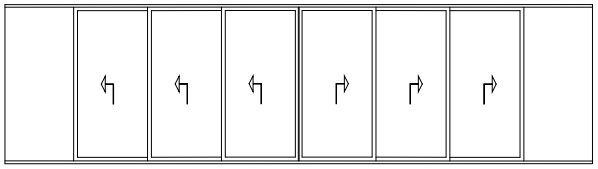

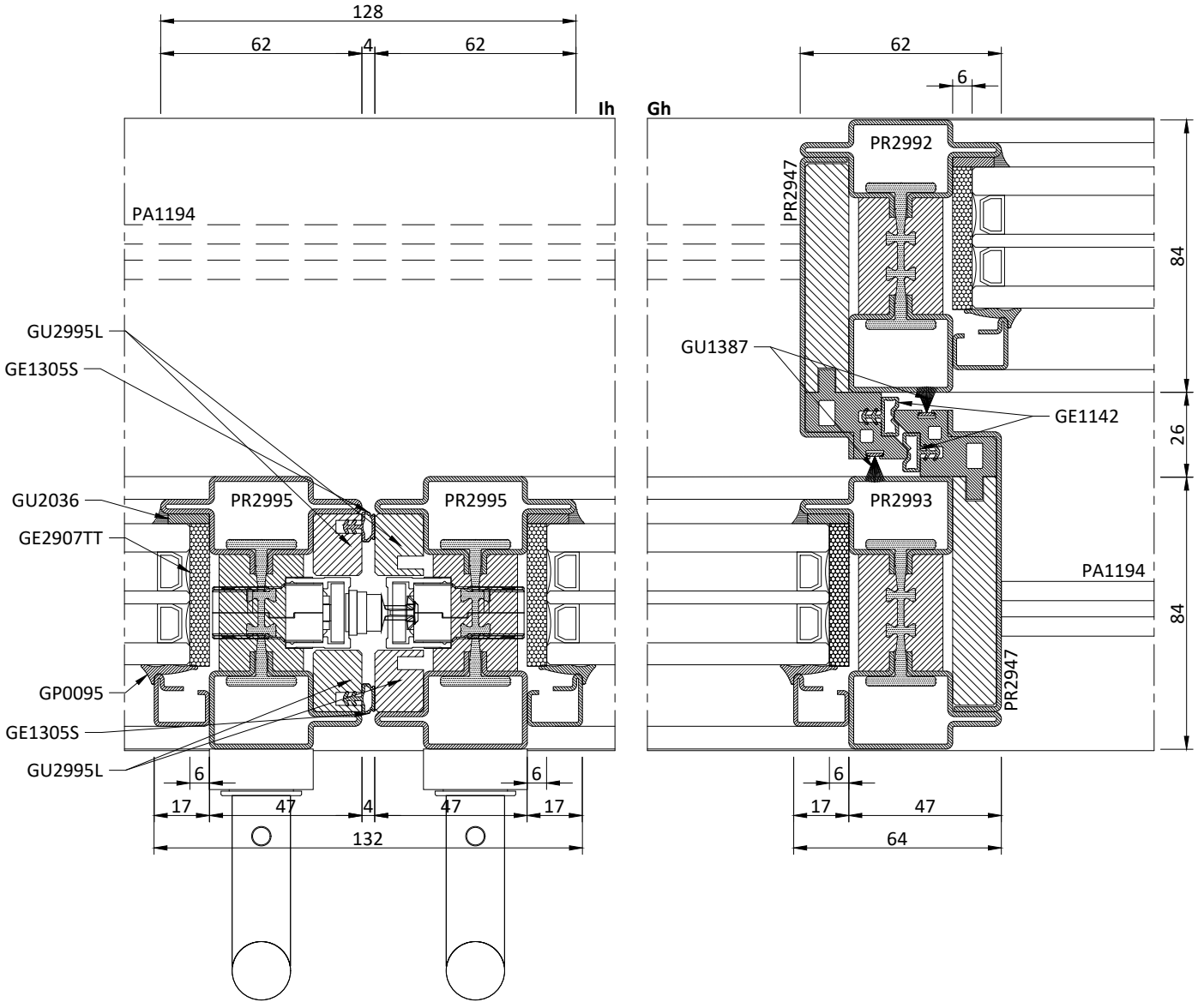

Schema | *Type* S1

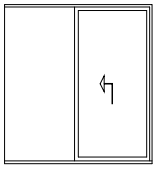

Schema | *Type* S2

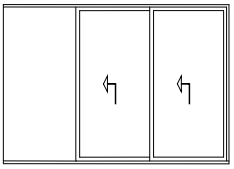

Schema | *Type* S3

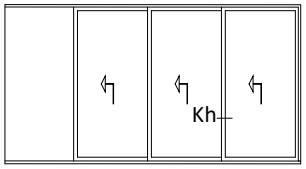

Schema | *Type* T1

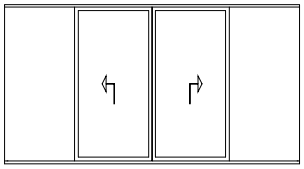

Schema | *Type* T2

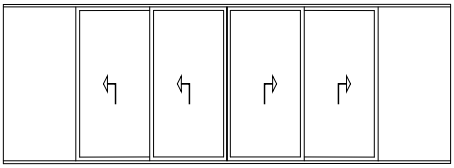

Schema | *Type* T3

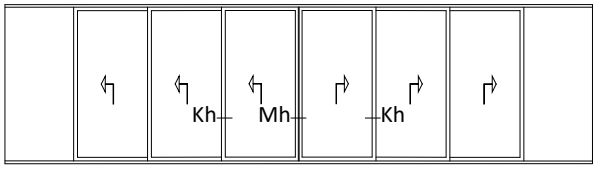

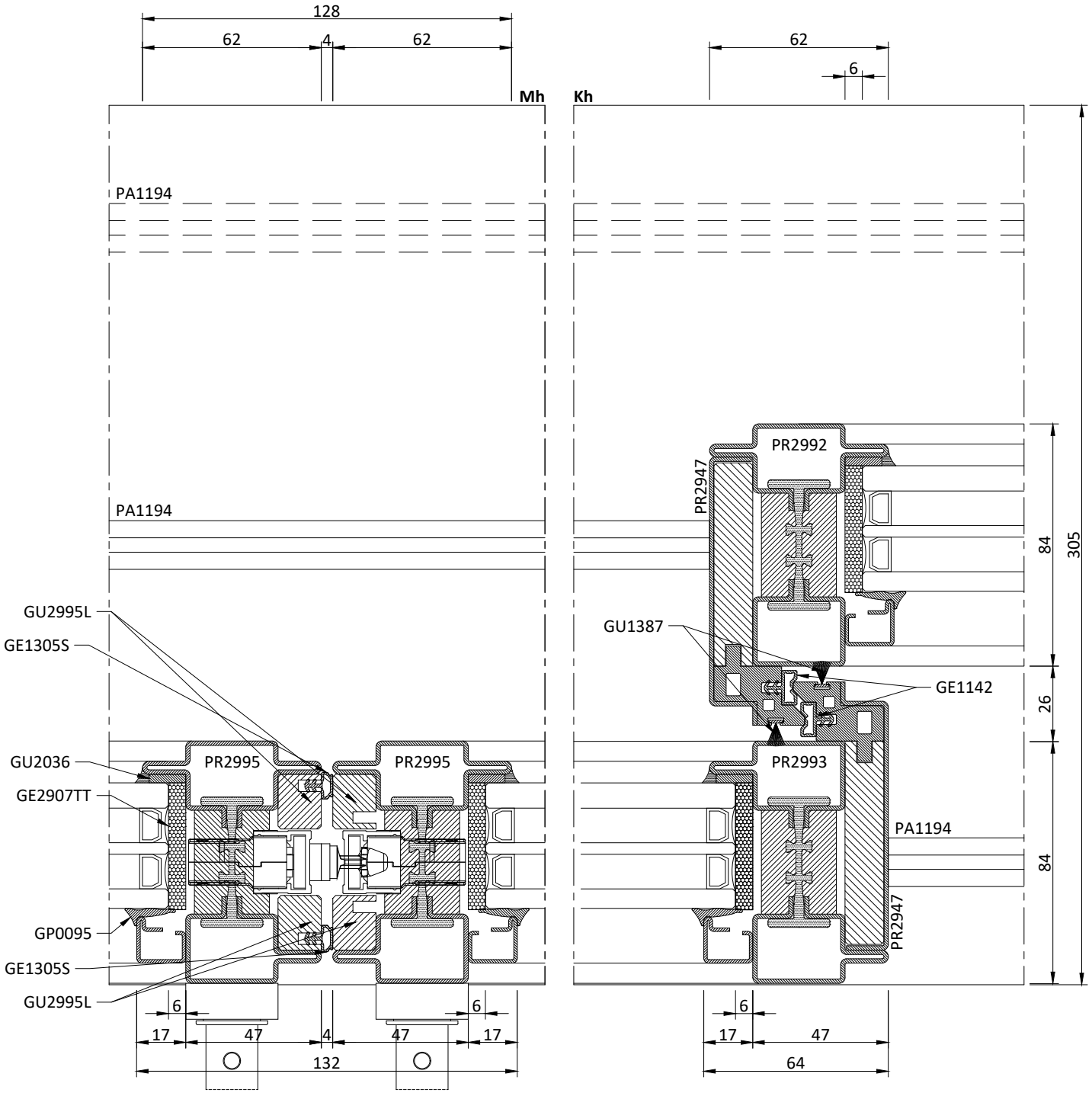

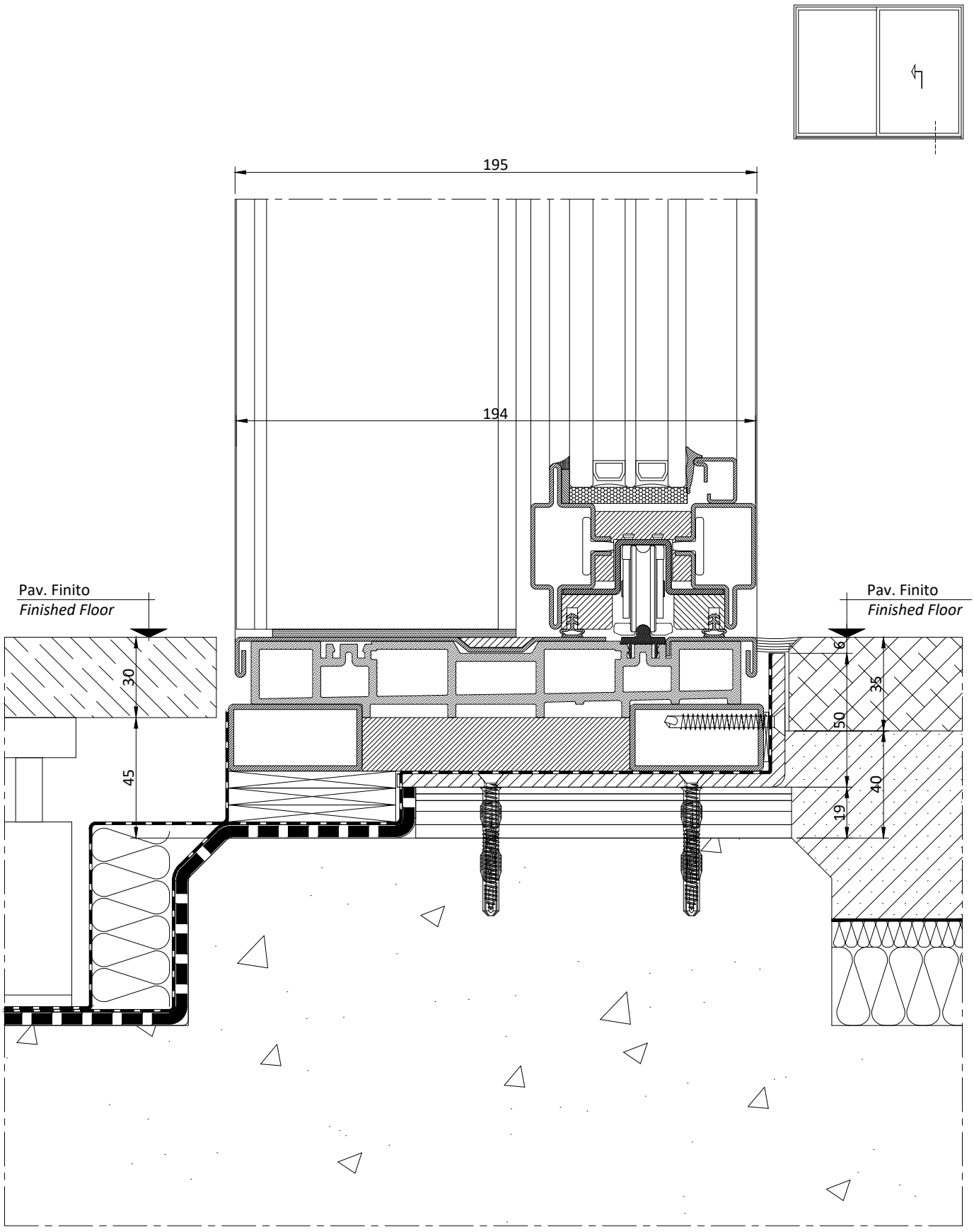
195
194
Pav. Finito
Finished Floor
Pav. Finito
Finished Floor
30
45
6
35
50
40
19

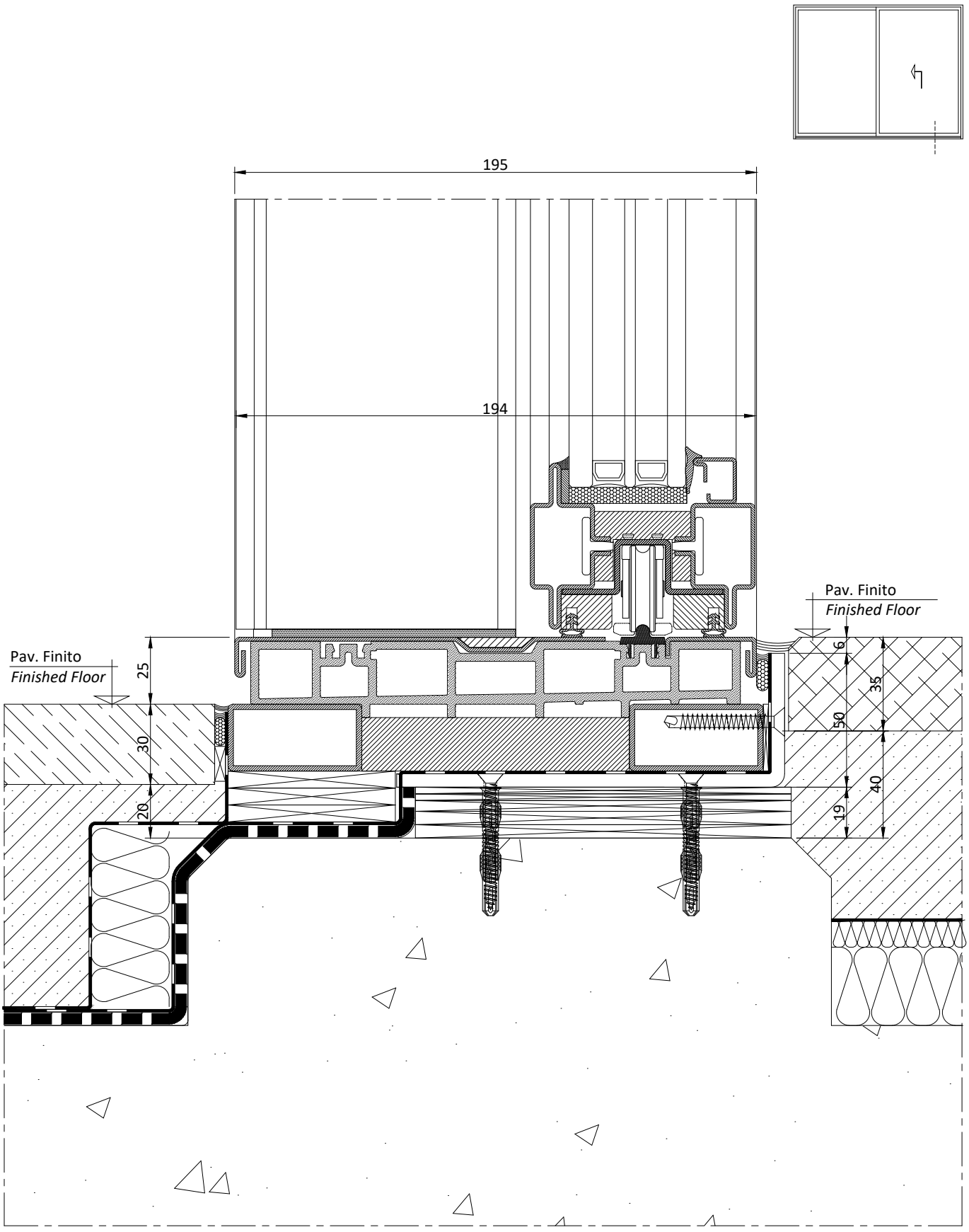
195
194
Pav. Finito
Finished Floor
25
30
20
Pav. Finito
Finished Floor
6
35
50
40
19

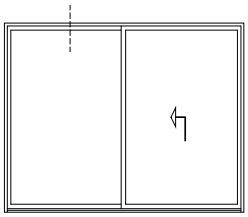

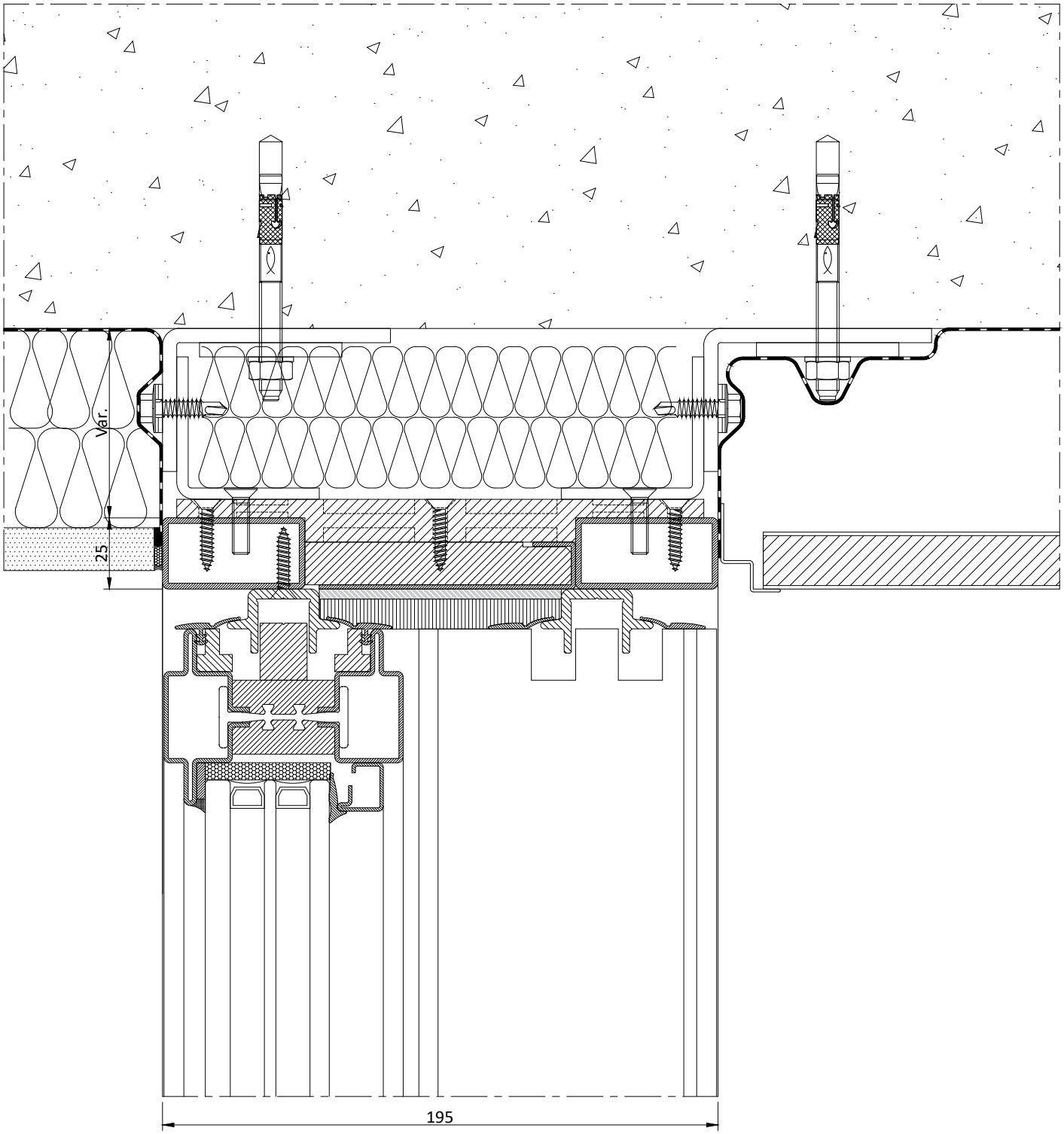
Var.
25
195

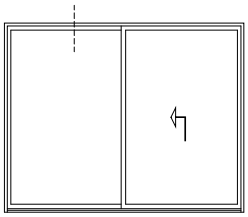

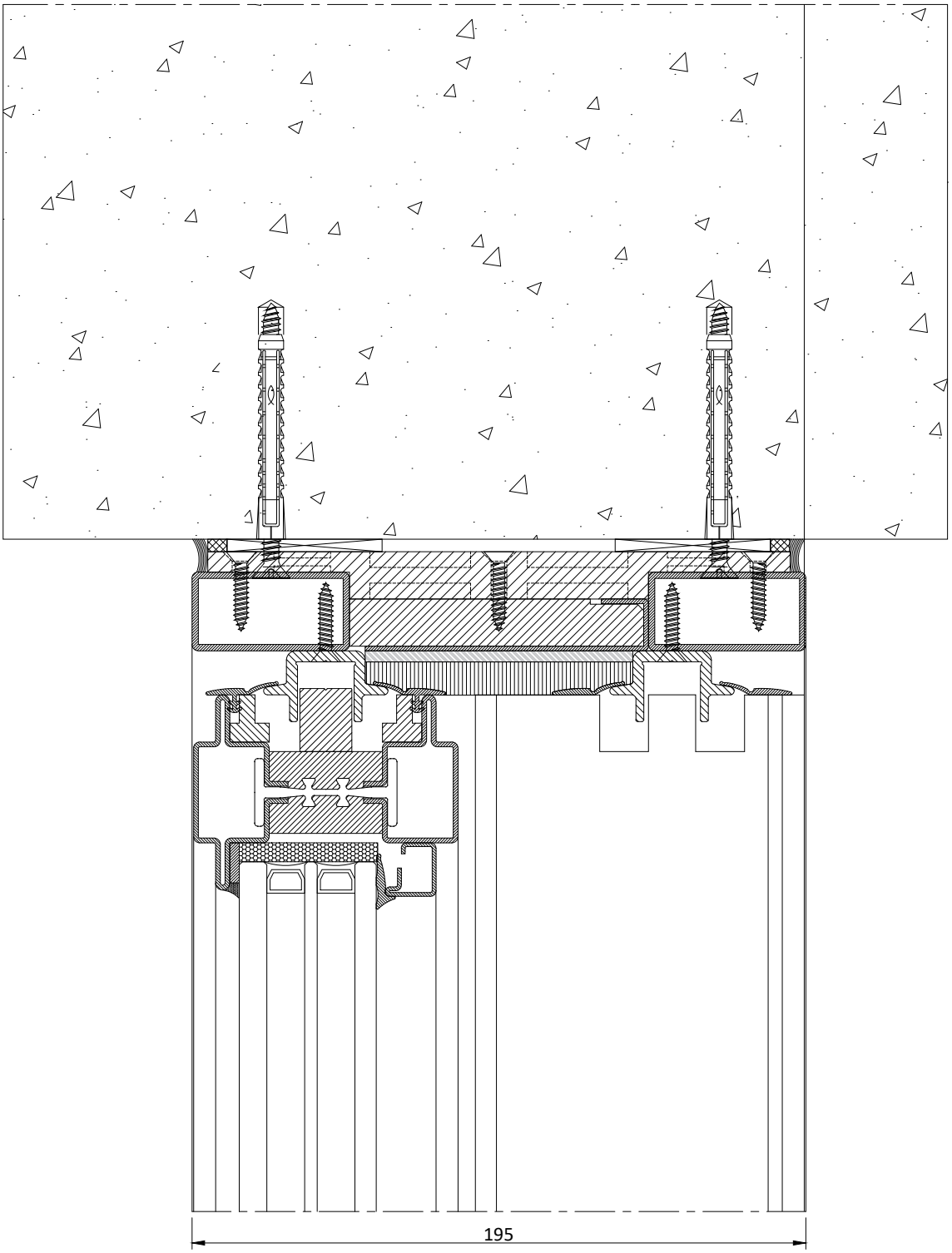
195

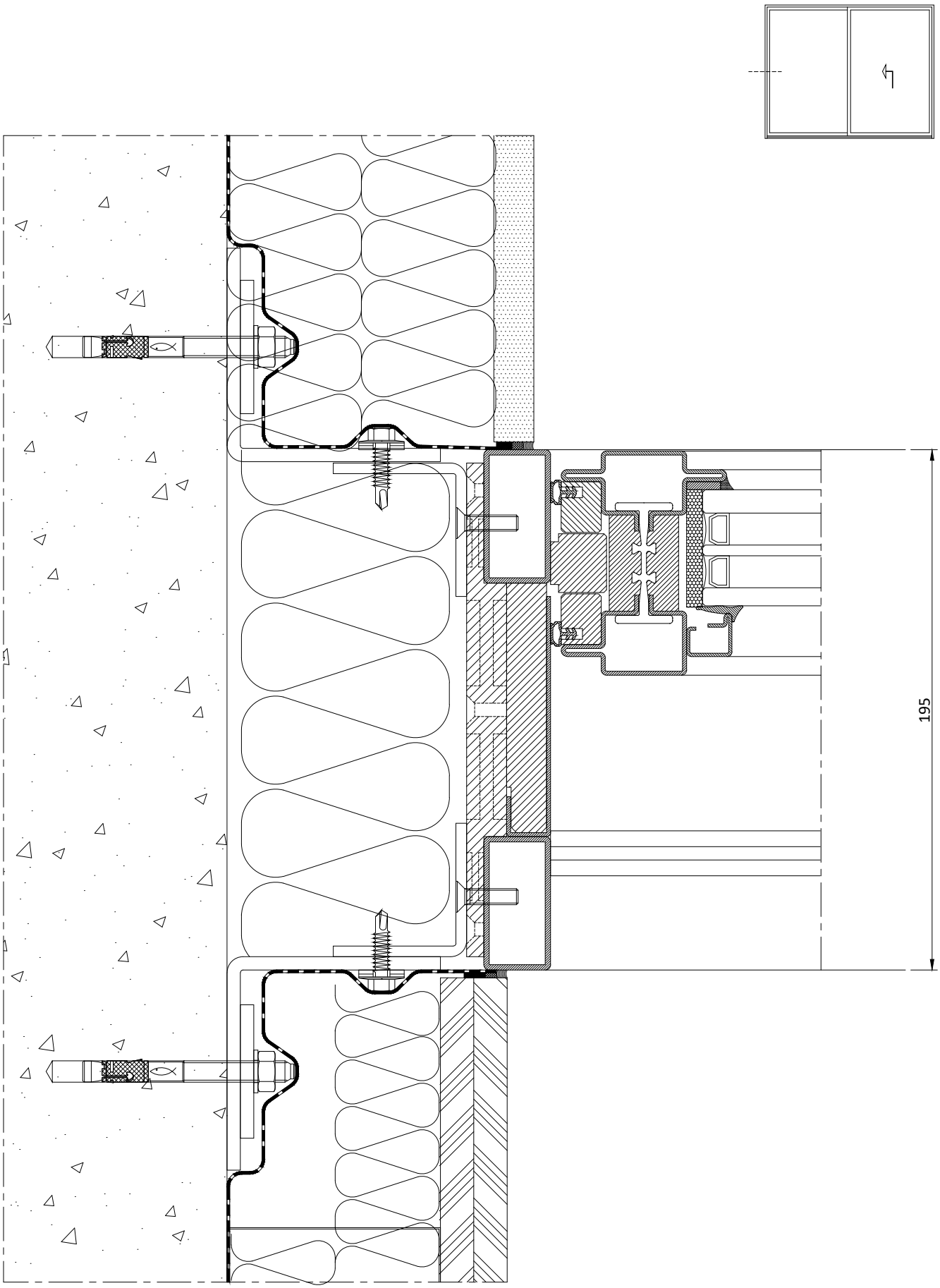
195

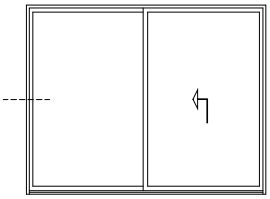

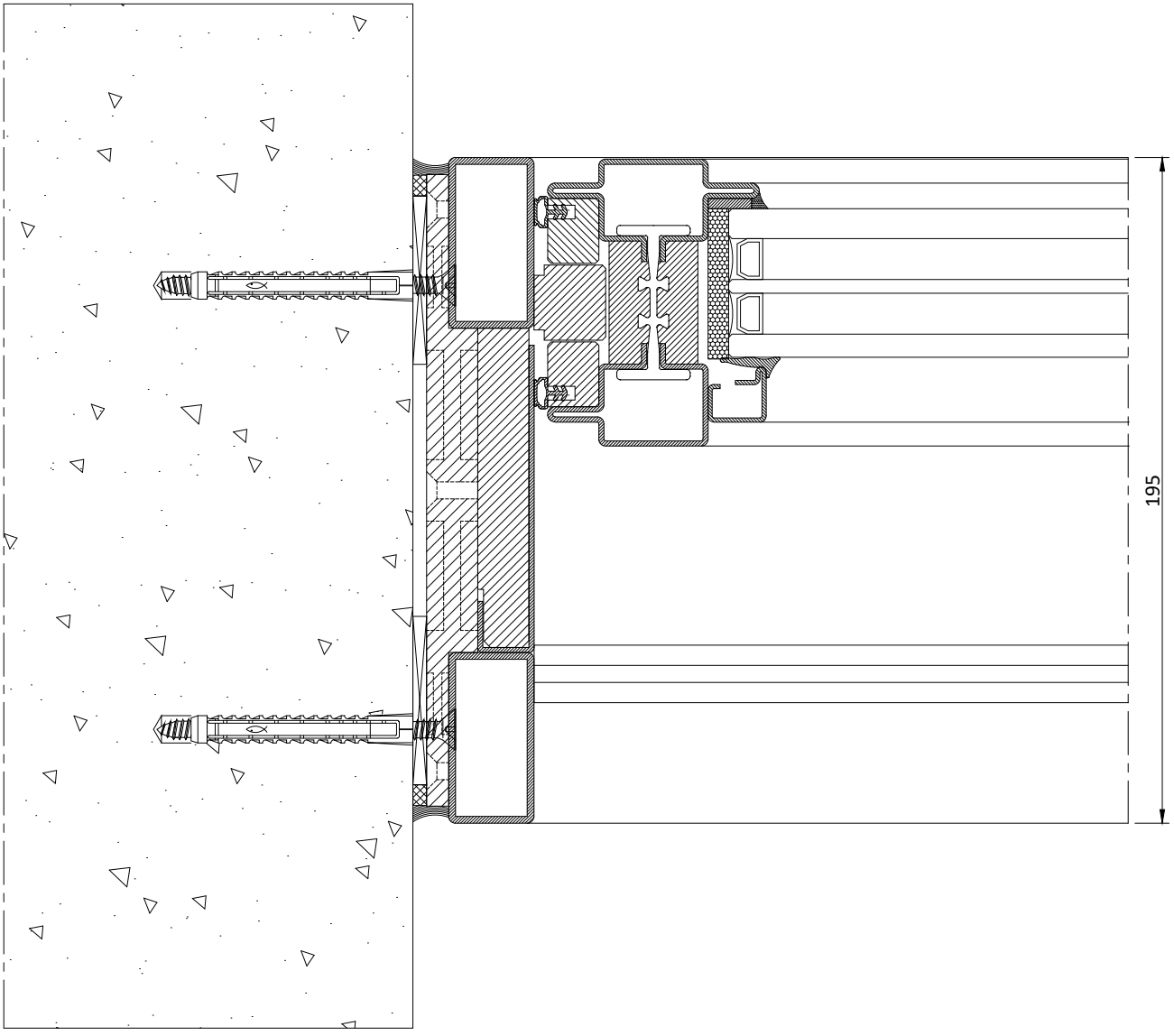
195

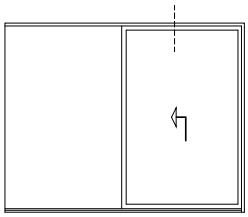

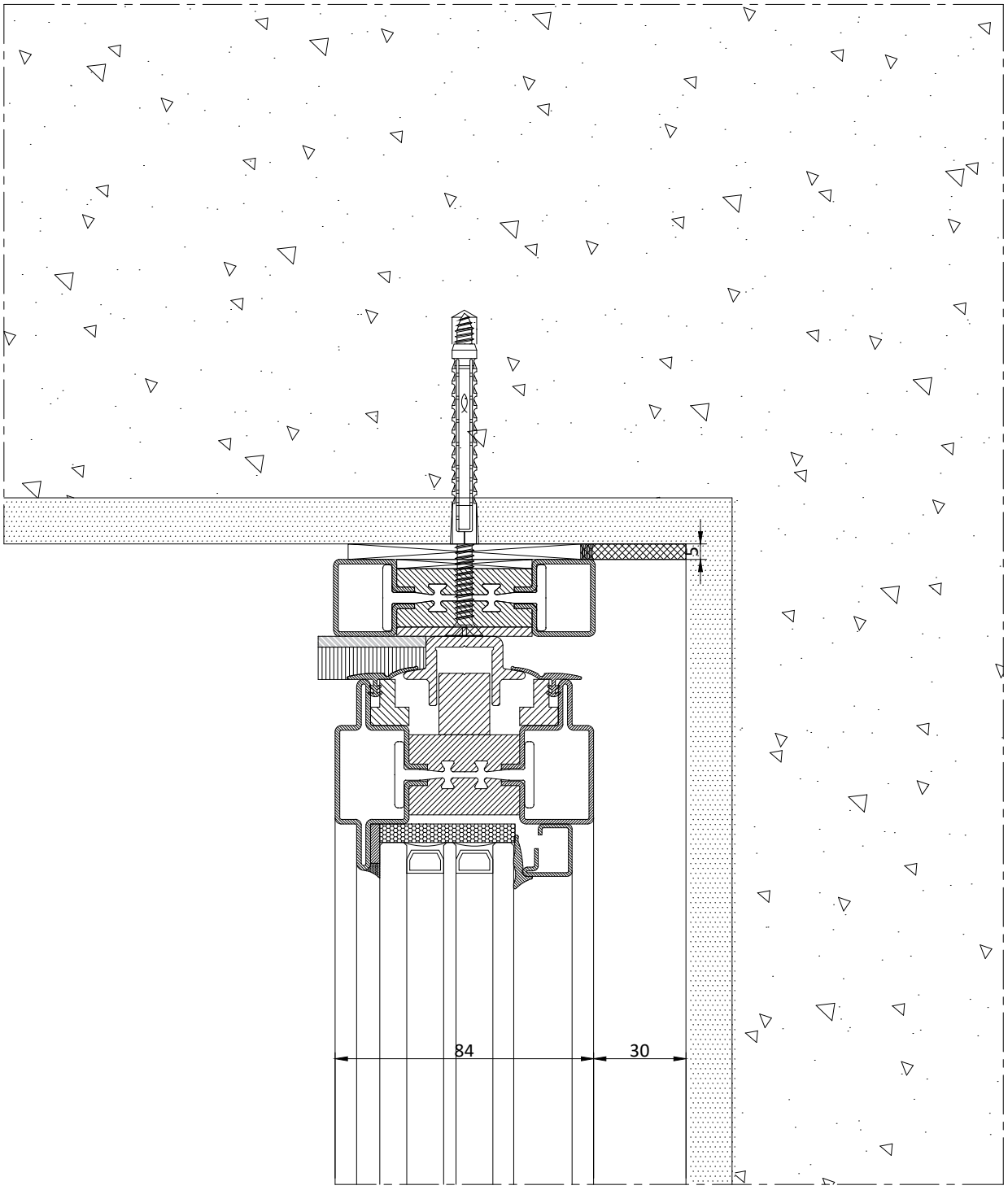
5
84
30

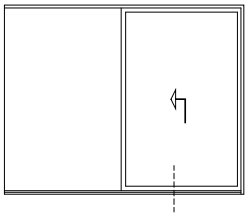

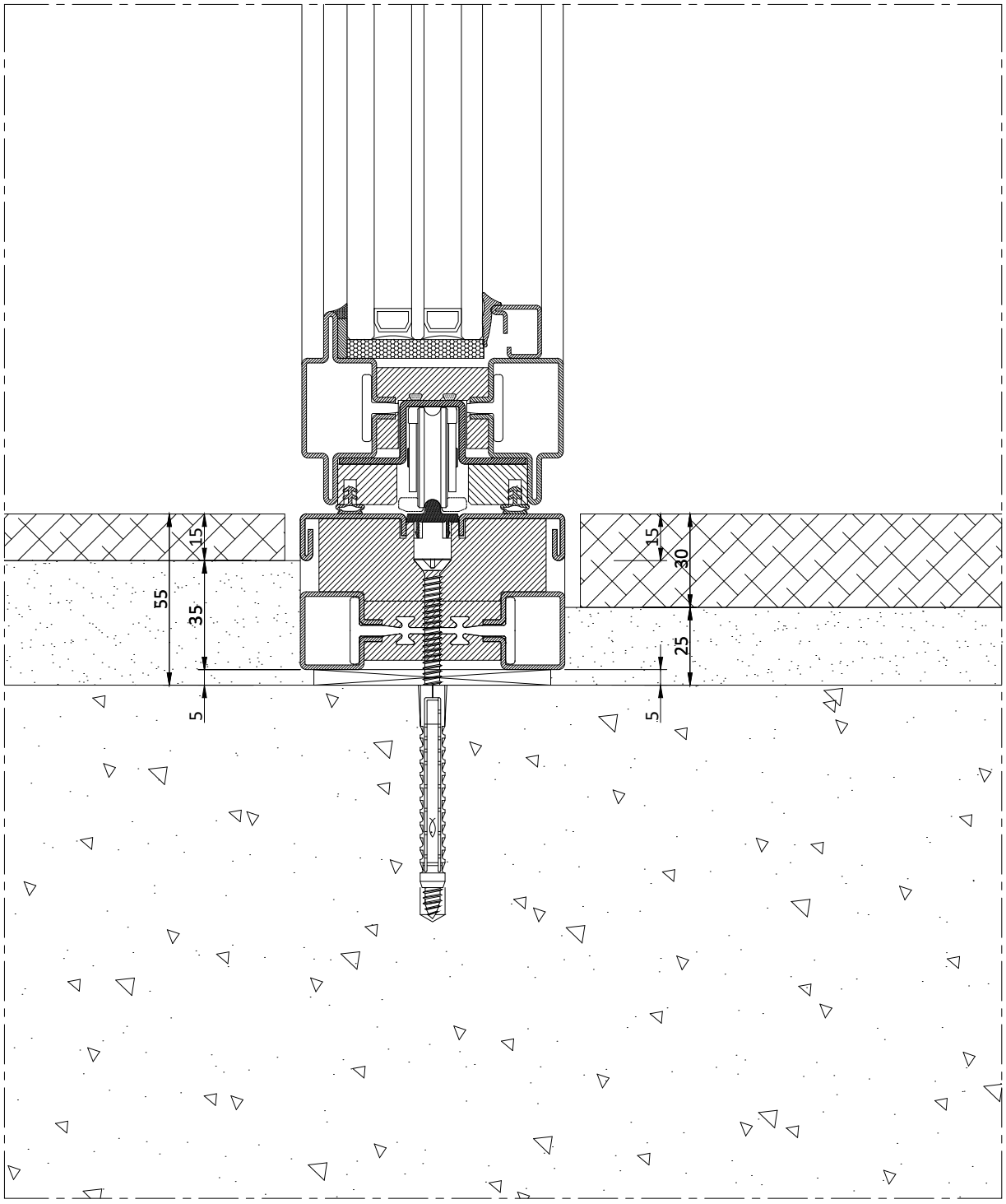
15
55
35
5
15
30
25
5

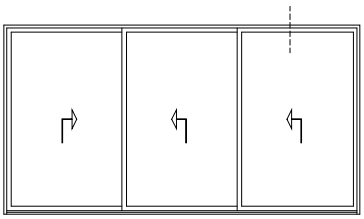

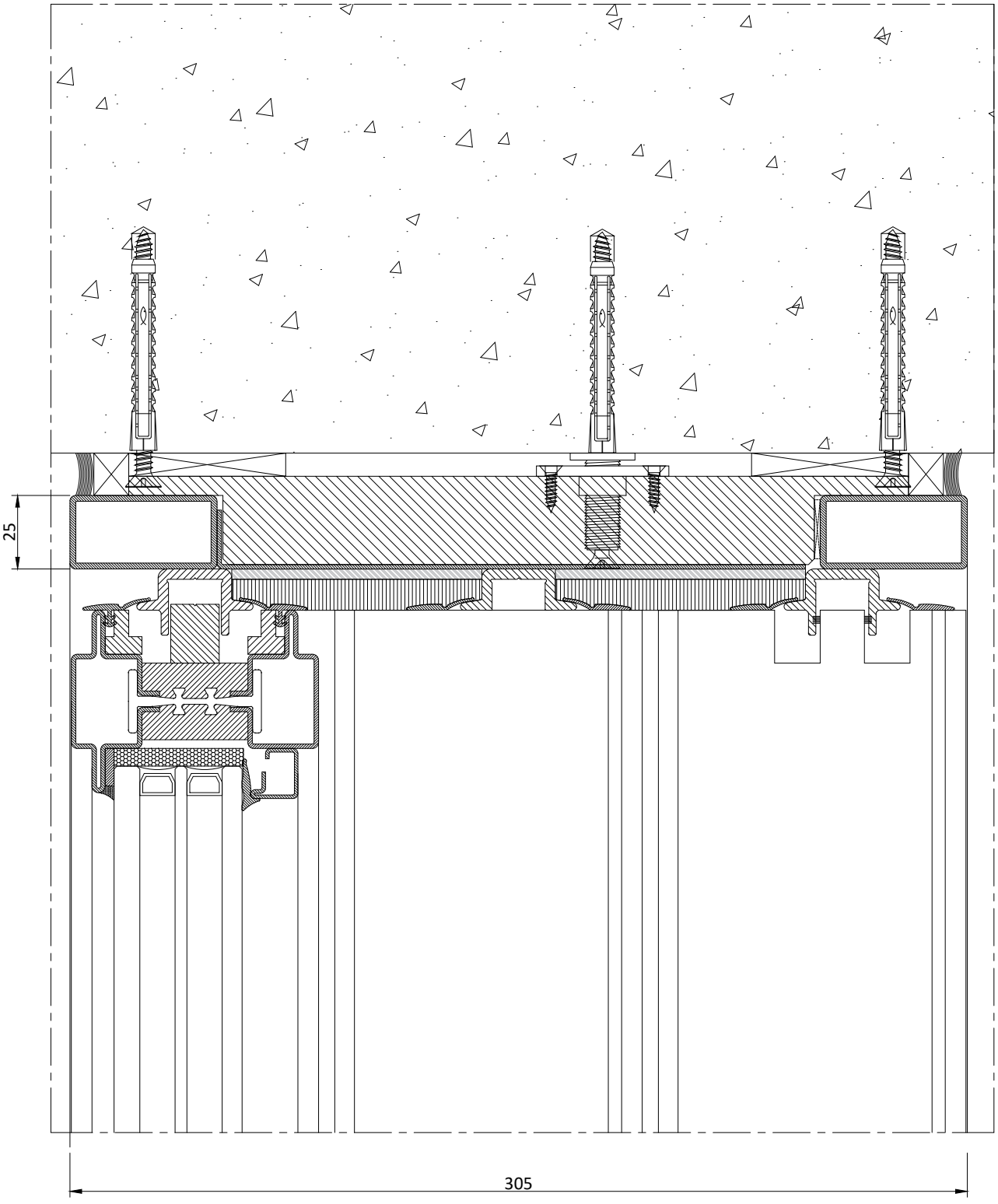
25
305

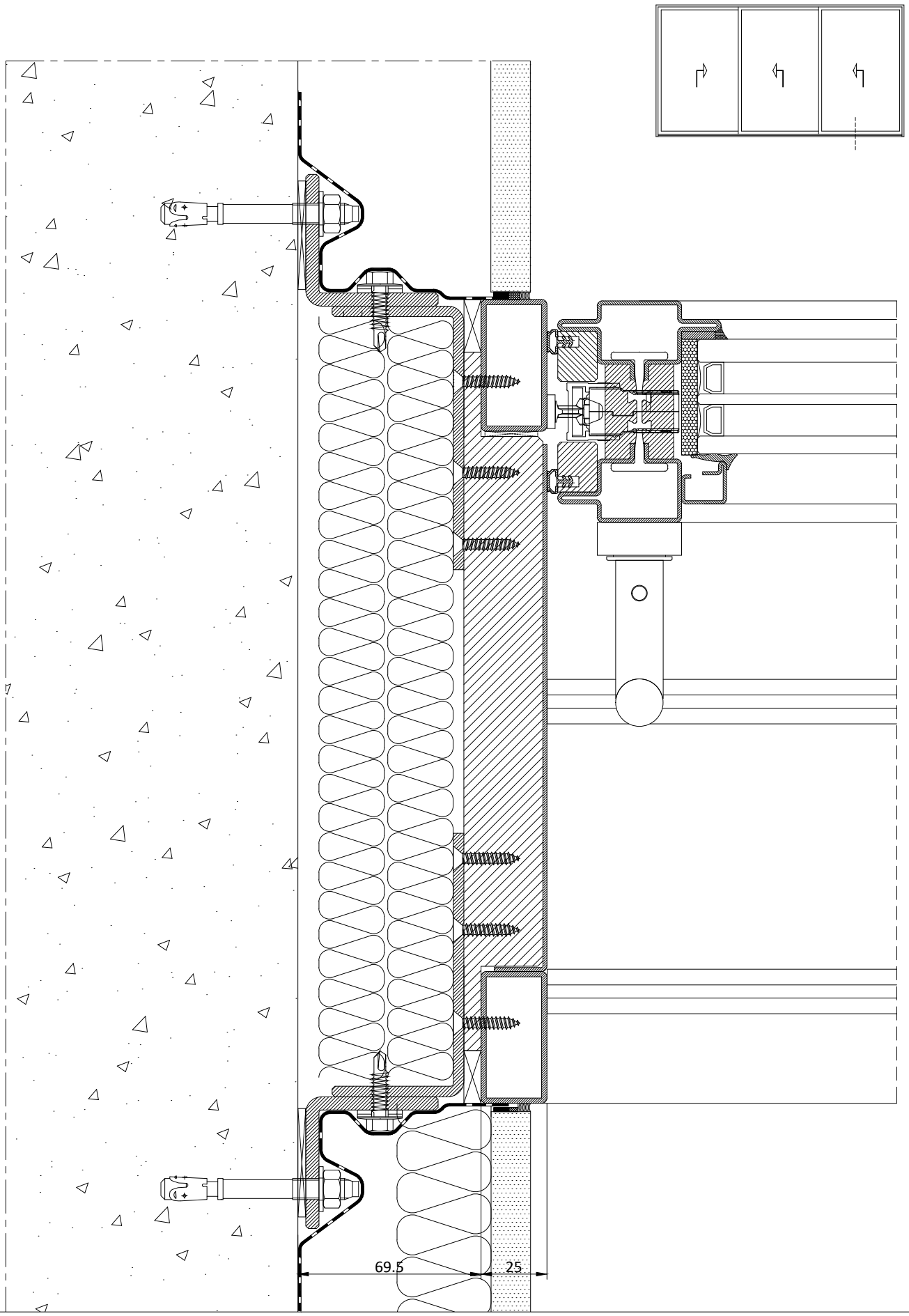
69.5
25

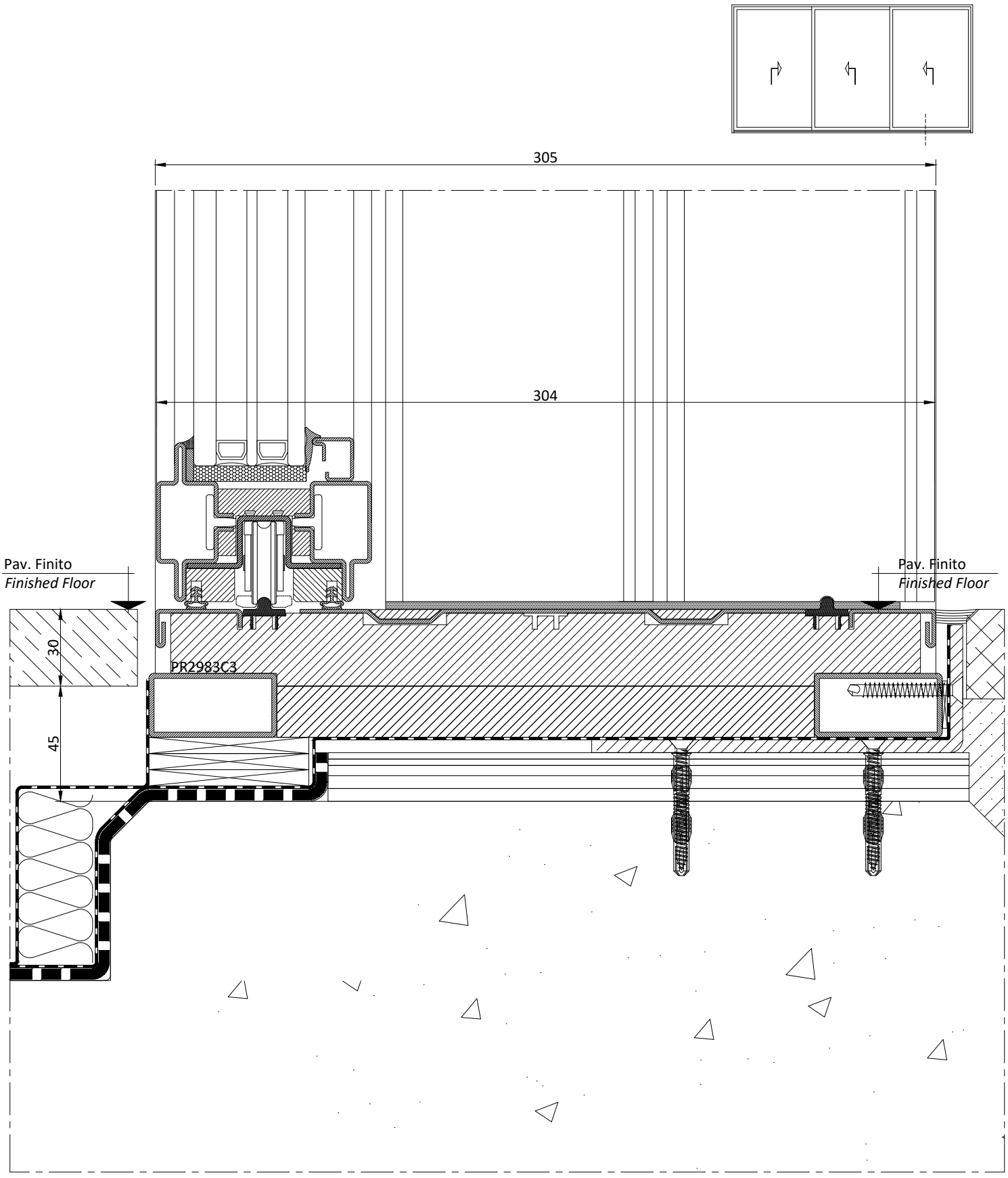
305
304
Pav. Finito
Finished Floor
Pav. Finito
Finished Floor
30
45
PR2983C3

Distinta di taglio e lista componenti | *Cutting list and components list*

Le distinte di taglio e le liste accessori individuate per le diverse tipologie sono state redatte per un serramento tipo.
E' compito dei tecnici specializzati delle ditte produttrici analizzare criticamente tali indicazioni al fine di verificare la compatibilità del tipo e numero di accessori previsti con il serramento oggetto della commessa reale.

The cutting and hardware lists, which have been identified for the different typologies, have been produced for a standard window. The window manufacturers' specialized technicians will have to critically analyze such information in order to verify the compatibility of both the type and the number of accessories provided with the window object of the real order.

Schema|*Type* A

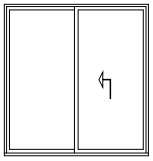

Schema|*Type* A3

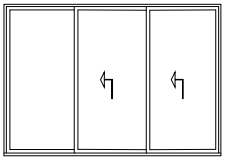

Schema|*Type* B

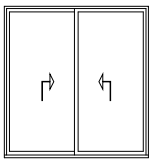

Schema|*Type* B3

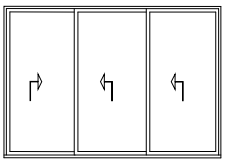

Schema|*Type* C

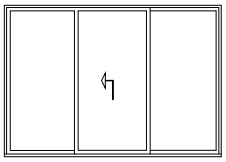

Schema|*Type* C3

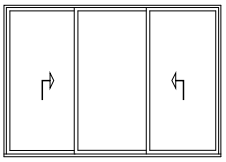

Schema|*Type* E

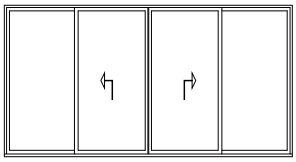

Schema|*Type* E3

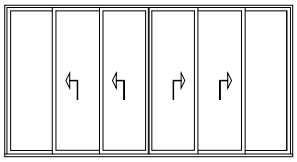

Schema|*Type* F

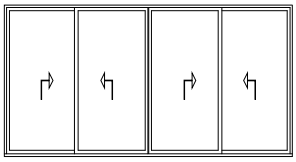

Schema|*Type* F3

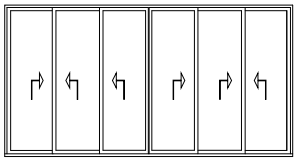

Schema|*Type* S1

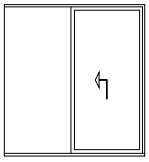

Schema|*Type* T1

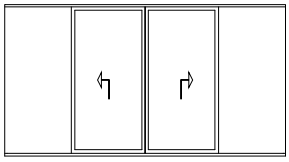

Schema|*Type* S2

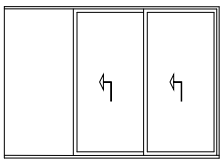

Schema|*Type* T2

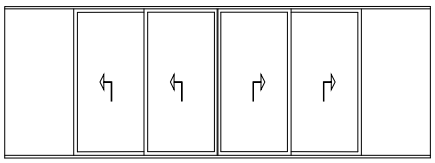

Schema|*Type* S3

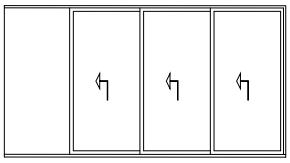

Schema|*Type* T3

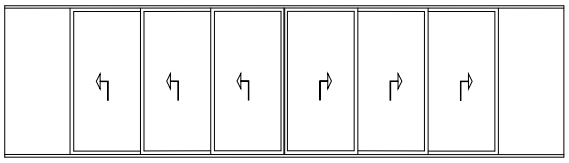



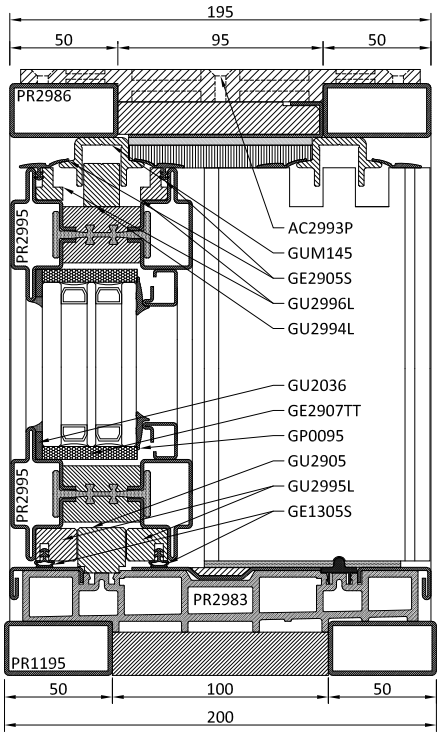
195
50
95
50
PR2986
PR2995
AC2993P
GUM145
GE2905S
GU2996L
GU2994L
GU2036
GE2907TT
GP0095
GU2905
GU2995L
GE1305S
PR2995
PR2983
PR1195
50
100
50
200

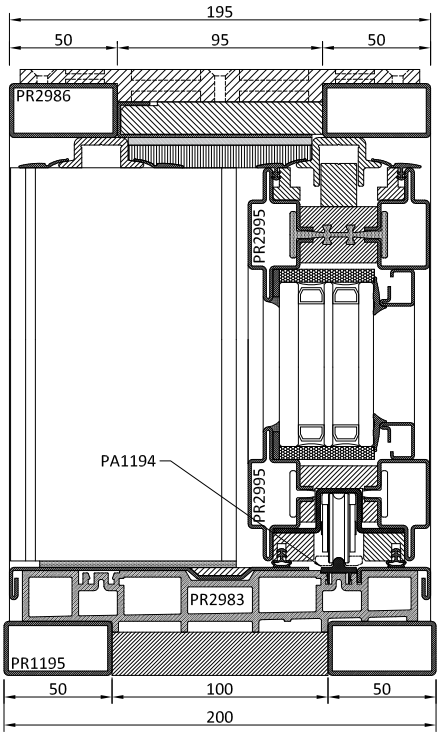
195
50
95
50
PR2986
PR2995
PA1194
PR2995
PR2983
PR1195
50
100
50
200

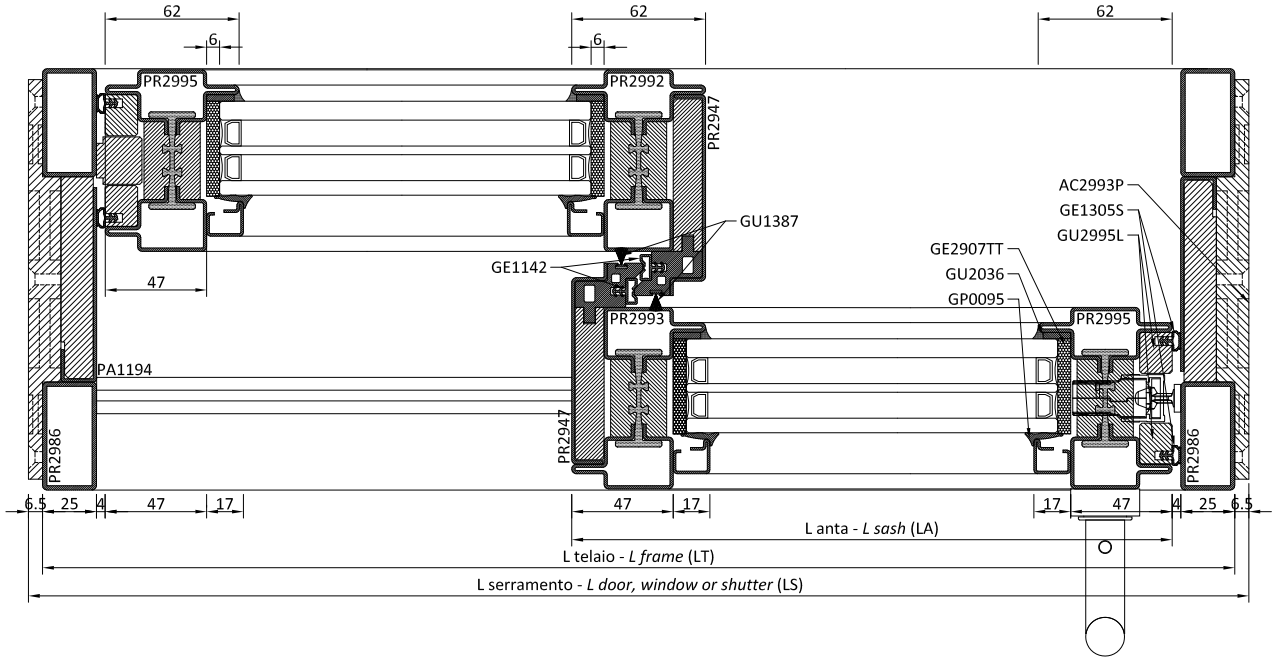
62
6
62
6
62
PR2995
PR2992
PR2947
GU1387
GE1142
47
PR2993
PA1194
PR2947
AC2993P
GE1305S
GU2995L
GE2907TT
GU2036
GP0095
PR2995
PR2986
PR2986
6.5
25
4
47
17
47
17
17
47
4
25
6.5
L anta - *L sash* (LA)
L telaio - *L frame* (LT)
L serramento - *L door, window or shutter* (LS)

	PROFILI	***PROFILES***				
Cod.	Descrizione	*Description*	n°	Dim.	Taglio/*Cutting*	
	Telaio	***Frame***				
PR2986	Profilo 50x25	*Profile 50x25*	2	LT	90	90
	Profilo 50x25	*Profile 50x25*	4	HT-25	90	90
	Profilo plastico	*Plastic profile*	2	LT/2	90	90
	Profilo plastico	*Plastic profile*	2	HT-25	90	90
	Profilo centrale a "C"	*"C" profile*	2	LT/2-3	90	90
	Profilo centrale a "C"	*"C" profile*	2	HT-25	90	90
PR1195	Tubo in acciaio 50x25 mm	*50x25 mm steel tube*	2	LT-50	90	90
	Estruso centrale di unione	*Central extrusion junction*	1	LT-50	90	90
PR2983	Telaio base - copertina esterna (Part. A)	*Lower frame - external cover (Detail A)*	1	LT/2-25	90	90
	Telaio base - copertina interna (Part. A)	*Lower frame - internal cover (Detail A)*	1	LT-50	90	90
	Telaio base - copertina centrale (Part. B)	*Lower frame - central cover (Detail B)*	1	LT/2-53	90	90
	Telaio base - copertina esterna (Part. C)	*Lower frame - external cover (Detail C)*	1	LT/2-25	90	90
	Telaio base - profilo poliammide di supporto guide	*Lower frame - polyamide profile of rails*	1	LT-50	90	90
	Guide	***Rail***				
GUM145	Profilo guida superiore anta mobile	*Upper rail of sliding sash*	1	LT-50	90	90
	Profilo guida superiore anta fissa	*Upper rail of fixed sash*	1	LT/2+3	90	90
PA1194	Profilo guida inferiore	*Lower profile*	1	LT-50	90	90
	Anta	***Sash***				
PR2995	Profilo zoccolo	*Bottom rail profile*	4	LT/2+2	45	45
	Profilo zoccolo	*Bottom rail profile*	2	HT-92	45	45
PR2992	Profilo a "T"	*"T" profile*	1	HT-92	45	45
PR2993	Profilo a "Z"	*"Z" profile*	1	HT-92	45	45
PR2947	Profilo labirinto centrale - anta mobile (Part. 1)	*Central labyrinth profile - sliding sash (Detail 1)*	1	HT-92	90	90
	Profilo labirinto centrale - anta mobile (Part. 2-3)	*Central labyrinth profile - sliding sash (Detail 2)*	1	HT-132	90	90
	Profilo labirinto centrale - anta fissa (Part. 1)	*Central labyrinth profile - sliding sash (Detail 1)*	1	HT-92	90	90
	Profilo labirinto centrale - anta fissa (Part. 2-3)	*Central labyrinth profile - sliding sash (Detail 2)*	1	HT-132	90	90
GU2995L	Profilo plastico porta guarnizione perimetrale	*Plastic profile for rebate gasket support*	4	HT-92	45	45
	Profilo plastico porta guarnizione perimetrale	*Plastic profile for rebate gasket support*	2	LT/2-13	45	90
	Profilo plastico porta guarnizione perimetrale	*Plastic profile for rebate gasket support*	2	LT/2-13	90	45
GU2996L	Profilo plastico porta guarnizione superiore	*Plastic profile for rebate gasket support*	2	LT/2-13	90	45
	Profilo plastico porta guarnizione superiore	*Plastic profile for rebate gasket support*	2	LT/2-13	45	90
GU2994L	Pattino di scorrimento anta mobile e fissa	*Runner for sliding and fixed sash*	2	LT/2-3	90	90
GU2905	Estruso di compensazione	*Compensation extrusion*	1	HT-107	90	90
	Estruso di compensazione	*Compensation extrusion*	1	LT/2-78	90	90
	Fermavetri	***Glazing beads***				
PR2606	Profilo fermavetro	*Glazing bead profile*	4	LT/2-92	45	45
	Profilo fermavetro	*Glazing bead profile*	4	HT-186	45	45
	Vetri	***Glass unit***				
	Vetrocamera	*Double glazing*	2	(LT/2-104)×(HT-198)		
	ACCESSORI	***HARDWARE***				
Cod.	Descrizione	*Description*	n°	Note/*Notes*		
AC2995R.xx	Kit piastrine di giunzione telaio esterno PR2986	*Kit of external frame juction plates PR2986*	4			
AC2993P	Accessorio assiemaggio telaio	*Frame assemblage accessory*	var.			
CV5403I	Rondella in acciaio inox/epdm	*Stainless steel/vulcanaised epdm washer*	var.			
AG2992L.AB	Rostro aggiuntivo	*Additional hook bolt*	opz.			
AG2996|7A.xx	Kit alzante scorrevole	*Lift and slide kit*	1			
ACV___	Maniglione	*Large handle*	1			
AC2995.1	Kit squadrette di giunzione ante	*Corner joint kit Sashes*	2			
AG2989L.AB	Prolunga superiore cremonese	*Upper cremonese extention*	opz.	>2908		
AG2989C	Profilo di copertura aggiuntivo	*Additional covering profile*	opz.	>2908		
AC1305G	Angolo vulcanizzato per GE1305S	*Vulcanised corner gasket for GE1305S*	4			
AC2608AR	Clips fissaggio fermavetri	*Clips for glazing bead*	var.			
	GUARNIZIONI*	***GASKETS****				
Cod.	Descrizione	*Description*	n°	Dim.		
GU2036	Piattina adesiva morbida esterno vetro	*Soft adhesive shim for external window*	1	2xLT+4xHT		
GU2907TT	Guarnizione sotto vetro	*Under glass gasket*	1	2xLT+4xHT		
GP0095	Guarnizione interna vetro	*Internal glass gasket*	1	2xLT+4xHT		
GE2905S	Guarnizione superiore ante	*Gasket for upper sash*	1	2xLT		
GE1305S	Guarnizione perimetrale ante	*Gasket for side sash*	1	2xLT+4xHT		
GE1142	Guarnizione labirinto centrale	*Gasket for central labyrinth*	1	2xHT		
GU1387	Spazzolino verticale labirinto	*Vertical labyrinth brush + adhesive*	1	2xHT		

** le dimensioni delle guarnizioni sono indicative e devono essere aumentate del 10% per adattamenti e ritiri del materiale nel tempo*

** the gasket dimensions are indicative and have to be increased by 10% owing to adaptation and contractionsof the material over time*

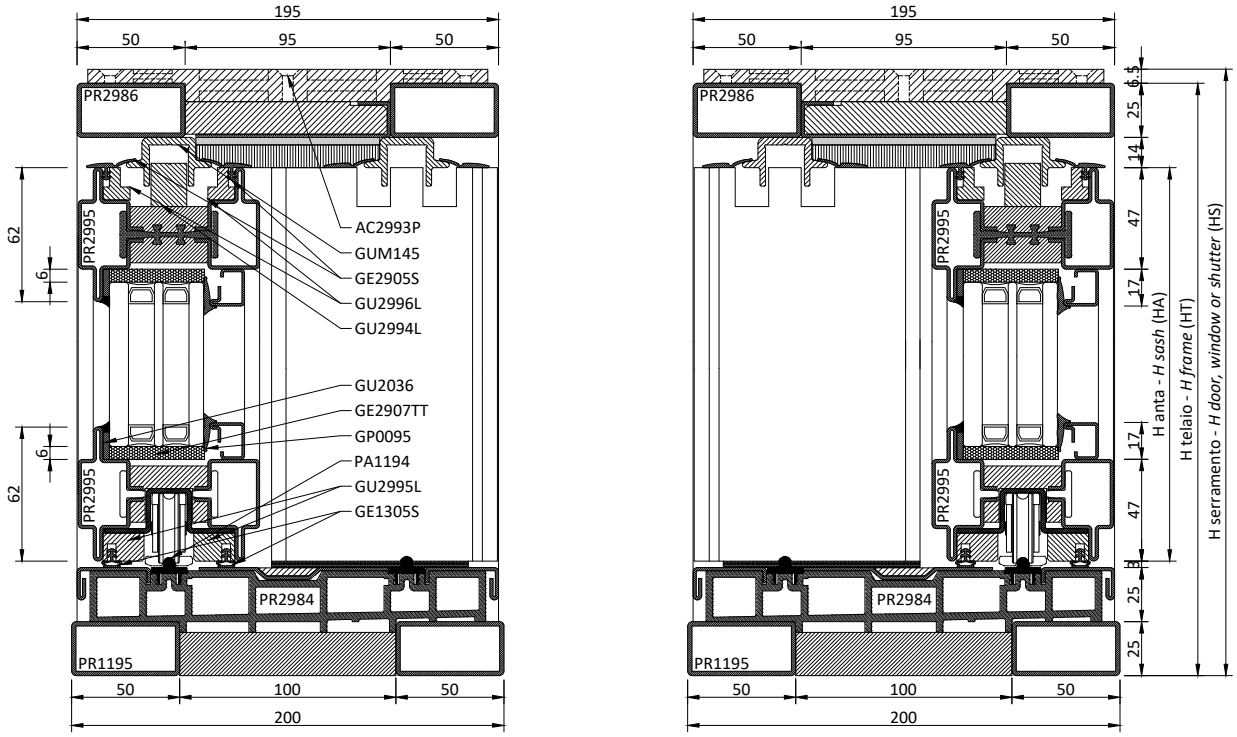
195
50
95
50
PR2986
PR2995
AC2993P
GUM145
GE2905S
GU2996L
GU2994L
GU2036
GE2907TT
GP0095
PA1194
GU2995L
GE1305S
PR2984
PR1195
62
6
50
100
200
6,5
25
14
47
17
H anta - *H sash* (HA)
H telaio - *H frame* (HT)
H serramento - *H door, window or shutter* (HS)

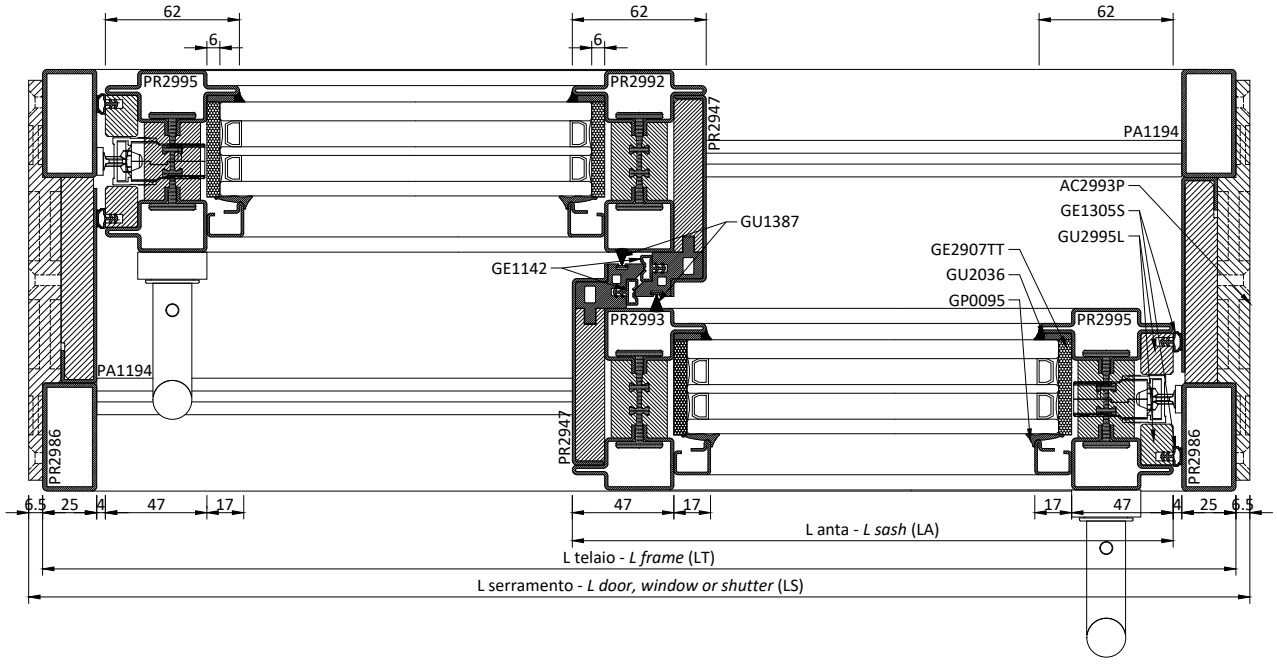
62
6
PR2995
PR2992
PR2947
PA1194
AC2993P
GE1305S
GU2995L
GU1387
GE1142
GE2907TT
GU2036
GP0095
PR2993
PR2986
6,5
25
4
47
17
L anta - *L sash* (LA)
L telaio - *L frame* (LT)
L serramento - *L door, window or shutter* (LS)

	PROFILI	***PROFILES***				
Cod.	Descrizione	*Description*	n°	Dim.	Taglio/*Cutting*	
	Telaio	***Frame***				
PR2986	Profilo 50x25	*Profile 50x25*	2	LT	90	90
	Profilo 50x25	*Profile 50x25*	4	HT-25	90	90
	Profilo plastico	*Plastic profile*	2	LT/2	90	90
	Profilo plastico	*Plastic profile*	2	HT-25	90	90
	Profilo centrale a "C"	*"C" profile*	2	LT/2-3	90	90
	Profilo centrale a "C"	*"C" profile*	2	HT-25	90	90
PR1195	Tubo in acciaio 50x25 mm	*50x25 mm steel tube*	2	LT-50	90	90
	Profilo plastico	*Plastic profile*	1	LT-50	90	90
PR2984	Telaio base - copertina interna (Part. A)	*Lower frame - internal cover (Detail A)*	2	LT-50	90	90
	Telaio base - copertina centrale (Part. B)	*Lower frame - central cover (Detail B)*	2	LT/2-53	90	90
	Telaio base - profilo poliammide di supporto guide	*Lower frame - polyamide profile of rails*	1	LT-50	90	90
	Guide	***Rail***				
GUM145	Profilo guida superiore anta mobile	*Upper rail of sliding sash*	2	LT-50	90	90
PA1194	Profilo guida inferiore	*Lower profile*	2	LT-50	90	90
	Anta	***Sash***				
PR2995	Profilo zoccolo	*Bottom rail profile*	4	LT/2+2	45	45
	Profilo zoccolo	*Bottom rail profile*	2	HT-92	45	45
PR2992	Profilo a "T"	*"T" profile*	1	HT-92	45	45
PR2993	Profilo a "Z"	*"Z" profile*	1	HT-92	45	45
PR2947	Profilo labirinto centrale - anta mobile (Part. 1)	*Central labyrinth profile - sliding sash (Detail 1)*	2	HT-92	90	90
	Profilo labirinto centrale - anta mobile (Part. 2-3)	*Central labyrinth profile - sliding sash (Detail 2)*	2	HT-132	90	90
GU2995L	Profilo plastico porta guarnizione perimetrale	*Plastic door profile for rebate gasket support*	4	HT-92	45	45
	Profilo plastico porta guarnizione perimetrale	*Plastic door profile for rebate gasket support*	2	LT/2-13	45	90
	Profilo plastico porta guarnizione perimetrale	*Plastic door profile for rebate gasket support*	2	LT/2-13	90	45
GU2996L	Profilo plastico porta guarnizione superiore	*Plastic door profile for rebate gasket support*	2	LT/2-13	90	45
	Profilo plastico porta guarnizione superiore	*Plastic door profile for rebate gasket support*	2	LT/2-13	45	90
GU2994L	Pattino di scorrimento anta mobile e fissa	*Runner for sliding and fixed sash*	2	LT/2-3	90	90
	Fermavetri	***Glazing beads***				
PR2606	Profilo fermavetro	*Glazing bead profile*	4	LT/2-92	45	45
	Profilo fermavetro	*Glazing bead profile*	4	HT-186	45	45
	Vetri	***Glass unit***				
	Vetrocamera	*Double glazing*	2	(LT/2-104)×(HT-198)		
	ACCESSORI	***HARDWARE***				
Cod.	Descrizione	*Description*	n°	Note/*Notes*		
AC2995R.xx	Kit piastrine di giunzione telaio esterno PR2986	*Kit of external frame juction plates PR2986*	4			
AC2993P	Accessorio assiemaggio telaio	*Frame assemblage accessory*	var.			
CV5403I	Rondella in acciaio inox/epdm	*Stainless steel/vulcanised epdm washer*	var.			
AG2992L.AB	Rostro aggiuntivo	*Additional hook bolt*	opz.			
AG2996|7B.xx	Kit alzante scorrevole	*Lift and slide kit*	1			
ACV___	Maniglione	*Large handle*	2			
AC2995.1	Kit squadrette di giunzione ante	*Corner joint kit Sashes*	2			
AG2989L.AB	Prolunga superiore cremonese	*Upper cremonese extention*	1	>2908		
AG2989C	Profilo di copertura aggiuntivo	*Additional covering profile*	1	>2908		
AC1305G	Angolo vulcanizzato per GE1305S	*Vulcanised corner gasket for GE1305S*	4			
AC2608AR	Clips fissaggio fermavetri	*Clips for glazing bead*	var.			
	GUARNIZIONI*	***GASKETS****				
Cod.	Descrizione	*Description*	n°	Dim.		
GU2036	Piattina adesiva morbida esterno vetro	*Soft adhesive shim for external window*	1	2xLT+4xHT		
GU2907TT	Guarnizione sotto vetro	*Under glass gasket*	1	2xLT+4xHT		
GP0095	Guarnizione interna vetro	*Internal glass gasket*	1	2xLT+4xHT		
GE2905S	Guarnizione superiore ante	*Gasket for upper sash*	1	2xLT		
GE1305S	Guarnizione perimetrale ante	*Gasket for side sash*	1	2xLT+4xHT		
GE1142	Guarnizione labirinto centrale	*Gasket for central labyrinth*	1	2xHT		
GU1387	Spazzolino verticale labirinto	*Vertical labyrinth brush + adhesive*	1	2xHT		

** le dimensioni delle guarnizioni sono indicative e devono essere aumentate del 10% per adattamenti e ritiri del materiale nel tempo*

** the gasket dimensions are indicative and have to be increased by 10% owing to adaptation and contractionsof the material over time*

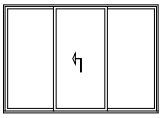

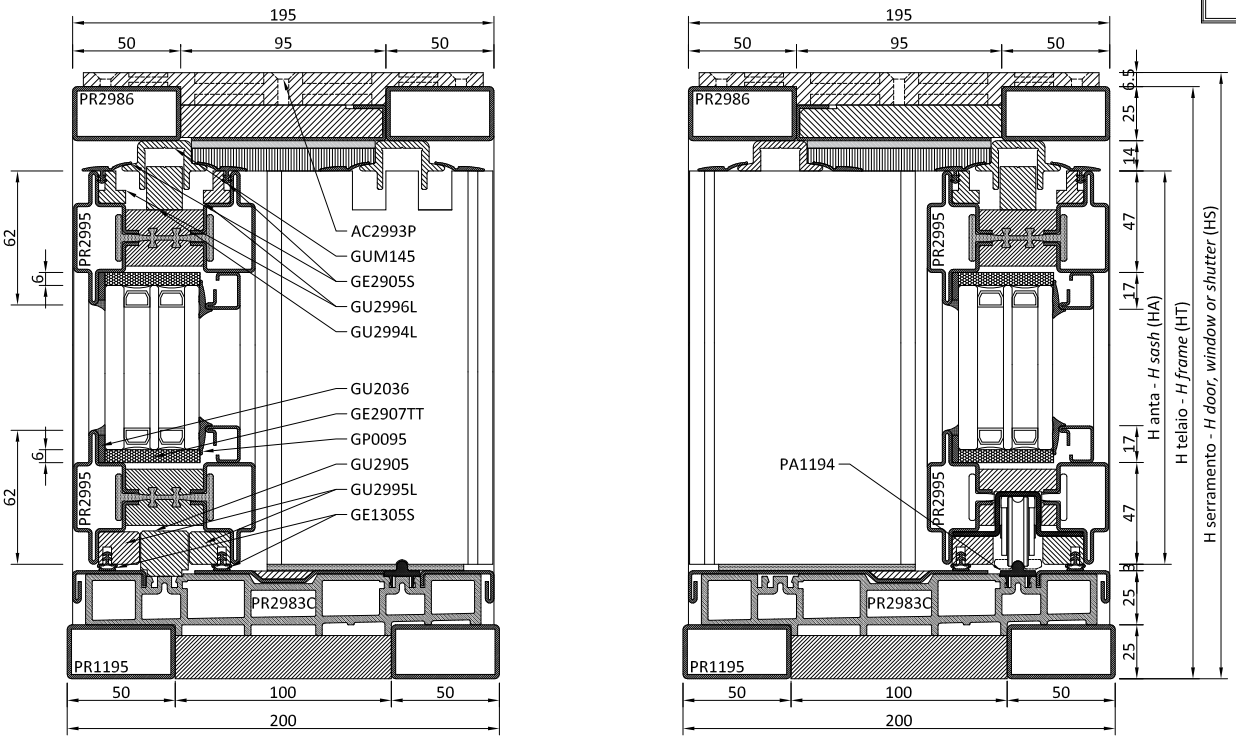
195
50
95
50
PR2986
PR2995
AC2993P
GUM145
GE2905S
GU2996L
GU2994L
GU2036
GE2907TT
GP0095
GU2905
GU2995L
GE1305S
62
6
PR2983C
PR1195
100
200
PA1194
6,5
25
14
47
17
H anta - *H sash* (HA)
H telaio - *H frame* (HT)
H serramento - *H door, window or shutter* (HS)

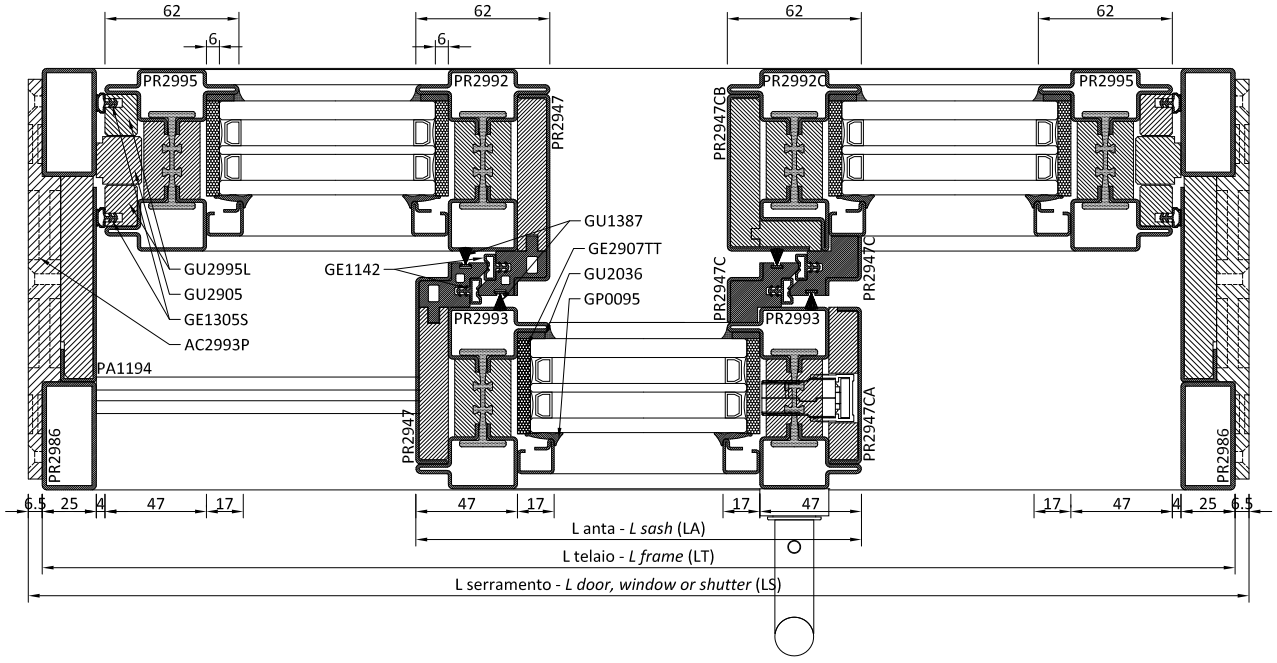
62
6
PR2995
PR2992
PR2947
PR2992C
PR2947CB
PR2947C
PR2947CA
GU1387
GE2907TT
GU2036
GP0095
GE1142
GU2995L
GU2905
GE1305S
AC2993P
PA1194
PR2993
PR2986
6,5
25
4
47
17
L anta - *L sash* (LA)
L telaio - *L frame* (LT)
L serramento - *L door, window or shutter* (LS)

	PROFILI	***PROFILES***				
Cod.	Descrizione	*Description*	n°	Dim.	Taglio/*Cutting*	
	Telaio	***Frame***				
PR2986	Profilo 50x25	*Profile 50x25*	2	LT	90	90
	Profilo 50x25	*Profile 50x25*	4	HT-25	90	90
	Profilo plastico	*Plastic profile*	2	LT/3+20	90	90
	Profilo plastico	*Plastic profile*	1	LT/3-40	90	90
	Profilo plastico	*Plastic profile*	2	HT-25	90	90
	Profilo centrale a "C"	*"C" profile*	2	LT/3+17	90	90
	Profilo centrale a "C"	*"C" profile*	1	LT/3-45	90	90
	Profilo centrale a "C"	*"C" profile*	2	HT-25	90	90
PR1195	Tubo in acciaio 50x25 mm	*50x25 mm steel tube*	2	LT-50	90	90
	Profilo plastico	*Plastic profile*	1	LT-50	90	90
PR2983C	Telaio base - copertina esterna (Part. A)	*Lower frame - external cover (Detail A)*	2	LT/3-5	90	90
	Telaio base - copertina interna (Part. A)	*Lower frame - internal cover (Detail A)*	1	2LT/3-45	90	90
	Telaio base - copertina centrale (Part. B)	*Lower frame - central cover (Detail B)*	1	LT/3-33	90	90
	Telaio base - copertina esterna (Part. C)	*Lower frame - external cover (Detail C)*	1	LT/3-40	90	90
	Telaio base - copertina interna (Part. C)	*Lower frame - internal cover (Detail C)*	1	LT/3-5	90	90
	Telaio base - profilo poliammide di supporto guide	*Lower frame - polyamide profile of rails*	1	LT-50	90	90
	Guide	***Rail***				
GUM145	Profilo guida superiore anta mobile	*Upper rail of sliding sash*	1	LT-50	90	90
GUM145	Profilo guida superiore anta fissa	*Upper rail of sliding sash*	2	LT/3+23	90	90
PA1194	Profilo guida inferiore	*Lower profile*	1	2LT/3-45	90	90
	Anta	***Sash***				
PR2995	Profilo zoccolo	*Bottom rail profile*	6	LT/3+22	45	45
	Profilo zoccolo	*Bottom rail profile*	2	HT-92	45	45
PR2992	Profilo a "T"	*"T" profile*	2	HT-92	45	45
PR2993	Profilo a "Z"	*"Z" profile*	2	HT-92	45	45
PR2947	Profilo labirinto centrale - anta mobile (Part. 1)	*Central labyrinth profile - sliding sash (Detail 1)*	1	HT-92	90	90
	Profilo labirinto centrale - anta mobile (Part. 2-3)	*Central labyrinth profile - sliding sash (Detail 2)*	1	HT-132	90	90
	Profilo labirinto centrale - anta fissa (Part. 1)	*Central labyrinth profile - sliding sash (Detail 1)*	1	HT-92	90	90
	Profilo labirinto centrale - anta fissa (Part. 2-3)	*Central labyrinth profile - sliding sash (Detail 2)*	1	HT-132	90	90
PR2947CA	Profilo labirinto centrale - anta mobile (Part. 1)	*Central labyrinth profile - sliding sash (Detail 1)*	1	HT-92	90	90
	Profilo labirinto centrale - anta mobile (Part. 2-3)	*Central labyrinth profile - sliding sash (Detail 2)*	1	HT-132	90	90
PR2947CB	Profilo labirinto centrale - anta mobile (Part. 1)	*Central labyrinth profile - sliding sash (Detail 1)*	1	HT-92	90	90
	Profilo labirinto centrale - anta mobile (Part. 2)	*Central labyrinth profile - sliding sash (Detail 2)*	1	HT-132	90	90
PR2947C	Profilo labirinto centrale - anta mobile (Part. 1)	*Central labyrinth profile - sliding sash (Detail 1)*	2	HT-92	90	90
	Profilo labirinto centrale - anta mobile (Part. 2)	*Central labyrinth profile - sliding sash (Detail 2)*	2	HT-132	90	90
GU2995L	Profilo plastico porta guarnizione perimetrale	*Plastic door profile for rebate gasket support*	4	HT-92	45	45
	Profilo plastico porta guarnizione perimetrale	*Plastic door profile for rebate gasket support*	2	LT/3+7	45	90
	Profilo plastico porta guarnizione perimetrale	*Plastic door profile for rebate gasket support*	2	LT/3+7	90	45
	Profilo plastico porta guarnizione perimetrale	*Plastic door profile for rebate gasket support*	2	LT/3-8	90	90
GU2996L	Profilo plastico porta guarnizione superiore	*Plastic door profile for rebate gasket support*	2	LT/3+7	90	45
	Profilo plastico porta guarnizione superiore	*Plastic door profile for rebate gasket support*	2	LT/3+7	45	90
	Profilo plastico porta guarnizione superiore	*Plastic door profile for rebate gasket support*	2	LT/3-8	90	90
GU2994L	Pattino di scorrimento anta mobile e fissa	*Runner for sliding and fixed sash*	3	LT/3+17	90	90
GU2905	Estruso di compensazione	*Compensation extrusion*	2	LT/3-11	90	90
	Estruso di compensazione	*Compensation extrusion*	2	HT-107	90	90
	Fermavetri	***Glazing beads***				
PR2606	Profilo fermavetro	*Glazing bead profile*	6	LT/3-72	45	45
	Profilo fermavetro	*Glazing bead profile*	6	HT-186	45	45
	Vetri	***Glass unit***				
	Vetrocamera	*Double glazing*	2	(LT/3-84)×(HT-198)		
	ACCESSORI	***HARDWARE***				
Cod.	Descrizione	*Description*	n°	Note/*Notes*		
AC2995R.xx	Kit piastrine di giunzione telaio esterno PR2986	*Kit of external frame juction plates PR2986*	4			
AC2993P	Accessorio assiemaggio telaio	*Frame assemblage accessory*	var.			
CV5403I	Rondella in acciaio inox/epdm	*Stainless steel/vulcanised epdm washer*	var.			
AG2996|7C.xx	Kit alzante scorrevole	*Lift and slide kit*	1			
ACV___	Maniglione	*Large handle*	1			
AC2995.1	Kit squadrette di giunzione ante	*Corner joint kit Sashes*	1			
AC2995.2	Kit squadrette di giunzione ante	*Corner joint kit Sashes*	1			
AC2995.3	Kit squadrette di giunzione ante	*Corner joint kit Sashes*	1			
AC1305G	Angolo vulcanizzato per GE1305S	*Vulcanised corner gasket for GE1305S*	4			
AC2608AR	Clips fissaggio fermavetri	*Clips for glazing bead*	var.			
	GUARNIZIONI*	***GASKETS****				
Cod.	Descrizione	*Description*	n°	Dim.		
GU2036	Piattina adesiva morbida esterno vetro	*Soft adhesive shim for external window*	1	2xLT+6xHT		
GU2907TT	Guarnizione sotto vetro	*Under glass gasket*	1	2xLT+6xHT		
GP0095	Guarnizione interna vetro	*Internal glass gasket*	1	2xLT+6xHT		
GE2905S	Guarnizione superiore ante	*Gasket for upper sash*	1	2xLT		
GE1305S	Guarnizione perimetrale ante	*Gasket for side sash*	1	2xLT+4xHT		
GE1142	Guarnizione labirinto centrale	*Gasket for central labyrinth*	1	4xHT		
GU1387	Spazzolino verticale labirinto	*Vertical labyrinth brush + adhesive*	1	4xHT		

** le dimensioni delle guarnizioni sono indicative e devono essere aumentate del 10% per adattamenti e ritiri del materiale nel tempo*

** the gasket dimensions are indicative and have to be increased by 10% owing to adaptation and contractionsof the material over time*

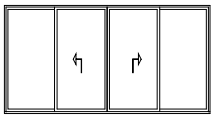

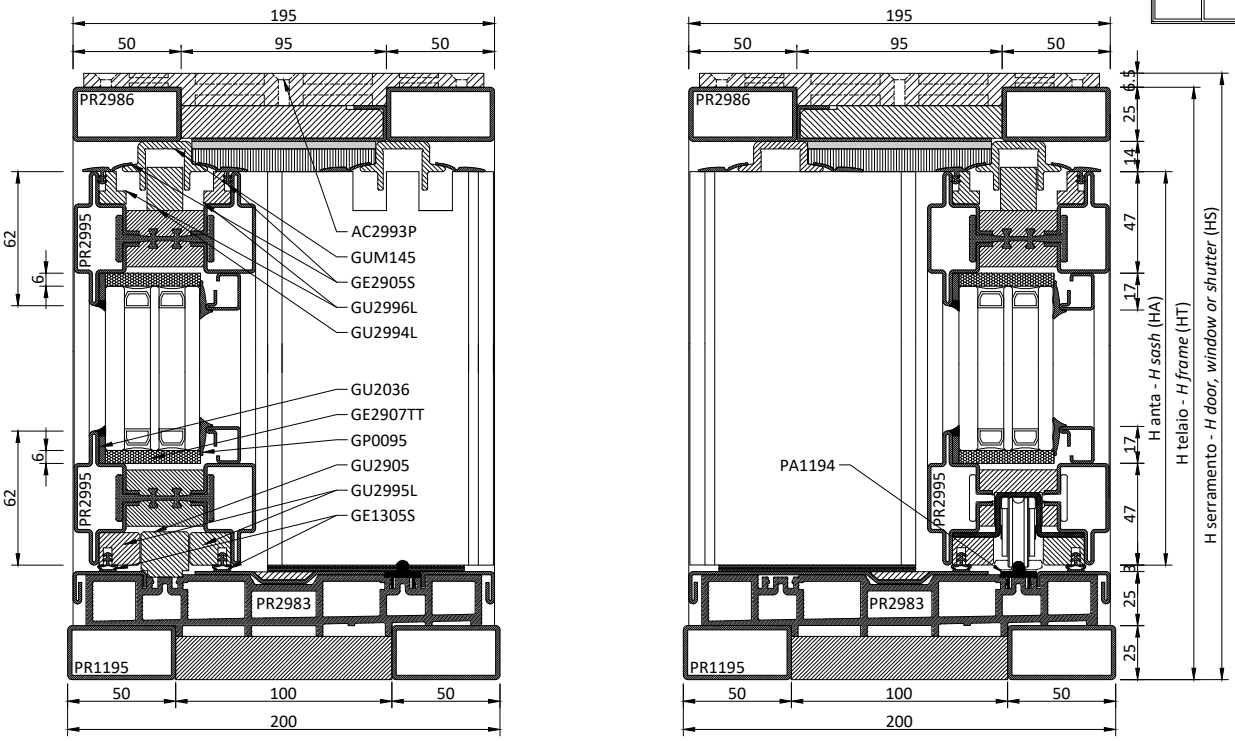
195
50
95
50
PR2986
PR2995
AC2993P
GUM145
GE2905S
GU2996L
GU2994L
GU2036
GE2907TT
GP0095
GU2905
GU2995L
GE1305S
PR2983
PR1195
62
6
50
100
50
200
PA1194
6,5
25
14
47
17
H anta - *H sash* (HA)
H telaio - *H frame* (HT)
H serramento - *H door, window or shutter* (HS)

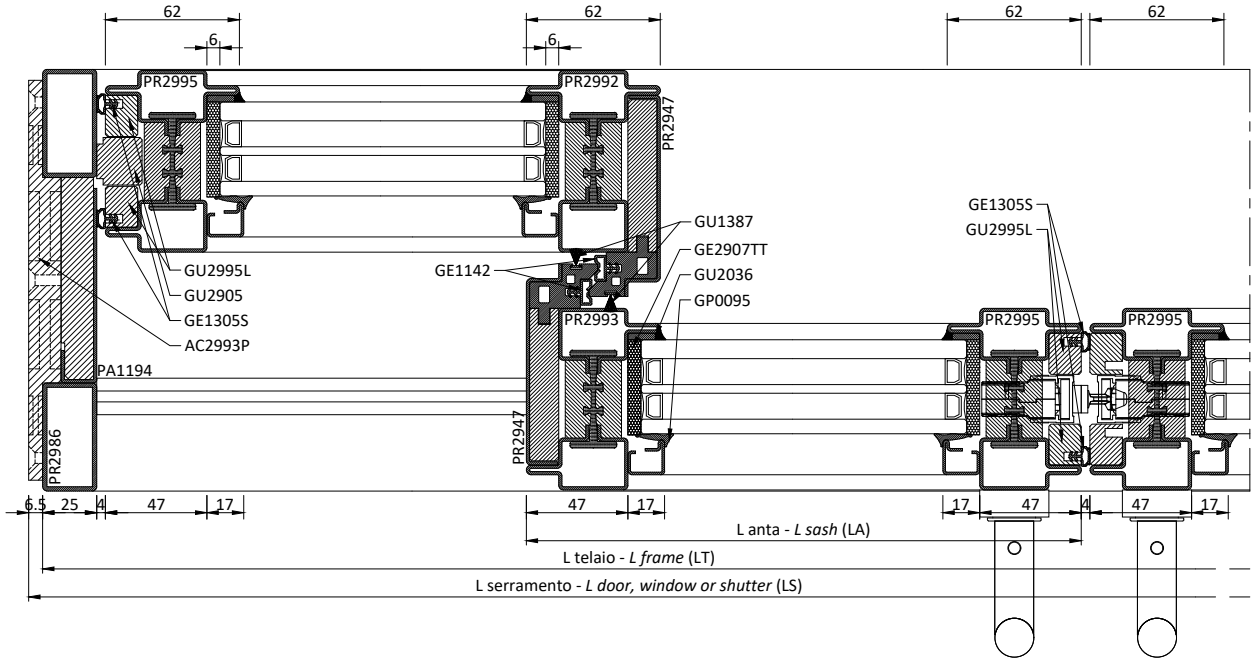
62
6
PR2995
PR2992
PR2947
GU1387
GE2907TT
GU2036
GP0095
GE1142
GU2995L
GU2905
GE1305S
AC2993P
PA1194
PR2993
PR2986
PR2947
GE1305S
GU2995L
6,5
25
4
47
17
L anta - *L sash* (LA)
L telaio - *L frame* (LT)
L serramento - *L door, window or shutter* (LS)

	PROFILI	***PROFILES***				
Cod.	Descrizione	*Description*	n°	Dim.	Taglio/*Cutting*	
	Telaio	***Frame***				
PR2986	Profilo 50x25	*Profile 50x25*	2	LT	90	90
	Profilo 50x25	*Profile 50x25*	4	HT-25	90	90
	Profilo plastico	*Plastic profile*	2	LT/4+13	90	90
	Profilo plastico	*Plastic profile*	1	LT/2-26	90	90
	Profilo plastico	*Plastic profile*	2	HT-25	90	90
	Profilo centrale a "C"	*"C" profile*	2	LT/4+10	90	90
	Profilo centrale a "C"	*"C" profile*	1	LT/2-31	90	90
	Profilo centrale a "C"	*"C" profile*	2	HT-25	90	90
PR1195	Tubo in acciaio 50x25 mm	*50x25 mm steel tube*	2	LT-50	90	90
	Profilo plastico	*Plastic profile*	1	LT-50	90	90
PR2983	Telaio base - copertina esterna (Part. A)	*Lower frame - external cover (Detail A)*	2	LT/4-11,5	90	90
	Telaio base - copertina interna (Part. A)	*Lower frame - internal cover (Detail A)*	1	LT-50	90	90
	Telaio base - copertina centrale (Part. B)	*Lower frame -central cover (Detail B)*	2	LT/4-39	90	90
	Telaio base - copertina esterna (Part. C)	*Lower frame - external cover (Detail C)*	1	LT/2-27	90	90
	Telaio base - profilo poliammide di supporto guide	*Lower frame - polyamide profile of rails*	1	LT-50	90	90
	Guide	***Rail***				
GUM145	Profilo guida superiore anta mobile	*Upper rail of sliding sash*	1	LT-50	90	90
	Profilo guida superiore anta fissa	*Upper rail of fixed sash*	2	LT/4+16	90	90
PA1194	Profilo guida inferiore	*Lower profile*	1	LT-50	90	90
	Anta	***Sash***				
PR2995	Profilo zoccolo	*Bottom rail profile*	8	LT/4+15,5	45	45
	Profilo zoccolo	*Bottom rail profile*	4	HT-92	45	45
PR2992	Profilo a "T"	*"T" profile*	2	HT-92	45	45
PR2993	Profilo a "Z"	*"Z" profile*	2	HT-92	45	45
PR2947	Profilo labirinto centrale - anta mobile (Part. 1)	*Central labyrinth profile - sliding sash (Detail 1)*	2	HT-92	90	90
	Profilo labirinto centrale - anta mobile (Part. 2-3)	*Central labyrinth profile - sliding sash (Detail 2)*	2	HT-132	90	90
	Profilo labirinto centrale - anta fissa (Part. 1)	*Central labyrinth profile - sliding sash (Detail 1)*	2	HT-92	90	90
	Profilo labirinto centrale - anta fissa (Part. 2-3)	*Central labyrinth profile - sliding sash (Detail 2)*	2	HT-132	90	90
GU2995L	Profilo plastico porta guarnizione perimetrale	*Plastic profile for rebate gasket support*	8	HT-92	45	45
	Profilo plastico porta guarnizione perimetrale	*Plastic profile for rebate gasket support*	4	LT/4	45	90
	Profilo plastico porta guarnizione perimetrale	*Plastic profile for rebate gasket support*	4	LT/4	90	45
GU2996L	Profilo plastico porta guarnizione superiore	*Plastic profile for rebate gasket support*	4	LT/4	90	45
	Profilo plastico porta guarnizione superiore	*Plastic profile for rebate gasket support*	4	LT/4	45	90
GU2994L	Pattino di scorrimento anta mobile e fissa	*Runner for sliding and fixed sash*	4	LT/4+10	90	90
GU2905	Estruso di compensazione	*Compensation extrusion*	2	HT-107	90	90
	Estruso di compensazione	*Compensation extrusion*	2	LT/4-65	90	90
	Fermavetri	***Glazing beads***				
PR2606	Profilo fermavetro	*Glazing bead profile*	4	LT/4-78,5	45	45
	Profilo fermavetro	*Glazing bead profile*	4	HT-186	45	45
	Vetri	***Glass unit***				
	Vetrocamera	*Double glazing*	2	(LT/4-90,5)*(HT-198)		
	ACCESSORI	***HARDWARE***				
Cod.	Descrizione	*Description*	n°	Note/*Notes*		
AC2995R.xx	Kit piastrine di giunzione telaio esterno PR2986	*Kit of external frame juction plates PR2986*	4			
AC2993P	Accessorio assiemaggio telaio	*Frame assemblage accessory*	var.			
CV5403I	Rondella in acciaio inox/epdm	*Stainless steel/vulcanaised epdm washer*	var.			
AG2992L.EF	Rostro aggiuntivo	*Additional hook bolt*	opz.			
AG2996E.xx	Kit alzante scorrevole	*Lift and slide kit*	1			
ACV___	Maniglione	*Large handle*	2			
AC2995.1	Kit squadrette di giunzione ante	*Corner joint kit Sashes*	4			
AG2989L.EF	Prolunga superiore cremonese	*Upper cremonese extention*	1	>2908		
AG2989C	Profilo di copertura aggiuntivo	*Additional covering profile*	1	>2908		
AC1305G	Angolo vulcanizzato per GE1305S	*Vulcanised corner gasket for GE1305S*	6			
AC2608AR	Clips fissaggio fermavetri	*Clips for glazing bead*	var.			
	GUARNIZIONI*	***GASKETS****				
Cod.	Descrizione	*Description*	n°	Dim.		
GU2036	Piattina adesiva morbida esterno vetro	*Soft adhesive shim for external window*	1	2xLT+8xHT		
GU2907TT	Guarnizione sotto vetro	*Under glass gasket*	1	2xLT+8xHT		
GP0095	Guarnizione interna vetro	*Internal glass gasket*	1	2xLT+8xHT		
GE2905S	Guarnizione superiore ante	*Gasket for upper sash*	1	2xLT		
GE1305S	Guarnizione perimetrale ante	*Gasket for side sash*	1	2xLT+6xHT		
GE1142	Guarnizione labirinto centrale	*Gasket for central labyrinth*	1	4xHT		
GU1387	Spazzolino verticale labirinto	*Vertical labyrinth brush + adhesive*	1	4xHT		

** le dimensioni delle guarnizioni sono indicative e devono essere aumentate del 10% per adattamenti e ritiri del materiale nel tempo*

** the gasket dimensions are indicative and have to be increased by 10% owing to adaptation and contractionsof the material over time*

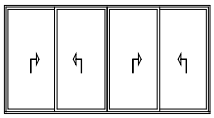

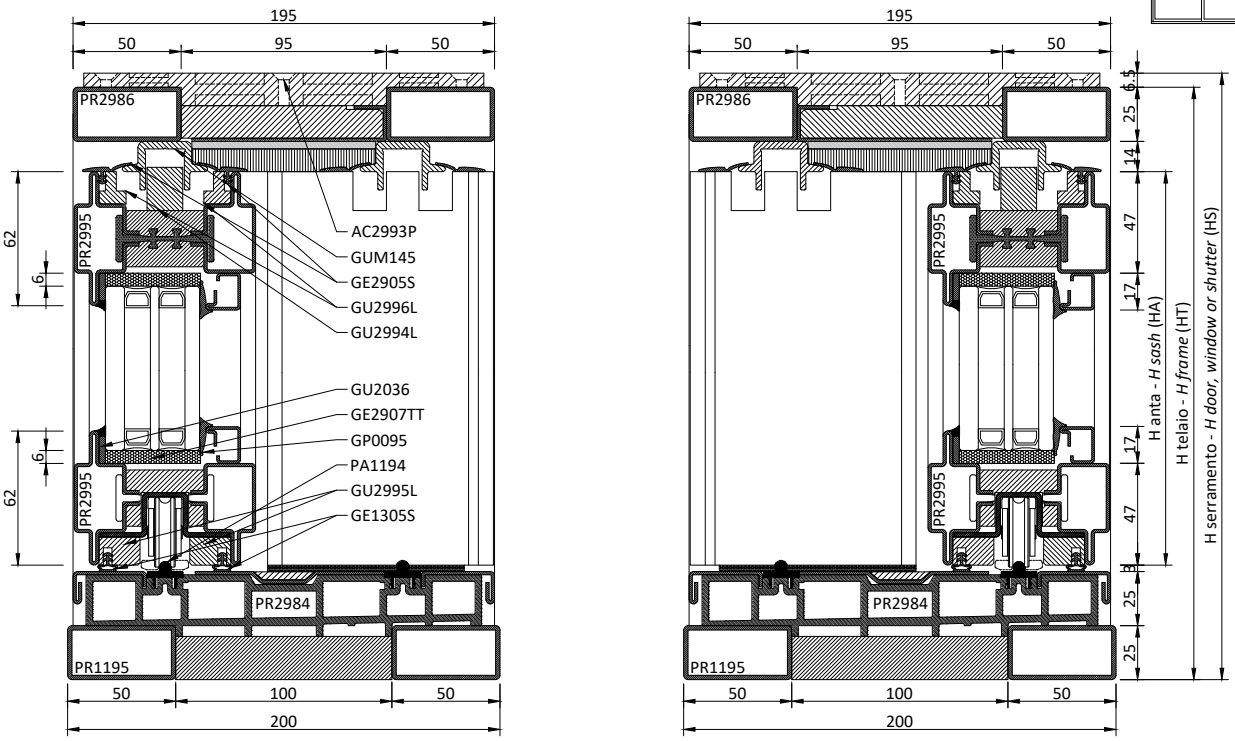
195
50
95
50
PR2986
PR2995
AC2993P
GUM145
GE2905S
GU2996L
GU2994L
GU2036
GE2907TT
GP0095
PA1194
GU2995L
GE1305S
PR2984
PR1195
62
6
50
100
50
200
H anta - *H sash* (HA)
H telaio - *H frame* (HT)
H serramento - *H door, window or shutter* (HS)
25
14
47
17
6.5

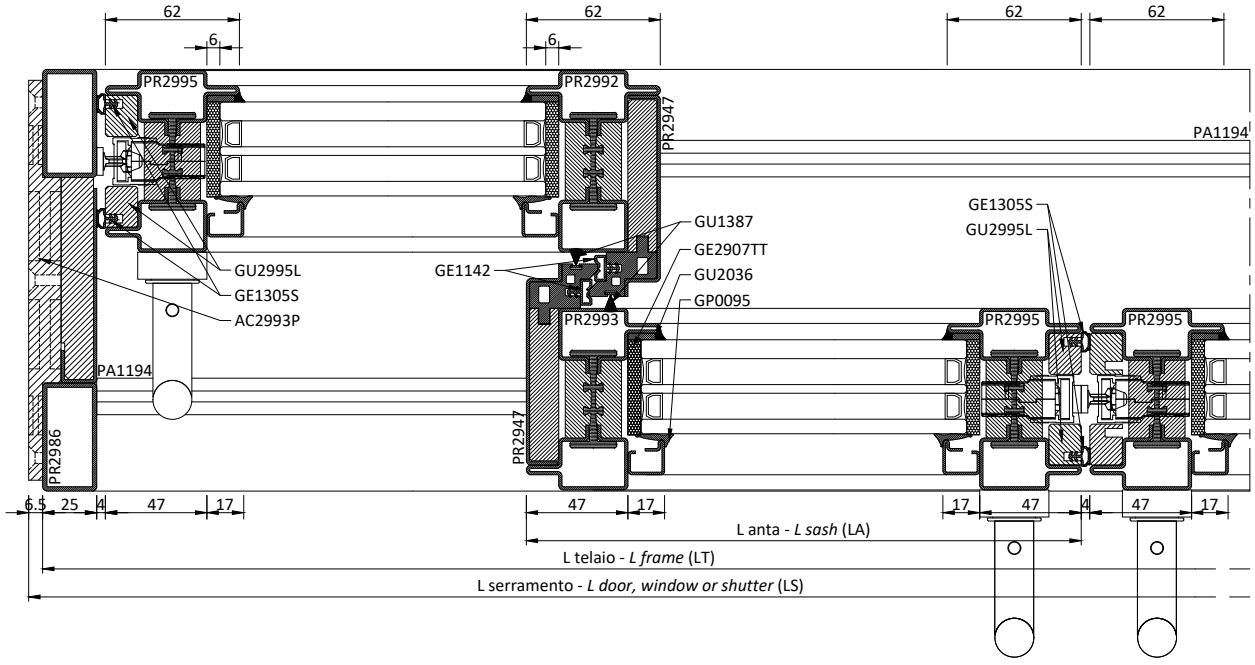
62
6
PR2995
PR2992
PR2947
PA1194
GU2995L
GE1305S
AC2993P
GE1142
GU1387
GE2907TT
GU2036
GP0095
PR2993
PR2986
GE1305S
GU2995L
PR2995
6.5
25
4
47
17
L anta - *L sash* (LA)
L telaio - *L frame* (LT)
L serramento - *L door, window or shutter* (LS)

	PROFILI	***PROFILES***				
Cod.	Descrizione	*Description*	n°	Dim.	Taglio/*Cutting*	
	Telaio	***Frame***				
PR2986	Profilo 50x25	*Profile 50x25*	2	LT	90	90
	Profilo 50x25	*Profile 50x25*	4	HT-25	90	90
	Profilo plastico	*Plastic profile*	2	LT/4+13	90	90
	Profilo plastico	*Plastic profile*	1	LT/2-26	90	90
	Profilo plastico	*Plastic profile*	2	HT-25	90	90
	Profilo centrale a "C"	*"C" profile*	2	LT/4+10	90	90
	Profilo centrale a "C"	*"C" profile*	1	LT/2-31	90	90
	Profilo centrale a "C"	*"C" profile*	2	HT-25	90	90
PR1195	Tubo in acciaio 50x25 mm	*50x25 mm steel tube*	2	LT-50	90	90
	Profilo plastico	*Plastic profile*	1	LT-50	90	90
PR2984	Telaio base - copertina interna (Part. A)	*Lower frame - internal cover (Detail A)*	2	LT-50	90	90
	Telaio base - copertina centrale (Part. B)	*Lower frame - central cover (Detail B)*	2	LT/4-39	90	90
	Telaio base - copertina centrale (Part. B)	*Lower frame - central cover (Detail B)*	1	LT/2-83	90	90
	Telaio base - profilo poliammide di supporto guide	*Lower frame - polyamide profile of rails*	1	LT-50	90	90
	Guide	***Rail***				
GUM145	Profilo guida superiore anta mobile	*Upper rail of sliding sash*	2	LT-50	90	90
PA1194	Profilo guida inferiore	*Lower profile*	2	LT-50	90	90
	Anta	***Sash***				
PR2995	Profilo zoccolo	*Bottom rail profile*	8	LT/4+15,5	45	45
	Profilo zoccolo	*Bottom rail profile*	4	HT-92	45	45
PR2992	Profilo a "T"	*"T" profile*	2	HT-92	45	45
PR2993	Profilo a "Z"	*"Z" profile*	2	HT-92	45	45
PR2947	Profilo labirinto centrale - anta mobile (Part. 1)	*Central labyrinth profile - sliding sash (Detail 1)*	4	HT-92	90	90
	Profilo labirinto centrale - anta mobile (Part. 2-3)	*Central labyrinth profile - sliding sash (Detail 2)*	4	HT-132	90	90
GU2995L	Profilo plastico porta guarnizione perimetrale	*Plastic profile for rebate gasket support*	8	HT-92	45	45
	Profilo plastico porta guarnizione perimetrale	*Plastic profile for rebate gasket support*	4	LT/4	45	90
	Profilo plastico porta guarnizione perimetrale	*Plastic profile for rebate gasket support*	4	LT/4	90	45
GU2996L	Profilo plastico porta guarnizione superiore	*Plastic profile for rebate gasket support*	4	LT/4	90	45
	Profilo plastico porta guarnizione superiore	*Plastic profile for rebate gasket support*	4	LT/4	45	90
GU2994L	Pattino di scorrimento anta mobile e fissa	*Runner for sliding and fixed sash*	2	LT/4+10	90	90
	Fermavetri	***Glazing beads***				
PR2606	Profilo fermavetro	*Glazing bead profile*	4	LT/4-78,5	45	45
	Profilo fermavetro	*Glazing bead profile*	4	HT-186	45	45
	Vetri	***Glass unit***				
	Vetrocamera	*Double glazing*	2	(LT/2-90,5)×(HT-198)		
	ACCESSORI	***HARDWARE***				
Cod.	Descrizione	*Description*	n°	Note/*Notes*		
AC2995R.xx	Kit piastrine di giunzione telaio esterno PR2986	*Kit of external frame juction plates PR2986*	4			
AC2993P	Accessorio assiemaggio telaio	*Frame assemblage accessory*	var.			
AG2992L.EF	Rostro aggiuntivo	*Additional hook bolt*	opz.			
AG2996F.xx	Kit alzante scorrevole	*Lift and slide kit*	1			
ACV___	Maniglione	*Large handle*	4			
AC2995.1	Kit squadrette di giunzione ante	*Corner joint kit Sashes*	4			
AG2989.EF	Prolunga superiore cremonese	*Upper cremonese extention*	opz.	>2908		
AG2989C	Profilo di copertura aggiuntivo	*Additional covering profile*	opz.	>2908		
AC1305G	Angolo vulcanizzato per GE1305S	*Vulcanised corner gasket for GE1305S*	6			
AC2608AR	Clips fissaggio fermavetri	*Clips for glazing bead*	var.			
	GUARNIZIONI*	***GASKETS****				
Cod.	Descrizione	*Description*	n°	Dim.		
GU2036	Piattina adesiva morbida esterno vetro	*Soft adhesive shim for external window*	1	2xLT+8xHT		
GU2907TT	Guarnizione sotto vetro	*Under glass gasket*	1	2xLT+8xHT		
GP0095	Guarnizione interna vetro	*Internal glass gasket*	1	2xLT+8xHT		
GE2905S	Guarnizione superiore ante	*Gasket for upper sash*	1	2xLT		
GE1305S	Guarnizione perimetrale ante	*Gasket for side sash*	1	2xLT+6xHT		
GE1142	Guarnizione labirinto centrale	*Gasket for central labyrinth*	1	4xHT		
GU1387	Spazzolino verticale labirinto	*Vertical labyrinth brush + adhesive*	1	4xHT		

** le dimensioni delle guarnizioni sono indicative e devono essere aumentate del 10% per adattamenti e ritiri del materiale nel tempo*

** the gasket dimensions are indicative and have to be increased by 10% owing to adaptation and contractionsof the material over time*

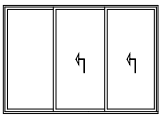

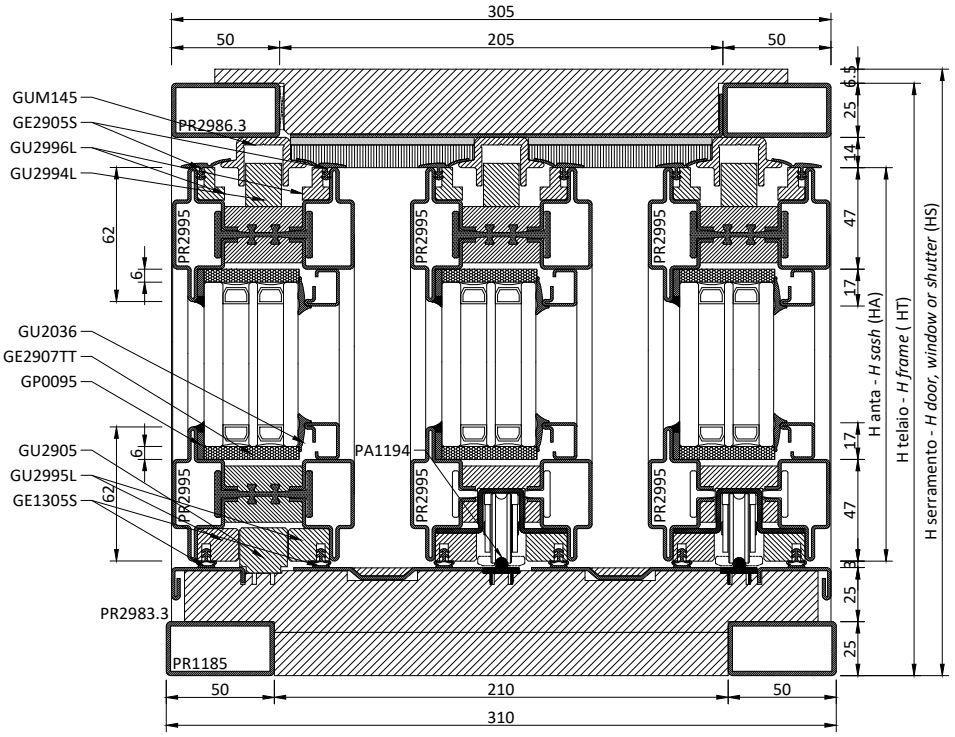
305
50
205
50
GUM145
GE2905S
GU2996L
GU2994L
PR2986.3
PR2995
62
6
GU2036
GE2907TT
GP0095
GU2905
GU2995L
GE1305S
PA1194
PR2983.3
PR1185
6.5
25
14
47
17
H anta - *H sash* (HA)
H telaio - *H frame* (HT)
H serramento - *H door, window or shutter* (HS)
50
210
310

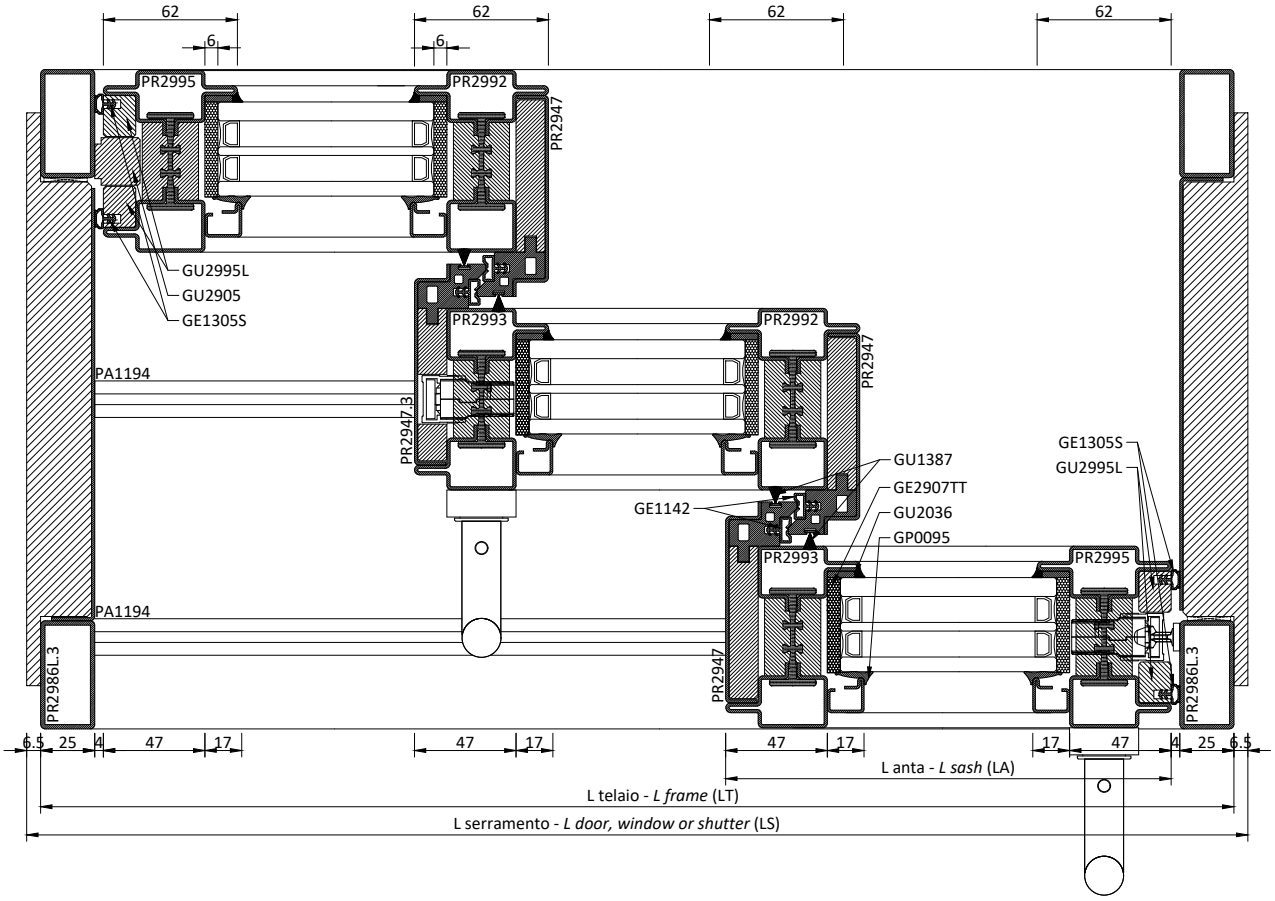
62
6
PR2995
PR2992
PR2947
GU2995L
GU2905
GE1305S
PR2993
PA1194
PR2947.3
GU1387
GE2907TT
GE1142
GU2036
GP0095
GE1305S
GU2995L
PR2986L.3
6.5
25
4
47
17
L anta - *L sash* (LA)
L telaio - *L frame* (LT)
L serramento - *L door, window or shutter* (LS)

	PROFILI	***PROFILES***				
Cod.	Descrizione	*Description*	n°	Dim.	Taglio/*Cutting*	
	Telaio	***Frame***				
PR2986.3	Profilo 50x25	*Profile 50x25*	2	LT	90	90
	Profilo plastico	*Plastic profile*	1	LT	90	90
	Profilo centrale a "L"	*"L" profile*	2	LT/3+17	90	90
	Profilo centrale a "C"	*"C" profile*	1	LT/3-40	90	90
PR2986L.3	Profilo 50x25	*Profile 50x25*	4	HT-25	90	90
	Profilo plastico	*Plastic profile*	2	HT-25	90	90
	Profilo centrale a "L"	*"L" profile*	2	HT-25	90	90
PR1185	Tubo in acciaio 50x25 mm	*50x25 mm steel tube*	2	LT-50	90	90
	Profilo plastico	*Plastic profile*	1	LT-50	90	90
PR2983.3	Telaio base - copertina esterna (Part. A)	*Lower frame - external cover (Detail A)*	1	LT/3-5	90	90
	Telaio base - copertina interna (Part. A)	*Lower frame - internal cover (Detail A)*	1	LT-50	90	90
	Telaio base - copertina centrale (Part. B)	*Lower frame - central cover (Detail B)*	1	LT/3-33	90	90
	Telaio base - copertina centrale (Part. B)	*Lower frame -central cover (Detail B)*	1	2LT/3-73	90	90
	Telaio base - copertina esterna (Part. C)	*Lower frame - external cover (Detail C)*	1	LT/3-40	90	90
	Telaio base - copertina esterna (Part. E)	*Lower frame - external cover (Detail E)*	1	LT/3-5	90	90
	Telaio base - profilo poliammide di supporto guide	*Lower frame - polyamide profile of rails*	1	LT-50	90	90
	Guide	***Rail***				
GUM145	Profilo guida superiore anta mobile	*Upper rail of sliding sash*	1	LT-50	90	90
GUM145	Profilo guida superiore anta mobile	*Upper rail of sliding sash*	1	2LT/3-17	90	90
GUM145	Profilo guida superiore anta fissa	*Upper rail of sliding sash*	2	LT/3+23	90	90
PA1194	Profilo guida inferiore	*Lower profile*	1	LT-50	90	90
PA1194	Profilo guida inferiore	*Lower profile*	1	2LT/3-48	90	90
	Anta	***Sash***				
PR2995	Profilo zoccolo	*Bottom rail profile*	6	LT/3+22	45	45
	Profilo zoccolo	*Bottom rail profile*	2	HT-92	45	45
PR2992	Profilo a "T"	*"T" profile*	2	HT-92	45	45
PR2993	Profilo a "Z"	*"Z" profile*	2	HT-92	45	45
PR2947	Profilo labirinto centrale - anta mobile (Part. 1)	*Central labyrinth profile - sliding sash (Detail 1)*	2	HT-92	90	90
	Profilo labirinto centrale - anta mobile (Part. 2-3)	*Central labyrinth profile - sliding sash (Detail 2)*	2	HT-132	90	90
	Profilo labirinto centrale - anta fissa (Part. 1)	*Central labyrinth profile - sliding sash (Detail 1)*	1	HT-92	90	90
	Profilo labirinto centrale - anta fissa (Part. 2-3)	*Central labyrinth profile - sliding sash (Detail 2)*	1	HT-132	90	90
PR2947.3	Profilo labirinto centrale - anta mobile (Part. 1)	*Central labyrinth profile - sliding sash (Detail 1)*	1	HT-92	90	90
	Profilo labirinto centrale - anta mobile (Part. 2-3-4)	*Central labyrinth profile - sliding sash (Detail 2)*	1	HT-132	90	90
GU2995L	Profilo plastico porta guarnizione perimetrale	*Plastic door profile perimeter gasket*	4	HT-92	45	45
	Profilo plastico porta guarnizione perimetrale	*Plastic door profile perimeter gasket*	2	LT/3+7	45	90
	Profilo plastico porta guarnizione perimetrale	*Plastic door profile perimeter gasket*	2	LT/3+7	90	45
	Profilo plastico porta guarnizione perimetrale	*Plastic door profile perimeter gasket*	2	LT/3-8	90	90
GU2996L	Profilo plastico porta guarnizione superiore	*Plastic door profile upper gasket*	2	LT/3+7	90	45
	Profilo plastico porta guarnizione superiore	*Plastic door profile upper gasket*	2	LT/3+7	45	90
	Profilo plastico porta guarnizione superiore	*Plastic door profile upper gasket*	2	LT/3-8	90	90
GU2994L	Pattino di scorrimento anta mobile e fissa	*Runner for sliding and fixed sash*	3	LT/3+17	90	90
GU2905	Estruso di compensazione	*Compensation extrusion*	1	LT/3-58	90	90
	Estruso di compensazione	*Compensation extrusion*	1	HT-107	90	90
	Fermavetri	***Glazing beads***				
PR2606	Profilo fermavetro	*Glazing bead profile*	6	LT/3-72	45	45
	Profilo fermavetro	*Glazing bead profile*	6	HT-186	45	45
	Vetri	***Glass unit***				
	Vetrocamera	*Double glazing*	2	(LT/3-84)×(HT-198)		
	ACCESSORI	***HARDWARE***				
Cod.	Descrizione	*Description*	n°	Note/*Notes*		
AC2995R.xx	Kit piastrine di giunzione telaio esterno PR2986	*Kit of external frame juction plates PR2986*	4			
AG2992L.AB	Rostro aggiuntivo	*Additional hook bolt*	opz.			
AG2996|7A3.xx	Kit alzante scorrevole	*Lift and slide kit*	1			
ACV___	Maniglione	*Large handle*	2			
AC2995.1	Kit squadrette di giunzione ante	*Corner joint kit Sashes*	2			
AC2995.2	Kit squadrette di giunzione ante	*Corner joint kit Sashes*	1			
AG2989L.AB	Prolunga superiore cremonese	*Upper cremonese extention*	opz.	>2908		
AG2989C	Profilo di copertura aggiuntivo	*Additional covering profile*	opz.	>2908		
AC1305G	Angolo vulcanizzato per GE1305S	*Vulcanised corner gasket for GE1305S*	4			
AC2608AR	Clips fissaggio fermavetri	*Clips for glazing bead*	var.			
	GUARNIZIONI*	***GASKETS****				
Cod.	Descrizione	*Description*	n°	Dim.		
GU2036	Piattina adesiva morbida esterno vetro	*Soft adhesive shim for external window*	1	2xLT+6xHT		
GU2907TT	Guarnizione sotto vetro	*Under glass gasket*	1	2xLT+6xHT		
GP0095	Guarnizione interna vetro	*Internal glass gasket*	1	2xLT+6xHT		
GE2905S	Guarnizione superiore ante	*Gasket for upper sash*	1	2xLT		
GE1305S	Guarnizione perimetrale ante	*Gasket for side sash*	1	2xLT+4xHT		
GE1142	Guarnizione labirinto centrale	*Gasket for central labyrinth*	1	4xHT		
GU1387	Spazzolino verticale labirinto	*Vertical labyrinth brush + adhesive*	1	4xHT		

** le dimensioni delle guarnizioni sono indicative e devono essere aumentate del 10% per adattamenti e ritiri del materiale nel tempo*

** the gasket dimensions are indicative and have to be increased by 10% owing to adaptation and contractionsof the material over time*

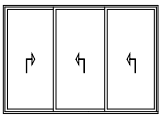

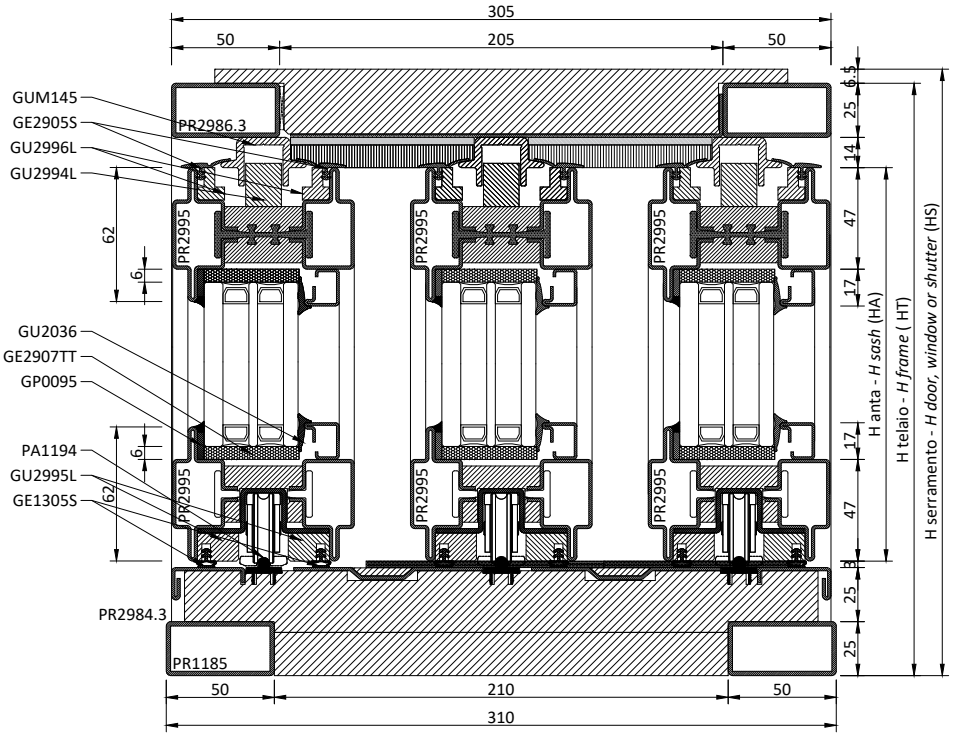
305
50
205
50
GUM145
GE2905S
GU2996L
GU2994L
PR2986.3
62
6
PR2995
GU2036
GE2907TT
GP0095
PA1194
GU2995L
GE1305S
PR2984.3
PR1185
6.5
25
14
47
17
H anta - *H sash* (HA)
H telaio - *H frame* (HT)
H serramento - *H door, window or shutter* (HS)
50
210
50
310

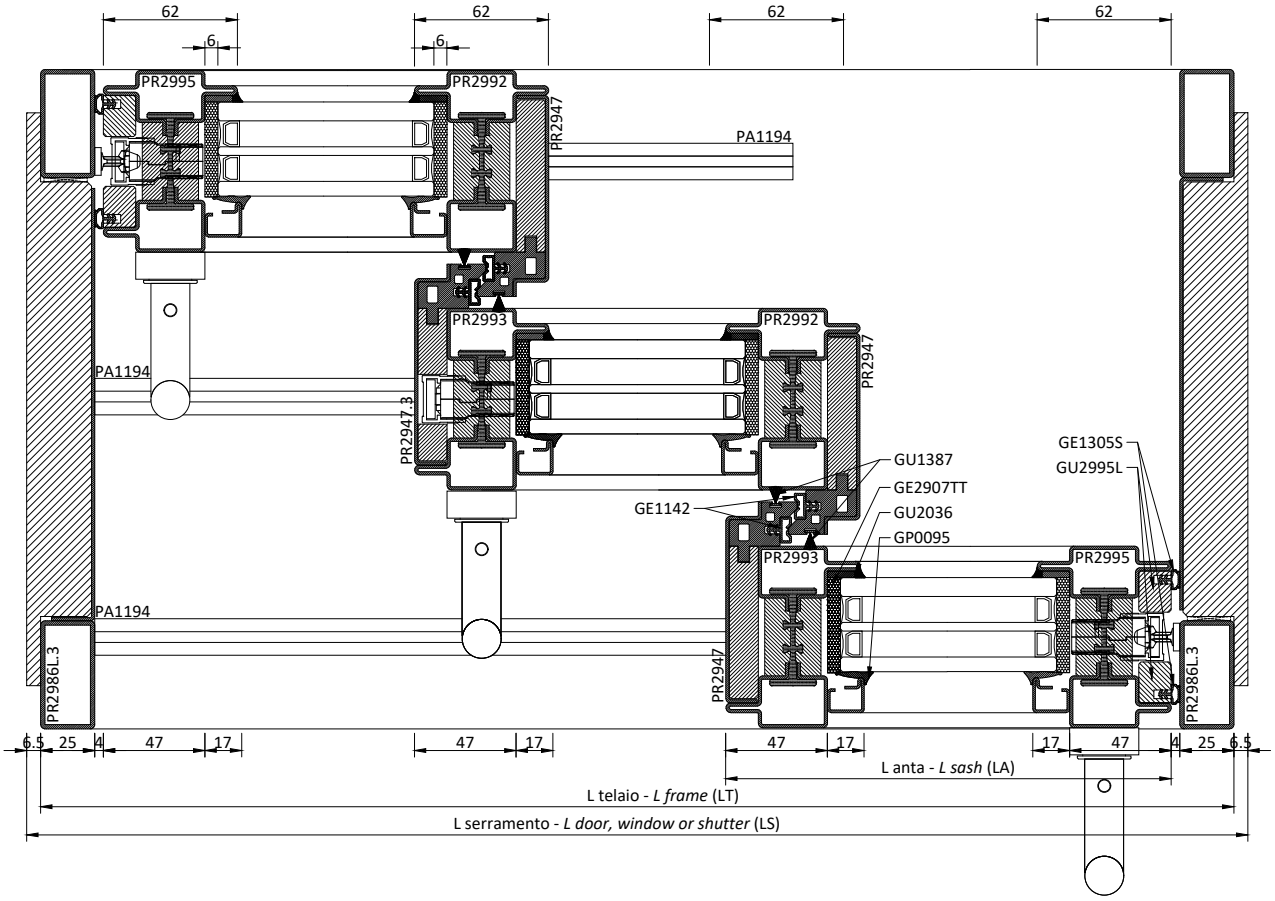
62
6
PR2995
PR2992
PR2947
PA1194
PR2993
PR2947.3
GU1387
GE2907TT
GE1142
GU2036
GP0095
GE1305S
GU2995L
PR2986L.3
6.5
25
4
47
17
L anta - *L sash* (LA)
L telaio - *L frame* (LT)
L serramento - *L door, window or shutter* (LS)

	PROFILI	***PROFILES***				
Cod.	Descrizione	*Description*	n°	Dim.	Taglio/*Cutting*	
	Telaio	***Frame***				
PR2986.3	Profilo 50x25	*Profile 50x25*	2	LT	90	90
	Profilo plastico	*Plastic profile*	1	LT	90	90
	Profilo centrale a "L"	*"L" profile*	2	LT/3+17	90	90
	Profilo centrale a "C"	*"C" profile*	2	LT/3-40	90	90
PR2986L.3	Profilo 50x25	*Profile 50x25*	4	HT-25	90	90
	Profilo plastico	*Plastic profile*	2	HT-25	90	90
	Profilo centrale a "L"	*"L" profile*	2	HT-25	90	90
PR1185	Tubo in acciaio 50x25 mm	*50x25 mm steel tube*	2	LT-50	90	90
	Profilo plastico	*Plastic profile*	1	LT-50	90	90
PR2984.3	Telaio base - copertina esterna (Part. A)	*Lower frame - external cover (Detail A)*	1	2LT/3-45	90	90
	Telaio base - copertina interna (Part. A)	*Lower frame - internal cover (Detail A)*	1	LT-50	90	90
	Telaio base - copertina centrale (Part. B)	*Lower frame - central cover (Detail B)*	1	LT/3-33	90	90
	Telaio base - copertina centrale (Part. B)	*Lower frame - central cover (Detail B)*	1	LT/3-68	90	90
	Telaio base - copertina centrale (Part. B)	*Lower frame - central cover (Detail B)*	1	2LT/3-73	90	90
	Telaio base - copertina esterna (Part. E)	*Lower frame - external cover (Detail E)*	1	LT/3-5	90	90
	Telaio base - profilo poliammide di supporto guide	*Lower frame - polyamide profile of rails*	1	LT-50	90	90
	Guide	***Rail***				
GUM145	Profilo guida superiore anta mobile	*Upper rail of sliding sash*	1	LT-50	90	90
GUM145	Profilo guida superiore anta mobile	*Upper rail of sliding sash*	2	2LT/3-17	90	90
PA1194	Profilo guida inferiore	*Lower profile*	1	LT-50	90	90
PA1194	Profilo guida inferiore	*Lower profile*	2	2LT/3-48	90	90
	Anta	***Sash***				
PR2995	Profilo zoccolo	*Bottom rail profile*	6	LT/3+22	45	45
	Profilo zoccolo	*Bottom rail profile*	2	HT-92	45	45
PR2992	Profilo a "T"	*"T" profile*	2	HT-92	45	45
PR2993	Profilo a "Z"	*"Z" profile*	2	HT-92	45	45
PR2947	Profilo labirinto centrale - anta mobile (Part. 1)	*Central labyrinth profile - sliding sash (Detail 1)*	3	HT-92	90	90
	Profilo labirinto centrale - anta mobile (Part. 2-3)	*Central labyrinth profile - sliding sash (Detail 2)*	3	HT-132	90	90
PR2947.3	Profilo labirinto centrale - anta mobile (Part. 1)	*Central labyrinth profile - sliding sash (Detail 1)*	1	HT-92	90	90
	Profilo labirinto centrale - anta mobile (Part. 2-3-4)	*Central labyrinth profile - sliding sash (Detail 2)*	1	HT-132	90	90
GU2995L	Profilo plastico porta guarnizione perimetrale	*Plastic profile for rebate gasket support*	4	HT-92	45	45
	Profilo plastico porta guarnizione perimetrale	*Plastic profile for rebate gasket support*	2	LT/3+7	45	90
	Profilo plastico porta guarnizione perimetrale	*Plastic profile for rebate gasket support*	2	LT/3+7	90	45
	Profilo plastico porta guarnizione perimetrale	*Plastic profile for rebate gasket support*	2	LT/3-8	90	90
GU2996L	Profilo plastico porta guarnizione perimetrale	*Plastic profile for rebate gasket support*	2	LT/3+7	90	45
	Profilo plastico porta guarnizione perimetrale	*Plastic profile for rebate gasket support*	2	LT/3+7	45	90
	Profilo plastico porta guarnizione perimetrale	*Plastic profile for rebate gasket support*	2	LT/3-8	90	90
GU2994L	Pattino di scorrimento anta mobile e fissa	*Runner for sliding and fixed sash*	3	LT/3+17	90	90
	Fermavetri	***Glazing beads***				
PR2606	Profilo fermavetro	*Glazing bead profile*	6	LT/3-72	45	45
	Profilo fermavetro	*Glazing bead profile*	6	HT-186	45	45
	Vetri	***Glass unit***				
	Vetrocamera	*Double glazing*	2	(LT/3-84)×(HT-198)		
	ACCESSORI	***HARDWARE***				
Cod.	Descrizione	*Description*	n°	Note/*Notes*		
AC2995R.xx	Kit piastrine di giunzione telaio esterno PR2986	*Kit of external frame juction plates PR2986*	4			
AG2992L.AB	Rostro aggiuntivo	*Additional hook bolt*	opz.			
AG2996|7B3.xx	Kit alzante scorrevole	*Lift and slide kit*	1			
ACV___	Maniglione	*Large handle*	3			
AC2995.1	Kit squadrette di giunzione ante	*Corner joint kit Sashes*	2			
AC2995.2	Kit squadrette di giunzione ante	*Corner joint kit Sashes*	1			
AG2989L.AB	Prolunga superiore cremonese	*Upper cremonese extention*	opz.	> 2908		
AG2989C	Profilo di copertura aggiuntivo	*Additional covering profile*	opz.	> 2908		
AC1305G	Angolo vulcanizzato per GE1305S	*Vulcanised corner gasket for GE1305S*	4			
AC2608AR	Clips fissaggio fermavetri	*Clips for glazing bead*	var.			
	GUARNIZIONI*	***GASKETS****				
Cod.	Descrizione	*Description*	n°	Dim.		
GU2036	Piattina adesiva morbida esterno vetro	*Soft adhesive shim for external window*	1	2xLT+6xHT		
GU2907TT	Guarnizione sotto vetro	*Under glass gasket*	1	2xLT+6xHT		
GP0095	Guarnizione interna vetro	*Internal glass gasket*	1	2xLT+6xHT		
GE2905S	Guarnizione superiore ante	*Gasket for upper sash*	1	2xLT		
GE1305S	Guarnizione perimetrale ante	*Gasket for side sash*	1	2xLT+4xHT		
GE1142	Guarnizione labirinto centrale	*Gasket for central labyrinth*	1	4xHT		
GU1387	Spazzolino verticale labirinto	*Vertical labyrinth brush + adhesive*	1	4xHT		

** le dimensioni delle guarnizioni sono indicative e devono essere aumentate del 10% per adattamenti e ritiri del materiale nel tempo*

** the gasket dimensions are indicative and have to be increased by 10% owing to adaptation and contractionsof the material over time*

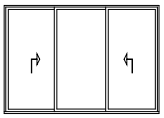

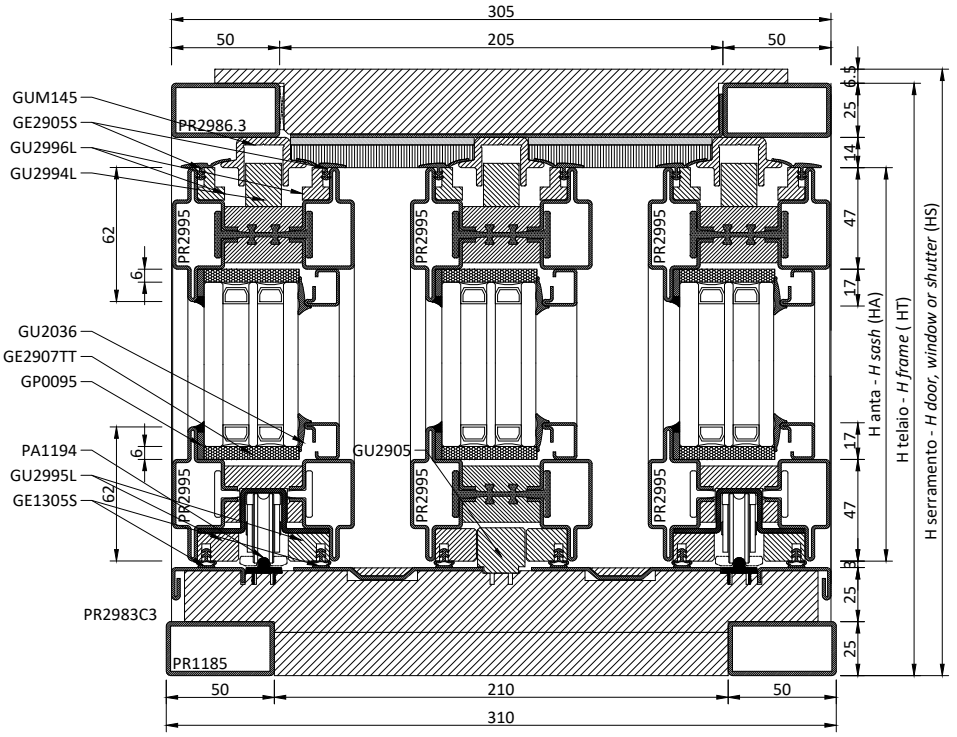
305
50
205
50
GUM145
GE2905S
GU2996L
GU2994L
PR2986.3
PR2995
62
6
GU2036
GE2907TT
GP0095
PA1194
GU2995L
GE1305S
GU2905
PR2983C3
PR1185
6.5
25
14
47
17
H anta - *H sash* (HA)
H telaio - *H frame* (HT)
H serramento - *H door, window or shutter* (HS)
50
210
310

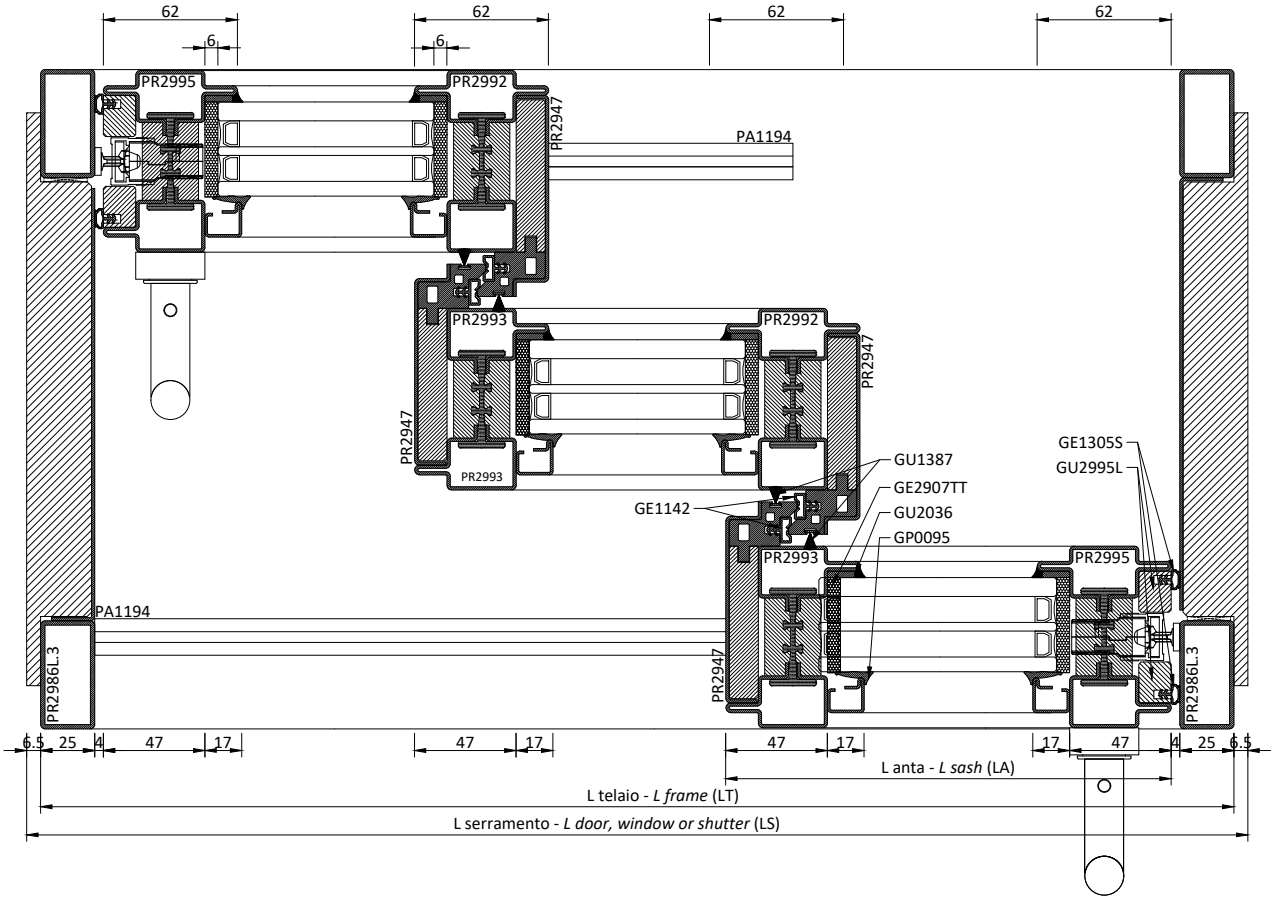
62
6
PR2995
PR2992
PR2947
PA1194
PR2993
GU1387
GE2907TT
GU2036
GP0095
GE1142
GE1305S
GU2995L
PR2986L.3
6.5
25
4
47
17
L anta - *L sash* (LA)
L telaio - *L frame* (LT)
L serramento - *L door, window or shutter* (LS)

	PROFILI	***PROFILES***				
Cod.	Descrizione	*Description*	n°	Dim.	Taglio/*Cutting*	
	Telaio	***Frame***				
PR2986.3	Profilo 50x25	*Profile 50x25*	2	LT	90	90
	Profilo palastico	*Plastic profile*	1	LT	90	90
	Profilo centrale a "L"	*"L" profile*	2	LT/3+17	90	90
	Profilo centrale a "C"	*"C" profile*	2	LT/3-40	90	90
PR2986L.3	Profilo 50x25	*Profile 50x25*	4	HT-25	90	90
	Profilo palastico	*Plastic profile*	2	HT-25	90	90
	Profilo centrale a "L"	*"L" profile*	2	HT-25	90	90
PR1185	Tubo in acciaio 50x25 mm	*50x25 mm steel tube*	2	LT-50	90	90
	Estruso centrale di unione	*Central extrusion junction*	1	LT-50	90	90
PR2983C3	Telaio base - copertina esterna (Part. A)	*Lower frame -external cover (Detail A)*	1	2LT/3-45	90	90
	Telaio base - copertina interna (Part. A)	*Lower frame - internal cover (Detail A)*	1	LT-50	90	90
	Telaio base - copertina centrale (Part. B)	*Lower frame - central cover (Detail B)*	2	LT/3-68	90	90
	Telaio base - copertina centrale (Part. D)	*Lower frame - central cover (Detail D)*	1	LT/3-5	90	90
	Telaio base - copertina esterna (Part. E)	*Lower frame - external cover (Detail E)*	1	LT/3-5	90	90
	Telaio base - profilo poliammide di supporto guide	*Lower frame - polyamide profile of rails*	1	LT-50	90	90
	Guide	***Rail***				
GUM145	Profilo guida superiore anta mobile	*Upper rail of sliding sash*	1	LT/3+17	90	90
GUM145	Profilo guida superiore anta mobile	*Upper rail of sliding sash*	2	2LT/3-17	90	90
PA1194	Profilo guida inferiore	*Lower profile*	1	LT-50	90	90
PA1194	Profilo guida inferiore	*Lower profile*	1	2LT/3-45	90	90
	Anta	***Sash***				
PR2995	Profilo zoccolo	*Bottom rail profile*	6	LT/3+22	45	45
	Profilo zoccolo	*Bottom rail profile*	2	HT-92	45	45
PR2992	Profilo a "T"	*"T" profile*	2	HT-92	45	45
PR2993	Profilo a "Z"	*"Z" profile*	2	HT-92	45	45
PR2947	Profilo labirinto centrale - anta mobile (Part. 1)	*Central labyrinth profile - sliding sash (Detail 1)*	2	HT-92	90	90
	Profilo labirinto centrale - anta mobile (Part. 2-3)	*Central labyrinth profile - sliding sash (Detail 2)*	2	HT-132	90	90
	Profilo labirinto centrale - anta fissa (Part. 1)	*Central labyrinth profile - sliding sash (Detail 1)*	2	HT-92	90	90
	Profilo labirinto centrale - anta fissa (Part. 2-3)	*Central labyrinth profile - sliding sash (Detail 2)*	2	HT-132	90	90
GU2995L	Profilo plastico porta guarnizione perimetrale	*Plastic profile for rebate gasket support*	4	HT-92	45	45
	Profilo plastico porta guarnizione perimetrale	*Plastic profile for rebate gasket support*	2	LT/3+7	45	90
	Profilo plastico porta guarnizione perimetrale	*Plastic profile for rebate gasket support*	2	LT/3+7	90	45
	Profilo plastico porta guarnizione perimetrale	*Plastic profile for rebate gasket support*	2	LT/3-8	90	90
GU2996L	Profilo plastico porta guarnizione superiore	*Plastic profile for rebate gasket support*	2	LT/3+7	90	45
	Profilo plastico porta guarnizione superiore	*Plastic profile for rebate gasket support*	2	LT/3+7	45	90
	Profilo plastico porta guarnizione superiore	*Plastic profile for rebate gasket support*	2	LT/3-8	90	90
GU2994L	Pattino di scorrimento anta mobile e fissa	*Runner for sliding and fixed sash*	3	LT/3+17	90	90
	Fermavetri	***Glazing beads***				
PR2606	Profilo fermavetro	*Glazing bead profile*	6	LT/3-72	45	45
	Profilo fermavetro	*Glazing bead profile*	6	HT-186	45	45
	Vetri	***Glass unit***				
	Vetrocamera	*Double glazing*	2	(LT/3-84)×(HT-198)		
	ACCESSORI	***HARDWARE***				
Cod.	Descrizione	*Description*	n°	Note/*Notes*		
AC2995R.xx	Kit piastrine di giunzione telaio esterno PR2986	*Kit of external frame juction plates PR2986*	4			
AG2992L.AB	Rostro aggiuntivo	*Additional hook bolt*	opz.			
AG2996|7C3.xx	Kit alzante scorrevole	*Lift and slide kit*	1			
ACV___	Maniglione	*Large handle*	2			
AC2995.1	Kit squadrette di giunzione ante	*Corner joint kit Sashes*	2			
AC2995.2	Kit squadrette di giunzione ante	*Corner joint kit Sashes*	1			
AG2989L.AB	Prolunga superiore cremonese	*Upper cremonese extention*	2	>2908		
AG2989C	Profilo di copertura aggiuntivo	*Additional covering profile*	2	>2908		
AC1305G	Angolo vulcanizzato per GE1305S	*Vulcanised corner gasket for GE1305S*	4			
AC2608AR	Clips fissaggio fermavetri	*Clips for glazing bead*	var.			
	GUARNIZIONI*	***GASKETS****				
Cod.	Descrizione	*Description*	n°	Dim.		
GU2036	Piattina adesiva morbida esterno vetro	*Soft adhesive shim for external window*	1	2xLT+6xHT		
GU2907TT	Guarnizione sotto vetro	*Under glass gasket*	1	2xLT+6xHT		
GP0095	Guarnizione interna vetro	*Internal glass gasket*	1	2xLT+6xHT		
GE2905S	Guarnizione superiore ante	*Gasket for upper sash*	1	2xLT		
GE1305S	Guarnizione perimetrale ante	*Gasket for side sash*	1	2xLT+4xHT		
GE1142	Guarnizione labirinto centrale	*Gasket for central labyrinth*	1	4xHT		
GU1387	Spazzolino verticale labirinto	*Vertical labyrinth brush + adhesive*	1	4xHT		

** le dimensioni delle guarnizioni sono indicative e devono essere aumentate del 10% per adattamenti e ritiri del materiale nel tempo*

** the gasket dimensions are indicative and have to be increased by 10% owing to adaptation and contractionsof the material over time*

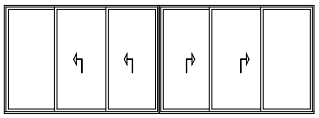

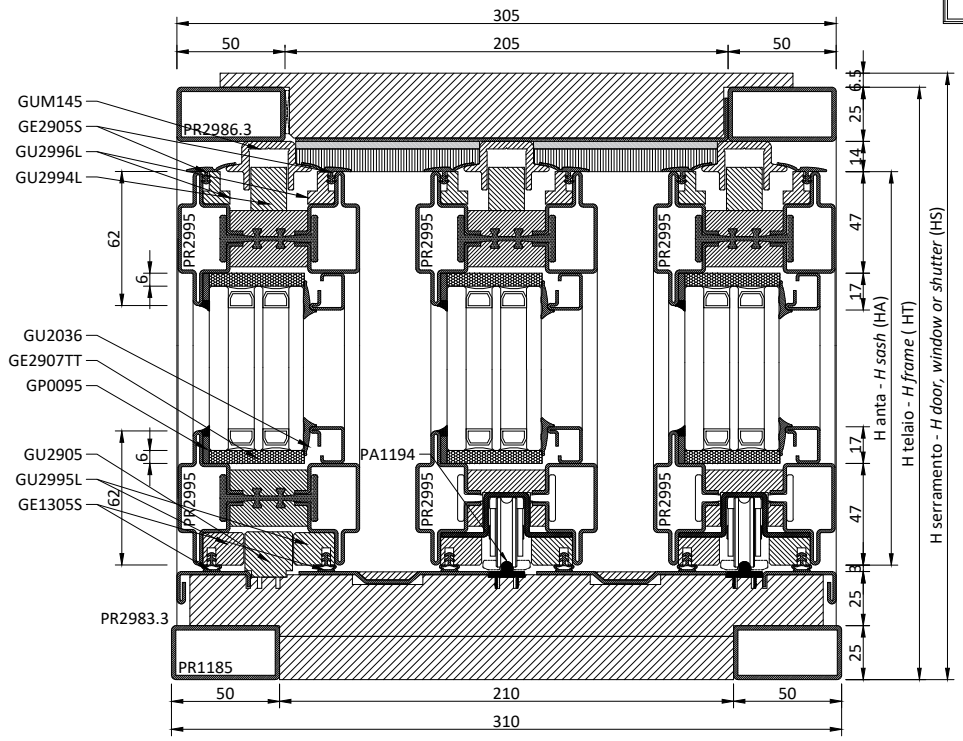
305
50
205
50
GUM145
GE2905S
GU2996L
GU2994L
PR2986.3
PR2995
62
6
GU2036
GE2907TT
GP0095
GU2905
GU2995L
GE1305S
PA1194
PR2983.3
PR1185
6.5
25
14
47
17
H anta - *H sash* (HA)
H telaio - *H frame* (HT)
H serramento - *H door, window or shutter* (HS)
50
210
310

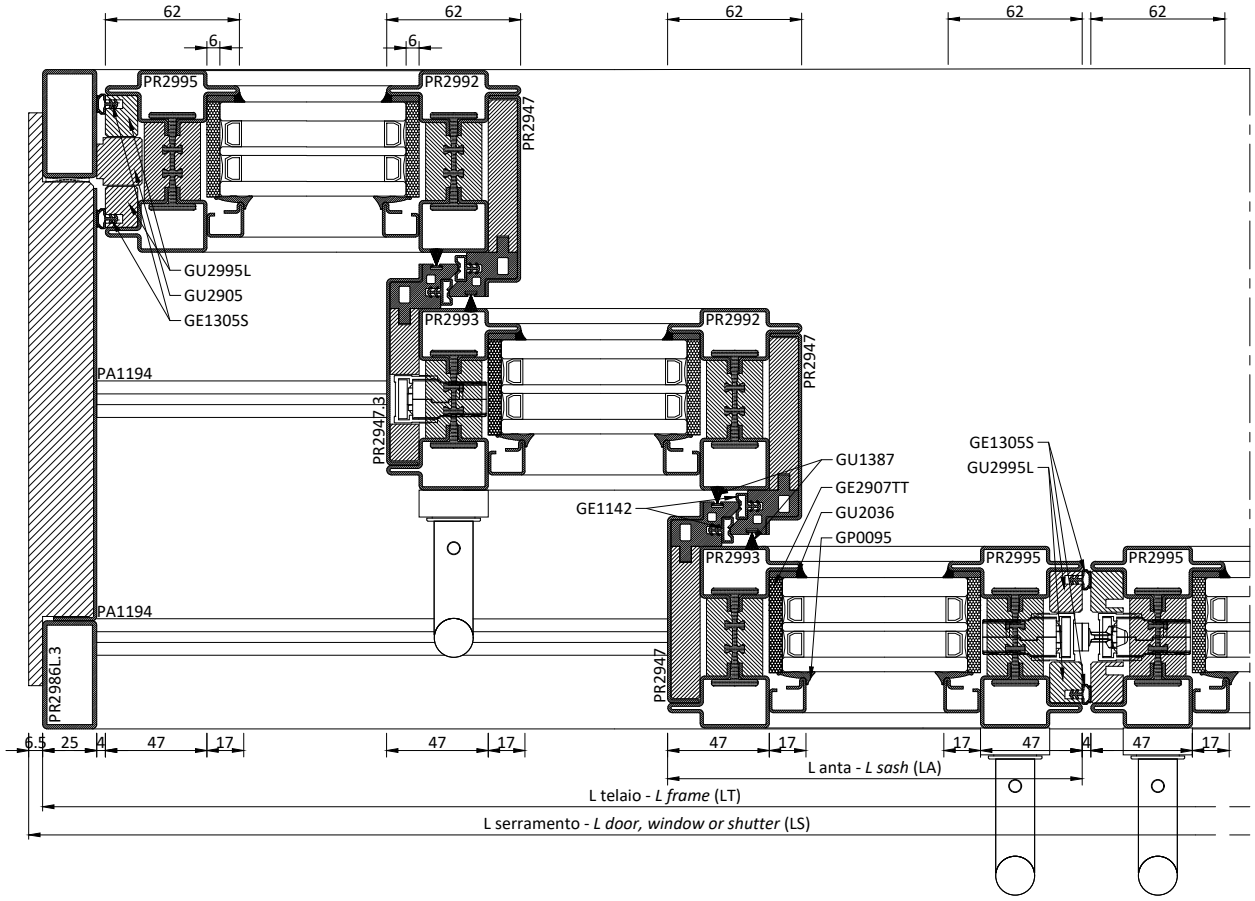
62
6
PR2995
PR2992
PR2947
GU2995L
GU2905
GE1305S
PR2993
PA1194
PR2947.3
GU1387
GE2907TT
GE1142
GU2036
GP0095
GE1305S
GU2995L
PR2986L.3
6.5
25
4
47
17
L anta - *L sash* (LA)
L telaio - *L frame* (LT)
L serramento - *L door, window or shutter* (LS)

	PROFILI	***PROFILES***				
Cod.	Descrizione	*Description*	n°	Dim.	Taglio/*Cutting*	
	Telaio	***Frame***				
PR2986.3	Profilo 50x25	*Profile 50x25*	2	LT	90	90
	Profilo plastico	*Plastic profile*	1	LT	90	90
	Profilo centrale a "L"	*"L" profile*	2	LT/6+26	90	90
	Profilo centrale a "C"	*"C" profile*	2	LT/6-31	90	90
	Profilo centrale a "L"	*"L" profile*	1	LT/3-1	90	90
PR2986L.3	Profilo 50x25	*Profile 50x25*	4	HT-25	90	90
	Profilo plastico	*Plastic profile*	2	HT-25	90	90
	Profilo centrale a "L"	*"L" profile*	2	HT-25	90	90
PR1185	Tubo in acciaio 50x25 mm	*50x25 mm steel tube*	2	LT-50	90	90
	Estruso centrale di unione	*Central extrusion junction*	1	LT-50	90	90
PR2983.3	Telaio base - copertina esterna (Part. A)	*Lower frame - external cover (Detail A)*	2	LT/6+4	90	90
	Telaio base - copertina interna (Part. A)	*Lower frame - internal cover (Detail A)*	1	LT-50	90	90
	Telaio base - copertina centrale (Part. B)	*Lower frame - central cover (Detail B)*	2	LT/6-24	90	90
	Telaio base - copertina centrale (Part. B)	*Lower frame - central cover (Detail B)*	2	LT/3-55	90	90
	Telaio base - copertina esterna (Part. C)	*Lower frame - external cover (Detail C)*	2	LT/6-31	90	90
	Telaio base - copertina esterna (Part. E)	*Lower frame - external cover (Detail E)*	1	LT/3+4	90	90
	Telaio base - profilo poliammide di supporto guide	*Lower frame - polyamide profile of rails*	1	LT-50	90	90
	Guide	***Rail***				
GUM145	Profilo guida superiore anta mobile	*Upper rail of sliding sash*	1	LT-50	90	90
GUM145	Profilo guida superiore anta mobile	*Upper rail of sliding sash*	2	LT/3+1,5	90	90
GUM145	Profilo guida superiore anta fissa	*Upper rail of sliding sash*	2	LT/6+32,5	90	90
PA1194	Profilo guida inferiore	*Lower profile*	1	LT-50	90	90
PA1194	Profilo guida inferiore	*Lower profile*	2	LT/3-30	90	90
	Anta	***Sash***				
PR2995	Profilo zoccolo	*Bottom rail profile*	12	LT/6+31	45	45
	Profilo zoccolo	*Bottom rail profile*	4	HT-92	45	45
PR2992	Profilo a "T"	*"T" profile*	4	HT-92	45	45
PR2993	Profilo a "Z"	*"Z" profile*	4	HT-92	45	45
PR2947	Profilo labirinto centrale - anta mobile (Part. 1)	*Central labyrinth profile - sliding sash (Detail 1)*	4	HT-92	90	90
	Profilo labirinto centrale - anta mobile (Part. 2-3)	*Central labyrinth profile - sliding sash (Detail 2)*	4	HT-132	90	90
	Profilo labirinto centrale - anta fissa (Part. 1)	*Central labyrinth profile - sliding sash (Detail 1)*	2	HT-92	90	90
	Profilo labirinto centrale - anta fissa (Part. 2-3)	*Central labyrinth profile - sliding sash (Detail 2)*	2	HT-132	90	90
PR2947.3	Profilo labirinto centrale - anta mobile (Part. 1)	*Central labyrinth profile - sliding sash (Detail 1)*	2	HT-92	90	90
	Profilo labirinto centrale - anta mobile (Part. 2-3-4)	*Central labyrinth profile - sliding sash (Detail 2)*	2	HT-132	90	90
GU2995L	Profilo plastico porta guarnizione perimetrale	*Plastic profile for rebate gasket support*	8	HT-92	45	45
	Profilo plastico porta guarnizione perimetrale	*Plastic profile for rebate gasket support*	4	LT/6+16	45	90
	Profilo plastico porta guarnizione perimetrale	*Plastic profile for rebate gasket support*	4	LT/6+16	90	45
	Profilo plastico porta guarnizione perimetrale	*Plastic profile for rebate gasket support*	4	LT/6+1	90	90
GU2996L	Profilo plastico porta guarnizione superiore	*Plastic profile for rebate gasket support*	4	LT/6+16	90	45
	Profilo plastico porta guarnizione superiore	*Plastic profile for rebate gasket support*	4	LT/6+16	45	90
	Profilo plastico porta guarnizione superiore	*Plastic profile for rebate gasket support*	4	LT/6+1	90	90
GU2994L	Pattino di scorrimento anta mobile e fissa	*Plastic profile for rebate gasket support*	6	LT/6+26	90	90
GU2905	Estruso di compensazione	*Compensation extrusion*	2	LT/6-49	90	90
	Estruso di compensazione	*Compensation extrusion*	2	HT-107	90	90
	Fermavetri	***Glazing beads***				
PR2606	Profilo fermavetro	*Glazing bead profile*	6	LT/6-63	45	45
	Profilo fermavetro	*Glazing bead profile*	6	HT-186	45	45
	Vetri	***Glass unit***				
	Vetrocamera	*Double glazing*	2	(LT/6-75)×(HT-198)		
	ACCESSORI	***HARDWARE***				
Cod.	Descrizione	*Description*	n°	Note/*Notes*		
AC2995R.xx	Kit piastrine di giunzione telaio esterno PR2986	*Kit of external frame juction plates PR2986*	4			
AG2992L.EF	Rostro aggiuntivo	*Additional hook bolt*	opz.			
AG2996E3.xx	Kit alzante scorrevole	*Lift and slide kit*	1			
ACV___	Maniglione	*Large handle*	4			
AC2995.1	Kit squadrette di giunzione ante	*Corner joint kit Sashes*	4			
AC2995.2	Kit squadrette di giunzione ante	*Corner joint kit Sashes*	2			
AG2989L.EF	Prolunga superiore cremonese	*Upper cremonese extention*	4	>2908		
AG2989C	Profilo di copertura aggiuntivo	*Additional covering profile*	4	>2908		
AC1305G	Angolo vulcanizzato per GE1305S	*Vulcanised corner gasket for GE1305S*	6			
AC2608AR	Clips fissaggio fermavetri	*Clips for glazing bead*	var.			
	GUARNIZIONI*	***GASKETS****				
Cod.	Descrizione	*Description*	n°	Dim.		
GU2036	Piattina adesiva morbida esterno vetro	*Soft adhesive shim for external window*	1	2xLT+12xHT		
GU2907TT	Guarnizione sotto vetro	*Under glass gasket*	1	2xLT+12xHT		
GP0095	Guarnizione interna vetro	*Internal glass gasket*	1	2xLT+12xHT		
GE2905S	Guarnizione superiore ante	*Gasket for upper sash*	1	2xLT		
GE1305S	Guarnizione perimetrale ante	*Gasket for side sash*	1	2xLT+6xHT		
GE1142	Guarnizione labirinto centrale	*Gasket for central labyrinth*	1	8xHT		
GU1387	Spazzolino verticale labirinto	*Vertical labyrinth brush + adhesive*	1	8xHT		

** le dimensioni delle guarnizioni sono indicative e devono essere aumentate del 10% per adattamenti e ritiri del materiale nel tempo*

** the gasket dimensions are indicative and have to be increased by 10% owing to adaptation and contractionsof the material over time*

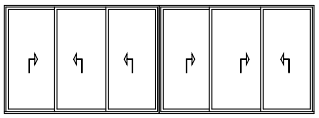

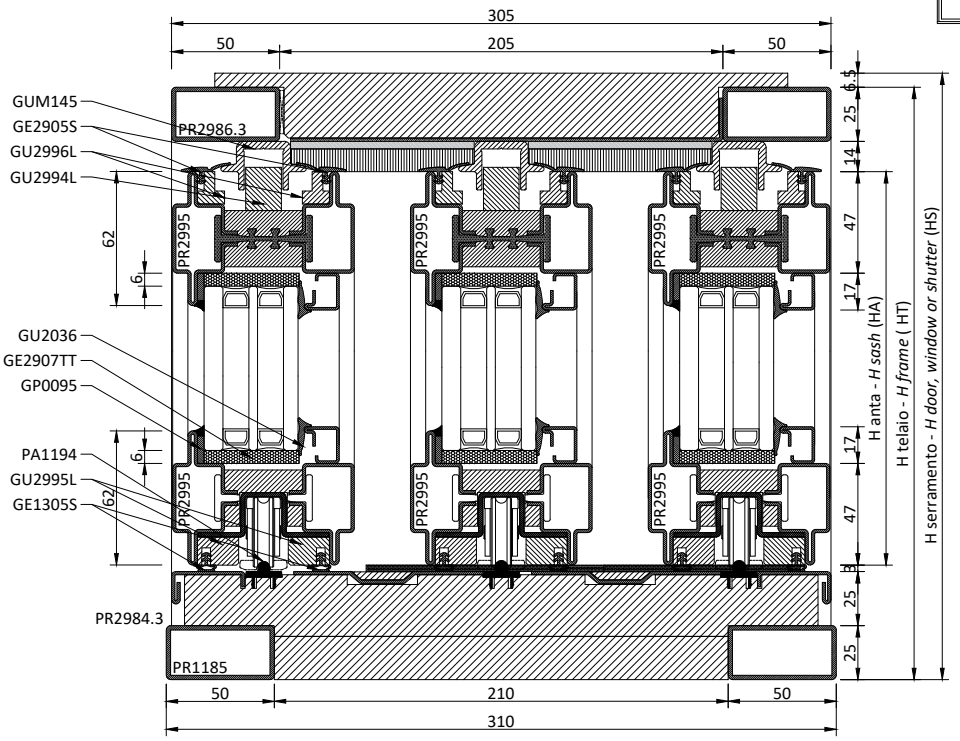
305
50
205
50
GUM145
GE2905S
GU2996L
GU2994L
PR2986.3
62
6
PR2995
GU2036
GE2907TT
GP0095
PA1194
GU2995L
GE1305S
PR2984.3
PR1185
6.5
25
14
47
17
H anta - *H sash* (HA)
H telaio - *H frame* (HT)
H serramento - *H door, window or shutter* (HS)
50
210
50
310

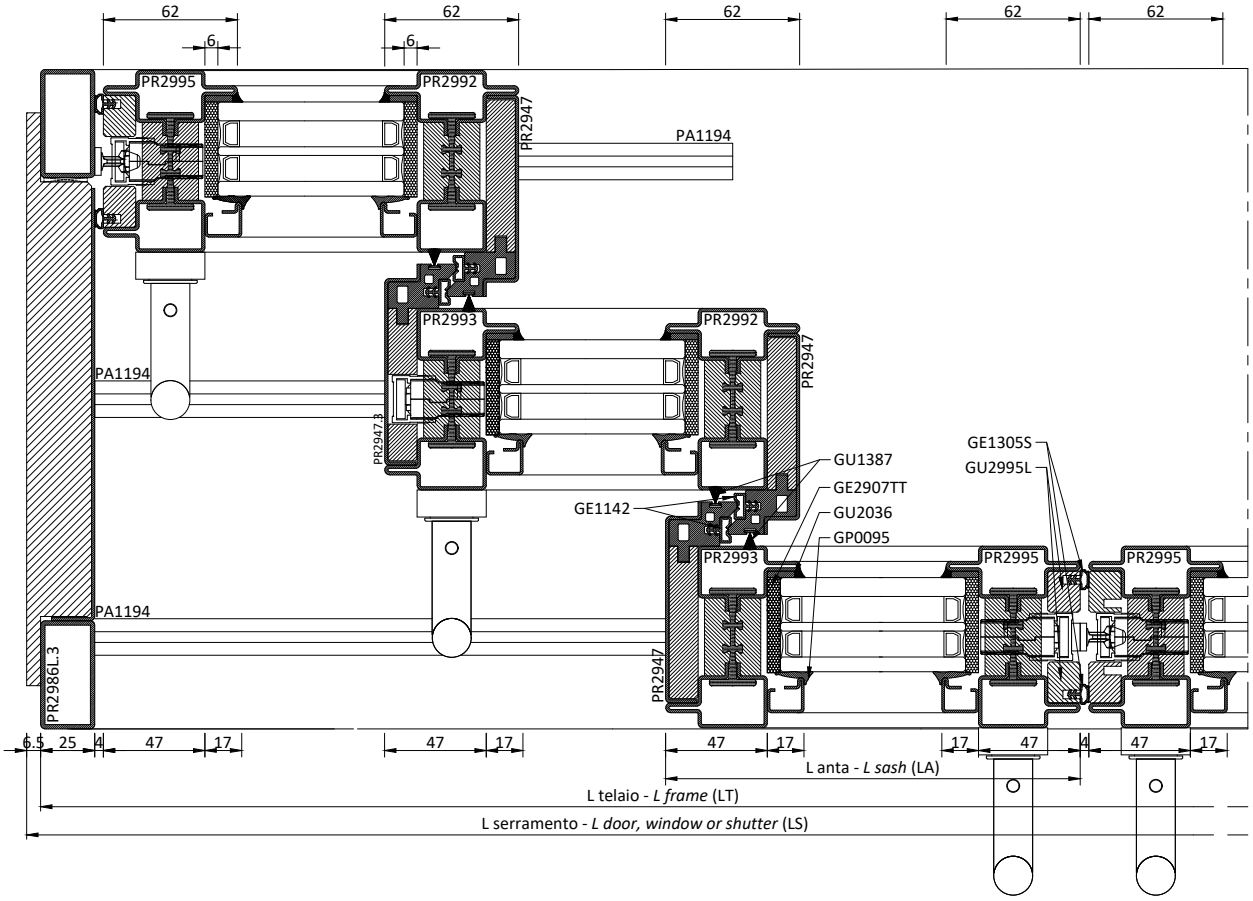
62
6
PR2995
PR2992
PR2947
PA1194
PR2993
PR2947.3
GU1387
GE2907TT
GE1142
GU2036
GP0095
GE1305S
GU2995L
PR2986L.3
6.5
25
4
47
17
L anta - *L sash* (LA)
L telaio - *L frame* (LT)
L serramento - *L door, window or shutter* (LS)

	PROFILI	***PROFILES***				
Cod.	Descrizione	*Description*	n°	Dim.	Taglio/*Cutting*	
	Telaio	***Frame***				
PR2986.3	Profilo 50x25	*Profile 50x25*	2	LT	90	90
	Profilo palastico	*Plastic profile*	1	LT	90	90
	Profilo centrale a "L"	*"L" profile*	2	LT/6+26	90	90
	Profilo centrale a "C"	*"C" profile*	2	LT/6-31	90	90
	Profilo centrale a "L"	*"L" profile*	1	LT/3-1	90	90
PR2986L.3	Profilo 50x25	*Profile 50x25*	4	HT-25	90	90
	Profilo palastico	*Plastic profile*	2	HT-25	90	90
	Profilo centrale a "L"	*"L" profile*	2	HT-25	90	90
PR1185	Tubo in acciaio 50x25 mm	*50x25 mm steel tube*	2	LT-50	90	90
	Estruso centrale di unione	*Central extrusion junction*	1	LT-50	90	90
PR2984.3	Telaio base - copertina esterna (Part. A)	*Lower frame - external cover (Detail A)*	2	LT/3-27	90	90
	Telaio base - copertina interna (Part. A)	*Lower frame - internal cover (Detail A)*	1	LT-50	90	90
	Telaio base - copertina centrale (Part. B)	*Lower frame - central cover (Detail B)*	2	LT/6-24	90	90
	Telaio base - copertina centrale (Part. B)	*Lower frame - central cover (Detail B)*	2	LT/6-59	90	90
	Telaio base - copertina centrale (Part. B)	*Lower frame - central cover (Detail B)*	2	LT/3-55	90	90
	Telaio base - copertina esterna (Part. E)	*Lower frame - external cover (Detail E)*	1	LT/3+4	90	90
	Telaio base - profilo poliammide di supporto guide	*Lower frame - polyamide profile of rails*	1	LT-50	90	90
	Guide	***Rail***				
GUM145	Profilo guida superiore anta mobile	*Upper rail of sliding sash*	1	LT-50	90	90
GUM145	Profilo guida superiore anta mobile	*Upper rail of sliding sash*	4	LT/3	90	90
PA1194	Profilo guida inferiore	*Lower profile*	1	LT-50	90	90
PA1194	Profilo guida inferiore	*Lower profile*	4	LT/3-30	90	90
	Anta	***Sash***				
PR2995	Profilo zoccolo	*Bottom rail profile*	12	LT/6+31	45	45
	Profilo zoccolo	*Bottom rail profile*	4	HT-92	45	45
PR2992	Profilo a "T"	*"T" profile*	4	HT-92	45	45
PR2993	Profilo a "Z"	*"Z" profile*	4	HT-92	45	45
PR2947	Profilo labirinto centrale - anta mobile (Part. 1)	*Central labyrinth profile - sliding sash (Detail 1)*	6	HT-92	90	90
	Profilo labirinto centrale - anta mobile (Part. 2-3)	*Central labyrinth profile - sliding sash (Detail 2)*	6	HT-132	90	90
PR2947.3	Profilo labirinto centrale - anta mobile (Part. 1)	*Central labyrinth profile - sliding sash (Detail 1)*	2	HT-92	90	90
	Profilo labirinto centrale - anta mobile (Part. 2-3-4)	*Central labyrinth profile - sliding sash (Detail 2)*	2	HT-132	90	90
GU2995L	Profilo plastico porta guarnizione perimetrale	*Plastic profile for rebate gasket support*	8	HT-92	45	45
	Profilo plastico porta guarnizione perimetrale	*Plastic profile for rebate gasket support*	4	LT/6+16	45	90
	Profilo plastico porta guarnizione perimetrale	*Plastic profile for rebate gasket support*	4	LT/6+16	90	45
	Profilo plastico porta guarnizione perimetrale	*Plastic profile for rebate gasket support*	4	LT/6+1	90	90
GU2996L	Profilo plastico porta guarnizione superiore	*Plastic profile for rebate gasket support*	4	LT/6+16	90	45
	Profilo plastico porta guarnizione superiore	*Plastic profile for rebate gasket support*	4	LT/6+16	45	90
	Profilo plastico porta guarnizione superiore	*Plastic profile for rebate gasket support*	4	LT/6+1	90	90
GU2994L	Pattino di scorrimento anta mobile e fissa	*Runner for sliding and fixed sash*	6	LT/6+26	90	90
	Fermavetri	***Glazing beads***				
PR2606	Profilo fermavetro	*Glazing bead profile*	6	LT/6-63	45	45
	Profilo fermavetro	*Glazing bead profile*	6	HT-186	45	45
	Vetri	***Glass unit***				
	Vetrocamera	*Double glazing*	2	(LT/6-75)×(HT-198)		
	ACCESSORI	***HARDWARE***				
Cod.	Descrizione	*Description*	n°	Note/*Notes*		
AC2995R.xx	Kit piastrine di giunzione telaio esterno PR2986	*Kit of external frame juction plates PR2986*	4			
AG2992L.EF	Rostro aggiuntivo	*Additional hook bolt*	opz.			
AG2996F3.xx	Kit alzante scorrevole	*Lift and slide kit*	1			
ACV___	Maniglione	*Large handle*	6			
AC2995.1	Kit squadrette di giunzione ante	*Corner joint kit Sashes*	4			
AC2995.2	Kit squadrette di giunzione ante	*Corner joint kit Sashes*	2			
AG2989L.EF	Prolunga superiore cremonese	*Upper cremonese extention*	2	>2908		
AG2989C	Profilo di copertura aggiuntivo	*Additional covering profile*	2	>2908		
AC1305G	Angolo vulcanizzato per GE1305S	*Vulcanised corner gasket for GE1305S*	6			
AC2608AR	Clips fissaggio fermavetri	*Clips for glazing bead*	var.			
	GUARNIZIONI*	***GASKETS****				
Cod.	Descrizione	*Description*	n°	Dim.		
GU2036	Piattina adesiva morbida esterno vetro	*Soft adhesive shim for external window*	1	2xLT+12xHT		
GU2907TT	Guarnizione sotto vetro	*Under glass gasket*	1	2xLT+12xHT		
GP0095	Guarnizione interna vetro	*Internal glass gasket*	1	2xLT+12xHT		
GE2905S	Guarnizione superiore ante	*Gasket for upper sash*	1	2xLT		
GE1305S	Guarnizione perimetrale ante	*Gasket for side sash*	1	2xLT+6xHT		
GE1142	Guarnizione labirinto centrale	*Gasket for central labyrinth*	1	8xHT		
GU1387	Spazzolino verticale labirinto	*Vertical labyrinth brush + adhesive*	1	8xHT		

** le dimensioni delle guarnizioni sono indicative e devono essere aumentate del 10% per adattamenti e ritiri del materiale nel tempo*

** the gasket dimensions are indicative and have to be increased by 10% owing to adaptation and contractionsof the material over time*

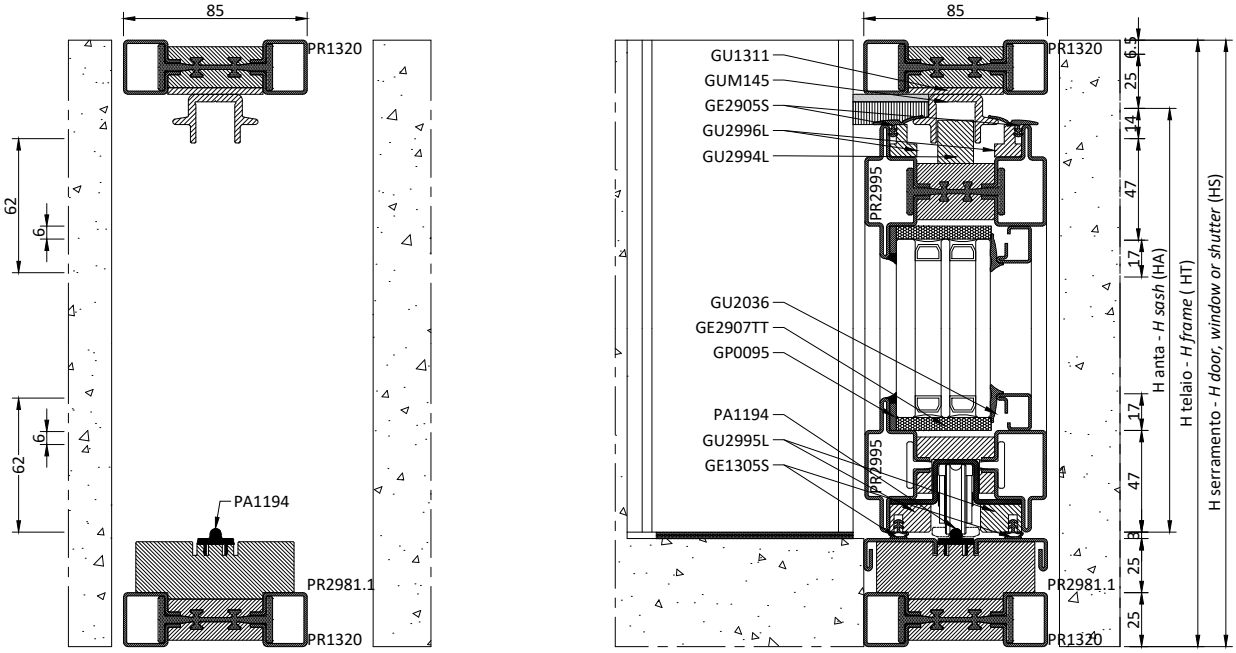
85
PR1320
62
6
62
6
PA1194
PR2981.1
PR1320
85
PR1320
GU1311
GUM145
GE2905S
GU2996L
GU2994L
PR2995
GU2036
GE2907TT
GP0095
PA1194
GU2995L
GE1305S
PR2995
PR2981.1
PR1320
6.5
25
14
47
17
17
47
25
25
H anta - *H sash* (HA)
H telaio - *H frame* (HT)
H serramento - *H door, window or shutter* (HS)

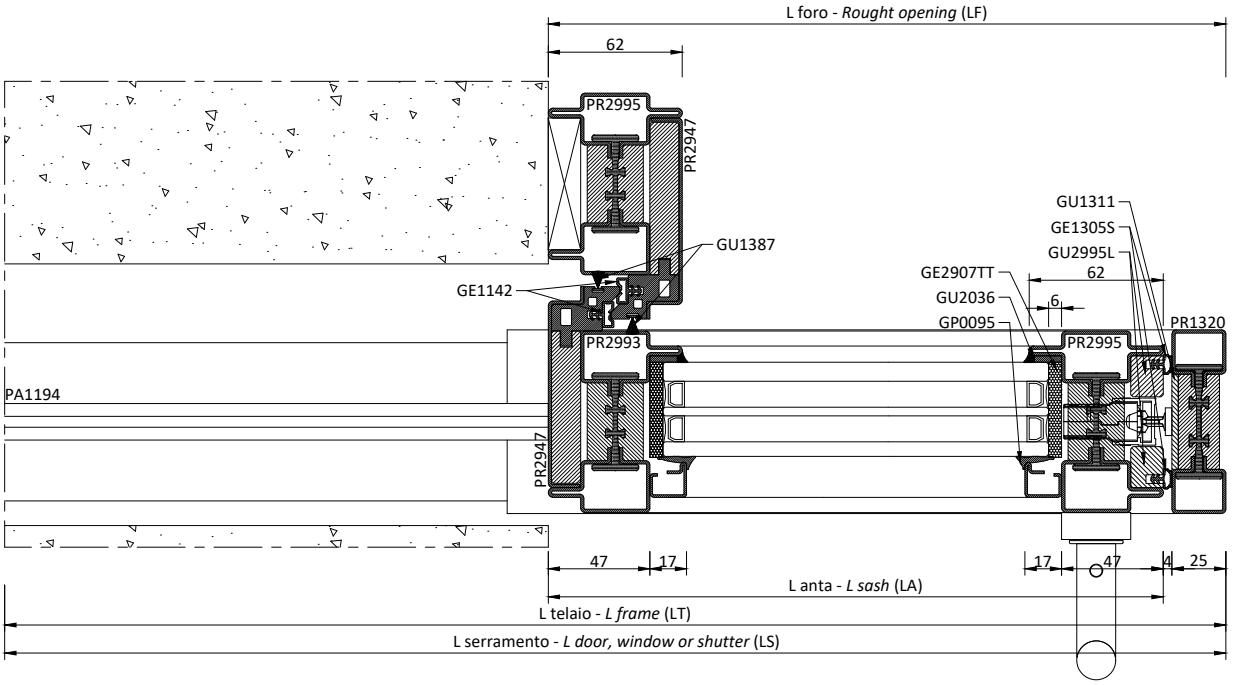
L foro - *Rought opening* (LF)
62
PR2995
PR2947
GU1387
GE1142
PR2993
PA1194
PR2947
GU1311
GE1305S
GU2995L
GE2907TT
62
GU2036
6
GP0095
PR1320
PR2995
47
17
17
47
4
25
L anta - *L sash* (LA)
L telaio - *L frame* (LT)
L serramento - *L door, window or shutter* (LS)

	PROFILI	***PROFILES***				
Cod.	Descrizione	*Description*	n°	Dim.	Taglio/*Cutting*	
	Telaio	***Frame***				
PR1320	Profilo	*Profile*	2	2LF-34	90	90
	Profilo	*Profile*	1	HT	90	90
GU1311	profilo plastico spessore	*plastic shim profile*	1	2LF-56	90	90
	profilo plastico spessore	*plastic shim profile*	1	HT-44	90	90
PR2981.1	Telaio base - copertina esterna (Part. A)	*Lower frame - external cover (Detail A)*	1	LF-88	90	90
	Telaio base - copertina interna (Part. A)	*Lower frame - internal cover (Detail A)*	1	LF-6	90	90
	Telaio base - profilo poliammide di supporto guide	*Lower frame - polyamide profile of rails*	1	2LF-59	90	90
	Guide	***Rail***				
GUM145	Profilo guida superiore anta mobile	*Upper rail of sliding sash*	1	2LF-59	90	90
PA1194	Profilo guida inferiore	*Lower profile*	1	2LF-59	90	90
	Anta	***Sash***				
PR2995	Profilo zoccolo	*Bottom rail profile*	2	LF-29	45	45
	Profilo zoccolo	*Bottom rail profile*	2	HT-92	45	45
	Profilo zoccolo	*Bottom rail profile*	1	HT-53	90	90
PR2993	Profilo a "Z"	*"Z" profile*	1	HT-92	45	45
PR2947	Profilo labirinto centrale - anta mobile (Part. 1)	*Central labyrinth profile - sliding sash (Detail 1)*	1	HT-92	90	90
	Profilo labirinto centrale - anta mobile (Part. 2-3)	*Central labyrinth profile - sliding sash (Detail 2)*	1	HT-132	90	90
	Profilo labirinto centrale - anta fissa (Part. 1)	*Central labyrinth profile - sliding sash (Detail 1)*	1	HT-53	90	90
	Profilo labirinto centrale - anta fissa (Part. 2-3)	*Central labyrinth profile - sliding sash (Detail 2)*	1	HT-93	90	90
GU2995L	Profilo plastico porta guarnizione perimetrale	*Plastic profile for rebate gasket support*	2	HT-92	45	45
	Profilo plastico porta guarnizione perimetrale	*Plastic profile for rebate gasket support*	1	LF-44	45	90
	Profilo plastico porta guarnizione perimetrale	*Plastic profile for rebate gasket support*	1	LF-44	90	45
GU2996L	Profilo plastico porta guarnizione superiore	*Plastic profile for rebate gasket support*	1	LF-44	90	45
	Profilo plastico porta guarnizione superiore	*Plastic profile for rebate gasket support*	1	LF-44	45	90
GU2994L	Pattino di scorrimento anta mobile e fissa	*Runner for sliding and fixed sash*	1	LF-34	90	90
	Fermavetri	***Glazing beads***				
PR2606	Profilo fermavetro	*Glazing bead profile*	4	LF-123	45	45
	Profilo fermavetro	*Glazing bead profile*	4	HT-186	45	45
	Vetri	***Glass unit***				
	Vetrocamera	*Double glazing*	2	(LF-135)×(HT-198)		
	ACCESSORI	***HARDWARE***				
Cod.	Descrizione	*Description*	n°	Note/*Notes*		
AC1730I	Squadretta di unione per telaio PR1320	*Corner joint for frame PR1320*	2			
AG2992L.AB	Rostro aggiuntivo	*Additional hook bolt*	opz.			
AG2996|7S1.xx	Kit alzante scorrevole	*Lift and slide kit*	1			
ACV___	Maniglione	*Large handle*	1			
AC2995.1	Kit squadrette di giunzione ante	*Corner joint kit Sashes*	1			
AG2989L.AB	Prolunga superiore cremonese	*Upper cremonese extention*	1	>2908		
AG2989C	Profilo di copertura aggiuntivo	*Additional covering profile*	1	>2908		
AC1305G	Angolo vulcanizzato per GE1305S	*Vulcanised corner gasket for GE1305S*	2			
AC2608AR	Clips fissaggio fermavetri	*Clips for glazing bead*	var.			
	GUARNIZIONI*	***GASKETS****				
Cod.	Descrizione	*Description*	n°	Dim.		
GU2036	Piattina adesiva morbida esterno vetro	*Soft adhesive shim for external window*	1	2xLF+2xHT		
GU2907TT	Guarnizione sotto vetro	*Under glass gasket*	1	2xLF+2xHT		
GP0095	Guarnizione interna vetro	*Internal glass gasket*	1	2xLF+2xHT		
GE2905S	Guarnizione superiore ante	*Gasket for upper sash*	1	2xLF		
GE1305S	Guarnizione perimetrale ante	*Gasket for side sash*	1	2xLF+2xHT		
GE1142	Guarnizione labirinto centrale	*Gasket for central labyrinth*	1	2xHT		
GU1387	Spazzolino verticale labirinto	*Vertical labyrinth brush + adhesive*	1	2xHT		

** le dimensioni delle guarnizioni sono indicative e devono essere aumentate del 10% per adattamenti e ritiri del materiale nel tempo*

** the gasket dimensions are indicative and have to be increased by 10% owing to adaptation and contractionsof the material over time*

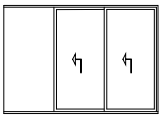

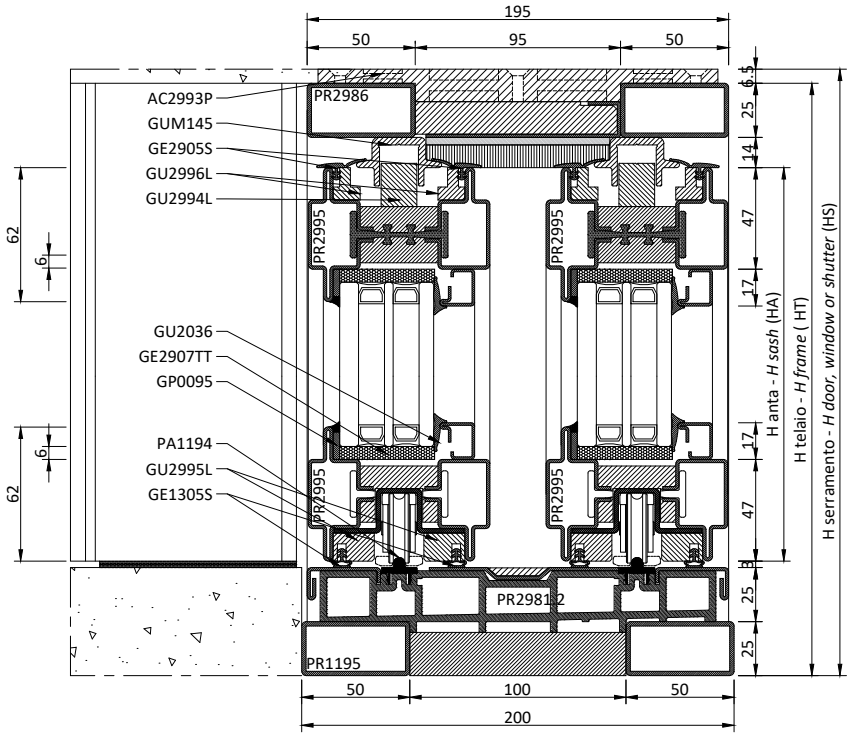
195
50
95
50
AC2993P
GUM145
GE2905S
GU2996L
GU2994L
GU2036
GE2907TT
GP0095
PA1194
GU2995L
GE1305S
PR2986
PR2995
PR2995
PR2995
PR2995
PR29812
PR1195
62
6
62
6
6,5
25
14
47
17
17
47
3
25
25
H anta - *H sash* (HA)
H telaio - *H frame* (HT)
H serramento - *H door, window or shutter* (HS)
50
100
50
200

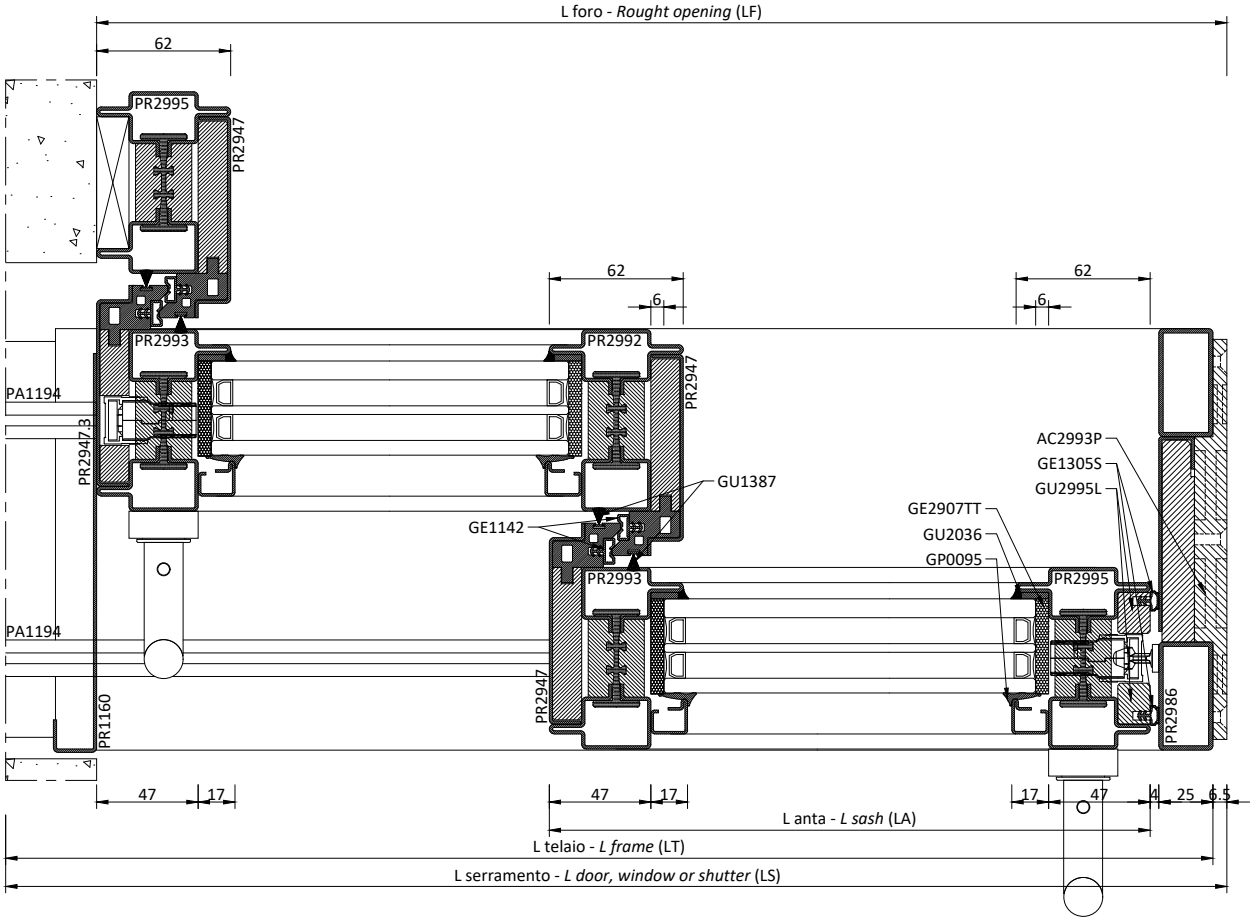
L foro - *Rought opening* (LF)
62
PR2995
PR2947
62
6
62
6
PR2993
PR2992
PR2947
PA1194
PR2947,3
GU1387
GE1142
AC2993P
GE1305S
GU2995L
GE2907TT
GU2036
GP0095
PR2995
PR2993
PA1194
PR2947
PR1160
PR2986
47
17
47
17
17
47
4
25
6,5
L anta - *L sash* (LA)
L telaio - *L frame* (LT)
L serramento - *L door, window or shutter* (LS)

	PROFILI	***PROFILES***				
Cod.	Descrizione	*Description*	n°	Dim.	Taglio/*Cutting*	
	Telaio	***Frame***				
PR2986	Profilo 50x25	*Profile 50x25*	2	LT	90	90
	Profilo 50x25	*Profile 50x25*	4	HT-25	90	90
	Profilo plastico	*Plastic profile*	2	LT/2	90	90
	Profilo plastico	*Plastic profile*	2	HT-25	90	90
	Profilo centrale a "C"	*"C" profile*	2	LT/2-3	90	90
	Profilo centrale a "C"	*"C" profile*	2	HT-25	90	90
PR1195	Tubo in acciaio 50x25 mm	*50x25 mm steel tube*	2	LT-50	90	90
	Estruso centrale di unione	*Central extrusion junction*	1	LT-50	90	90
PR2983	Telaio base - copertina esterna (Part. A)	*Lower frame - external cover (Detail A)*	1	LT/2-25	90	90
	Telaio base - copertina interna (Part. A)	*Lower frame - internal cover (Detail A)*	1	LT-50	90	90
	Telaio base - copertina centrale (Part. B)	*Lower frame - central cover (Detail B)*	1	LT/2-53	90	90
	Telaio base - copertina esterna (Part. C)	*Lower frame - external cover (Detail C)*	1	LT/2-25	90	90
	Telaio base - profilo poliammide di supporto guide	*Lower frame - polyamide profile of rails*	1	LT-50	90	90
	Guide	***Rail***				
GUM145	Profilo guida superiore anta mobile	*Upper rail of sliding sash*	1	LT-50	90	90
	Profilo guida superiore anta fissa	*Upper rail of fixed sash*	1	LT/2+3	90	90
PA1194	Profilo guida inferiore	*Lower profile*	1	LT-50	90	90
	Anta	***Sash***				
PR2995	Profilo zoccolo	*Bottom rail profile*	4	LT/2+2	45	45
	Profilo zoccolo	*Bottom rail profile*	2	HT-92	45	45
PR2992	Profilo a "T"	*"T" profile*	1	HT-92	45	45
PR2993	Profilo a "Z"	*"Z" profile*	1	HT-92	45	45
PR2947	Profilo labirinto centrale - anta mobile (Part. 1)	*Central labyrinth profile - sliding sash (Detail 1)*	1	HT-92	90	90
	Profilo labirinto centrale - anta mobile (Part. 2-3)	*Central labyrinth profile - sliding sash (Detail 2)*	1	HT-132	90	90
	Profilo labirinto centrale - anta fissa (Part. 1)	*Central labyrinth profile - sliding sash (Detail 1)*	1	HT-92	90	90
	Profilo labirinto centrale - anta fissa (Part. 2-3)	*Central labyrinth profile - sliding sash (Detail 2)*	1	HT-132	90	90
GU2995L	Profilo plastico porta guarnizione perimetrale	*Plastic profile for rebate gasket support*	4	HT-92	45	45
	Profilo plastico porta guarnizione perimetrale	*Plastic profile for rebate gasket support*	2	LT/2-13	45	90
	Profilo plastico porta guarnizione perimetrale	*Plastic profile for rebate gasket support*	2	LT/2-13	90	45
GU2996L	Profilo plastico porta guarnizione superiore	*Plastic profile for rebate gasket support*	2	LT/2-13	90	45
	Profilo plastico porta guarnizione superiore	*Plastic profile for rebate gasket support*	2	LT/2-13	45	90
GU2994L	Pattino di scorrimento anta mobile e fissa	*Runner for sliding and fixed sash*	2	LT/2-3	90	90
GU2905	Estruso di compensazione	*Compensation extrusion*	1	HT-107	90	90
	Estruso di compensazione	*Compensation extrusion*	1	LT/2-78	90	90
	Fermavetri	***Glazing beads***				
PR2606	Profilo fermavetro	*Glazing bead profile*	4	LT/2-92	45	45
	Profilo fermavetro	*Glazing bead profile*	4	HT-186	45	45
	Vetri	***Glass unit***				
	Vetrocamera	*Double glazing*	2	(LT/2-104)×(HT-198)		
	ACCESSORI	***HARDWARE***				
Cod.	Descrizione	*Description*	n°	Note/*Notes*		
AC2995R.xx	Kit piastrine di giunzione telaio esterno PR2986	*Kit of external frame juction plates PR2986*	4			
AC2993P	Accessorio assiemaggio telaio	*Frame assemblage accessory*	var.			
CV5403I	Rondella in acciaio inox/epdm	*Stainless steel/vulcanised epdm washer*	var.			
AG2992L.AB	Rostro aggiuntivo	*Additional hook bolt*	opz.			
AG2996|7A.xx	Kit alzante scorrevole	*Lift and slide kit*	1			
ACV___	Maniglione	*Large handle*	1			
AC2995.1	Kit squadrette di giunzione ante	*Corner joint kit Sashes*	2			
AG2989L.AB	Prolunga superiore cremonese	*Upper cremonese extention*	opz.	>2908		
AG2989C	Profilo di copertura aggiuntivo	*Additional covering profile*	opz.	>2908		
AC1305G	Angolo vulcanizzato per GE1305S	*Vulcanised corner gasket for GE1305S*	4			
AC2608AR	Clips fissaggio fermavetri	*Clips for glazing bead*	var.			
	GUARNIZIONI*	***GASKETS****				
Cod.	Descrizione	*Description*	n°	Dim.		
GU2036	Piattina adesiva morbida esterno vetro	*Soft adhesive shim for external window*	1	2xLT+4xHT		
GU2907TT	Guarnizione sotto vetro	*Under glass gasket*	1	2xLT+4xHT		
GP0095	Guarnizione interna vetro	*Internal glass gasket*	1	2xLT+4xHT		
GE2905S	Guarnizione superiore ante	*Gasket for upper sash*	1	2xLT		
GE1305S	Guarnizione perimetrale ante	*Gasket for side sash*	1	2xLT+4xHT		
GE1142	Guarnizione labirinto centrale	*Gasket for central labyrinth*	1	2xHT		
GU1387	Spazzolino verticale labirinto	*Vertical labyrinth brush + adhesive*	1	2xHT		

** le dimensioni delle guarnizioni sono indicative e devono essere aumentate del 10% per adattamenti e ritiri del materiale nel tempo*

** the gasket dimensions are indicative and have to be increased by 10% owing to adaptation and contractionsof the material over time*

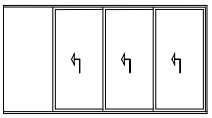

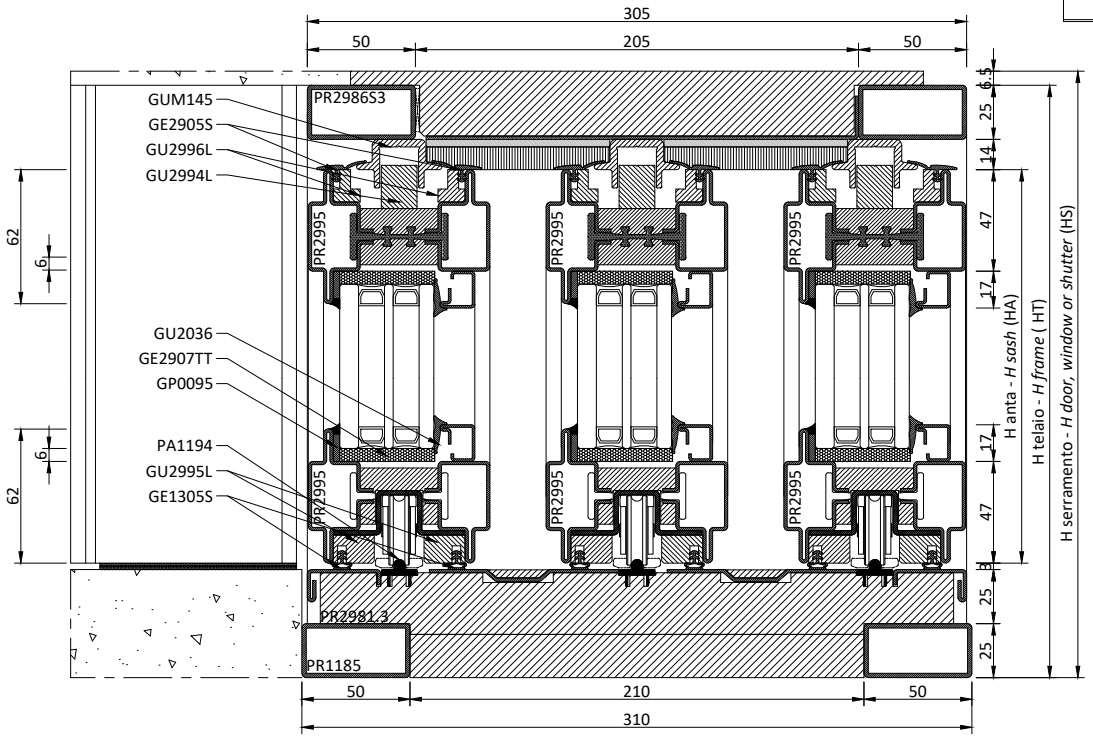
305
50
205
50
GUM145
GE2905S
GU2996L
GU2994L
PR2986S3
PR2995
62
6
GU2036
GE2907TT
GP0095
PA1194
GU2995L
GE1305S
PR2981.3
PR1185
25
14
47
17
6.5
H anta - *H sash* (HA)
H telaio - *H frame* (HT)
H serramento - *H door, window or shutter* (HS)
50
210
50
310
L foro - *Rought opening* (LF)

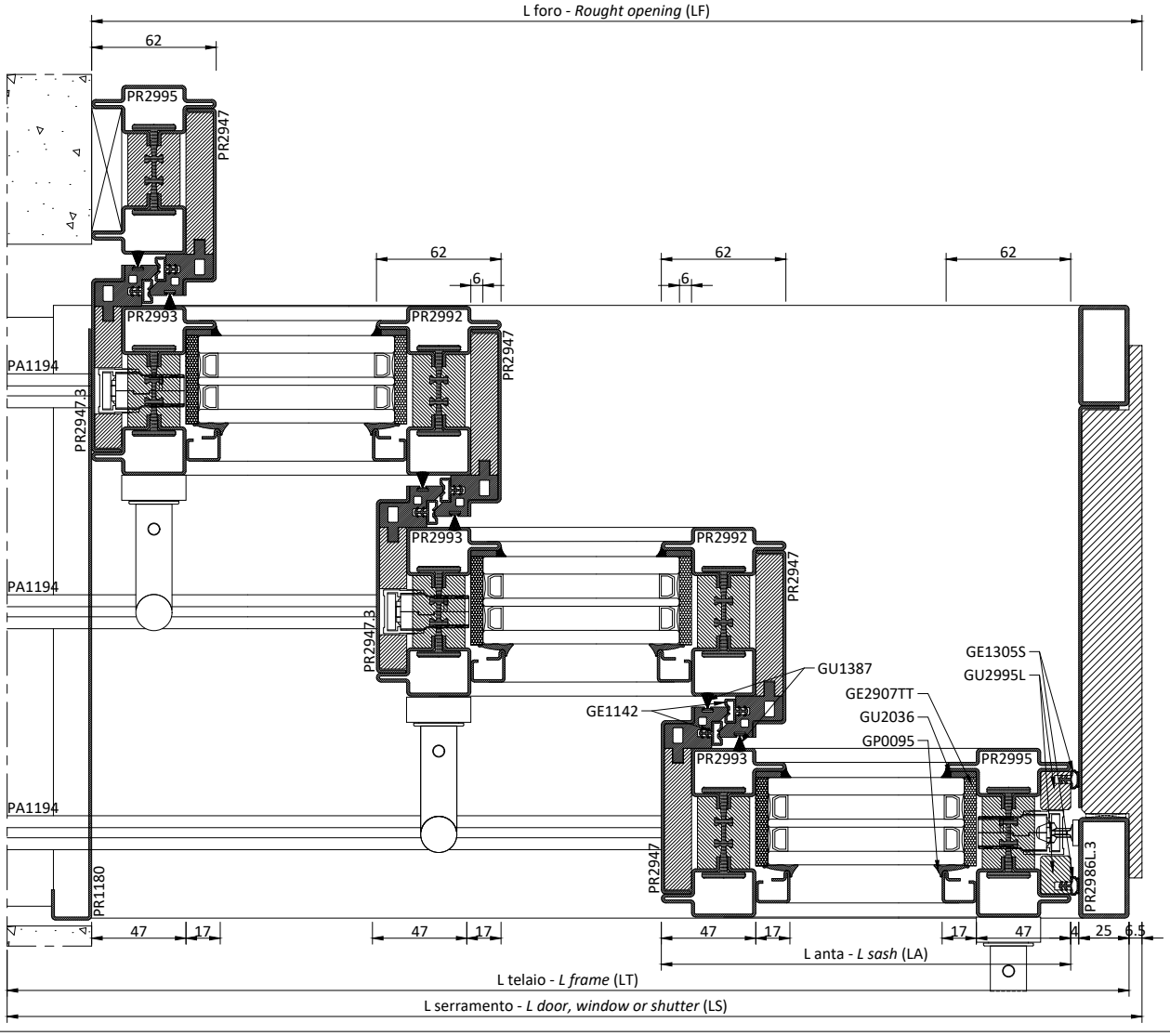
62
PR2995
PR2947
PR2993
PR2992
6
PA1194
PR2947.3
GU1387
GE1142
GE1305S
GU2995L
GE2907TT
GU2036
GP0095
PR1180
PR2986L.3
47
17
4
25
6.5
L anta - *L sash* (LA)
L telaio - *L frame* (LT)
L serramento - *L door, window or shutter* (LS)

	PROFILI	***PROFILES***				
Cod.	Descrizione	*Description*	n°	Dim.	Taglio/*Cutting*	
	Telaio	***Frame***				
PR2986S3	Profilo 50x25	*Profile 50x25*	2	4LF/3+44	90	90
	Profilo plastico	*Plastic profile*	1	4LF/3+44	90	90
	Profilo centrale a "B"	*"B" profile*	1	LF/3+27	90	90
	Profilo centrale a "C"	*"C" profile*	2	LF/3-30	90	90
	Profilo centrale a "L"	*"L" profile*	1	2LF/3+41	90	90
PR2986L.3	Profilo 50x25	*Profile 50x25*	2	HT-25	90	90
	Estruso centrale di unione	*Central extrusion junction*	1	HT-25	90	90
	Profilo centrale a "L"	*"L" profile*	1	HT-25	90	90
PR1185	Tubo in acciaio 50x25 mm	*50x25 mm steel tube*	2	4LF/3+19	90	90
	Estruso centrale di unione	*Central extrusion junction*	1	4LF/3+19	90	90
PR2981.3	Telaio base - copertina esterna (Part. A)	*Lower frame - external cover (Detail A)*	1	LF/3-62	90	90
	Telaio base - copertina interna (Part. A)	*Lower frame - internal cover (Detail A)*	1	LF-6	90	90
	Telaio base - copertina centrale (Part. B)	*Lower frame - central cover (Detail B)*	1	LF/3-9	90	90
	Telaio base - copertina centrale (Part. B)	*Lower frame - central cover (Detail B)*	1	2LF/3-39	90	90
	Telaio base - copertina esterna (Part. C)	*Lower frame - external cover (Detail C)*	1	LF/3-31	90	90
	Telaio base - copertina esterna (Part. E)	*Lower frame - external cover (Detail E)*	1	LF/3+5	90	90
	Telaio base - profilo poliammide di supporto guide	*Lower frame - polyamide profile of rails*	1	4LF/3+19	90	90
	Guide	***Rail***				
GUM145	Profilo guida superiore anta mobile	*Upper rail of sliding sash*	1	4LF/3+19	90	90
GUM145	Profilo guida superiore anta mobile	*Upper rail of sliding sash*	1	LF+42	90	90
GUM145	Profilo guida superiore anta mobile	*Upper rail of sliding sash*	1	2LF/3+73	90	90
PA1194	Profilo guida inferiore	*Lower profile*	1	4LF/3+19	90	90
PA1194	Profilo guida inferiore	*Lower profile*	1	LF+15	90	90
PA1194	Profilo guida inferiore	*Lower profile*	1	2LF/3+45	90	90
	Anta	***Sash***				
PR2995	Profilo zoccolo	*Bottom rail profile*	6	LF/3+31,5	45	45
	Profilo zoccolo	*Bottom rail profile*	1	HT-92	45	45
	Profilo zoccolo	*Bottom rail profile*	1	HT-53	90	90
PR2992	Profilo a "T"	*"T" profile*	2	HT-92	45	45
PR2993	Profilo a "Z"	*"Z" profile*	3	HT-92	45	45
PR2947	Profilo labirinto centrale - anta mobile (Part. 1)	*Central labyrinth profile - sliding sash (Detail 1)*	3	HT-92	90	90
	Profilo labirinto centrale - anta mobile (Part. 2-3)	*Central labyrinth profile - sliding sash (Detail 2)*	3	HT-132	90	90
	Profilo labirinto centrale - anta fissa (Part. 1)	*Central labyrinth profile - sliding sash (Detail 1)*	1	HT-53	90	90
	Profilo labirinto centrale - anta fissa (Part. 2-3)	*Central labyrinth profile - sliding sash (Detail 2)*	1	HT-93	90	90
PR2947.3	Profilo labirinto centrale - anta mobile (Part. 1)	*Central labyrinth profile - sliding sash (Detail 1)*	2	HT-92	90	90
	Profilo labirinto centrale - anta mobile (Part. 2-3-4)	*Central labyrinth profile - sliding sash (Detail 2)*	2	HT-132	90	90
PR1180	Stampato di finitura	*Cover profile*	1	HT-92	90	90
GU2995L	Profilo plastico porta guarnizione perimetrale	*Plastic door profile perimeter gasket*	2	HT-92	45	45
	Profilo plastico porta guarnizione perimetrale	*Plastic door profile perimeter gasket*	1	LF/3+16	45	90
	Profilo plastico porta guarnizione perimetrale	*Plastic door profile perimeter gasket*	1	LF/3+16	90	45
	Profilo plastico porta guarnizione perimetrale	*Plastic door profile perimeter gasket*	4	LF/3+1	90	90
GU2996L	Profilo plastico porta guarnizione superiore	*Plastic door profile upper gasket*	1	LF/3+16	90	45
	Profilo plastico porta guarnizione superiore	*Plastic door profile upper gasket*	1	LF/3+16	45	90
	Profilo plastico porta guarnizione superiore	*Plastic door profile upper gasket*	4	LF/3+16	90	90
GU2994L	Pattino di scorrimento anta mobile e fissa	*Runner for sliding and fixed sash*	3	LF/3+16	90	90
	Fermavetri	***Glazing beads***				
PR2606	Profilo fermavetro	*Glazing bead profile*	6	LF/3-62,5	45	45
	Profilo fermavetro	*Glazing bead profile*	6	HT-186	45	45
	Vetri	***Glass unit***				
	Vetrocamera	*Double glazing*	2	(LF/3-74,5)×(HT-198)		
	ACCESSORI	***HARDWARE***				
Cod.	Descrizione	*Description*	n°	Note/*Notes*		
AG2992L.AB	Rostro aggiuntivo	*Additional hook bolt*	opz.			
AG2996|7S3.xx	Kit alzante scorrevole	*Lift and slide kit*	1			
ACV___	Maniglione	*Large handle*	3			
AC2995.1	Kit squadrette di giunzione ante	*Corner joint kit Sashes*	1			
AC2995.2	Kit squadrette di giunzione ante	*Corner joint kit Sashes*	2			
AG2989L.AB	Prolunga superiore cremonese	*Upper cremonese extention*	opz.	>2908		
AG2989C	Profilo di copertura aggiuntivo	*Additional covering profile*	opz.	>2908		
AC1305G	Angolo vulcanizzato per GE1305S	*Vulcanised corner gasket for GE1305S*	2			
AC2608AR	Clips fissaggio fermavetri	*Clips for glazing bead*	var.			
	GUARNIZIONI*	***GASKETS****				
Cod.	Descrizione	*Description*	n°	Dim.		
GU2036	Piattina adesiva morbida esterno vetro	*Soft adhesive shim for external window*	1	2xLF+6xHT		
GU2907TT	Guarnizione sotto vetro	*Under glass gasket*	1	2xLF+6xHT		
GP0095	Guarnizione interna vetro	*Internal glass gasket*	1	2xLF+6xHT		
GE2905S	Guarnizione superiore ante	*Gasket for upper sash*	1	2xLF		
GE1305S	Guarnizione perimetrale ante	*Gasket for side sash*	1	2xLF+2xHT		
GE1142	Guarnizione labirinto centrale	*Gasket for central labyrinth*	1	6xHT		
GU1387	Spazzolino verticale labirinto	*Vertical labyrinth brush + adhesive*	1	6xHT		

** le dimensioni delle guarnizioni sono indicative e devono essere aumentate del 10% per adattamenti e ritiri del materiale nel tempo*

** the gasket dimensions are indicative and have to be increased by 10% owing to adaptation and contractionsof the material over time*

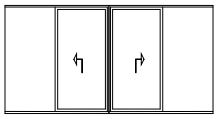

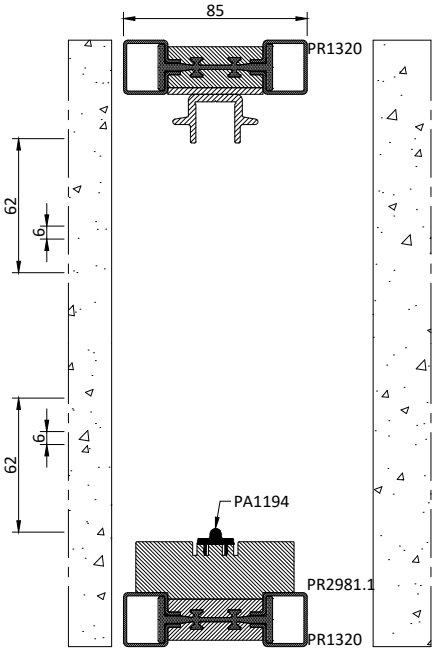
85
PR1320
62
6
62
6
PA1194
PR2981.1
PR1320

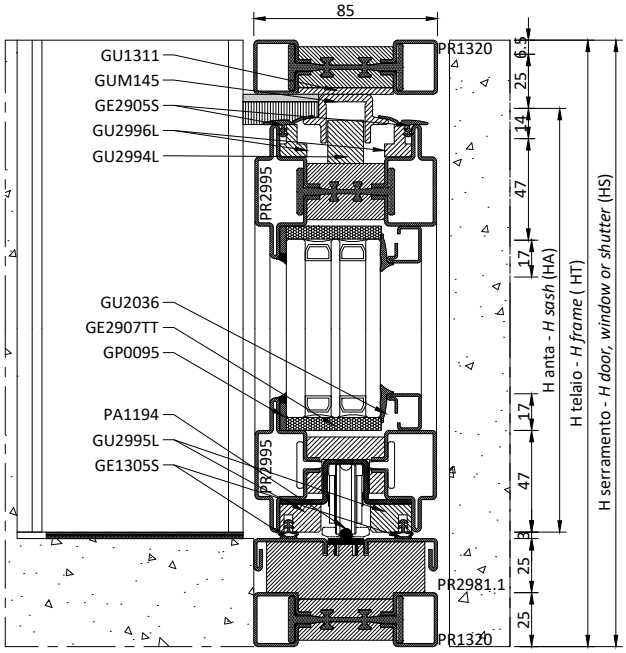
85
PR1320
GU1311
GUM145
GE2905S
GU2996L
GU2994L
PR2995
GU2036
GE2907TT
GP0095
PA1194
GU2995L
GE1305S
PR2995
PR2981.1
PR1320
6.5
25
14
47
17
H anta - *H sash* (HA)
H telaio - *H frame* (HT)
H serramento - *H door, window or shutter* (HS)
17
47
3
25
25

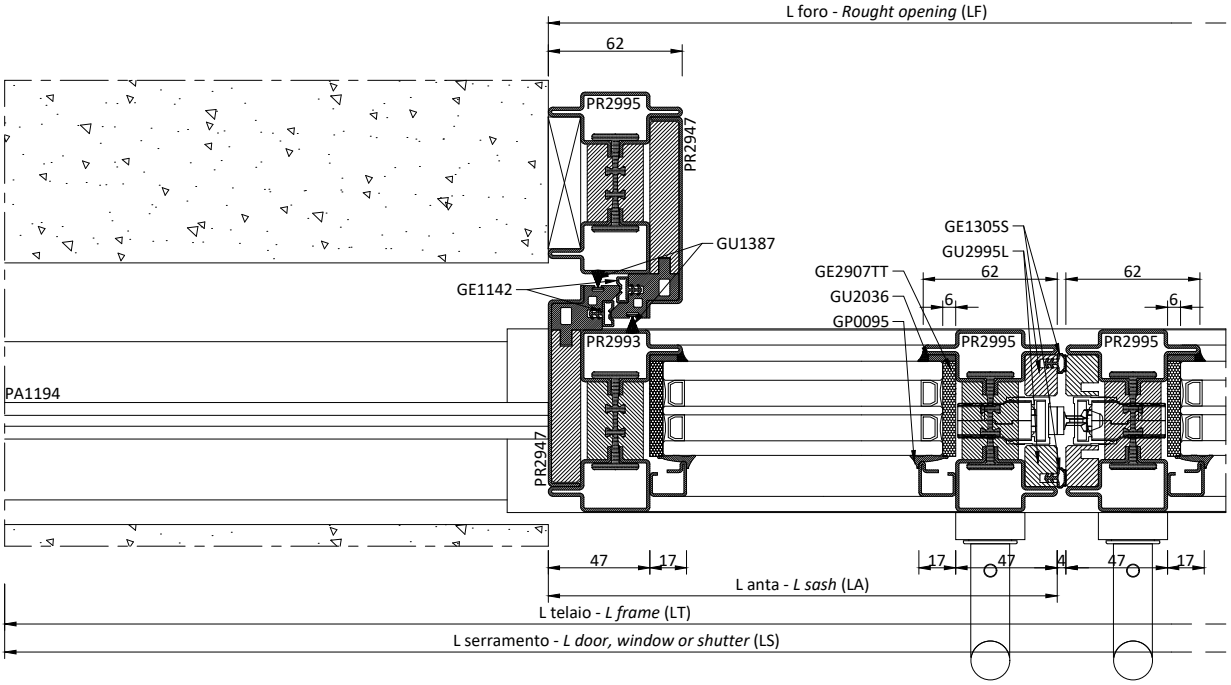
L foro - *Rought opening* (LF)
62
PR2995
PR2947
GU1387
GE1142
PR2993
PA1194
PR2947
GE1305S
GU2995L
GE2907TT
GU2036
GP0095
62
62
6
6
PR2995
PR2995
47
17
17
47
4
47
17
L anta - *L sash* (LA)
L telaio - *L frame* (LT)
L serramento - *L door, window or shutter* (LS)

	PROFILI	***PROFILES***				
Cod.	Descrizione	*Description*	n°	Dim.	Taglio/*Cutting*	
	Telaio	***Frame***				
PR1320	Profilo 50x25	*Profile 50x25*	2	2LF-14	90	90
GU1311	Profilo plastico spessore	*Plastic shim profile*	1	2LF-14	90	90
PR2981.1	Telaio base - copertina esterna (Part. A)	*Lower frame - external cover (Detail A)*	1	LF-126	90	90
	Telaio base - copertina interna (Part. A)	*Lower frame - internal cover (Detail A)*	1	LF+38	90	90
	Telaio base - profilo poliammide di supporto guide	*Lower frame - polyamide profile of rails*	1	2LF-14	90	90
	Guide	***Rail***				
GUM145	Profilo guida superiore anta mobile	*Upper rail of sliding sash*	1	LF	90	90
PA1194	Profilo guida inferiore	*Lower profile*	1	LF	90	90
	Anta	***Sash***				
PR2995	Profilo zoccolo	*Bottom rail profile*	4	LF/2-2	45	45
	Profilo zoccolo	*Bottom rail profile*	2	HT-92	45	45
	Profilo zoccolo	*Bottom rail profile*	2	HT-53	90	90
PR2993	Profilo a "Z"	*"Z" profile*	2	HT-92	45	45
PR2947	Profilo labirinto centrale - anta mobile (Part. 1)	*Central labyrinth profile - sliding sash (Detail 1)*	2	HT-92	90	90
	Profilo labirinto centrale - anta mobile (Part. 2-3)	*Central labyrinth profile - sliding sash (Detail 2)*	2	HT-132	90	90
	Profilo labirinto centrale - anta fissa (Part. 1)	*Central labyrinth profile - sliding sash (Detail 1)*	2	HT-53	90	90
	Profilo labirinto centrale - anta fissa (Part. 2-3)	*Central labyrinth profile - sliding sash (Detail 2)*	2	HT-93	90	90
GU2995L	Profilo plastico porta guarnizione perimetrale	*Plastic door profile perimeter gasket*	4	HT-92	45	45
	Profilo plastico porta guarnizione perimetrale	*Plastic door profile perimeter gasket*	2	LF/2-17	45	90
	Profilo plastico porta guarnizione perimetrale	*Plastic door profile perimeter gasket*	2	LF/2-17	90	45
GU2996L	Profilo plastico porta guarnizione superiore	*Plastic door profile upper gasket*	2	LF/2-17	90	45
	Profilo plastico porta guarnizione superiore	*Plastic door profile upper gasket*	2	LF/2-17	45	90
GU2994L	Pattino di scorrimento anta mobile e fissa	*Runner for sliding and fixed sash*	2	LF/2-7	90	90
	Fermavetri	***Glazing beads***				
PR2606	Profilo fermavetro	*Glazing bead profile*	4	LF/2-96	45	45
	Profilo fermavetro	*Glazing bead profile*	4	HT-186	45	45
	Vetri	***Glass unit***				
	Vetrocamera	*Double glazing*	2	(LF/2-108)×(HT-198)		
	ACCESSORI	***HARDWARE***				
Cod.	Descrizione	*Description*	n°	Note/*Notes*		
AG2992L.EF	Rostro aggiuntivo	*Additional hook bolt*	opz.			
AG2996T1.xx	Kit alzante scorrevole	*Lift and slide kit*	1			
ACV___	Maniglione	*Large handle*	2			
AC2995.1	Kit squadrette di giunzione ante	*Corner joint kit Sashes*	2			
AG2989L.EF	Prolunga superiore cremonese	*Upper cremonese extention*	2	>2908		
AG2989C	Profilo di copertura aggiuntivo	*Additional covering profile*	2	>2908		
AC1305G	Angolo vulcanizzato per GE1305S	*Vulcanised corner gasket for GE1305S*	2			
AC2608AR	Clips fissaggio fermavetri	*Clips for glazing bead*	var.			
	GUARNIZIONI*	***GASKETS****				
Cod.	Descrizione	*Description*	n°	Dim.		
GU2036	Piattina adesiva morbida esterno vetro	*Soft adhesive shim for external window*	1	2xLF+4xHT		
GU2907TT	Guarnizione sotto vetro	*Under glass gasket*	1	2xLF+4xHT		
GP0095	Guarnizione interna vetro	*Internal glass gasket*	1	2xLF+4xHT		
GE2905S	Guarnizione superiore ante	*Gasket for upper sash*	1	2xLF		
GE1305S	Guarnizione perimetrale ante	*Gasket for side sash*	1	2xLF+2xHT		
GE1142	Guarnizione labirinto centrale	*Gasket for central labyrinth*	1	4xHT		
GU1387	Spazzolino verticale labirinto	*Vertical labyrinth brush + adhesive*	1	4xHT		

** le dimensioni delle guarnizioni sono indicative e devono essere aumentate del 10% per adattamenti e ritiri del materiale nel tempo*

** the gasket dimensions are indicative and have to be increased by 10% owing to adaptation and contractionsof the material over time*

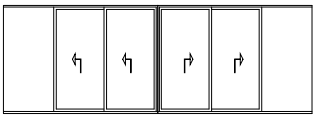

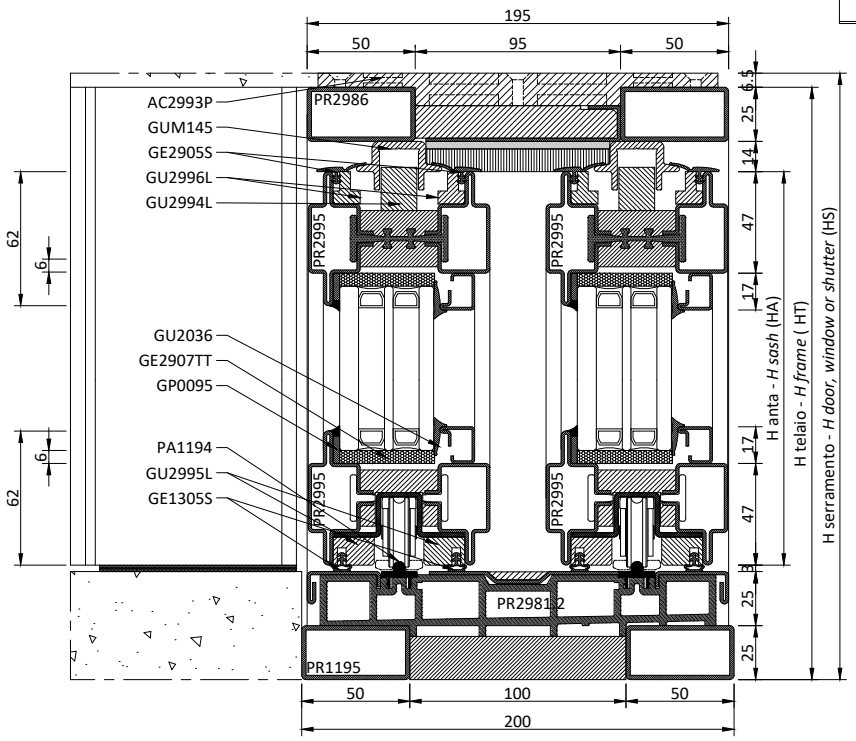
195
50
95
50
AC2993P
GUM145
GE2905S
GU2996L
GU2994L
PR2986
PR2995
PR2995
62
6
GU2036
GE2907TT
GP0095
PA1194
GU2995L
GE1305S
PR2995
PR2995
62
6
PR29812
PR1195
6,5
25
14
47
17
17
47
3
25
25
H anta - *H sash* (HA)
H telaio - *H frame* (HT)
H serramento - *H door, window or shutter* (HS)
50
100
50
200

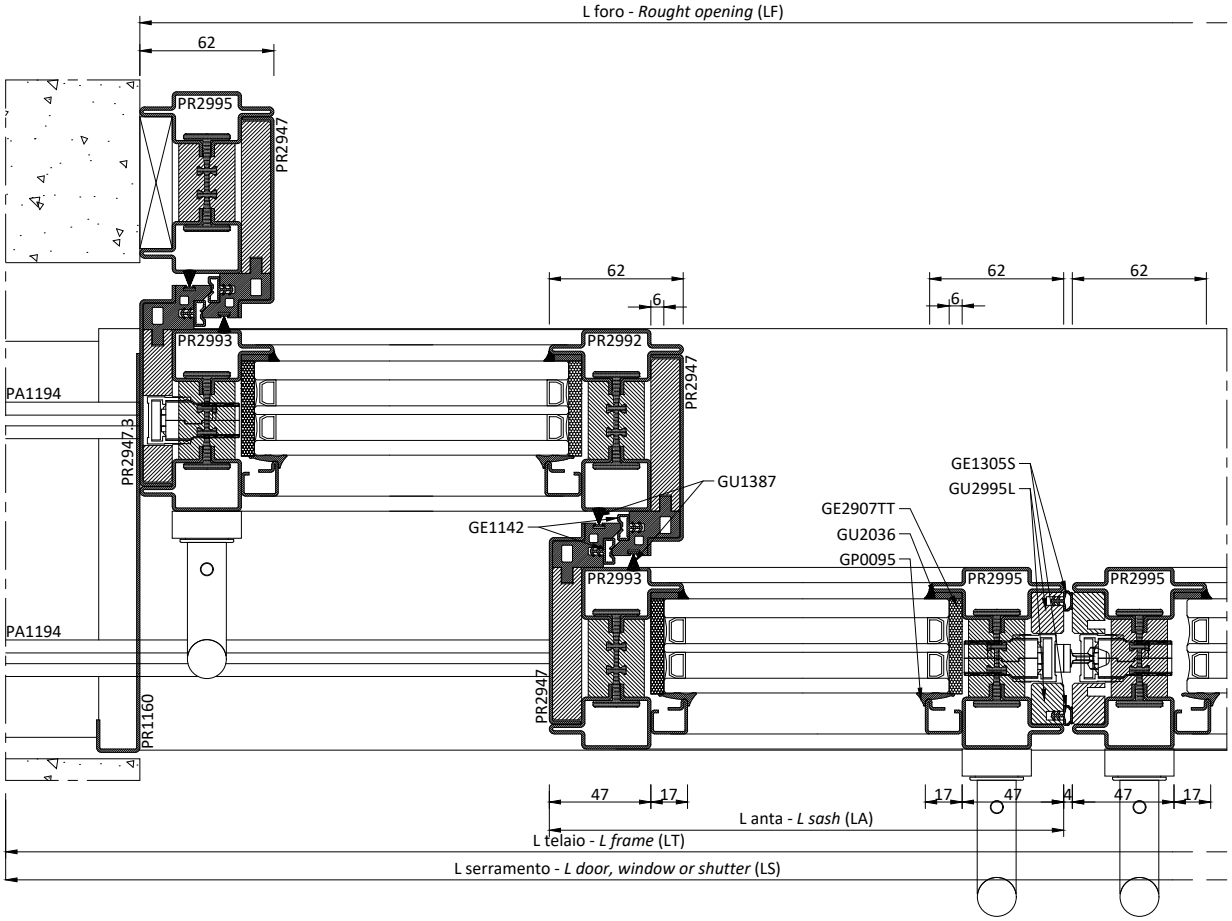
L foro - *Rought opening* (LF)
62
PR2995
PR2947
62
6
62
6
62
PR2993
PR2992
PR2947
PA1194
PR2947.3
GU1387
GE1142
GE1305S
GU2995L
GE2907TT
GU2036
GP0095
PR2993
PR2995
PR2995
PA1194
PR2947
PR1160
47
17
17
47
4
47
17
L anta - *L sash* (LA)
L telaio - *L frame* (LT)
L serramento - *L door, window or shutter* (LS)

	PROFILI	***PROFILES***				
Cod.	Descrizione	*Description*	n°	Dim.	Taglio/*Cutting*	
	Telaio	***Frame***				
PR2986	Profilo 50x25	*Profile 50x25*	2	3LF/2+86	90	90
	Profilo plastico	*Plastic profile*	2	LF/2+42	90	90
	Profilo plastico	*Plastic profile*	1	LF/2+2	90	90
	Profilo centrale a "C"	*"C" profile*	2	LF/2+39	90	90
	Profilo centrale a "C"	*"C" profile*	1	LF/2-1	90	90
PR1195	Tubo in acciaio 50x25 mm	*50x25 mm steel tube*	2	3LF/2+86	90	90
	Profilo plastico	*Plastic profile*	1	3LF/2+86	90	90
PR2981.2	Telaio base - copertina esterna (Part. A)	*Lower frame - external cover (Detail A)*	2	LF/4-64	90	90
	Telaio base - copertina interna (Part. A)	*Lower frame - internal cover (Detail A)*	1	LF+38	90	90
	Telaio base - copertina centrale (Part. B)	*Lower frame - central cover (Detail B)*	2	LF/4-10	90	90
	Telaio base - copertina esterna (Part. C)	*Lower frame - external cover (Detail C)*	1	LF/2+2	90	90
	Telaio base - profilo poliammide di supporto guide	*Lower frame - polyamide profile of rails*	1	3LF/2+86	90	90
	Guide	***Rail***				
GUM145	Profilo guida superiore anta mobile	*Upper rail of sliding sash*	1	3LF/2+86	90	90
GUM145	Profilo guida superiore anta mobile	*Upper rail of sliding sash*	2	LF/2+69	90	90
PA1194	Profilo guida inferiore	*Lower profile*	1	3LF/2+86	90	90
PA1194	Profilo guida inferiore	*Lower profile*	2	LF/2+42	90	90
	Anta	***Sash***				
PR2995	Profilo zoccolo	*Bottom rail profile*	8	LF/4+30	45	45
	Profilo zoccolo	*Bottom rail profile*	2	HT-92	45	45
	Profilo zoccolo	*Bottom rail profile*	2	HT-53	90	90
PR2992	Profilo a "T"	*"T" profile*	2	HT-92	45	45
PR2993	Profilo a "Z"	*"Z" profile*	4	HT-92	45	45
PR2947	Profilo labirinto centrale - anta mobile (Part. 1)	*Central labyrinth profile - sliding sash (Detail 1)*	4	HT-92	90	90
	Profilo labirinto centrale - anta mobile (Part. 2-3)	*Central labyrinth profile - sliding sash (Detail 2)*	4	HT-132	90	90
	Profilo labirinto centrale - anta fissa (Part. 1)	*Central labyrinth profile - sliding sash (Detail 1)*	2	HT-53	90	90
	Profilo labirinto centrale - anta fissa (Part. 2-3)	*Central labyrinth profile - sliding sash (Detail 2)*	2	HT-93	90	90
PR2947.3	Profilo labirinto centrale - anta mobile (Part. 1)	*Central labyrinth profile - sliding sash (Detail 1)*	2	HT-92	90	90
	Profilo labirinto centrale - anta mobile (Part. 2-3-4)	*Central labyrinth profile - sliding sash (Detail 2)*	2	HT-132	90	90
PR1160	Stampato di finitura	*Cover profile*	2	HT-92	90	90
GU2995L	Profilo plastico porta guarnizione perimetrale	*Plastic profile for rebate gasket support*	4	HT-92	45	45
	Profilo plastico porta guarnizione perimetrale	*Plastic profile for rebate gasket support*	2	LF/4+15	45	90
	Profilo plastico porta guarnizione perimetrale	*Plastic profile for rebate gasket support*	2	LF/4+15	90	45
	Profilo plastico porta guarnizione perimetrale	*Plastic profile for rebate gasket support*	4	LF/4	90	90
GU2996L	Profilo plastico porta guarnizione superiore	*Plastic profile for rebate gasket support*	2	LF/4+15	90	45
	Profilo plastico porta guarnizione superiore	*Plastic profile for rebate gasket support*	2	LF/4+15	45	90
	Profilo plastico porta guarnizione superiore	*Plastic profile for rebate gasket support*	4	LF/4	90	90
GU2994L	Pattino di scorrimento anta mobile e fissa	*Runner for sliding and fixed sash*	4	LF/4+25	90	90
	Fermavetri	***Glazing beads***				
PR2606	Profilo fermavetro	*Glazing bead profile*	4	LF/4-64	45	45
	Profilo fermavetro	*Glazing bead profile*	4	HT-186	45	45
	Vetri	***Glass unit***				
	Vetrocamera	*Double glazing*	2	(LF/4-76)×(HT-198)		
	ACCESSORI	***HARDWARE***				
Cod.	Descrizione	*Description*	n°	Note/*Notes*		
AC2993P	Accessorio assiemaggio telaio	*Frame assemblage accessory*	var.			
CV5403I	Rondella in acciaio inox/epdm	*Stainless steel/vulcanaised epdm washer*	var.			
AG2992L.EF	Rostro aggiuntivo	*Additional hook bolt*	opz.			
AG2996T2.xx	Kit alzante scorrevole	*Lift and slide kit*	1			
ACV___	Maniglione	*Large handle*	4			
AC2995.1	Kit squadrette di giunzione ante	*Corner joint kit Sashes*	2			
AC2995.2	Kit squadrette di giunzione ante	*Corner joint kit Sashes*	2			
AG2989L.EF	Prolunga superiore cremonese	*Upper cremonese extention*	opz.	>2908		
AG2989C	Profilo di copertura aggiuntivo	*Additional covering profile*	opz.	>2908		
AC1305G	Angolo vulcanizzato per GE1305S	*Vulcanised corner gasket for GE1305S*	2			
AC2608AR	Clips fissaggio fermavetri	*Clips for glazing bead*	var.			
	GUARNIZIONI*	***GASKETS****				
Cod.	Descrizione	*Description*	n°	Dim.		
GU2036	Piattina adesiva morbida esterno vetro	*Soft adhesive shim for external window*	1	2xLF+8xHT		
GU2907TT	Guarnizione sotto vetro	*Under glass gasket*	1	2xLF+8xHT		
GP0095	Guarnizione interna vetro	*Internal glass gasket*	1	2xLF+8xHT		
GE2905S	Guarnizione superiore ante	*Gasket for upper sash*	1	2xLF		
GE1305S	Guarnizione perimetrale ante	*Gasket for side sash*	1	2xLF+2xHT		
GE1142	Guarnizione labirinto centrale	*Gasket for central labyrinth*	1	8xHT		
GU1387	Spazzolino verticale labirinto	*Vertical labyrinth brush + adhesive*	1	8xHT		

** le dimensioni delle guarnizioni sono indicative e devono essere aumentate del 10% per adattamenti e ritiri del materiale nel tempo*

** the gasket dimensions are indicative and have to be increased by 10% owing to adaptation and contractionsof the material over time*

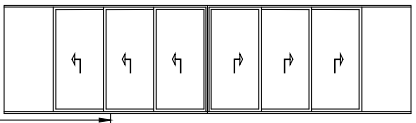

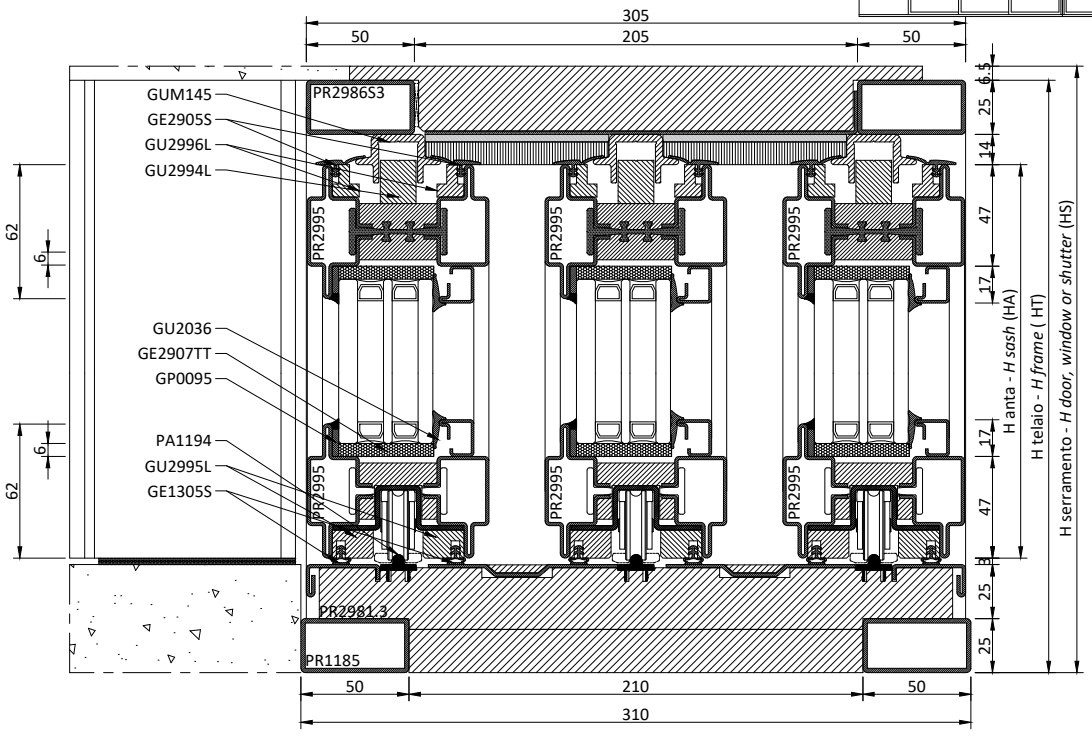
305
50
205
50
GUM145
GE2905S
GU2996L
GU2994L
PR2986S3
PR2995
62
6
GU2036
GE2907TT
GP0095
PA1194
GU2995L
GE1305S
PR2981.3
PR1185
25
14
47
17
H anta - *H sash* (HA)
H telaio - *H frame* (HT)
H serramento - *H door, window or shutter* (HS)
50
210
50
310
L foro - *Rought opening* (LF)

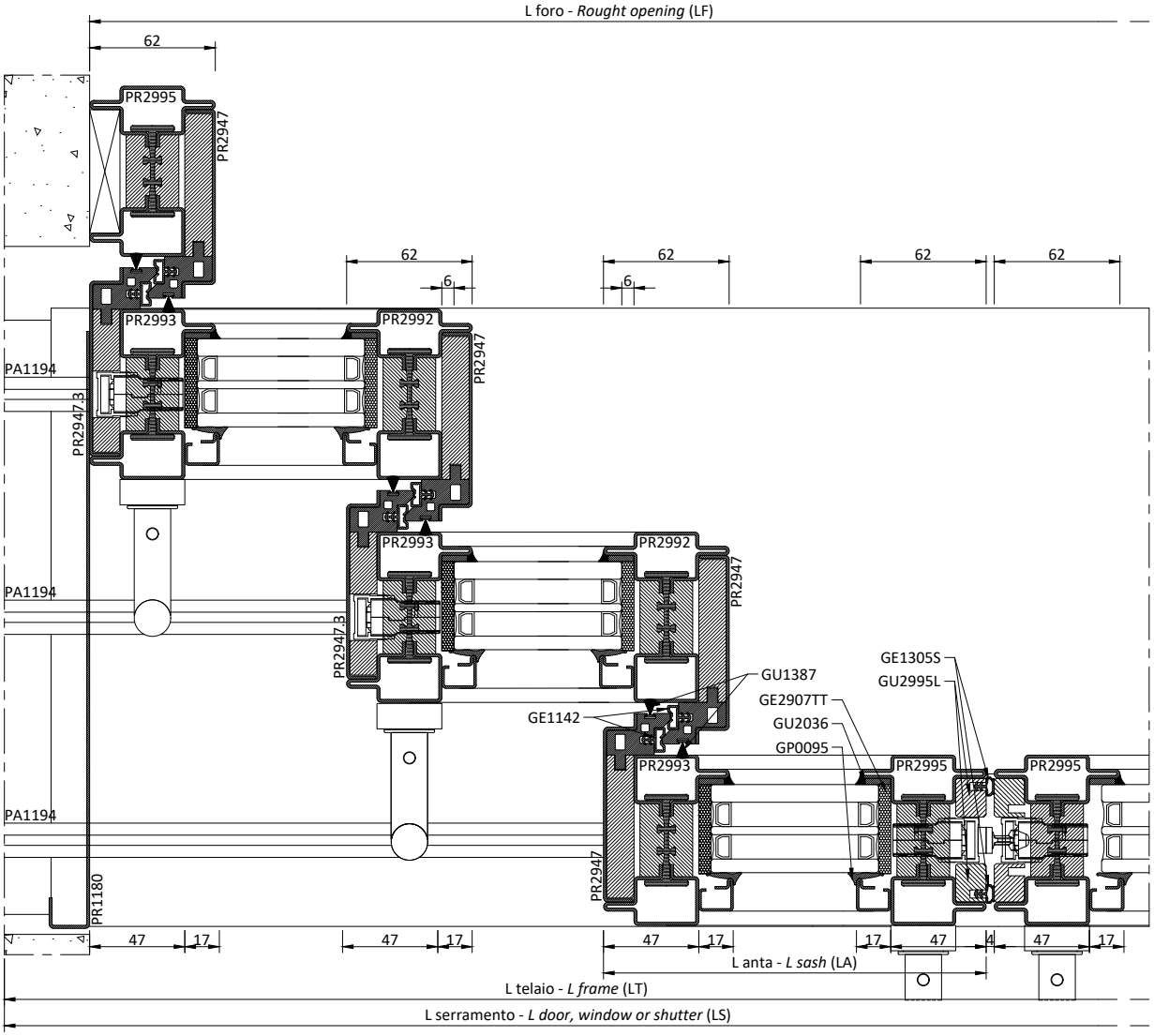
62
PR2995
PR2947
PR2993
PR2992
PA1194
PR2947.3
6
GU1387
GE2907TT
GE1142
GU2036
GP0095
GE1305S
GU2995L
PR1180
47
17
L anta - *L sash* (LA)
L telaio - *L frame* (LT)
L serramento - *L door, window or shutter* (LS)

	PROFILI	***PROFILES***				
Cod.	Descrizione	*Description*	n°	Dim.	Taglio/*Cutting*	
	Telaio	***Frame***				
PR2986S3	Profilo 50x25	*Profile 50x25*	2	4LF/3+107	90	90
	Profilo plastico	*Plastic profile*	1	4LF/3+107	90	90
	Profilo centrale a "L"	*"L" profile*	2	LF/3+61	90	90
	Profilo centrale a "C"	*"C" profile*	4	LF/6-22	90	90
	Profilo centrale a "L"	*"L" profile*	1	LF/3+18	90	90
PR1185	Tubo in acciaio 50x25 mm	*50x25 mm steel tube*	2	4LF/3+107	90	90
	Profilo plastico	*Plastic profile*	1	4LF/3+107	90	90
PR2981.3	Telaio base - copertina esterna (Part. A)	*Lower frame - external cover (Detail A)*	2	LF/6-53	90	90
	Telaio base - copertina interna (Part. A)	*Lower frame - internal cover (Detail A)*	1	LF+38	90	90
	Telaio base - copertina centrale (Part. B)	*Lower frame - central cover (Detail B)*	2	LF/6	90	90
	Telaio base - copertina centrale (Part. B)	*Lower frame - central cover (Detail B)*	2	LF/3-22	90	90
	Telaio base - copertina esterna (Part. C)	*Lower frame - external cover (Detail C)*	2	LF/6-21	90	90
	Telaio base - copertina esterna (Part. E)	*Lower frame - external cover (Detail E)*	1	LF/3+24	90	90
	Telaio base - profilo poliammide di supporto guide	*Lower frame - polyamide profile of rails*	1	4LF/3+107	90	90
	Guide	***Rail***				
GUM145	Profilo guida superiore anta mobile	*Upper rail of sliding sash*	1	4LF/3+107	90	90
GUM145	Profilo guida superiore anta mobile	*Upper rail of sliding sash*	2	LF/2+69	90	90
GUM145	Profilo guida superiore anta mobile	*Upper rail of sliding sash*	2	LF/3+90	90	90
PA1194	Profilo guida inferiore	*Lower profile*	1	4LF/3+107	90	90
PA1194	Profilo guida inferiore	*Lower profile*	2	LF/2+42	90	90
PA1194	Profilo guida inferiore	*Lower profile*	2	LF/3+63	90	90
	Anta	***Sash***				
PR2995	Profilo zoccolo	*Bottom rail profile*	12	LF/6+41	45	45
	Profilo zoccolo	*Bottom rail profile*	2	HT-92	45	45
	Profilo zoccolo	*Bottom rail profile*	2	HT-53	90	90
PR2992	Profilo a "T"	*"T" profile*	4	HT-92	45	45
PR2993	Profilo a "Z"	*"Z" profile*	6	HT-92	45	45
PR2947	Profilo labirinto centrale - anta mobile (Part. 1)	*Central labyrinth profile - sliding sash (Detail 1)*	6	HT-92	90	90
	Profilo labirinto centrale - anta mobile (Part. 2-3)	*Central labyrinth profile - sliding sash (Detail 2)*	6	HT-132	90	90
	Profilo labirinto centrale - anta fissa (Part. 1)	*Central labyrinth profile - sliding sash (Detail 1)*	2	HT-53	90	90
	Profilo labirinto centrale - anta fissa (Part. 2-3)	*Central labyrinth profile - sliding sash (Detail 2)*	2	HT-93	90	90
PR2947.3	Profilo labirinto centrale - anta mobile (Part. 1)	*Central labyrinth profile - sliding sash (Detail 1)*	4	HT-92	90	90
	Profilo labirinto centrale - anta mobile (Part. 2-3-4)	*Central labyrinth profile - sliding sash (Detail 2)*	4	HT-132	90	90
PR1180	Stampato di finitura	*Cover profile*	2	HT-92	90	90
GU2995L	Profilo plastico porta guarnizione perimetrale	*Plastic profile for rebate gasket support*	4	HT-92	45	45
	Profilo plastico porta guarnizione perimetrale	*Plastic profile for rebate gasket support*	2	LF/6+26	45	90
	Profilo plastico porta guarnizione perimetrale	*Plastic profile for rebate gasket support*	2	LF/6+26	90	45
	Profilo plastico porta guarnizione perimetrale	*Plastic profile for rebate gasket support*	8	LF/6+11	90	90
GU2996L	Profilo plastico porta guarnizione superiore	*Plastic profile for rebate gasket support*	2	LF/6+26	90	45
	Profilo plastico porta guarnizione superiore	*Plastic profile for rebate gasket support*	2	LF/6+26	45	90
	Profilo plastico porta guarnizione superiore	*Plastic profile for rebate gasket support*	8	LF/6+11	90	90
GU2994L	Pattino di scorrimento anta mobile e fissa	*Runner for sliding and fixed sash*	6	LF/6+36	90	90
	Fermavetri	***Glazing beads***				
PR2606	Profilo fermavetro	*Glazing bead profile*	6	LF/6-53	45	45
	Profilo fermavetro	*Glazing bead profile*	6	HT-186	45	45
	Vetri	***Glass unit***				
	Vetrocamera	*Double glazing*	2	(LF/6-65)×(HT-198)		
	ACCESSORI	***HARDWARE***				
Cod.	Descrizione	*Description*	n°	Note/*Notes*		
AG2992L.EF	Rostro aggiuntivo	*Additional hook bolt*	opz.			
AG2996T3.xx	Kit alzante scorrevole	*Lift and slide kit*	1			
ACV___	Maniglione	*Large handle*	6			
AC2995.1	Kit squadrette di giunzione ante	*Corner joint kit Sashes*	2			
AC2995.2	Kit squadrette di giunzione ante	*Corner joint kit Sashes*	4			
AG2989L.EF	Prolunga superiore cremonese	*Upper cremonese extention*	6	>2908		
AG2989C	Profilo di copertura aggiuntivo	*Additional covering profile*	6	>2908		
AC1305G	Angolo vulcanizzato per GE1305S	*Vulcanised corner gasket for GE1305S*	2			
AC2608AR	Clips fissaggio fermavetri	*Clips for glazing bead*	var.			
	GUARNIZIONI*	***GASKETS****				
Cod.	Descrizione	*Description*	n°	Dim.		
GU2036	Piattina adesiva morbida esterno vetro	*Soft adhesive shim for external window*	1	2xLF+12xHT		
GU2907TT	Guarnizione sotto vetro	*Under glass gasket*	1	2xLF+12xHT		
GP0095	Guarnizione interna vetro	*Internal glass gasket*	1	2xLF+12xHT		
GE2905S	Guarnizione superiore ante	*Gasket for upper sash*	1	2xLF		
GE1305S	Guarnizione perimetrale ante	*Gasket for side sash*	1	2xLF+2xHT		
GE1142	Guarnizione labirinto centrale	*Gasket for central labyrinth*	1	12xHT		
GU1387	Spazzolino verticale labirinto	*Vertical labyrinth brush + adhesive*	1	12xHT		

** le dimensioni delle guarnizioni sono indicative e devono essere aumentate del 10% per adattamenti e ritiri del materiale nel tempo*

** the gasket dimensions are indicative and have to be increased by 10% owing to adaptation and contractionsof the material over time*

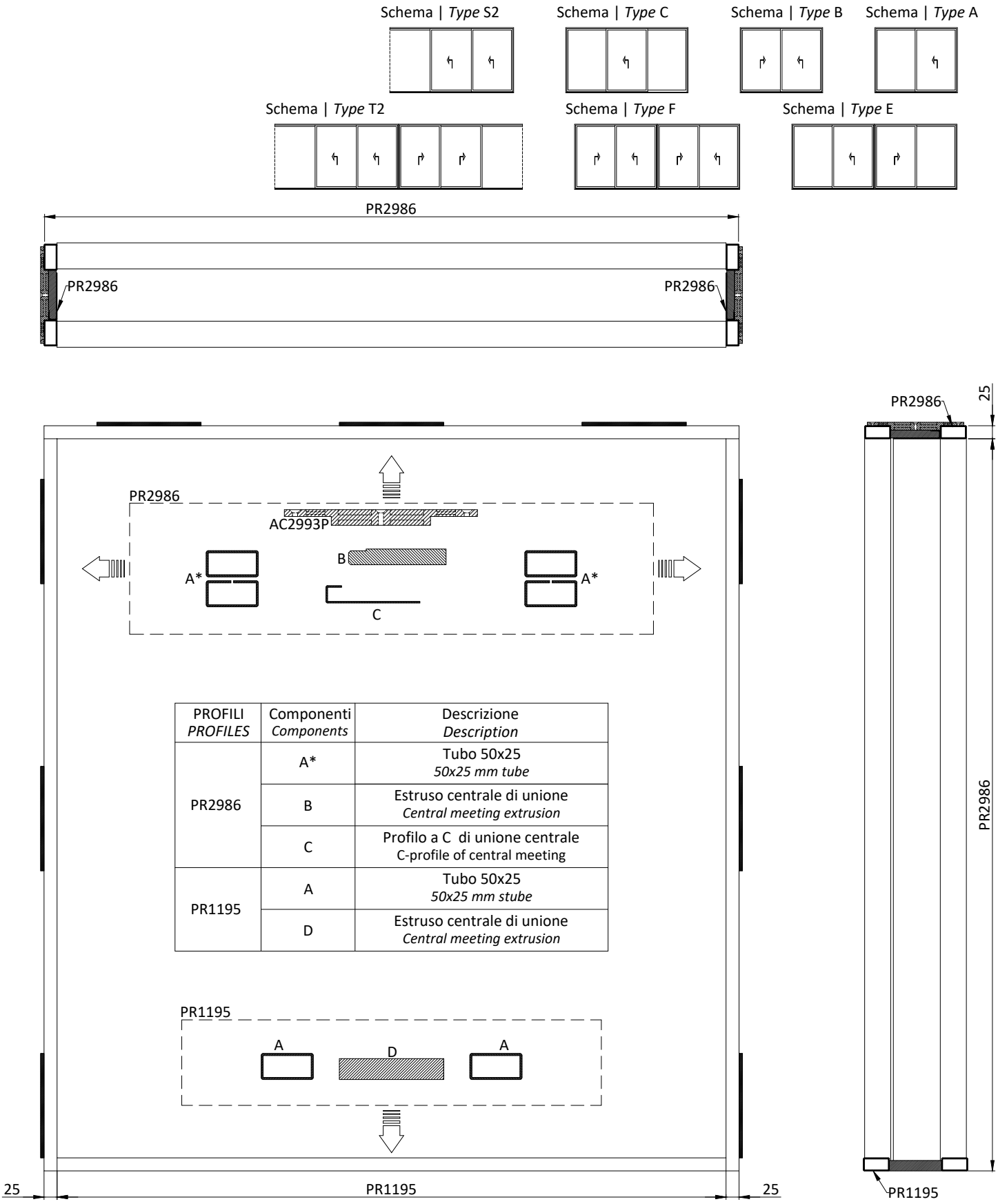

PROFILI *PROFILES*	Componenti *Components*	Descrizione *Description*
PR2986	A*	Tubo 50x25 *50x25 mm tube*
	B	Estruso centrale di unione *Central meeting extrusion*
	C	Profilo a C di unione centrale C-profile of central meeting
PR1195	A	Tubo 50x25 *50x25 mm stube*
	D	Estruso centrale di unione *Central meeting extrusion*

* ATTENZIONE forare il profilo prima dell'assiemaggio per il fissaggio della guida GUM145
** ATTENTION perforate the profile before assembling to attach the* GUM145 *rail*

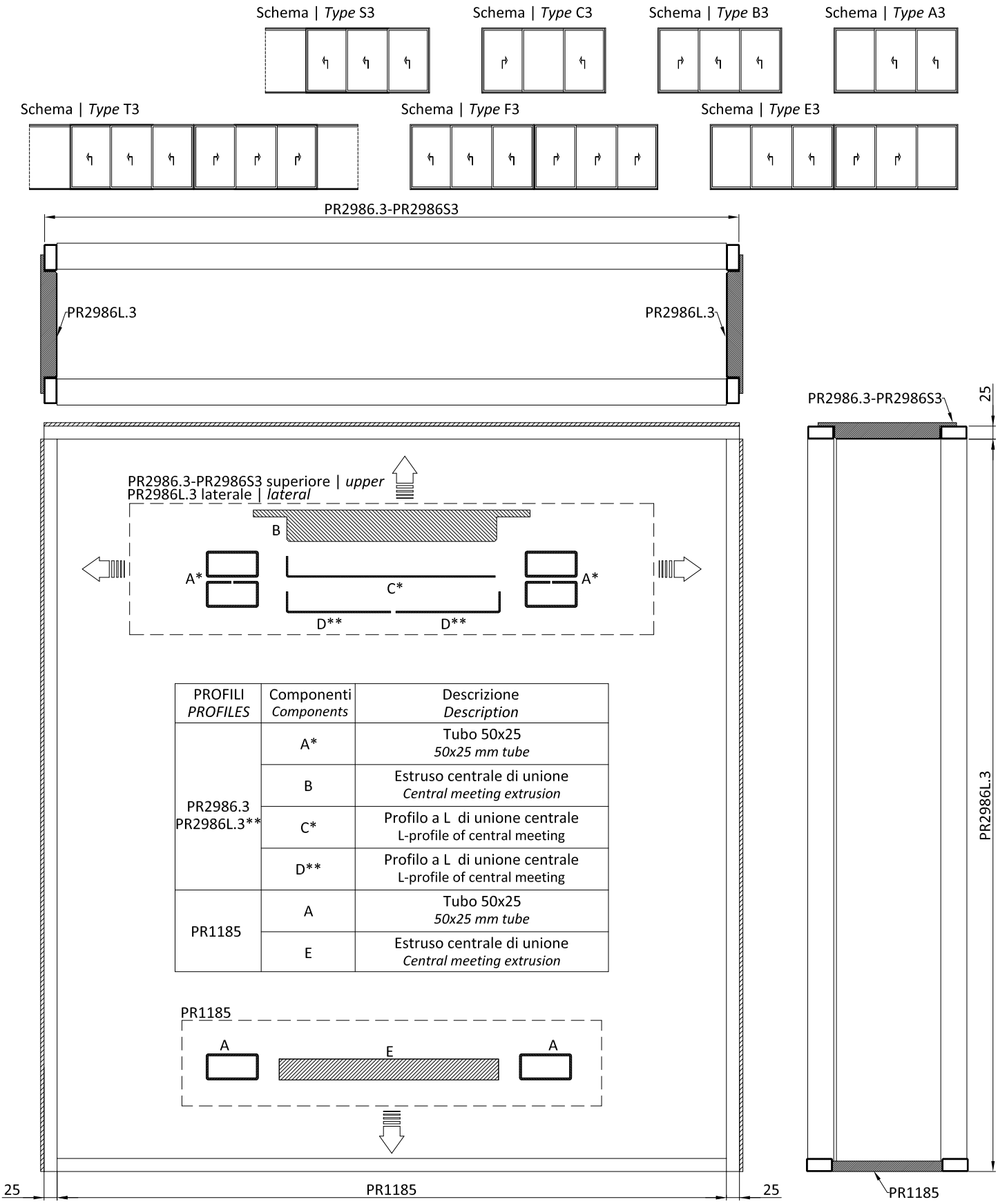

PROFILI *PROFILES*	Componenti *Components*	Descrizione *Description*
PR2986.3 PR2986L.3**	A*	Tubo 50x25 *50x25 mm tube*
	B	Estruso centrale di unione *Central meeting extrusion*
	C*	Profilo a L di unione centrale L-profile of central meeting
	D**	Profilo a L di unione centrale L-profile of central meeting
PR1185	A	Tubo 50x25 *50x25 mm tube*
	E	Estruso centrale di unione *Central meeting extrusion*

* ATTENZIONE forare il profilo prima dell'assiemaggio per il fissaggio della guida GUM145
** ATTENTION perforate the profile before assembling to attach the* GUM145 *rail*
** ATTENZIONE PR2986L.3 non contiene lamiera "D"
*** ATTENTION* PR2986L.3 do not included metal sheet "D"

Schema | *Type* T1

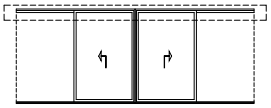

Schema | *Type* S1

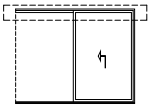

Prima di assemblare il telaio esterno forare Ø 4 mm il profilo superiore per fissaggio guida GUM145
Before assembling the frame make a Ø 4 mm hole in the upper profile to atach the GUM145 rail

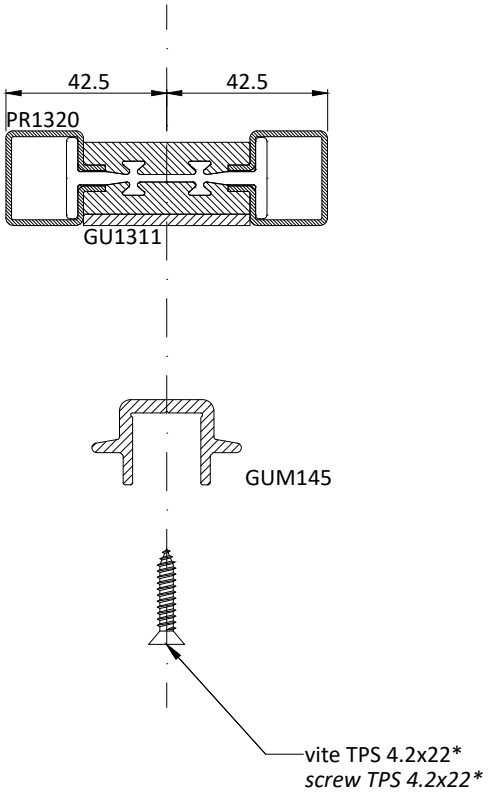

Il passo di foratura viene definito nelle singole schede di applicazione guida GUM145 delle specifiche tipologie realizzabili
The spacing of the drilled holes is described in the individual rail GUM145 application sheets for the specific typologies possible

* viti TPS 4.2x22 non comprese
* *screws TPS 4.2x22 not supplied*

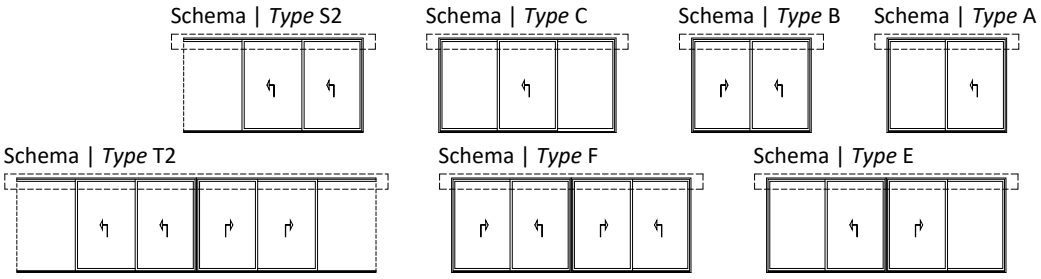

Prima di assemblare il telaio esterno forare Ø 4 mm il profilo superiore per fissaggio guida GUM145
Before assembling the frame make a Ø 4 mm hole in the upper profile to atach the GUM145 rail

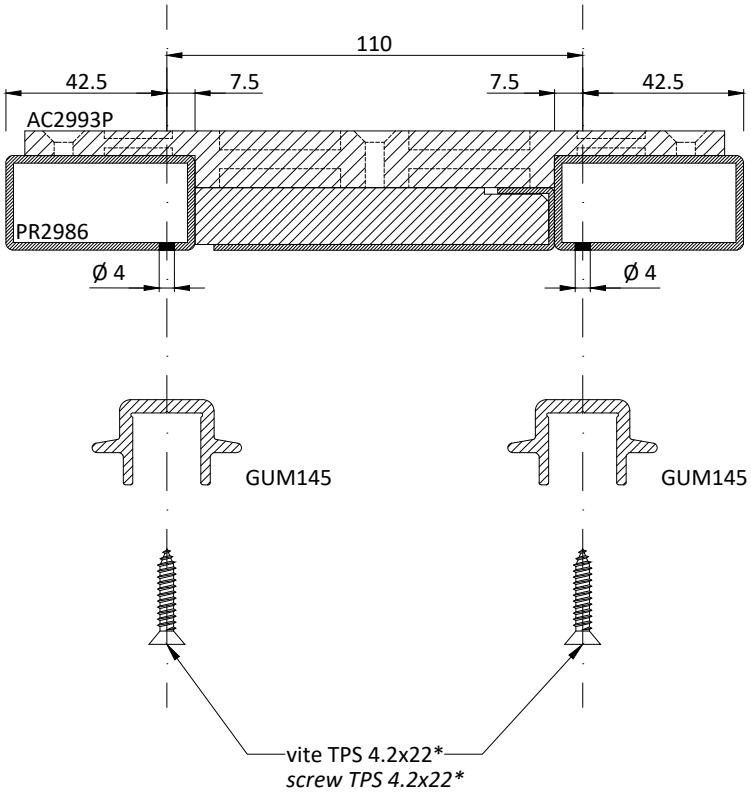

Il passo di foratura viene definito nelle singole schede di applicazione guida GUM145 delle specifiche tipologie realizzabili
The spacing of the drilled holes is described in the individual rail GUM145 application sheets for the specific typologies possible

* viti TPS 4.2x22 non comprese
* *screws TPS 4.2x22 not supplied*

Schema | *Type* S3

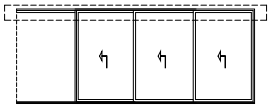

Schema | *Type* C3

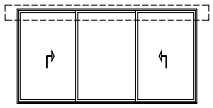

Schema | *Type* B3

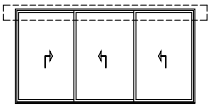

Schema | *Type* A3

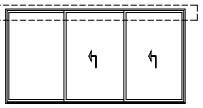

Schema | *Type* T3

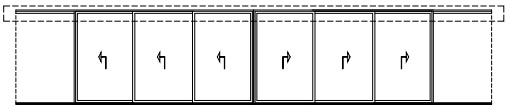

Schema | *Type* F3

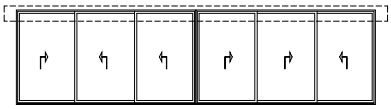

Schema | *Type* E3

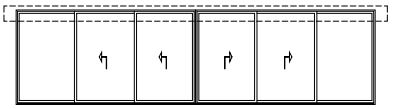

Prima di assemblare il telaio esterno forare Ø 4 mm il profilo superiore per fissaggio guida GUM145
Before assembling the frame make a Ø 4 mm hole in the upper profile to atach the GUM145 rail

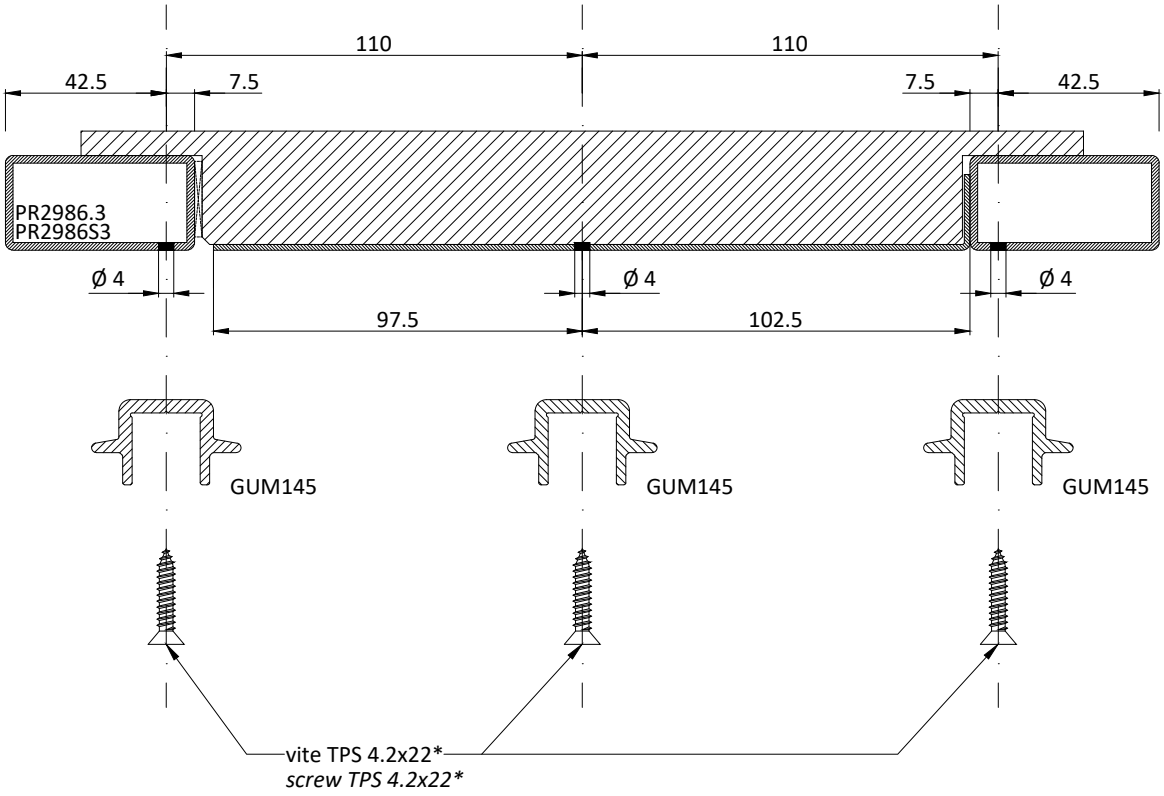

Il passo di foratura viene definito nelle singole schede di applicazione guida GUM145 delle specifiche tipologie realizzabili
The spacing of the drilled holes is described in the individual rail GUM145 application sheets for the specific typologies possible

* viti TPS 4.2x22 non comprese
* *screws TPS 4.2x22 not supplied*

Schema | Type S1

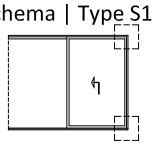

PR1320

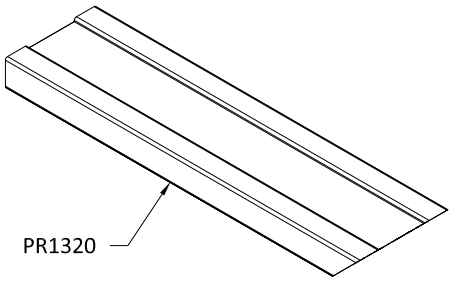

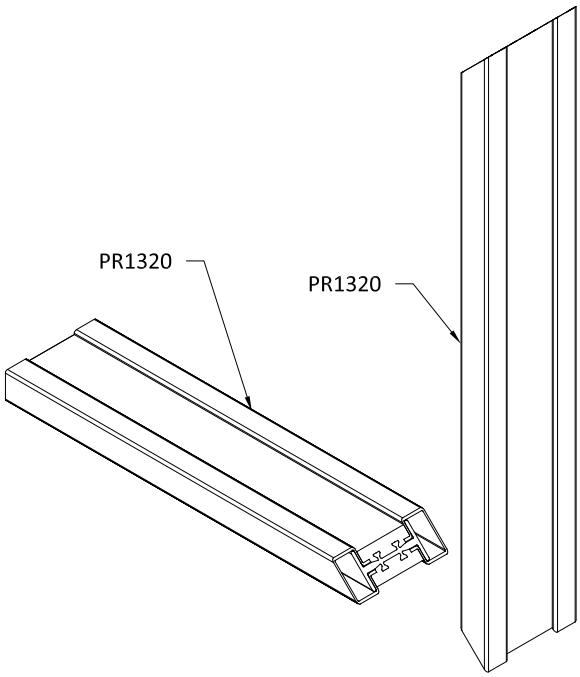

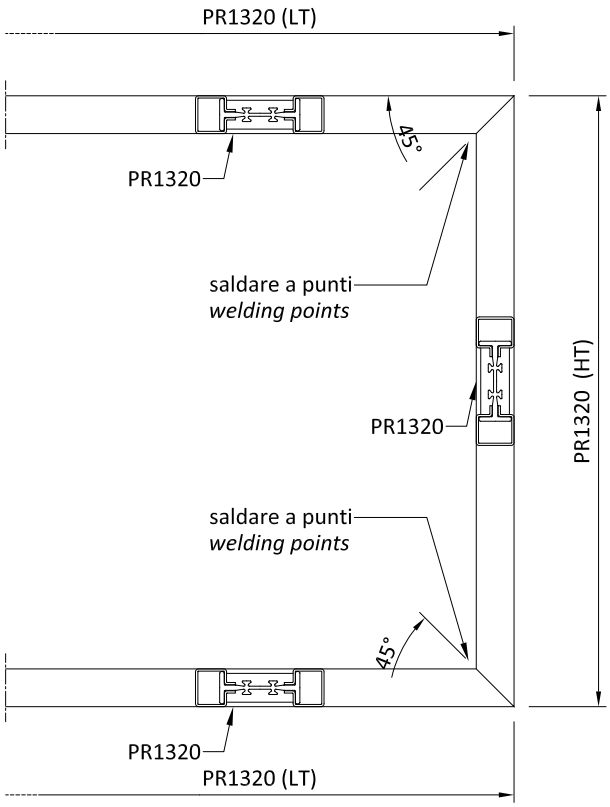

Procedura di assiemaggio telaio|*Frame assembly procedure:*

a. saldare a punti dove indicato; ove non indicato, saldare in continuo
   welding points where indicated; where not indicated, continuos welding
b. sigillare internamente ed esternamente
   seal off inside and outside

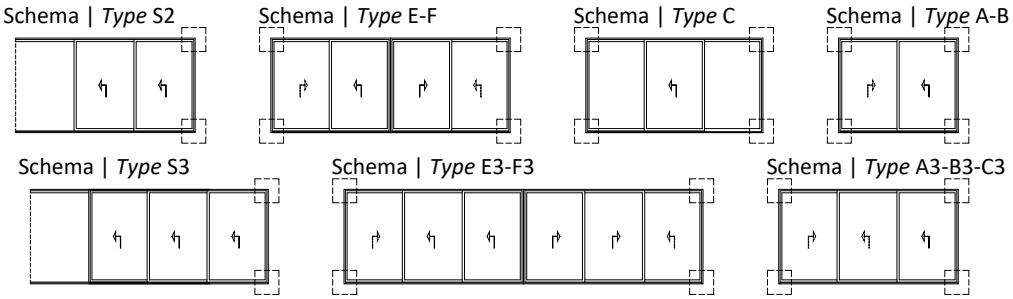

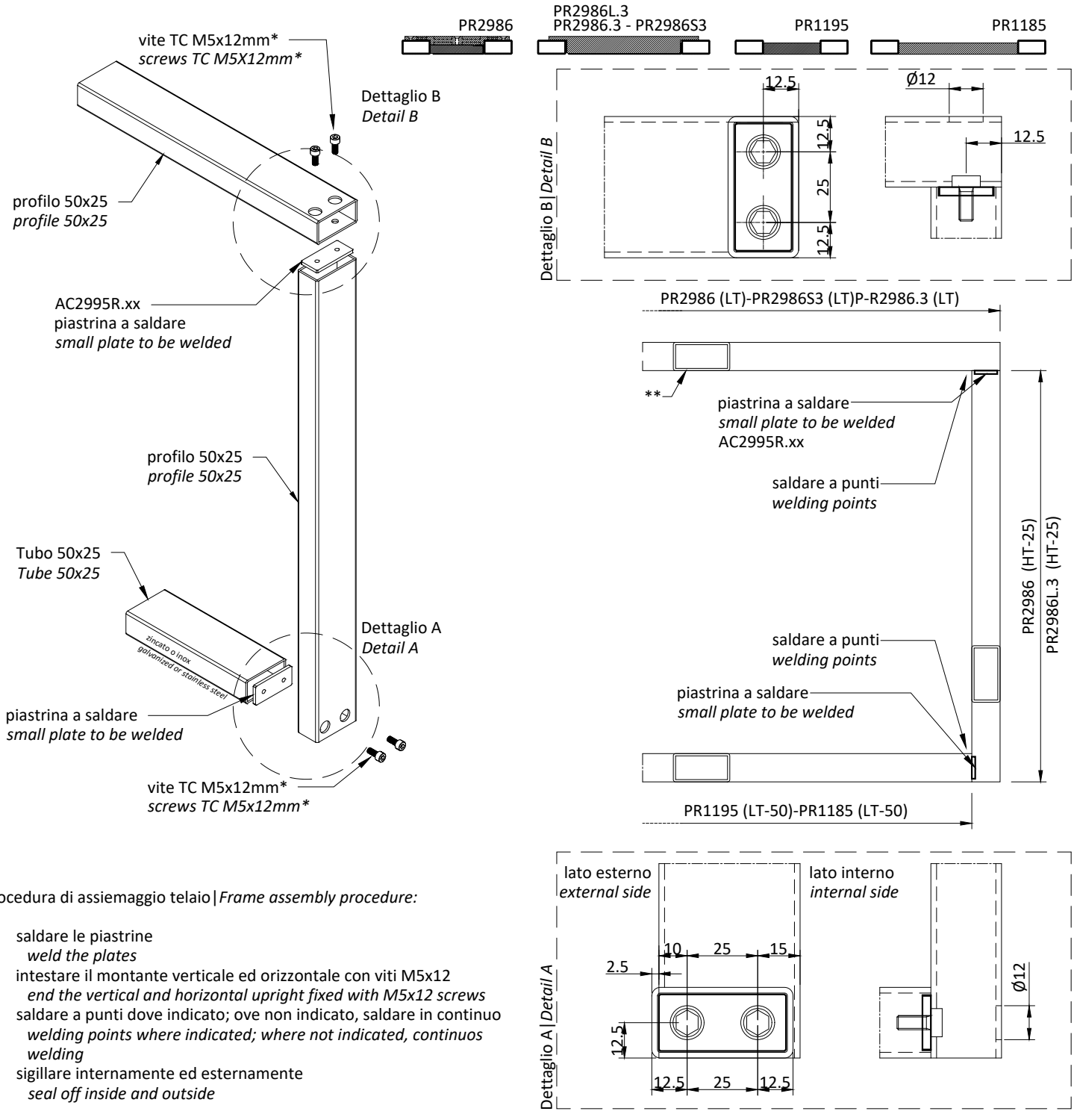

Procedura di assiemaggio telaio | *Frame assembly procedure:*

a. saldare le piastrine
   weld the plates
b. intestare il montante verticale ed orizzontale con viti M5x12
   end the vertical and horizontal upright fixed with M5x12 screws
c. saldare a punti dove indicato; ove non indicato, saldare in continuo
   welding points where indicated; where not indicated, continuos welding
d. sigillare internamente ed esternamente
   seal off inside and outside

* viti TC M5x12 mm non comprese | *screws TC M5x12 mm not included*
**ATTENZIONE forare il profilo prima dell'assiemaggio per il fissaggio della guida GUM145
***ATTENTION perforate the profile before assembling to attach the GUM145 rail*

Schema | *Type* B

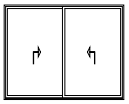

Schema | *Type* A

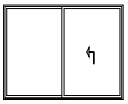

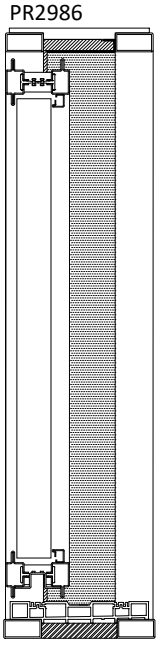

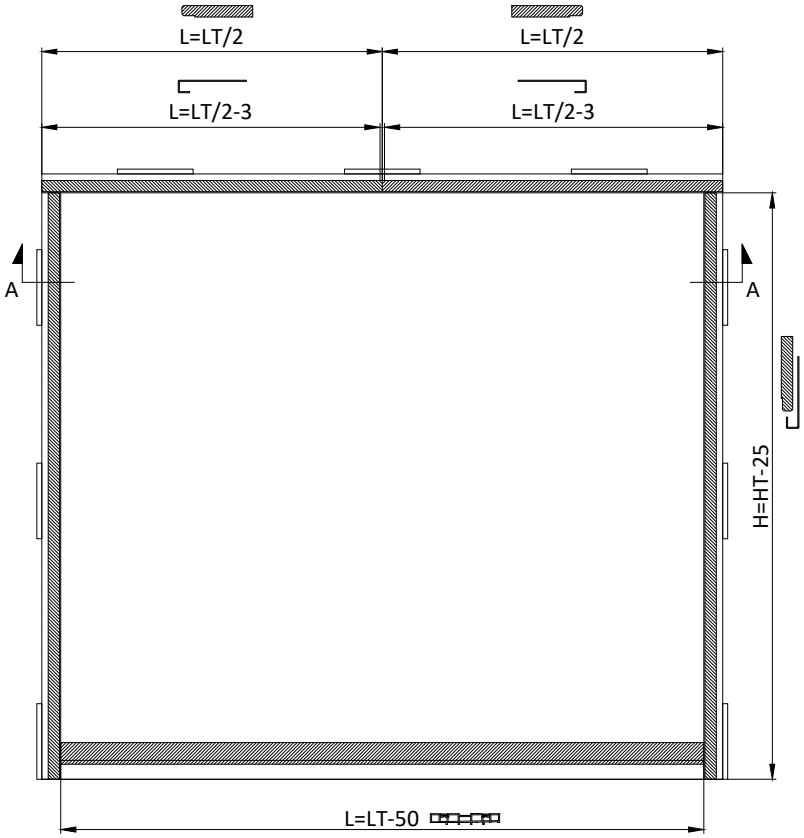

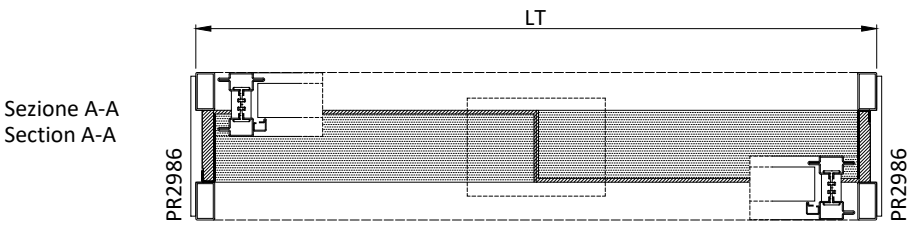

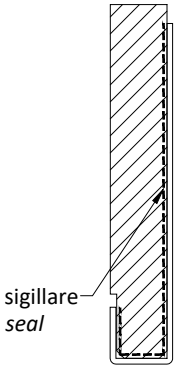

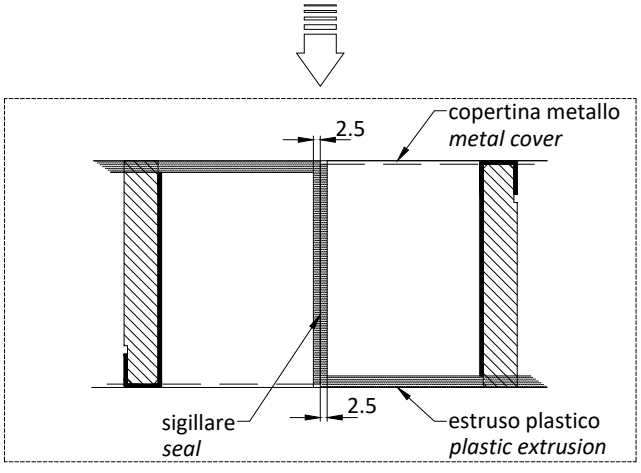

Schema | *Type* C

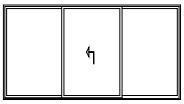

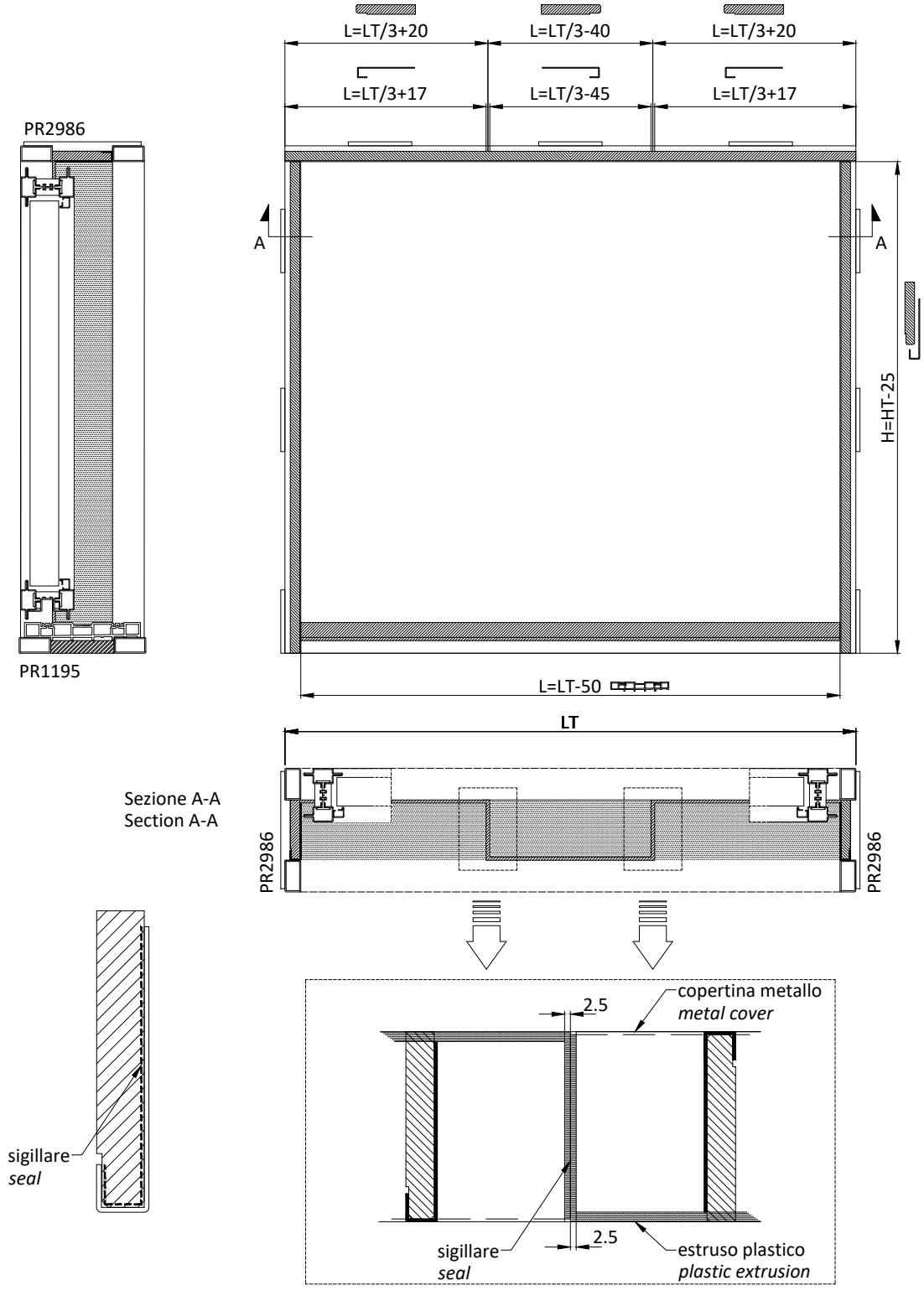

Schema | *Type* F

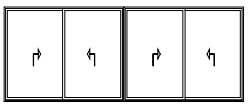

Schema | *Type* E

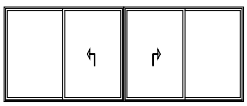

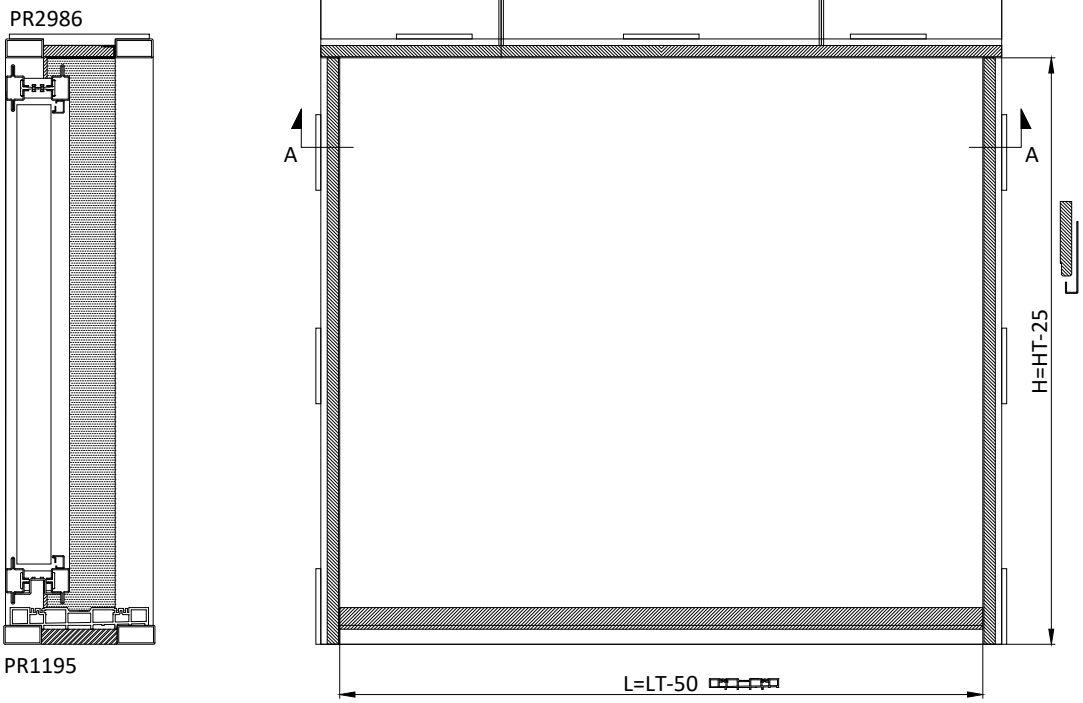

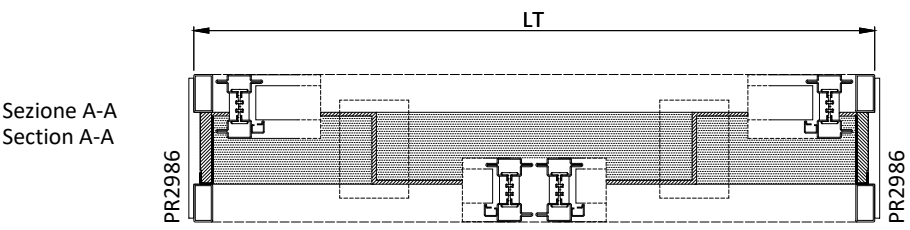

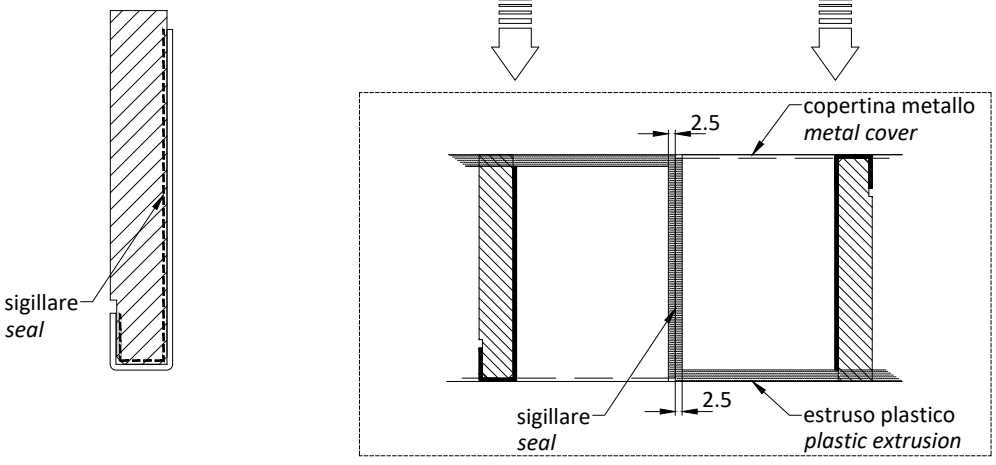

Schema | *Type* C3

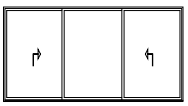

Schema | *Type* B3

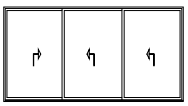

Schema | *Type* A3

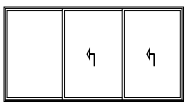

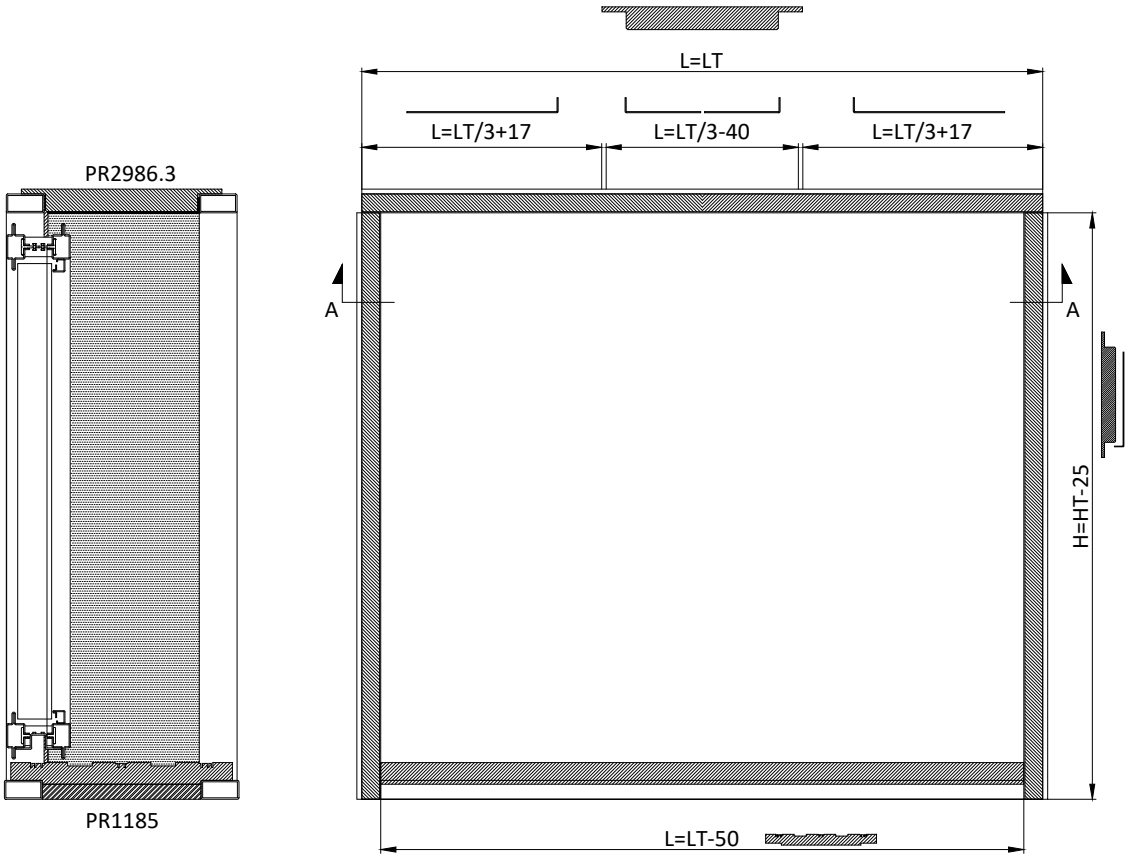

Sezione A-A
Section A-A

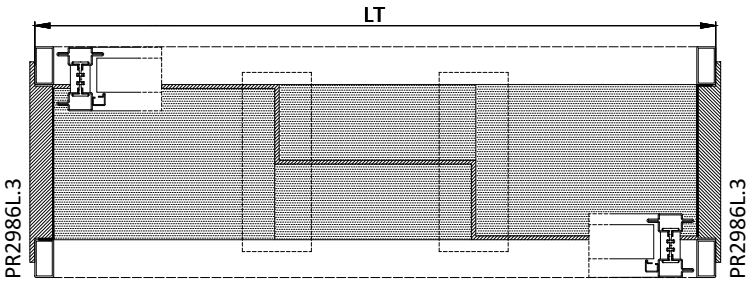

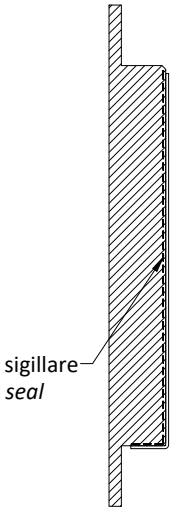

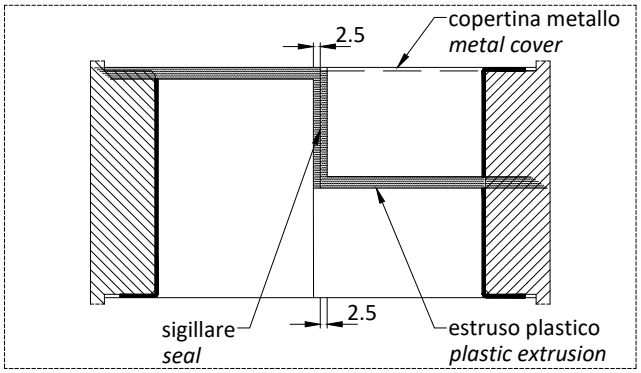

Schema | *Type* F3

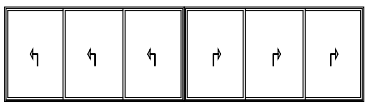

Schema | *Type* E3

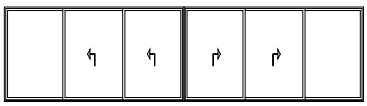

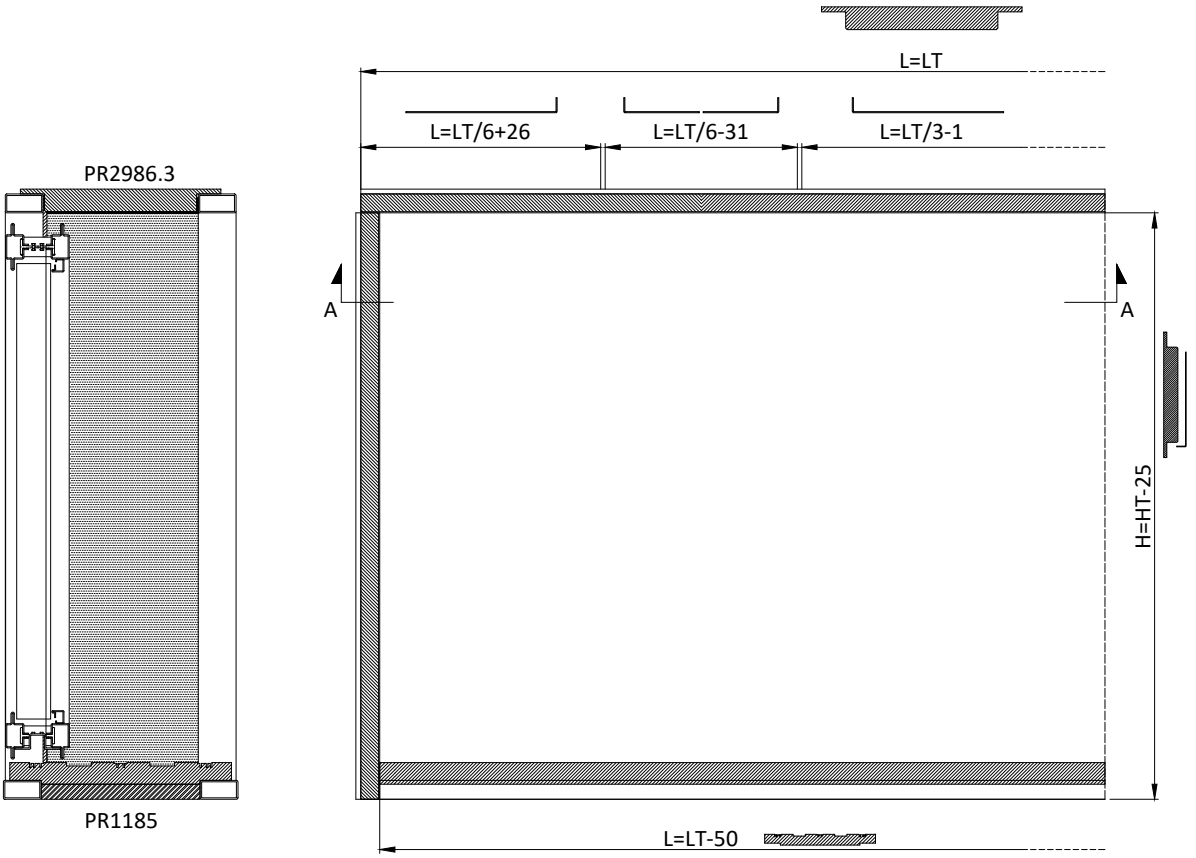

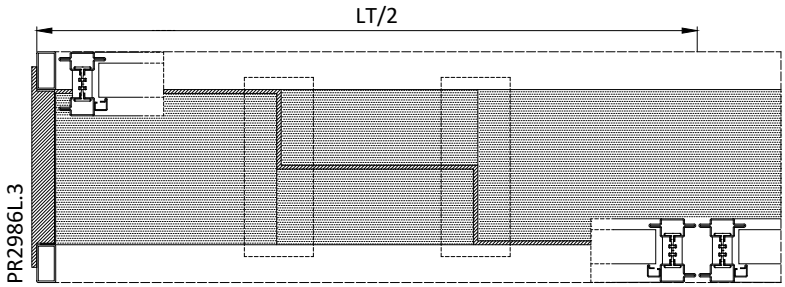

Sezione A-A
Section A-A

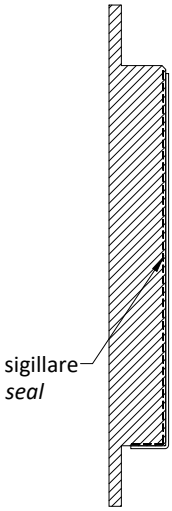

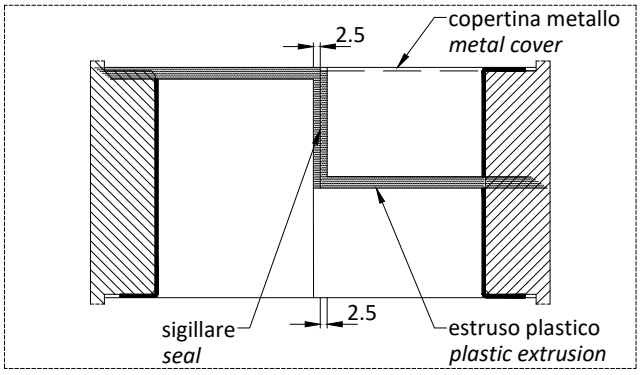

Schema | *Type* S2

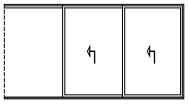

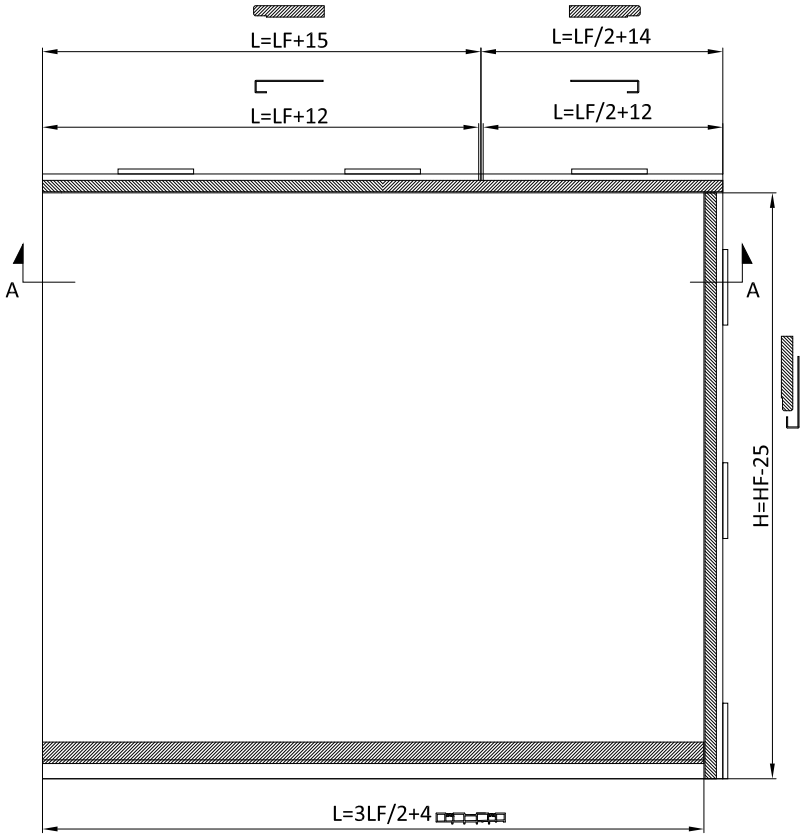

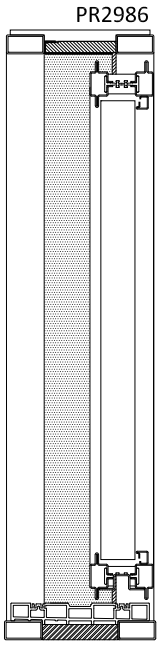

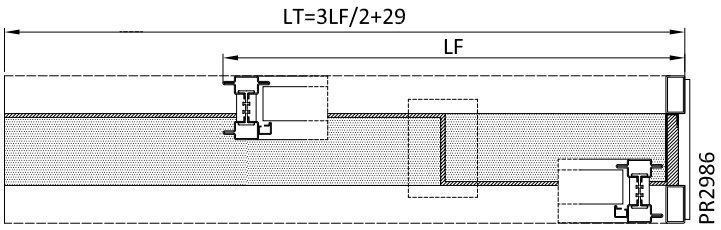

Sezione A-A
Section A-A

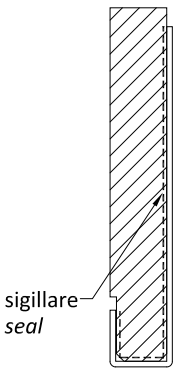

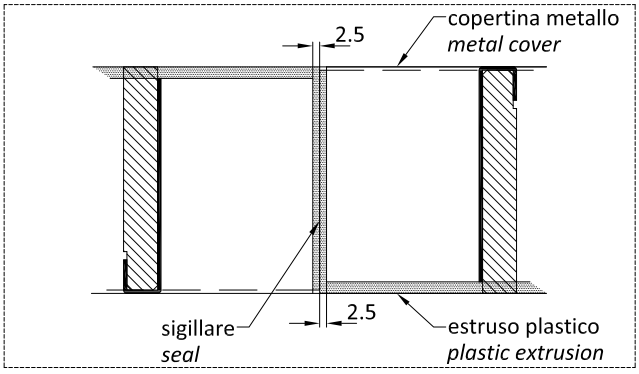

Schema | *Type* T2

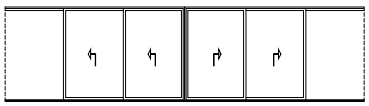

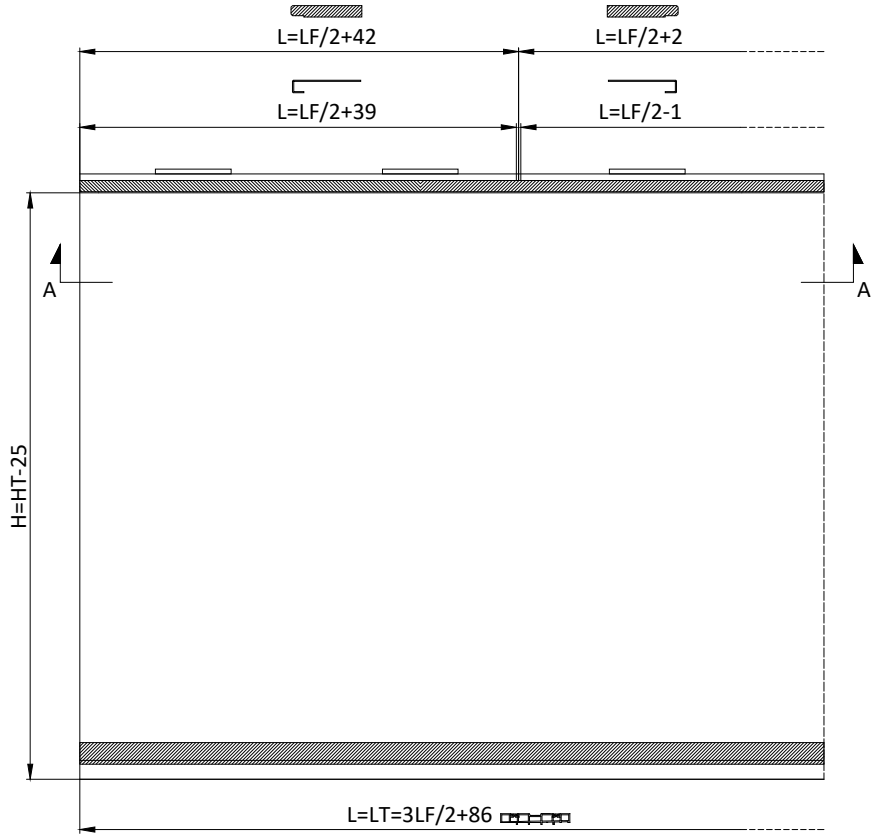



Sezione A-A
Section A-A

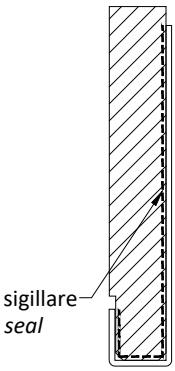

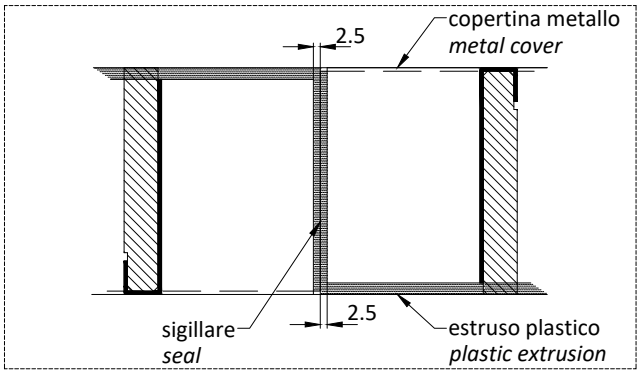

Schema | *Type* S3

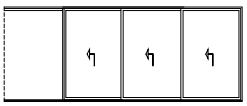

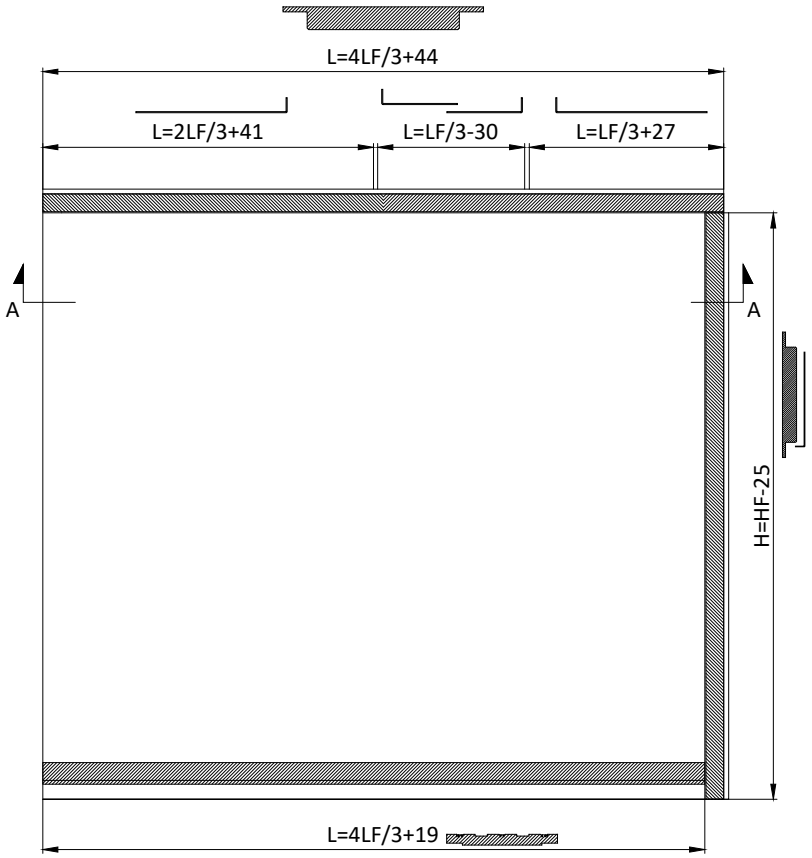



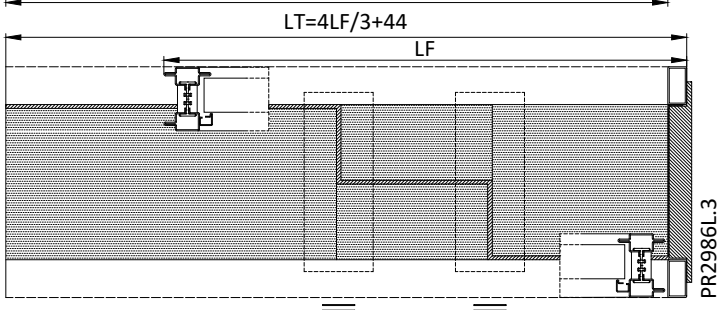

Sezione A-A
Section A-A

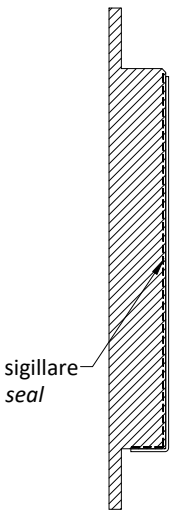

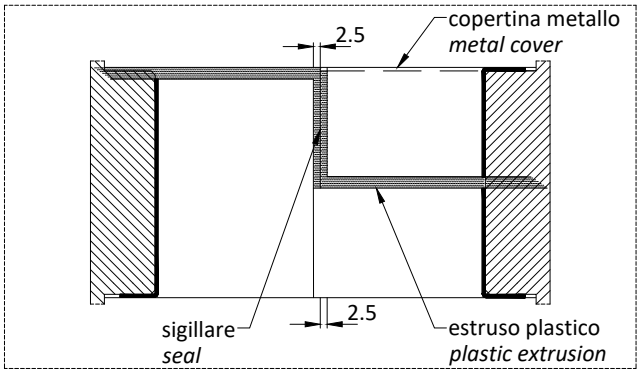

Schema | *Type* T3

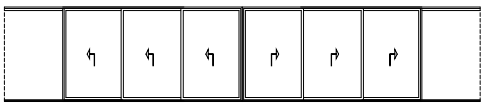

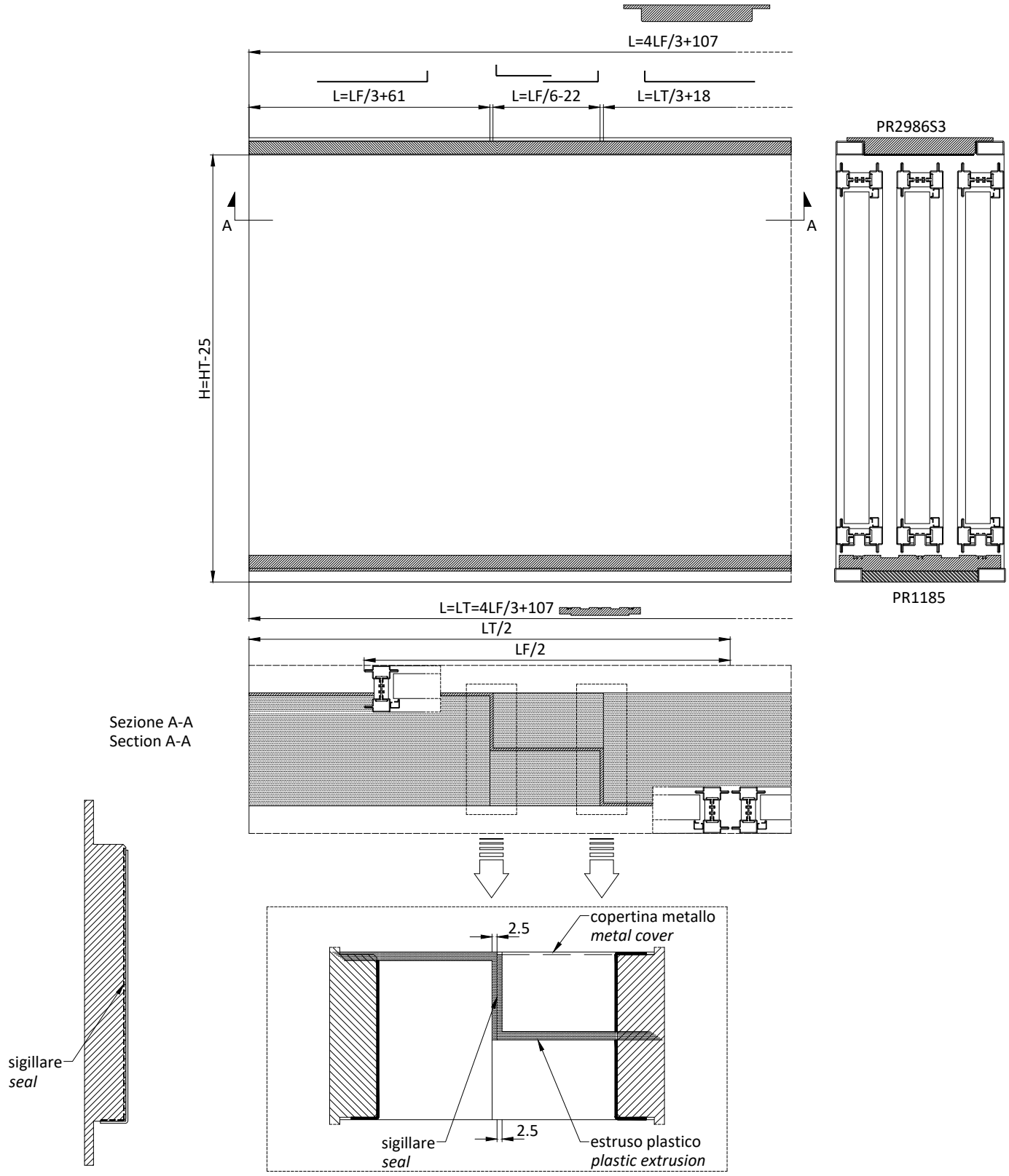

Schema | *Type* B

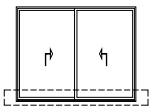

Schema | *Type* A

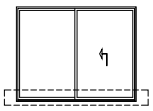

Fresata per tampone
Milled for pad

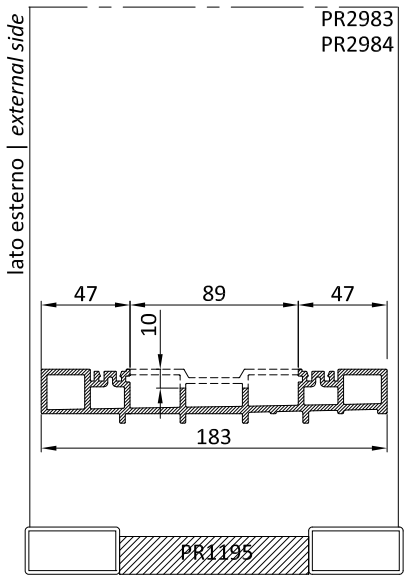

Fresate per scarico acqua
Milled for water drip

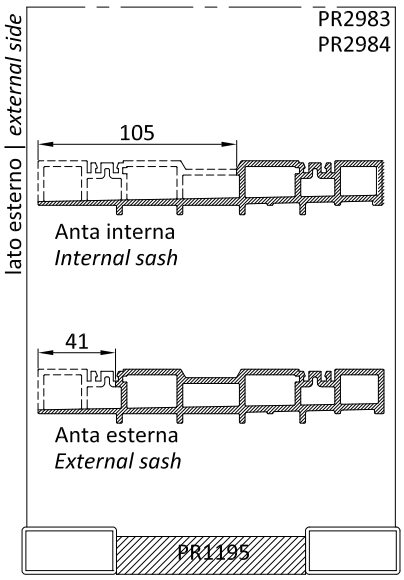

Fori di fissaggio
Anchoring holes

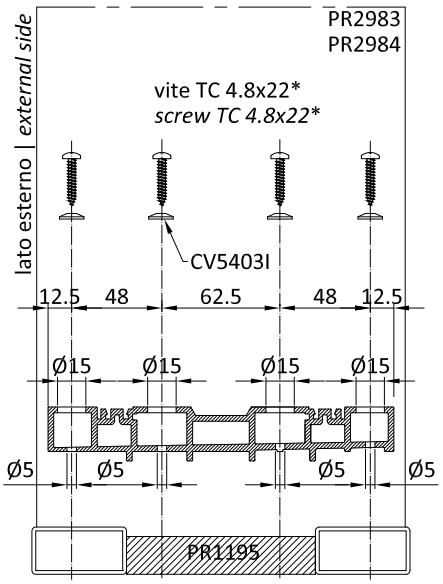

Fresate per scarico acqua e tamponi
Milled for water drip and pads

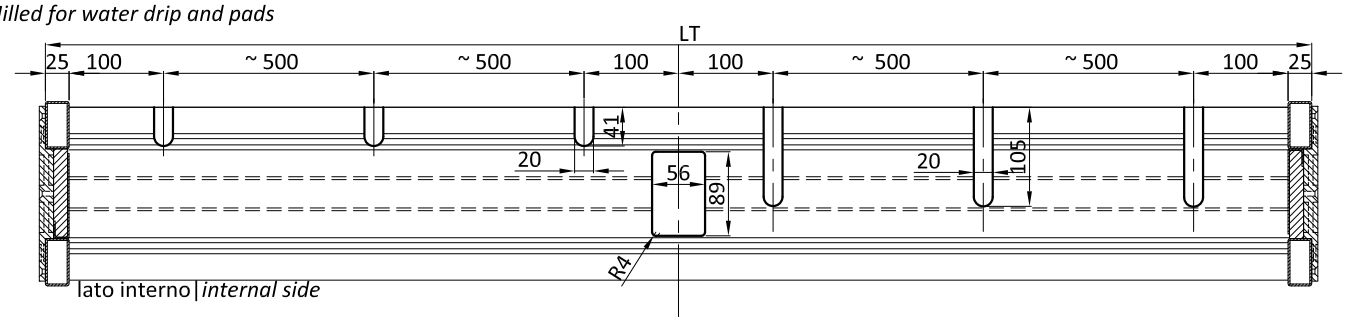

serramento
window/door

Foro Ø15 per viti 4.8x22
Hole Ø15 for screws 4.8x22

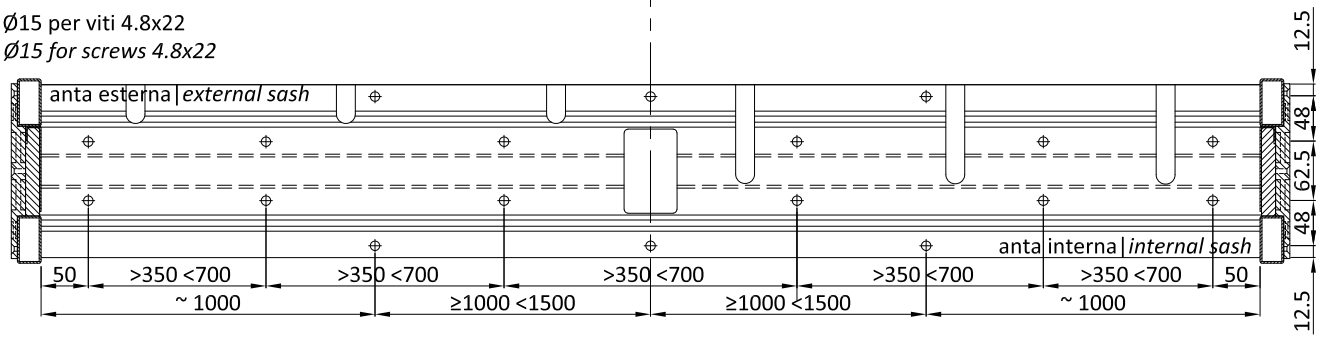

* viti TC 4.8x22 non comprese | * screws TC 4.8x22 not supplied

Schema | *Type* C

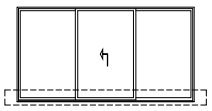

Fresata per tampone
Milled for pad

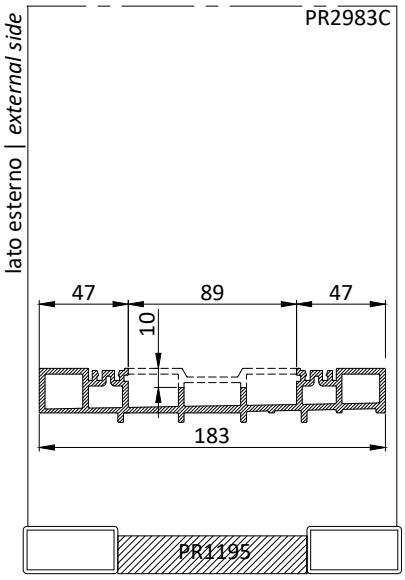

Fresate per scarico acqua
Milled for water drip

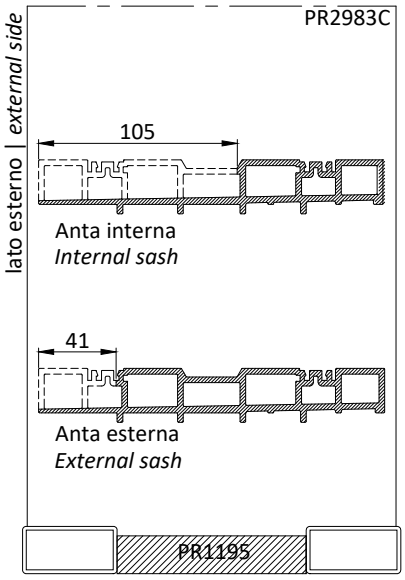

Fori di fissaggio
Anchoring holes

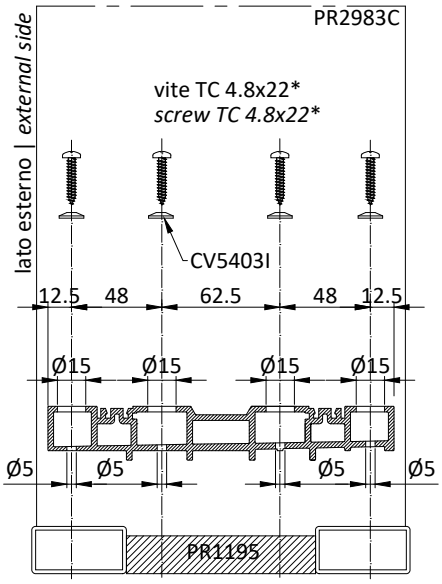

Fresate per scarico acqua e tamponi
Milled for water drip and pads

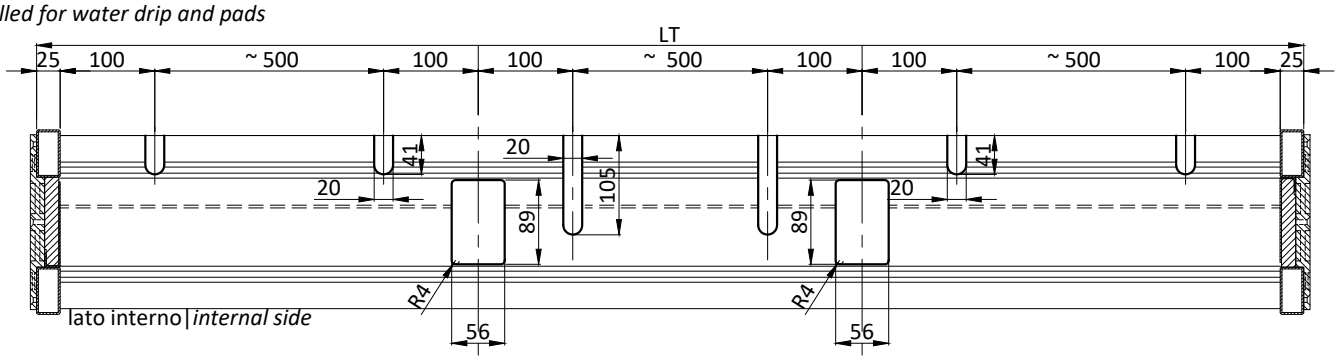

Foro Ø15 per viti 4.8x22
Hole Ø15 for screws 4.8x22

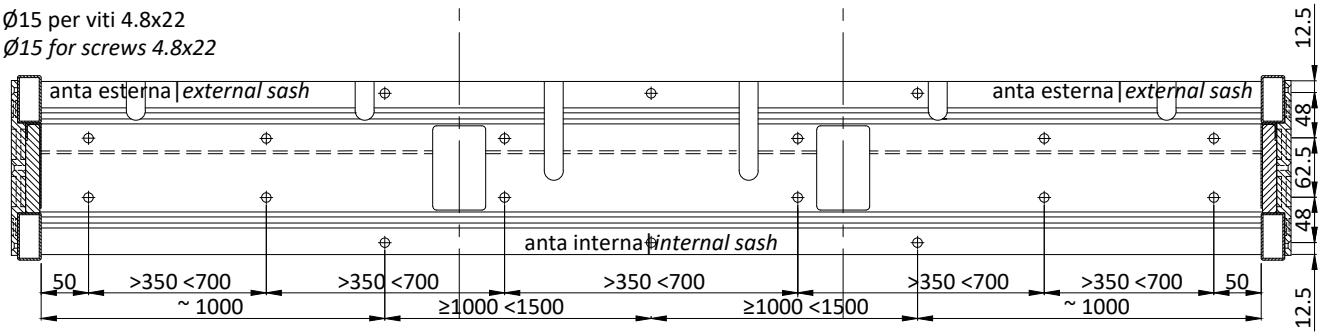

* viti TC 4.8x22 non comprese | * screws TC 4.8x22 not supplied

Schema | *Type* F

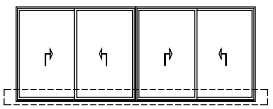

Schema | *Type* E

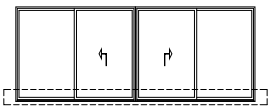

Fresata per tampone
Milled for pad

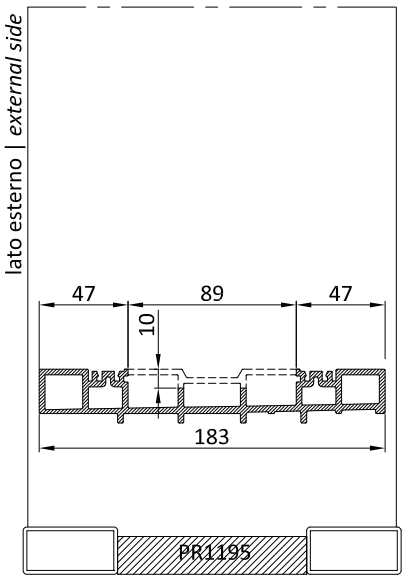

Fresate per scarico acqua
Milled for water drip

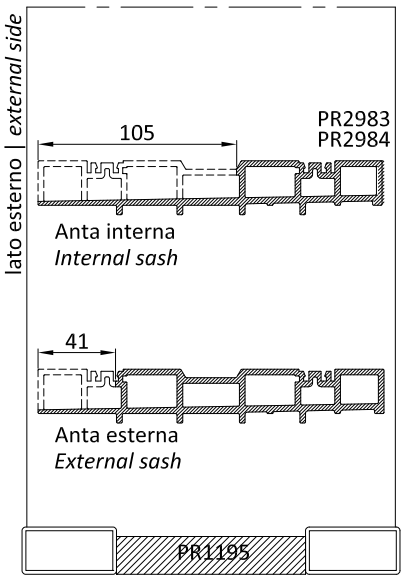

Fori di fissaggio
Anchoring holes

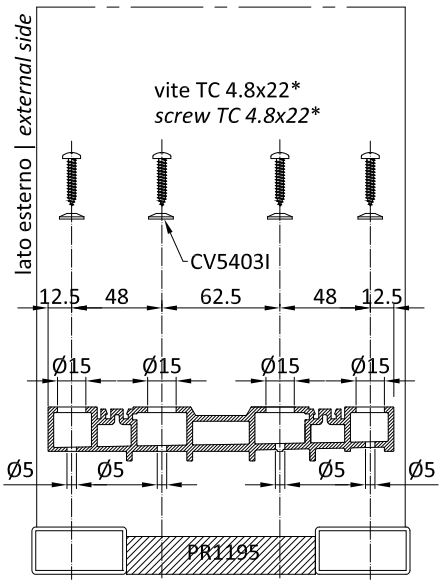

Fresate per scarico acqua e tamponi
Milled for water drip and pads

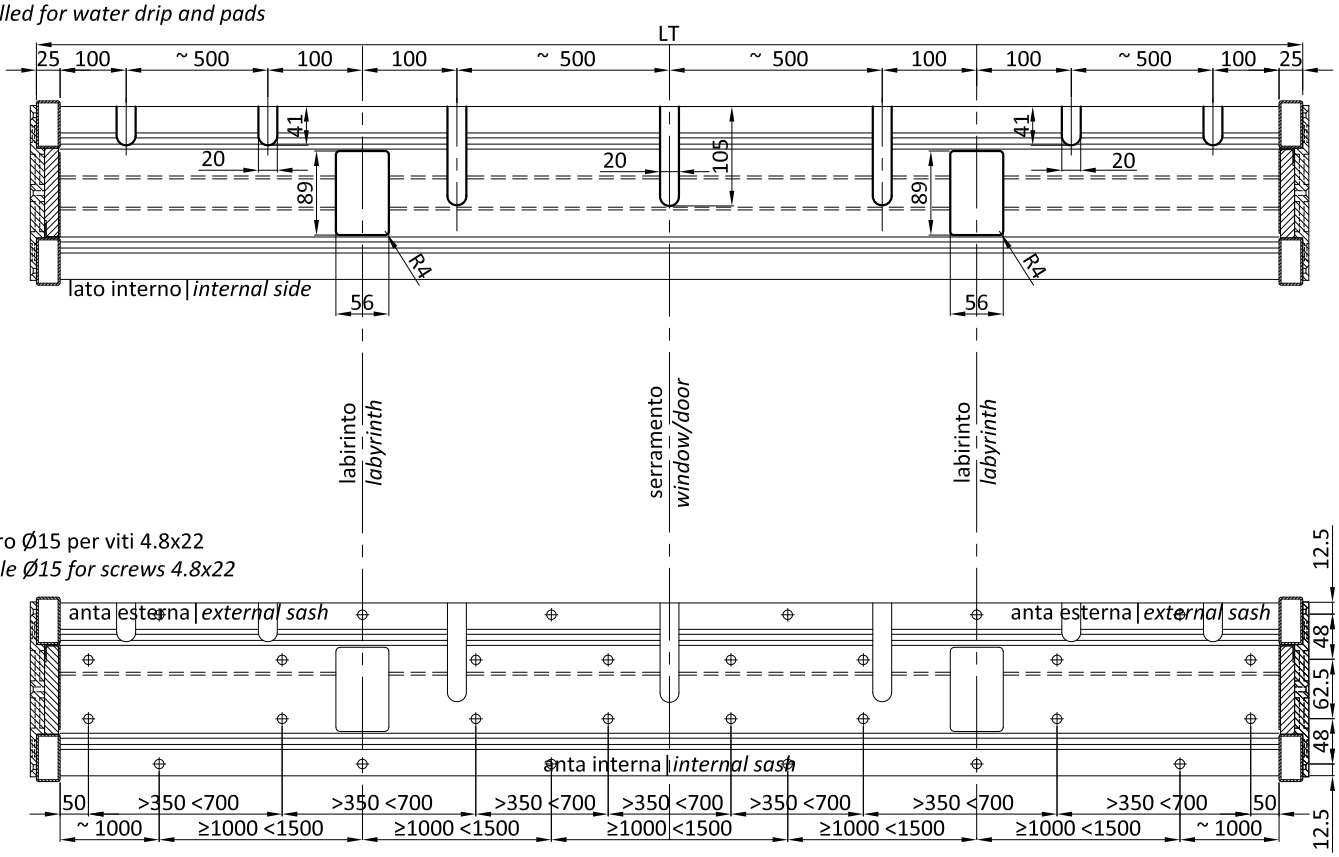

Foro Ø15 per viti 4.8x22
Hole Ø15 for screws 4.8x22

* viti TC 4.8x22 non comprese | * screws TC 4.8x22 not supplied

Schema | *Type* C3

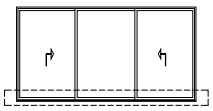

Schema | *Type* B3

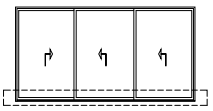

Schema | *Type* A3

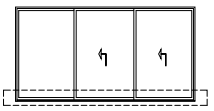

Fresata per tampone
Milled for pad

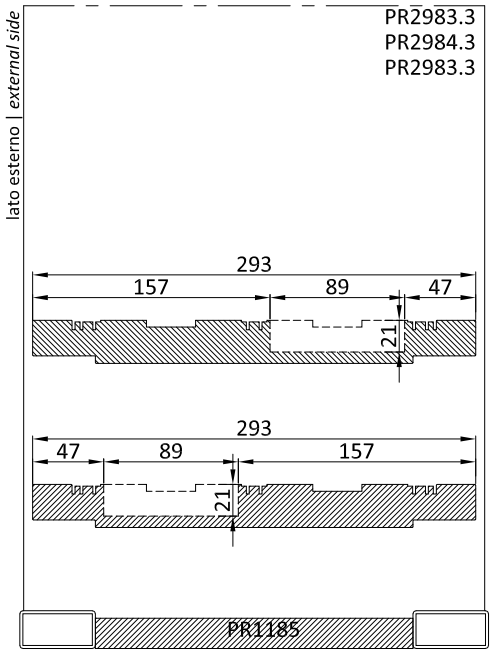

Fresate per scarico acqua
Milled for water drip

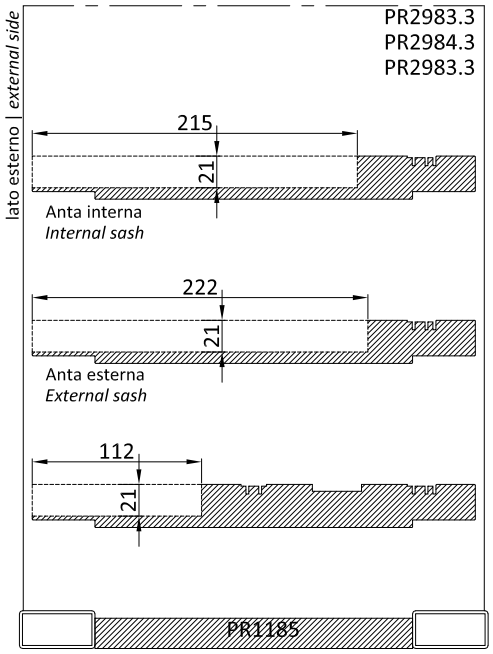

Fori di fissaggio
Anchoring holes

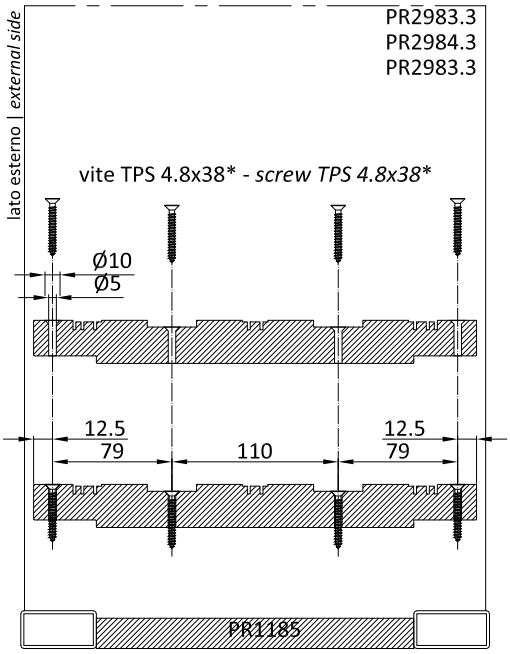

Fresate per scarico acqua e tamponi
Milled for water drip and pads

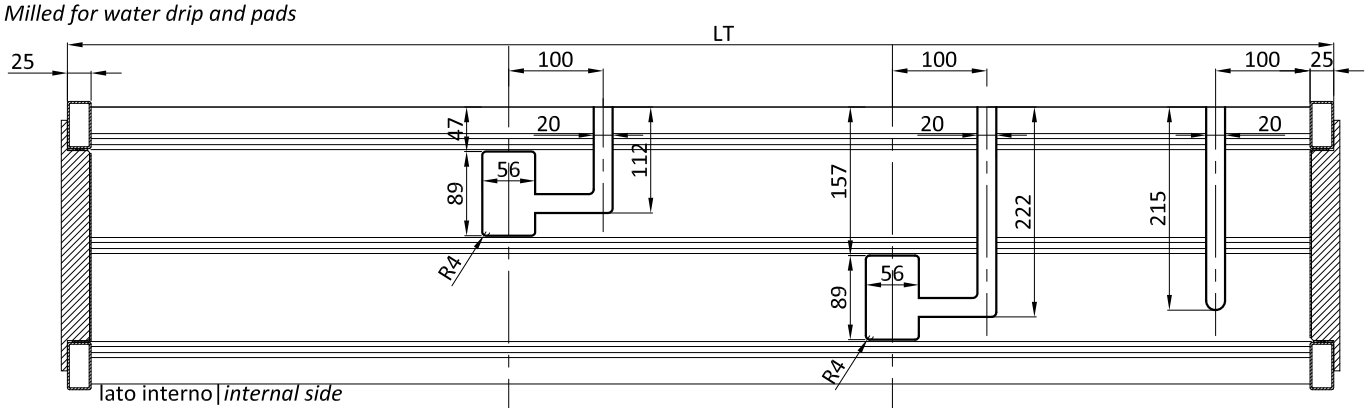

Foro Ø15 per viti 4.8x22
Hole Ø15 for screws 4.8x22

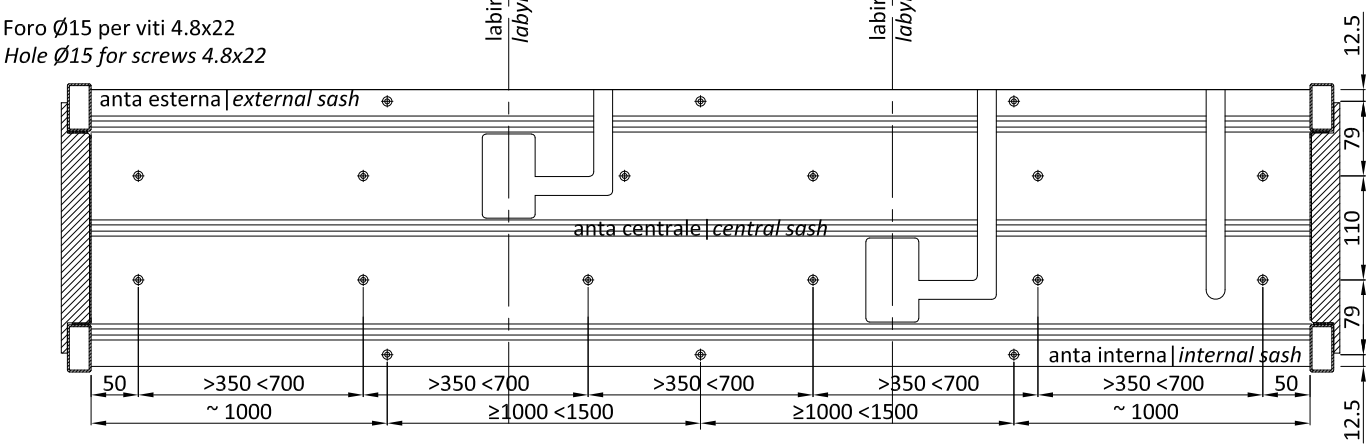

* viti TC 4.8x22 non comprese | * screws TC 4.8x22 not supplied

Schema | *Type* F3

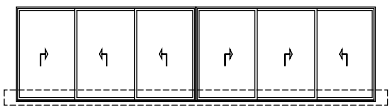

Schema | *Type* E3

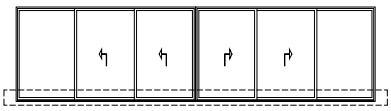

Fresata per tampone
Milled for pad

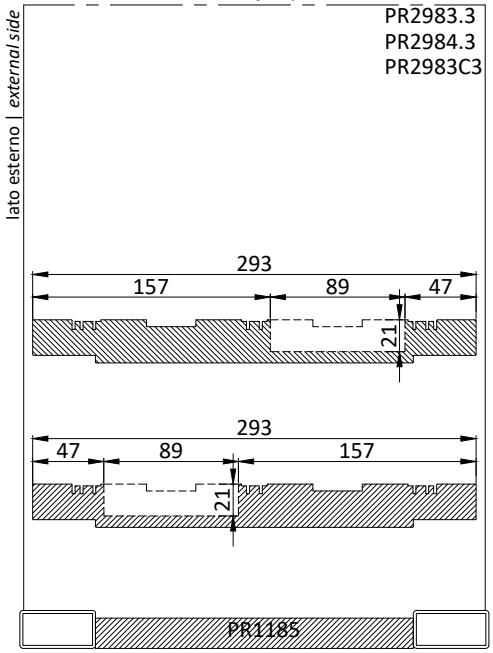

Fresate per scarico acqua
Milled for water drip

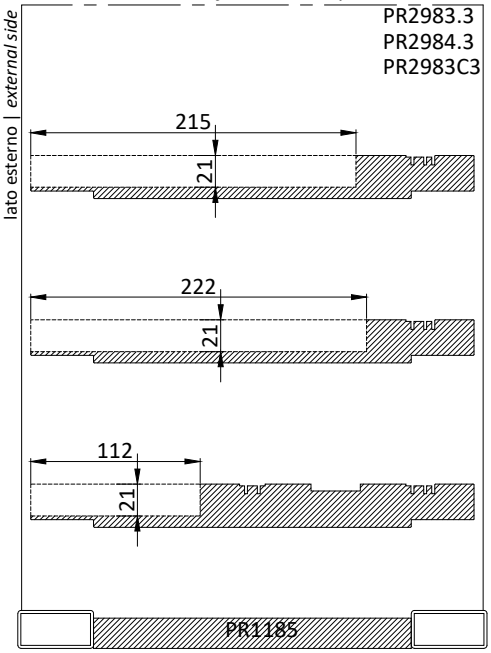

Fori di fissaggio
Anchoring holes

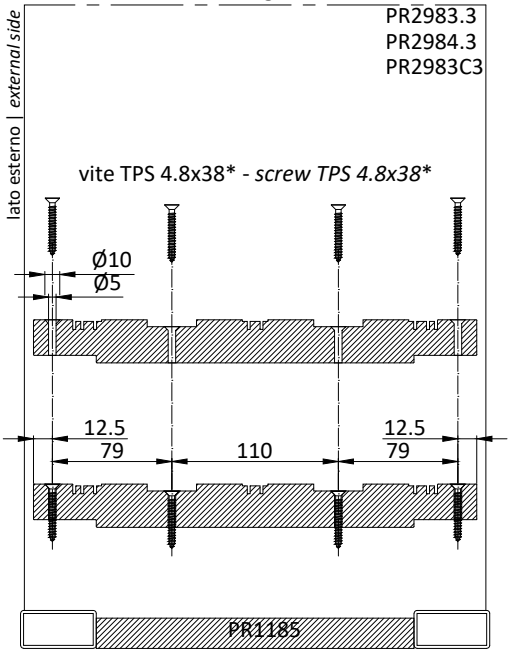

Fresate per scarico acqua e tamponi
Milled for water drip and pads

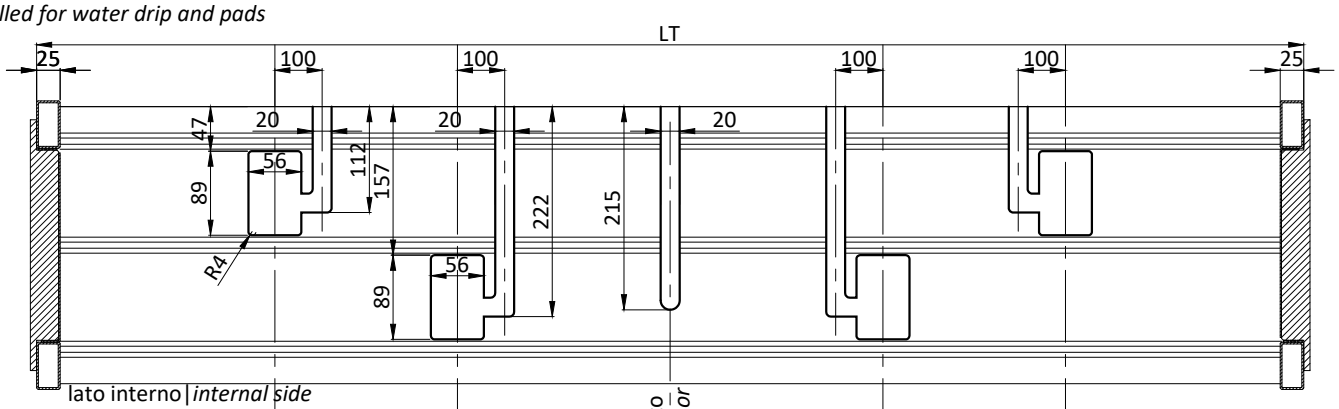

Foro Ø15 per viti 4.8x22
Hole Ø15 for screws 4.8x22

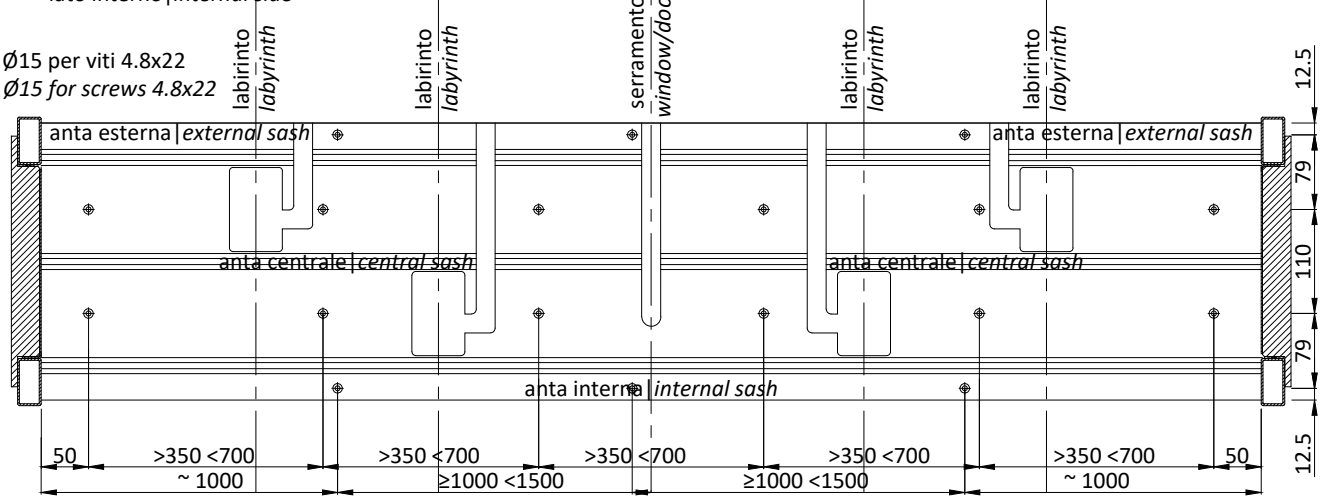

* viti TPS 4.8x38 non comprese | * screws TPS 4.8x38 not supplied

Schema | *Type* S1

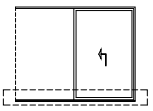

Fori di fissaggio
Anchoring holes

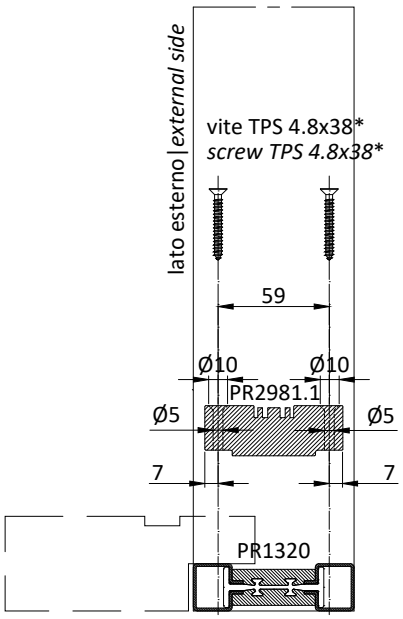

Fresata vasca porta tampone
Milled for pad case

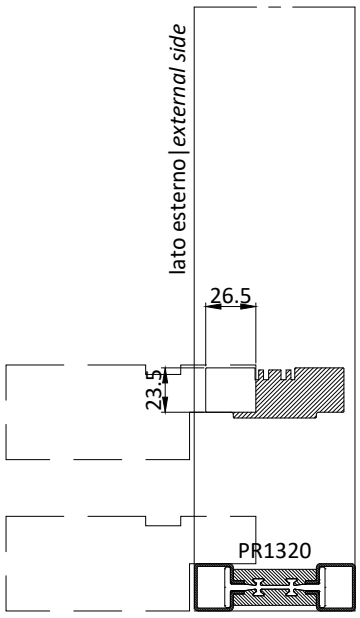

Fresate per scarico acqua e tamponi
Milled for water drip and pads

Fresata per vaschetta tampone
Milled for pad case

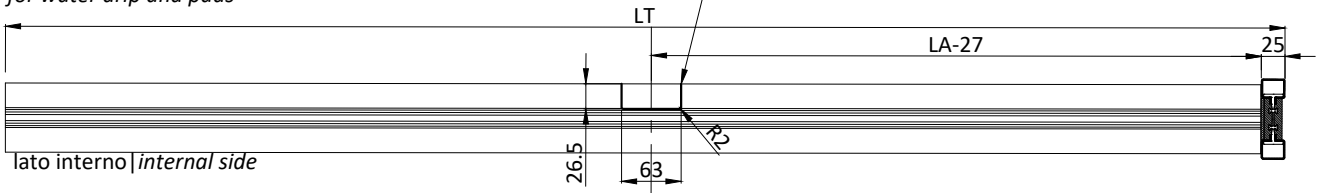

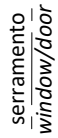

Foro Ø15 per viti 4.8x22
Hole Ø15 for screws 4.8x22

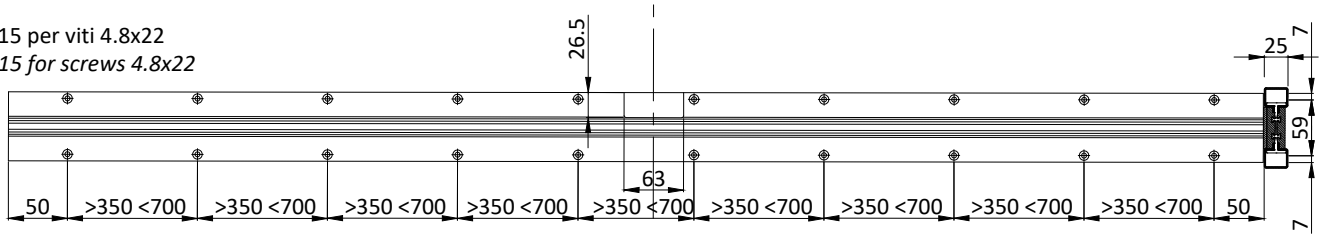

* viti TPS 4.8x38 non comprese | * screws TPS 4.8x38 not supplied

Schema | *Type* S2

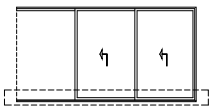

Fresata per tampone
Milled for pad

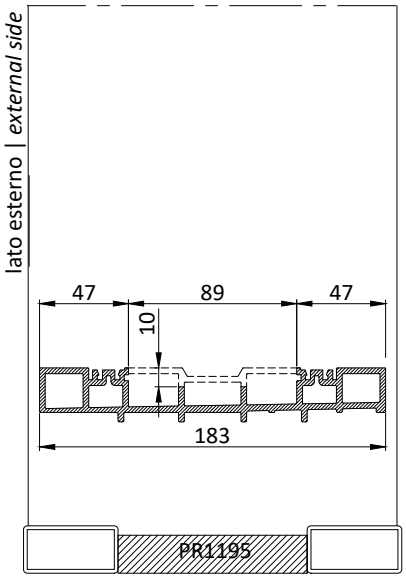

Fresate per scarico acqua
Milled for water drip

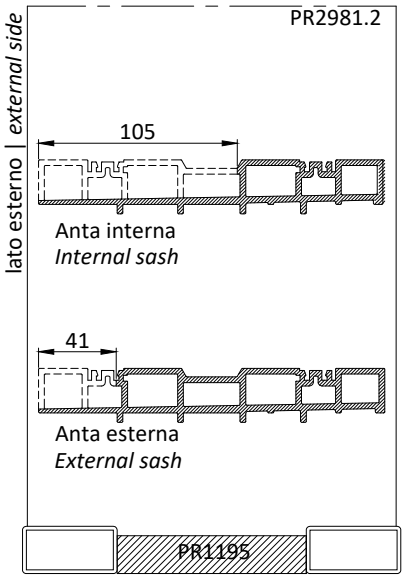

Fori di fissaggio
Anchoring holes

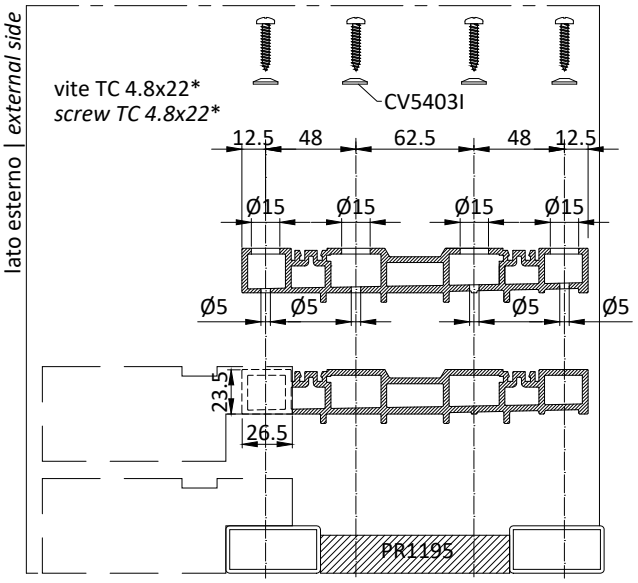

Fresate per scarico acqua e tamponi
Milled for water drip and pads

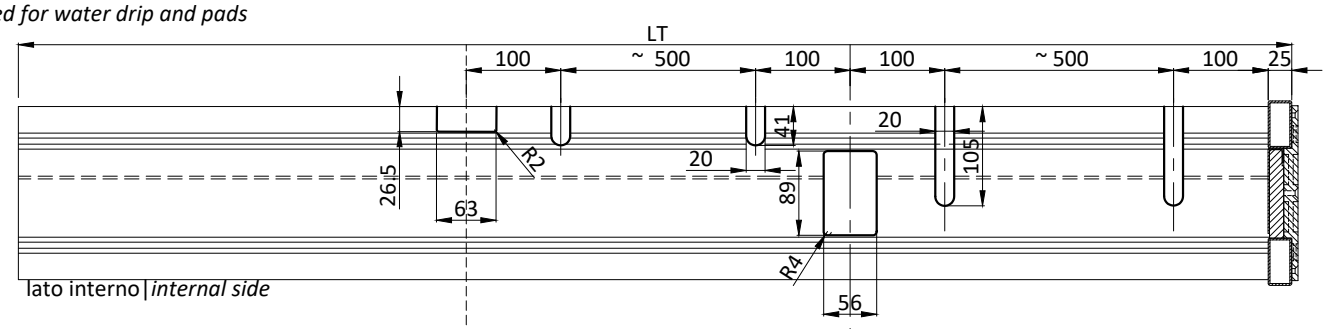





Foro Ø15 per viti 4.8x22
Hole Ø15 for screws 4.8x22

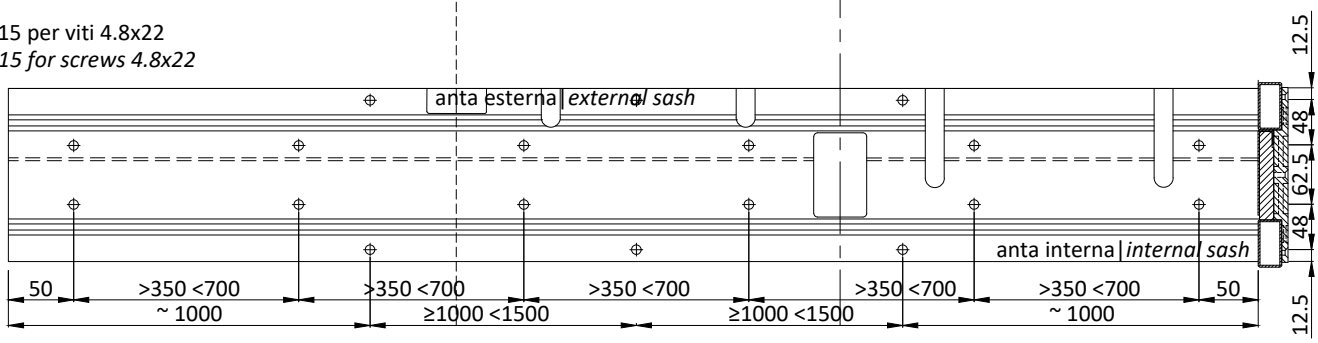

* viti TC 4.8x22 non comprese | * screws TC 4.8x22 not supplied

Schema | *Type* S3

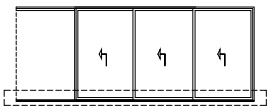

Fresata per tampone
Milled for pad

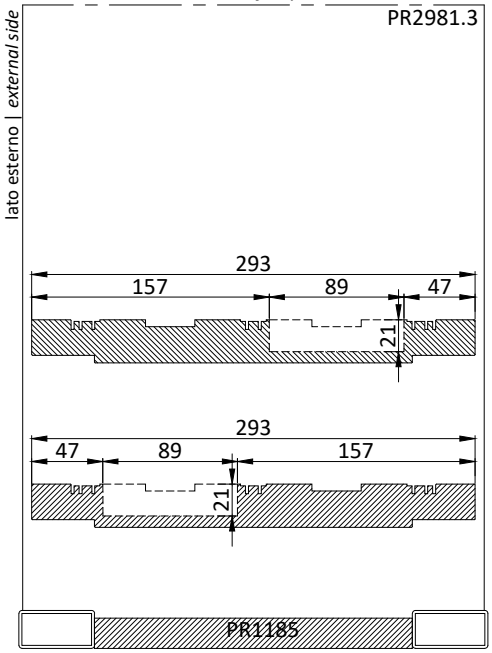

Fresate per scarico acqua
Milled for water drip

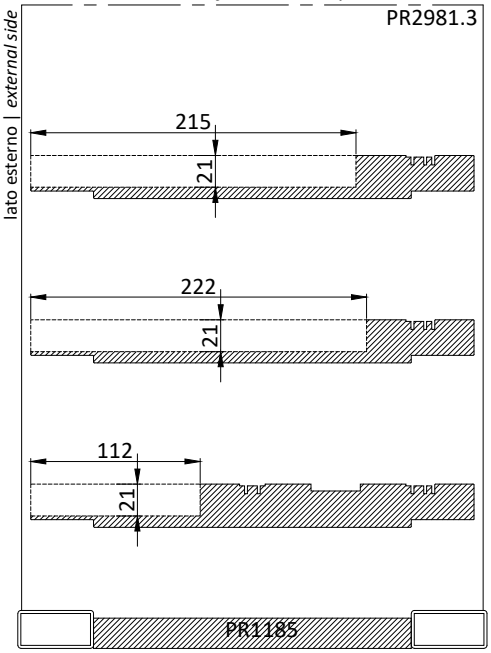

Fori di fissaggio
Anchoring holes

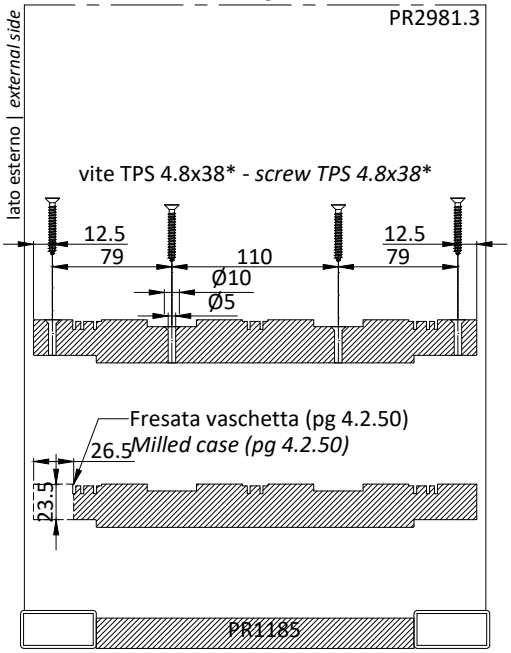

Fresate per scarico acqua e tamponi
Milled for water drip and pads

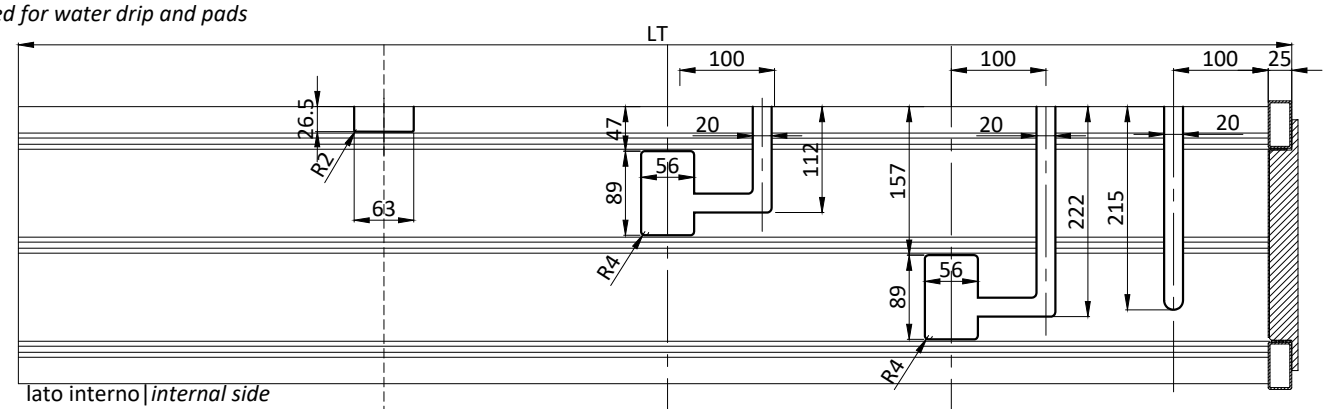

Foro Ø15 per viti 4.8x22
Hole Ø15 for screws 4.8x22

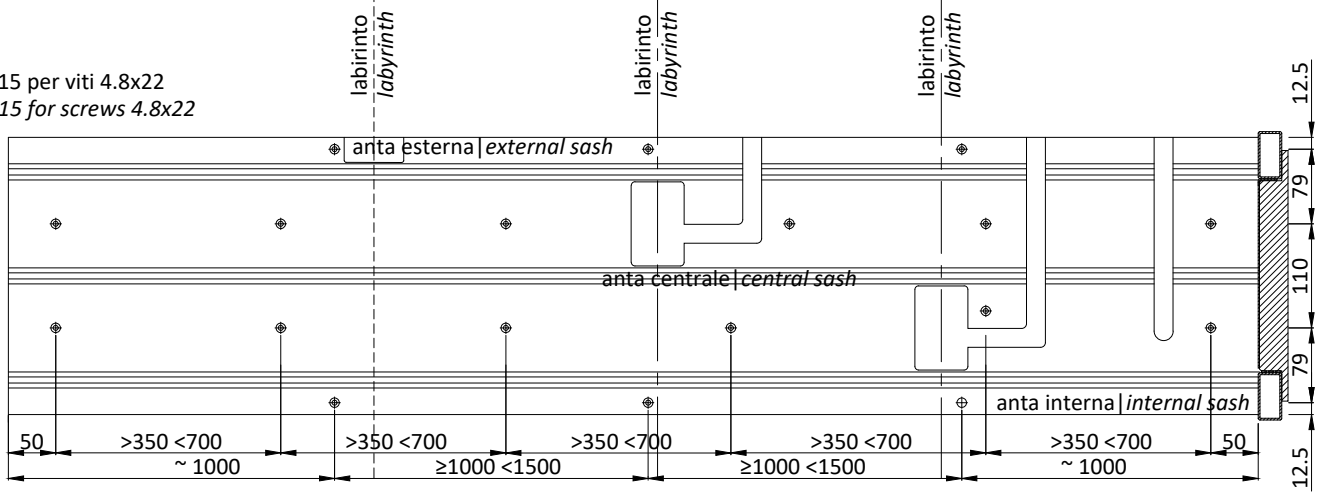

* viti TPS 4.8x38 non comprese | * screws TPS 4.8x38 not supplied

Schema | *Type* T1

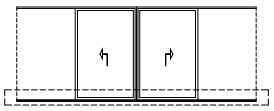

Fori di fissaggio
Anchoring holes

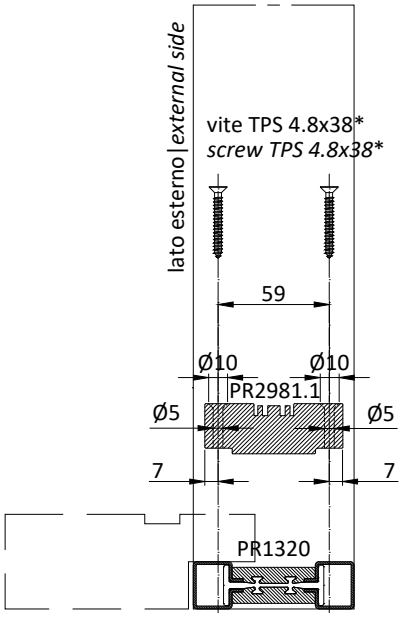

Fresata vasca porta tampone
Milled for pad case

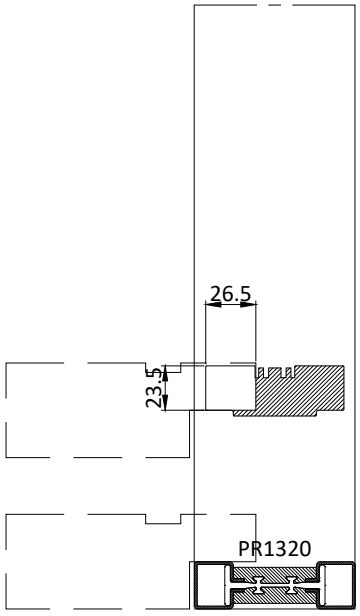

Fresate per scarico acqua e tamponi
Milled for water drip and pads

Fresata per vaschetta tampone
Milled for pad case

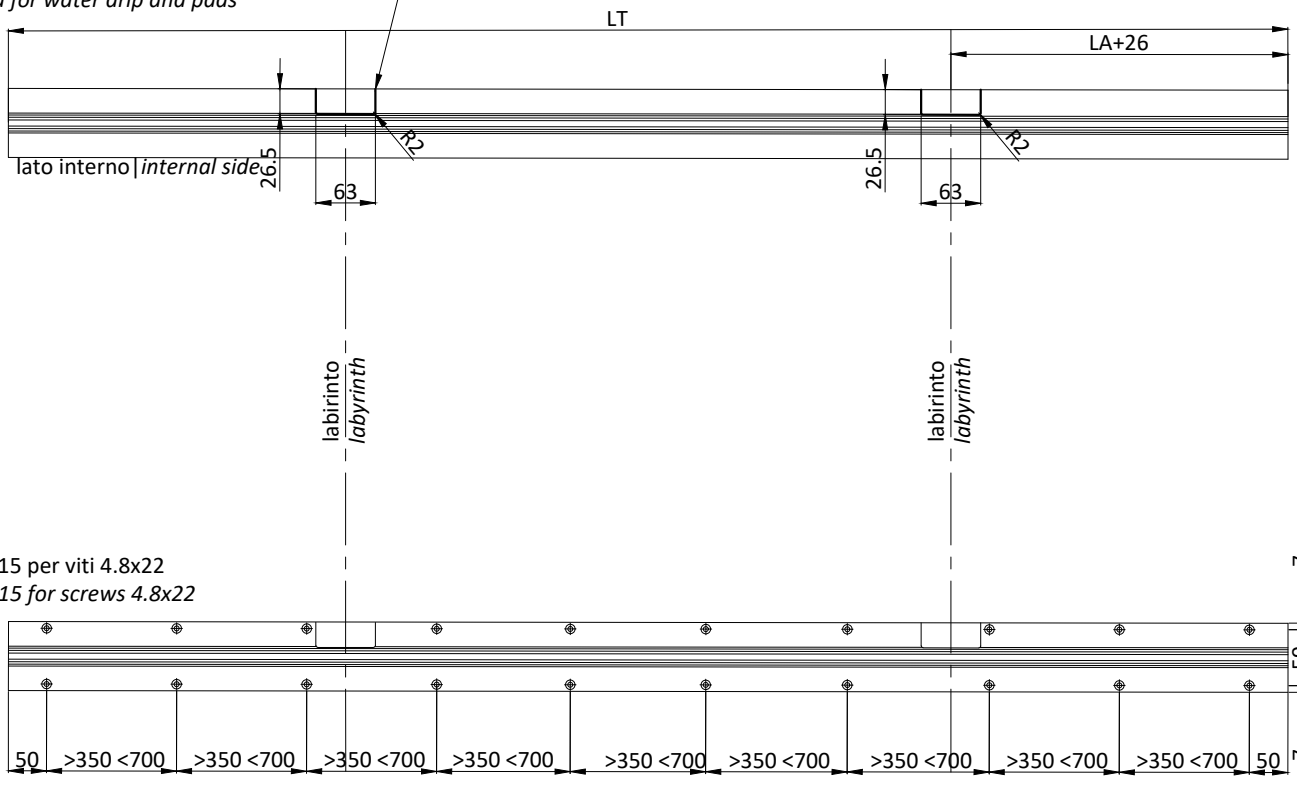

* viti TPS 4.8x38 non comprese | * screws TPS 4.8x38 not supplied

Schema | *Type* T2

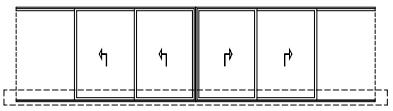

Fresata per tampone
Milled for pad

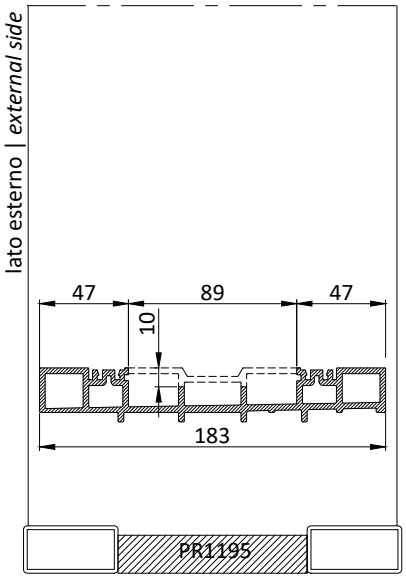

Fresate per scarico acqua
Milled for water drip

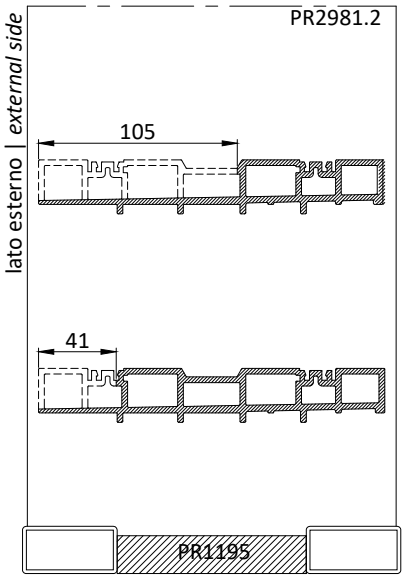

Fori di fissaggio
Anchoring holes

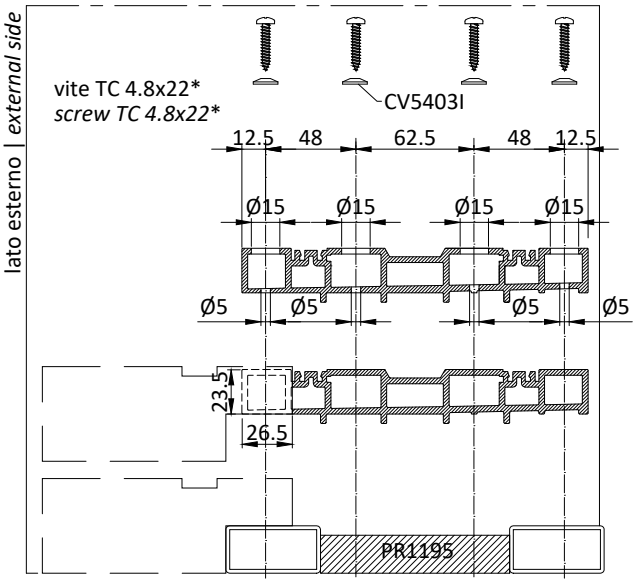

Fresate per scarico acqua e tamponi
Milled for water drip and pads

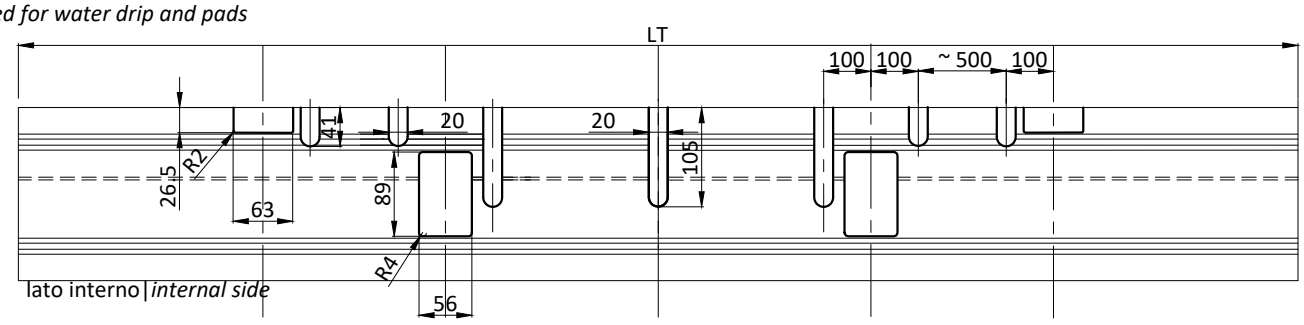









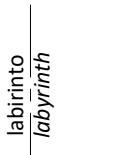

Foro Ø15 per viti 4.8x22
Hole Ø15 for screws 4.8x22

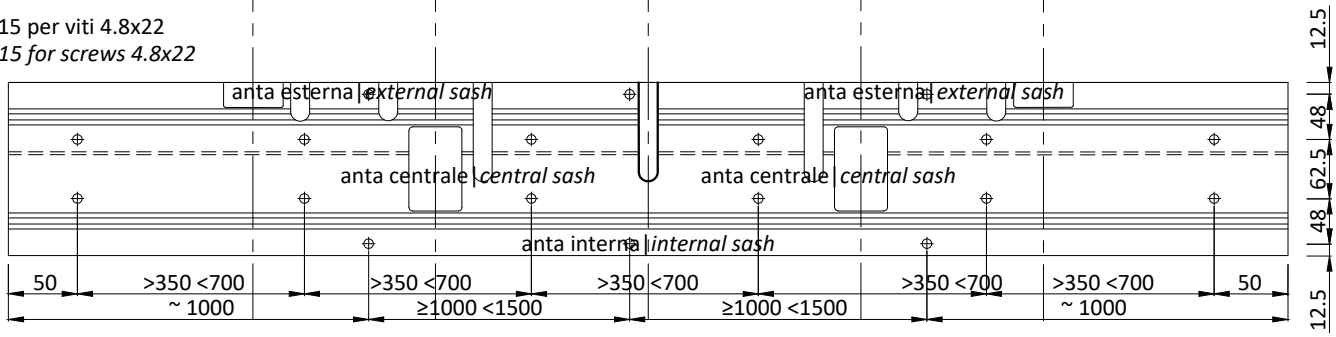

* viti TC 4.8x22 non comprese | * screws TC 4.8x22 not supplied

Schema | *Type* T3

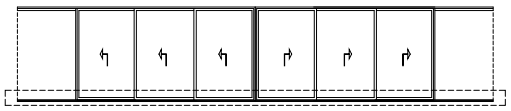

Fresata per tampone
Milled for pad

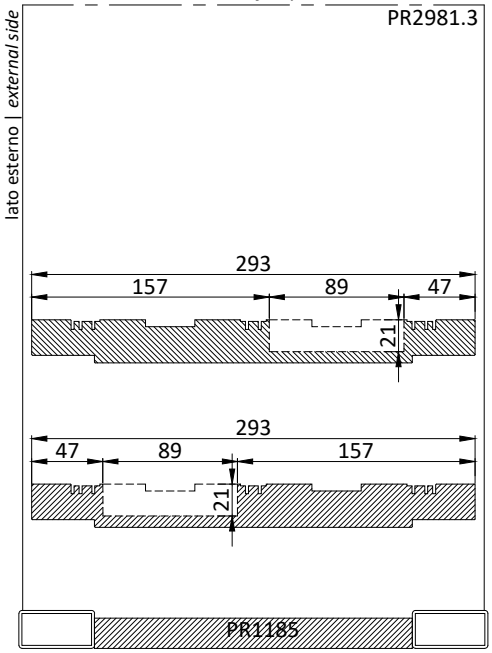

Fresate per scarico acqua
Milled for water drip

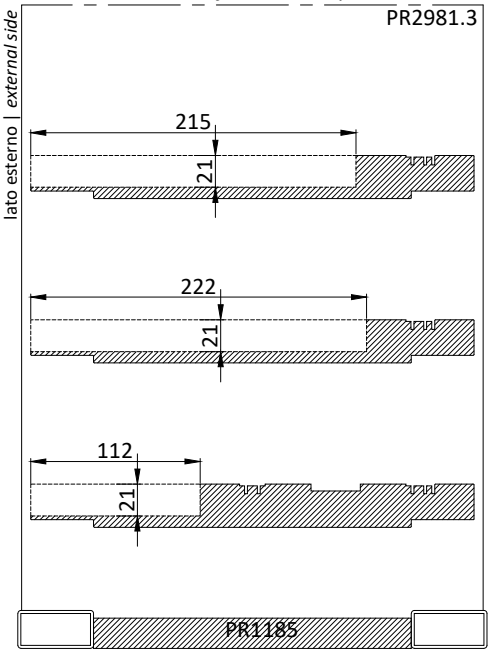

Fori di fissaggio
Anchoring holes

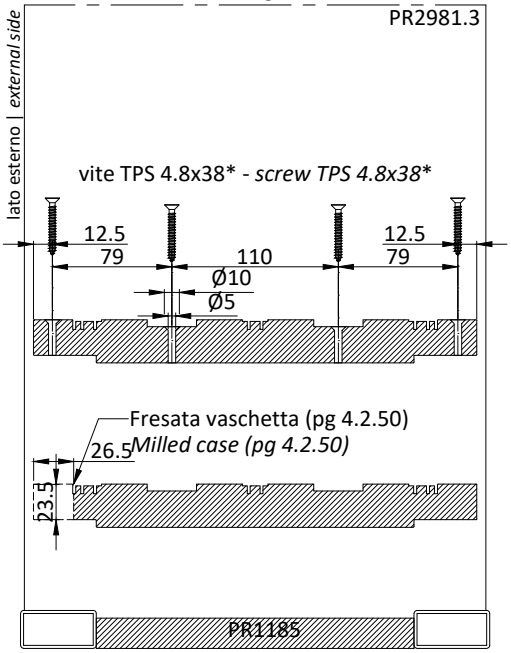

Fresate per scarico acqua e tamponi
Milled for water drip and pads

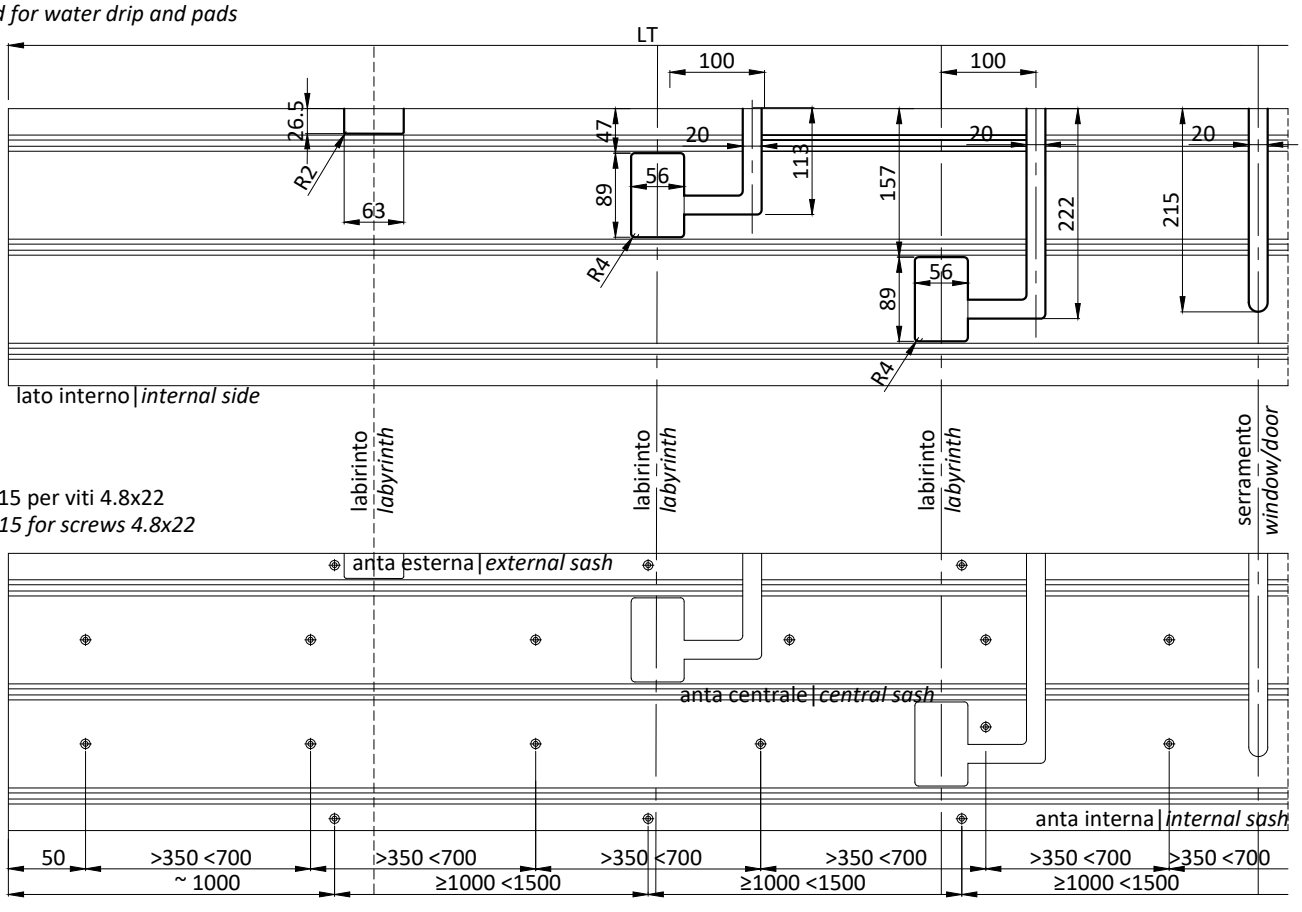

* viti TPS 4.8x38 non comprese | * screws TPS 4.8x38 not supplied

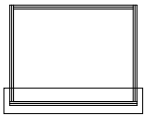

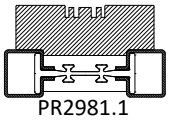

PR2981.1

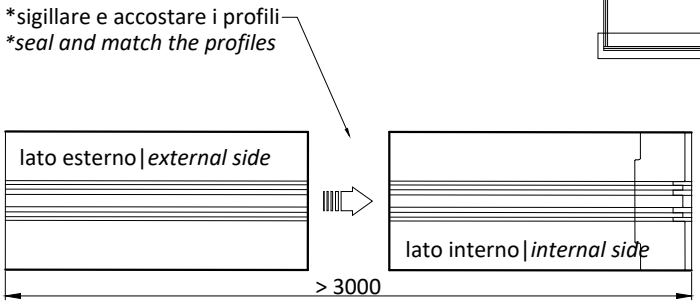

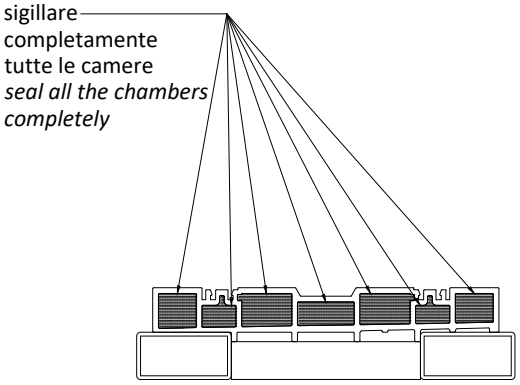

PR2983 - PR2984 - PR2983C - PR2981.2

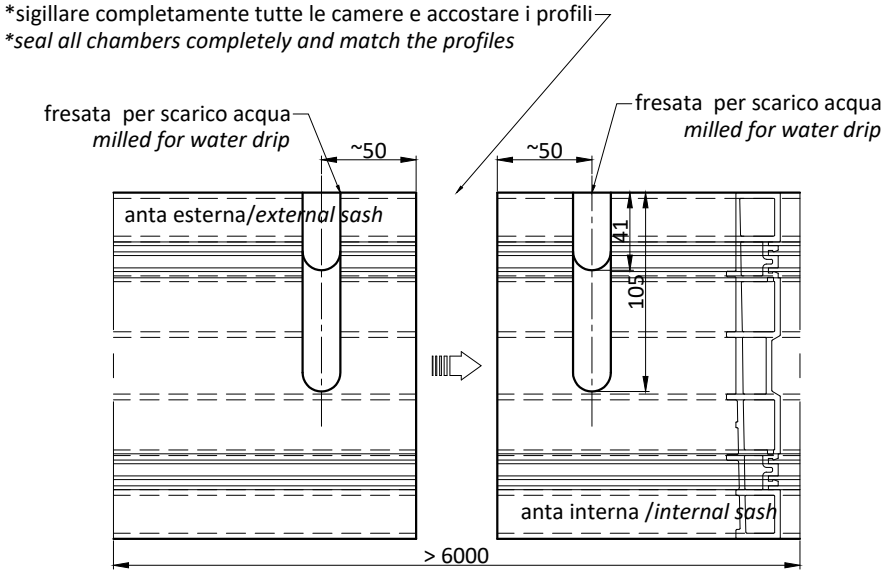

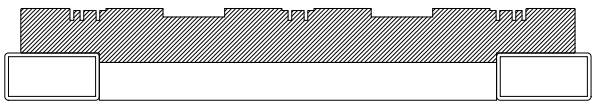

PR2983.3 - PR2984.3 - PR2983C3 - PR2981.3

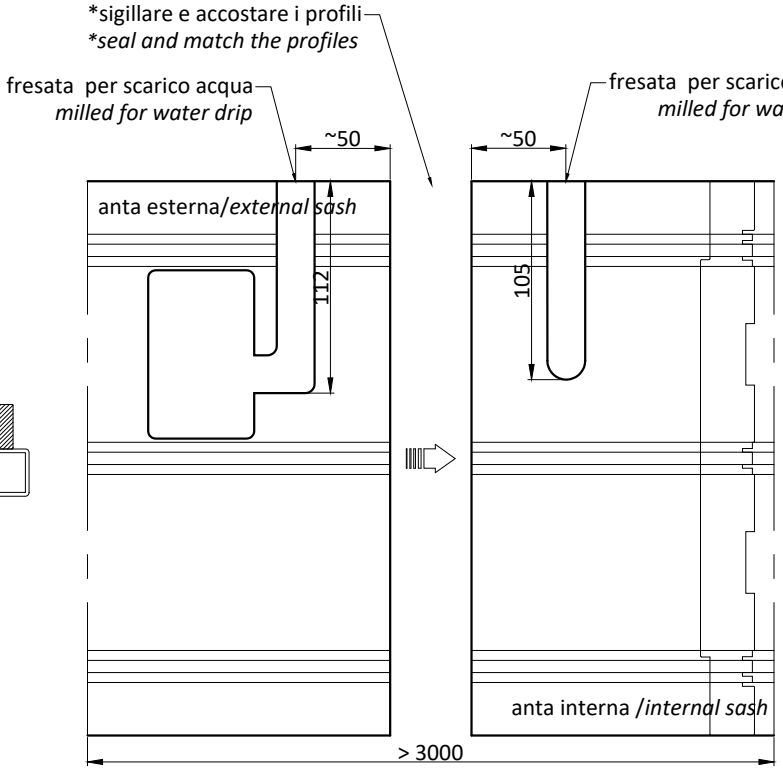

* VIETATA la giunzione in asse del labirinto dove viene eseguita la fresatura per il tampone ed in asse centrale del serramento dove si incontrano le due ante interne ed è realizzato lo scarico acqua centrale

**FORBIDDEN the junction on the axis of the labyrinth where milling is carried out for the pad and on the central axis of the door/window where the two internal sashes meet and the main water drip is located*

PR2983

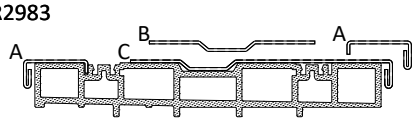

Schema | *Type* A

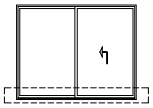

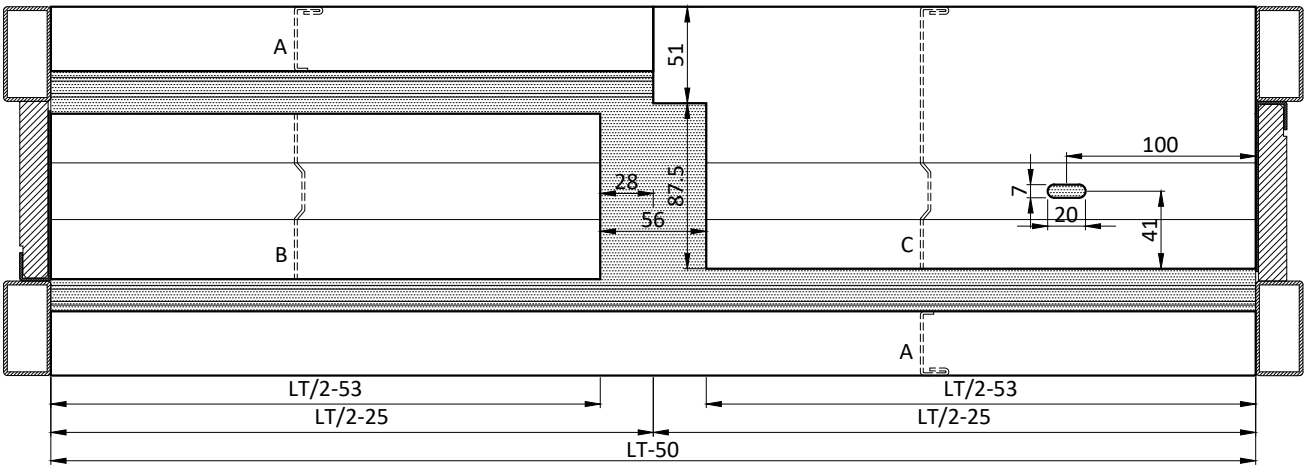

PR2984

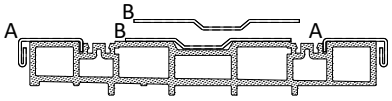

Schema | *Type* B

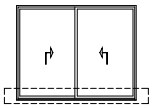

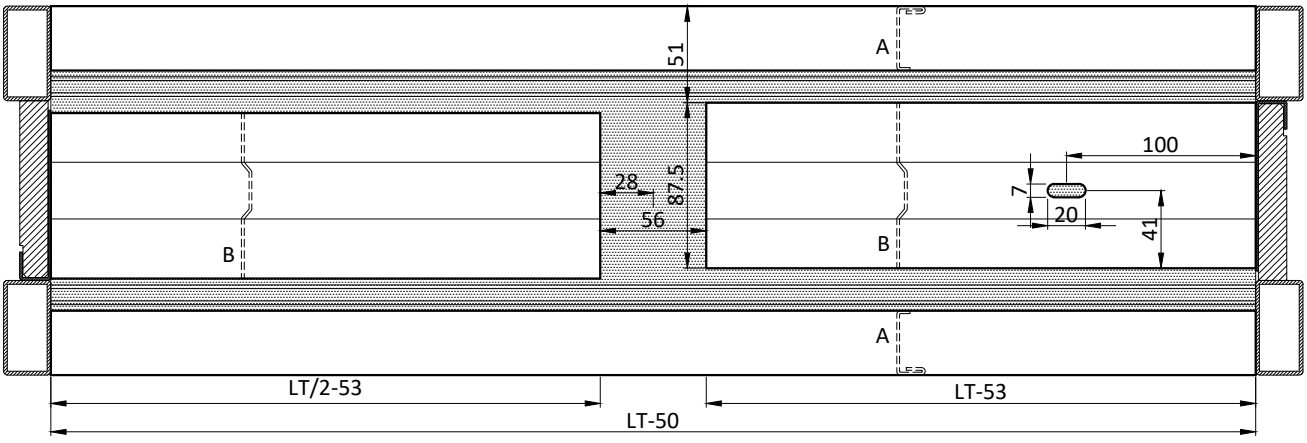

Le copertine in metallo devono essere fissate al profilo estruso PR2983-PR2984 mediante incollaggio con silicone
The metal covers have to be attached to the extrusion profile PR2983-PR2984 with silicon
La copertina A interna va posizionata dopo il fissaggio del serramento a terra
Internal cover A must be put in place once the window/door has been attached on the ground

PR2983C

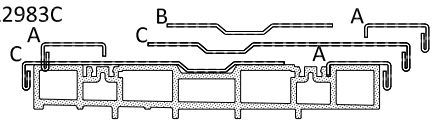

Schema | *Type* C

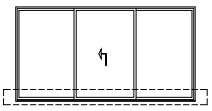

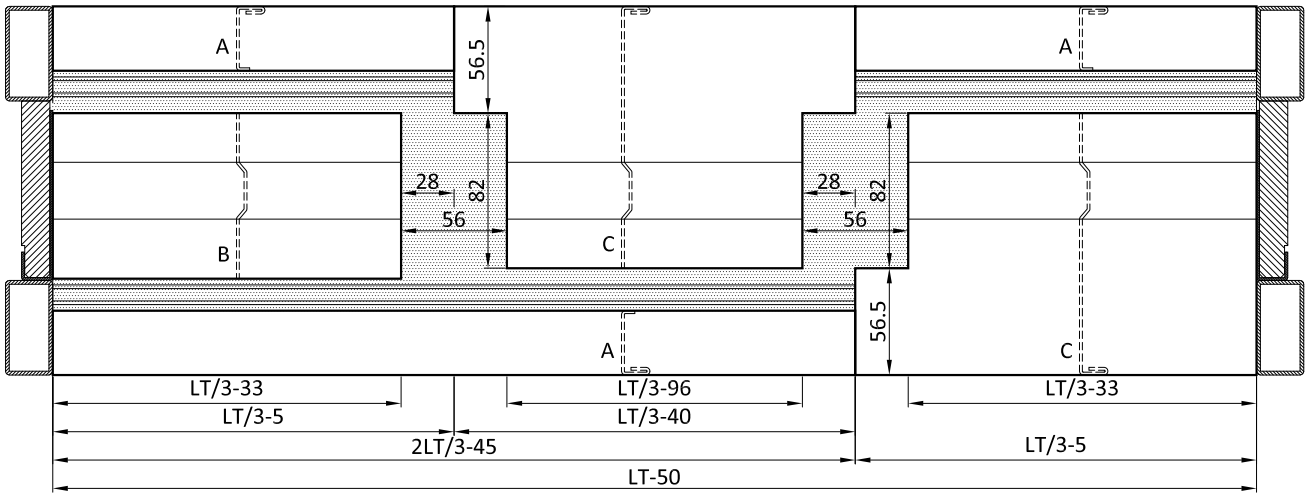

PR2983

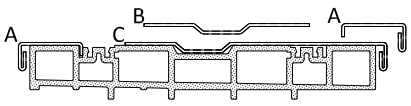

Schema | *Type* E

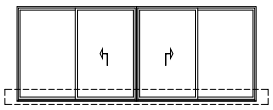

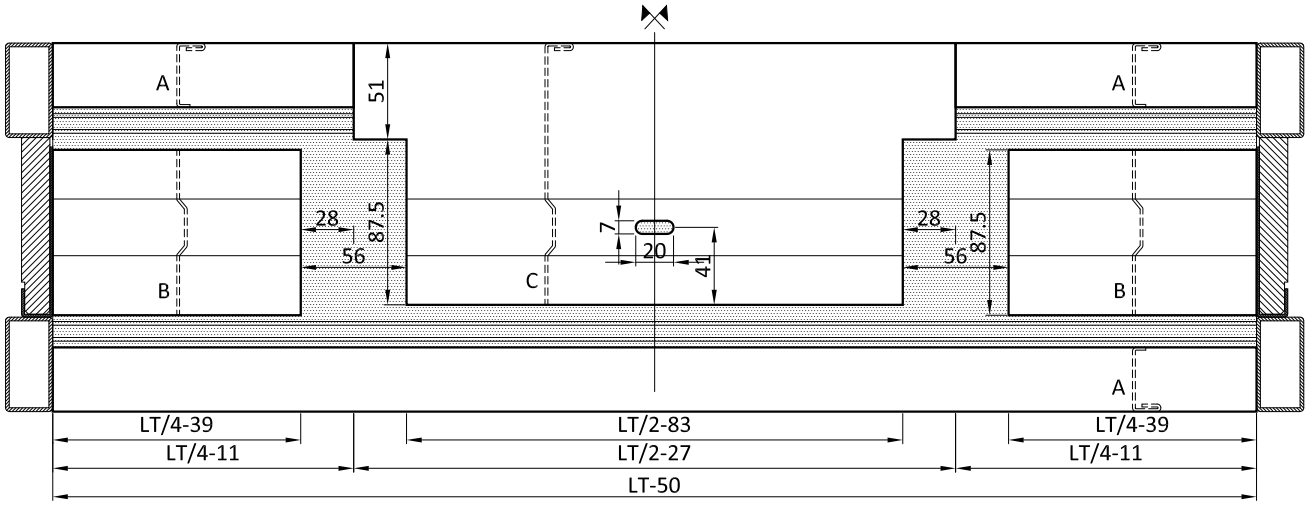

Le copertine in metallo devono essere fissate al profilo estruso PR2983C-PR2983 mediante incollaggio con silicone
The metal covers have to be attached to the extrusion profile PR2983C-PR2983 with silicon
La copertina A interna va posizionata dopo il fissaggio del serramento a terra
Internal cover A must be put in place once the window/door has been attached on the ground

PR2984

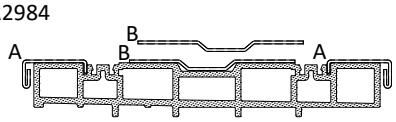

Schema | *Type* F

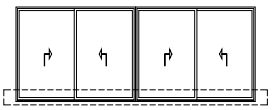

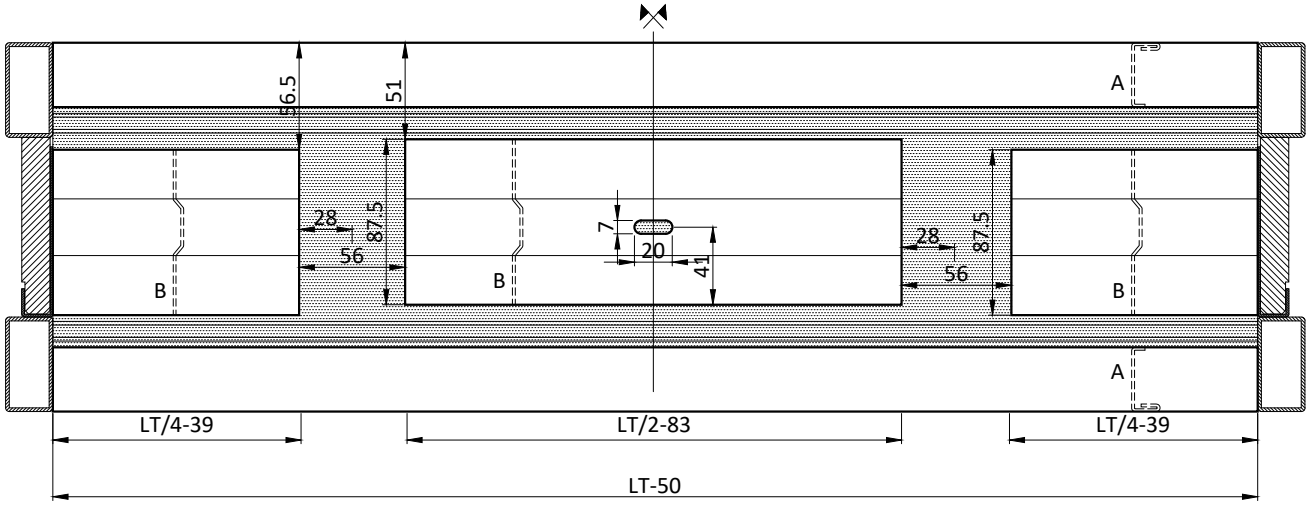

PR2983.3

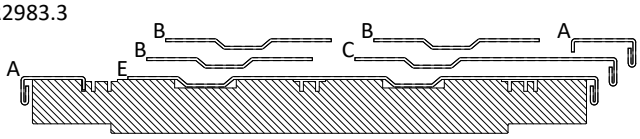

Schema | *Type* A3

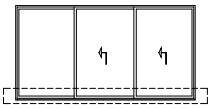

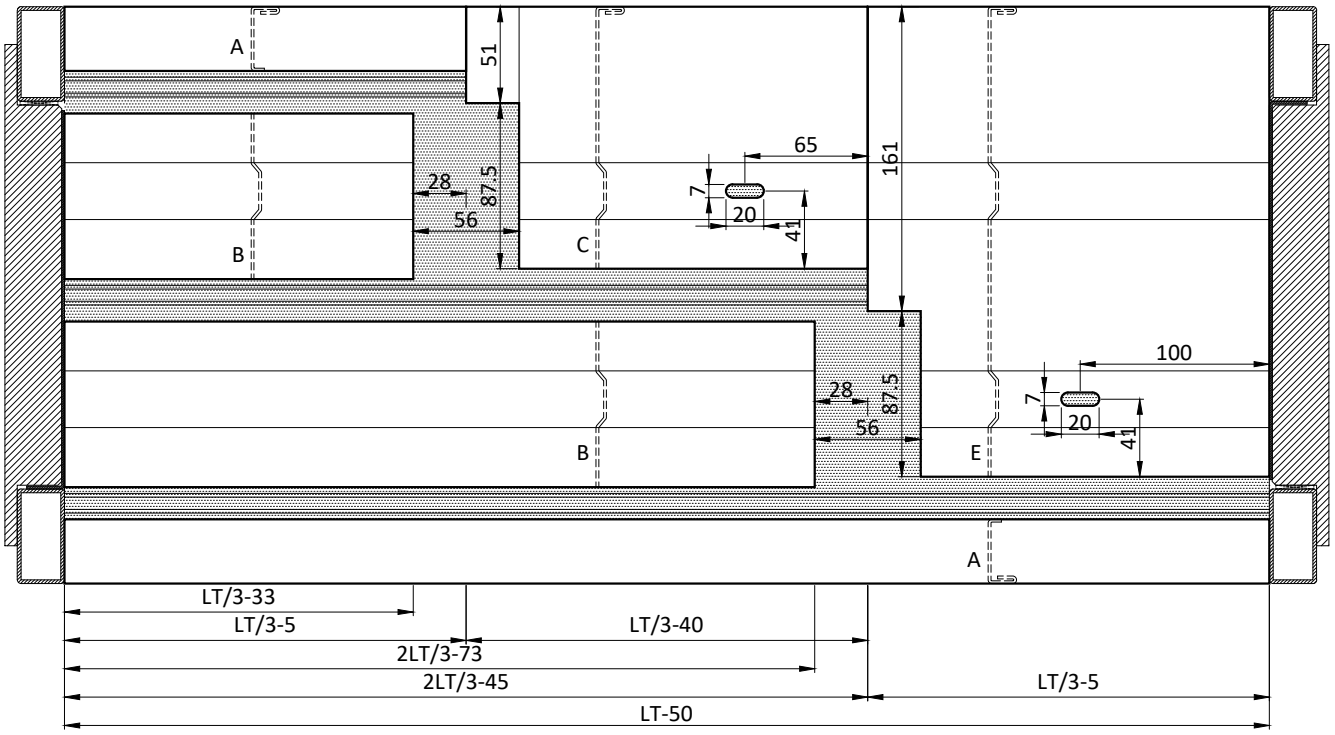

Le copertine in metallo devono essere fissate al profilo estruso PR2984-PR2983.3 mediante incollaggio con silicone
The metal covers have to be attached to the extrusion profile PR2984-PR2983.3 with silicon
La copertina A interna va posizionata dopo il fissaggio del serramento a terra
Internal cover A must be put in place once the window/door has been attached on the ground

PR2984.3

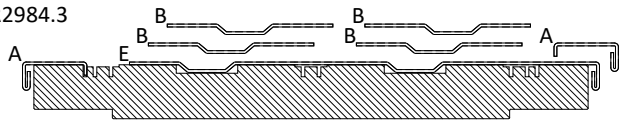

Schema | *Type* B3

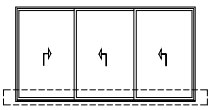

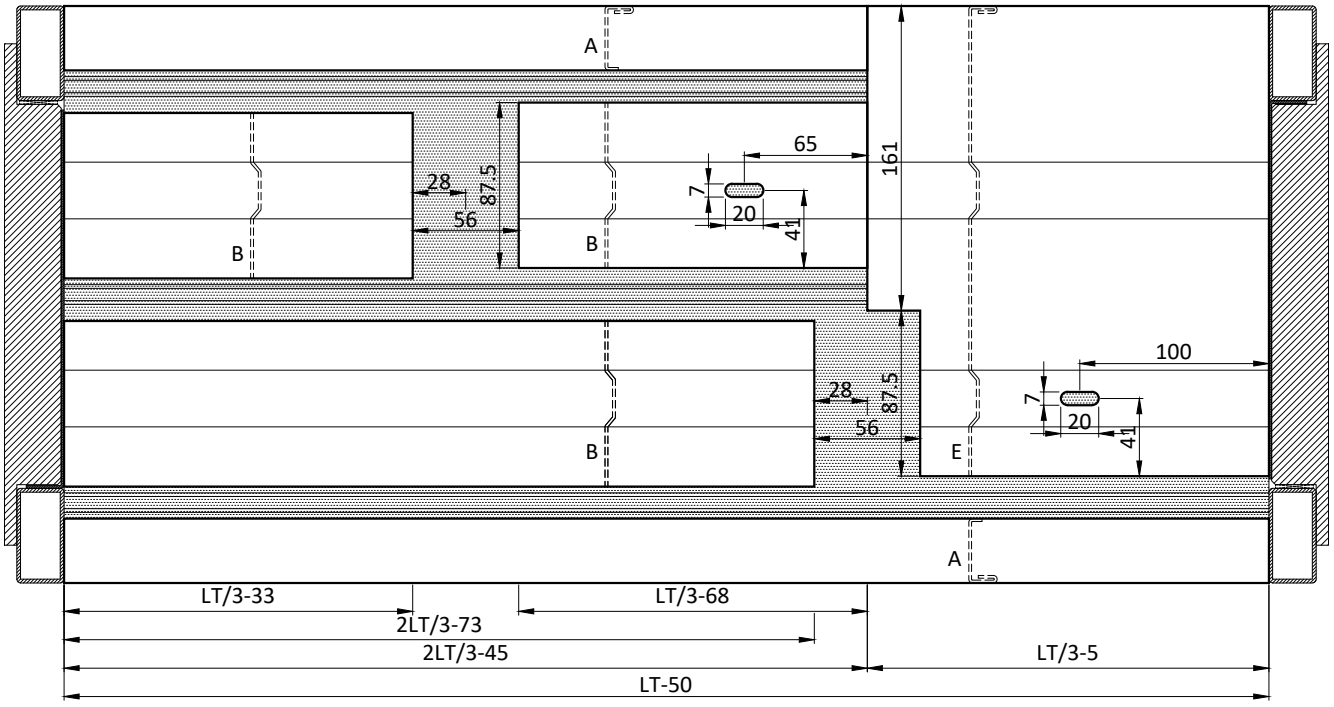

PR2983C.3

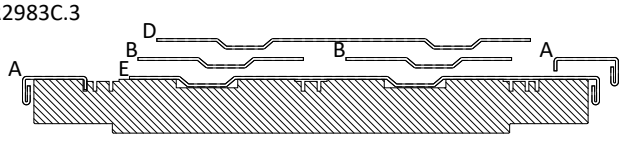

Schema | *Type* C3

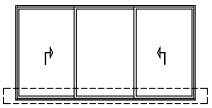

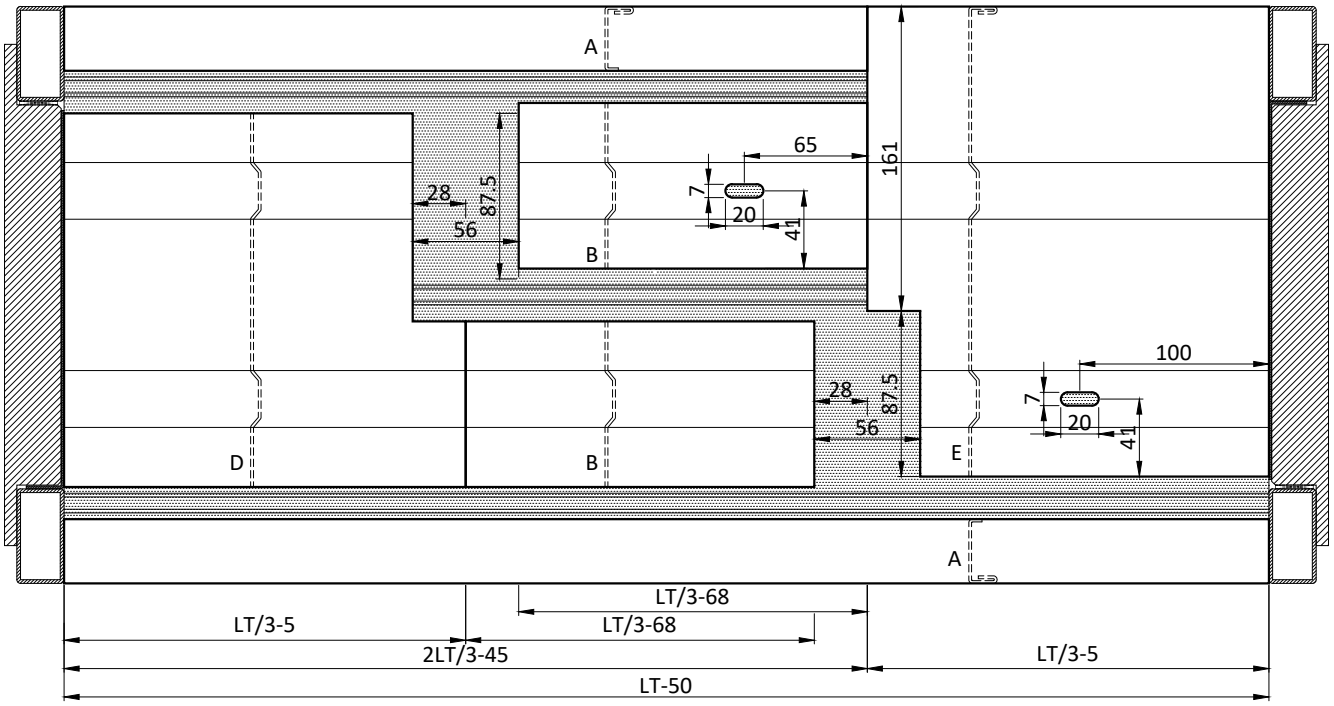

Le copertine in metallo devono essere fissate al profilo estruso PR2984.3-PR2983C3.3 mediante incollaggio con silicone
The metal covers have to be attached to the extrusion profile PR2984.3-PR2983C3.3 with silicon
La copertina A interna va posizionata dopo il fissaggio del serramento a terra
Internal cover A must be put in place once the window/door has been attached on the ground

PR2983.3

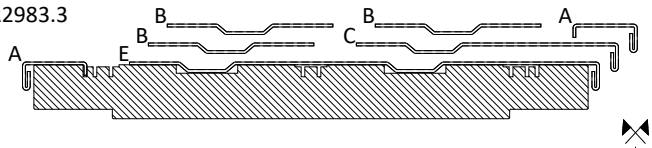

Schema | *Type* E3

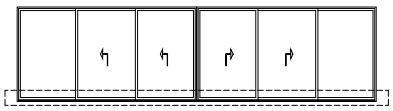

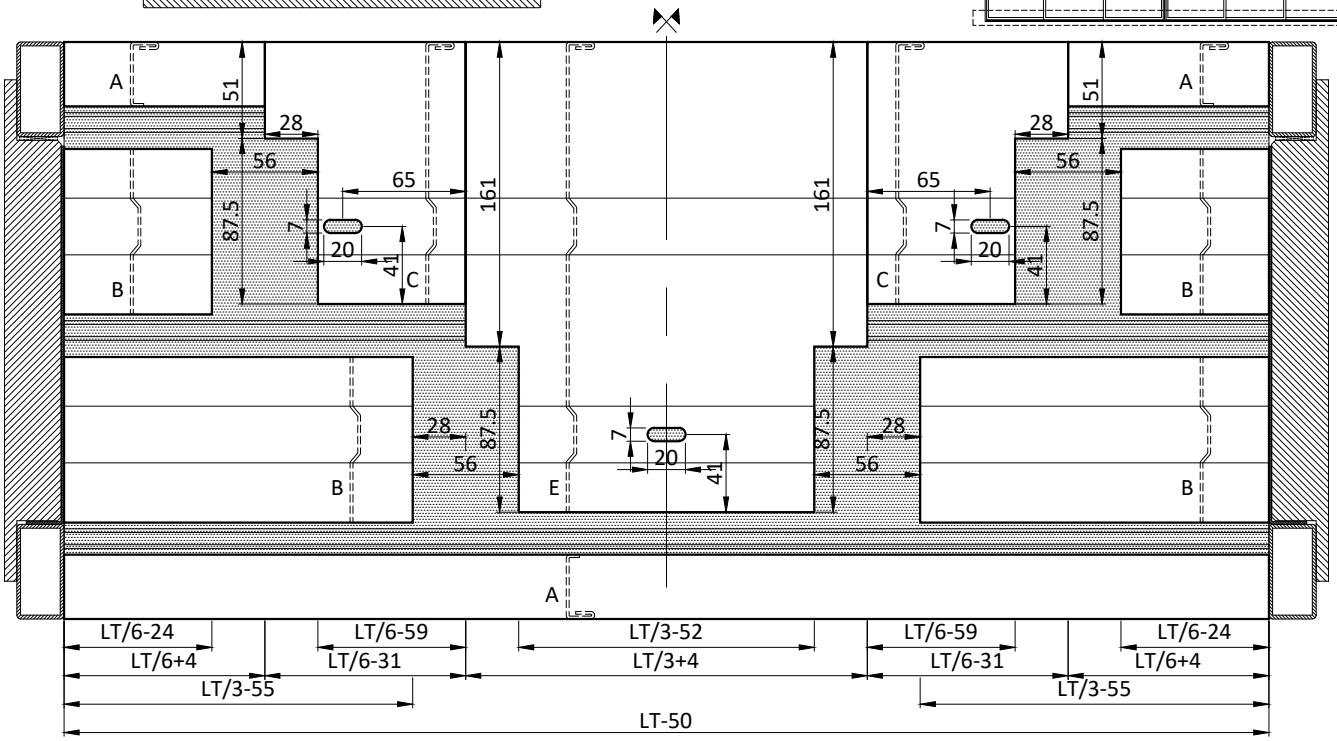

PR2984.3

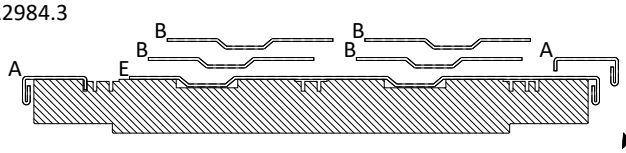

Schema | *Type* E3

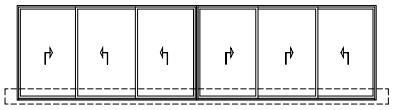

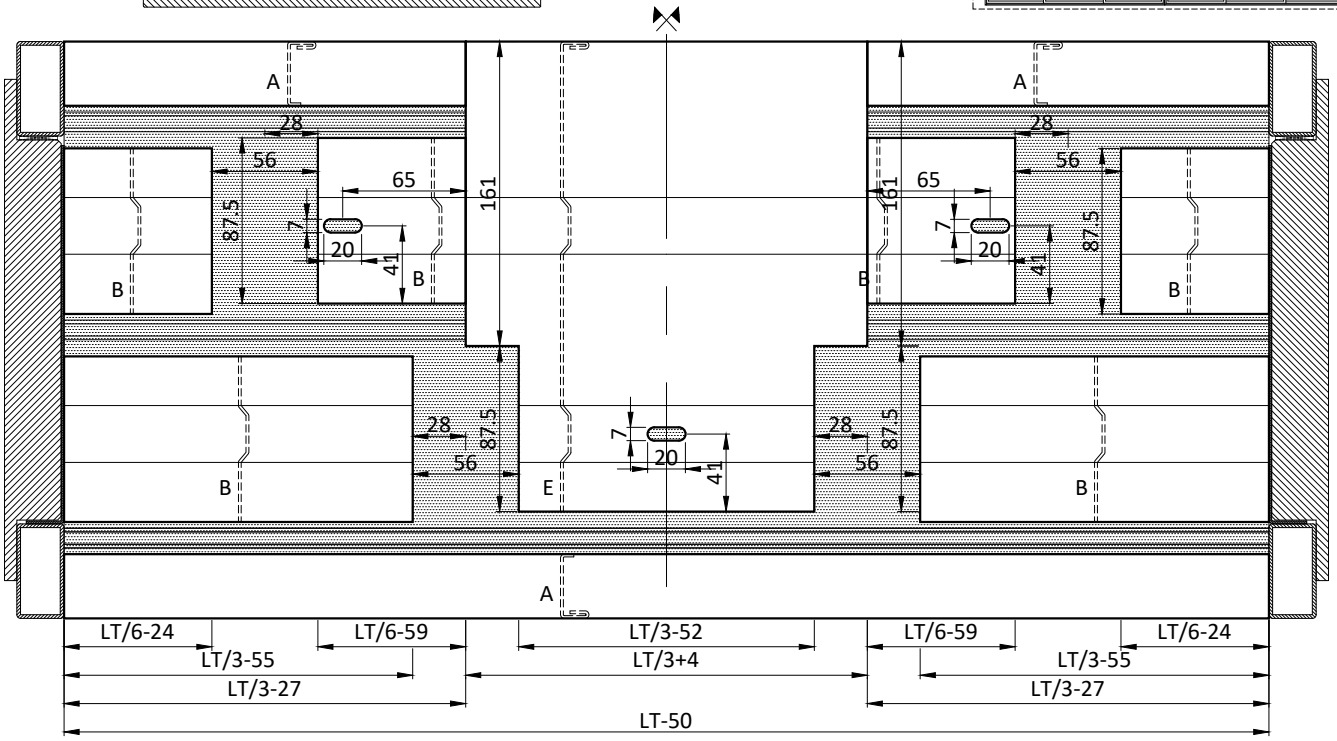

Le copertine in metallo devono essere fissate al profilo estruso PR2983.3-PR2984.3 mediante incollaggio con silicone
The metal covers have to be attached to the extrusion profile PR2983.3-PR2984.3 with silicon
La copertina A interna va posizionata dopo il fissaggio del serramento a terra
Internal cover A must be put in place once the window/door has been attached on the ground

PR2981.1

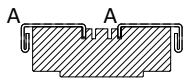

Schema | *Type* S1

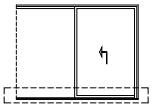

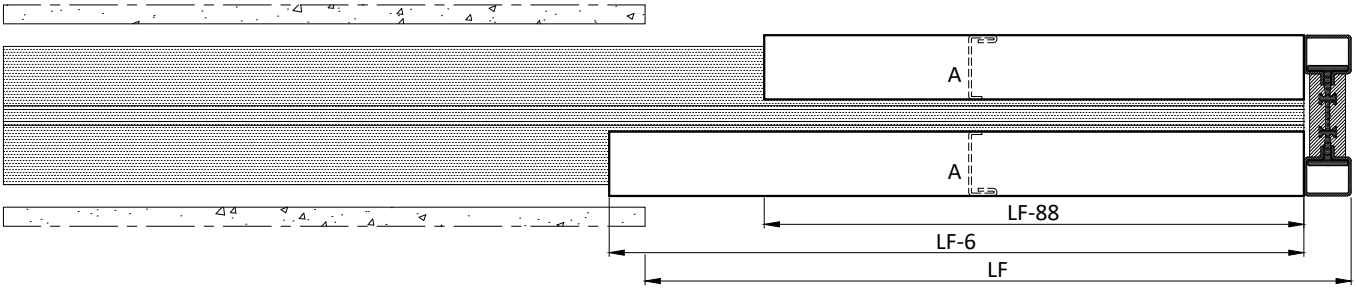

PR2981.2

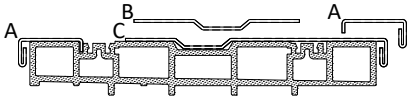

Schema | *Type* S2

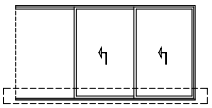

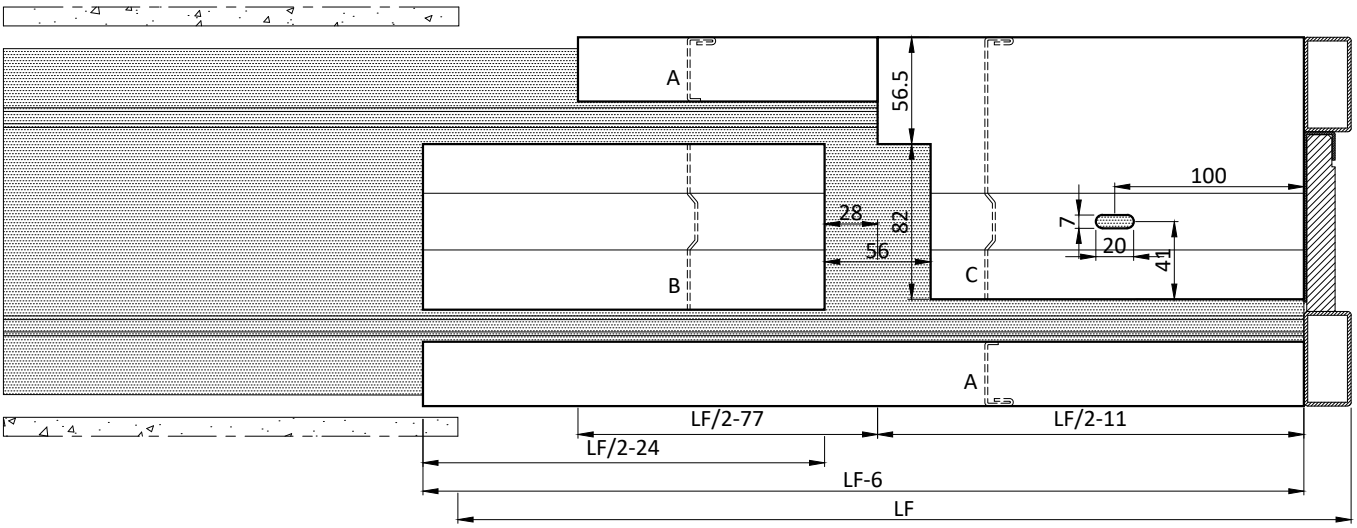

Le copertine in metallo devono essere fissate al profilo estruso PR2981.1-PR2981.2 mediante incollaggio con silicone
The metal covers have to be attached to the extrusion profile PR2981.1-PR2981.2 with silicon
La copertina A interna va posizionata dopo il fissaggio del serramento a terra
Internal cover A must be put in place once the window/door has been attached on the ground

PR2981.3

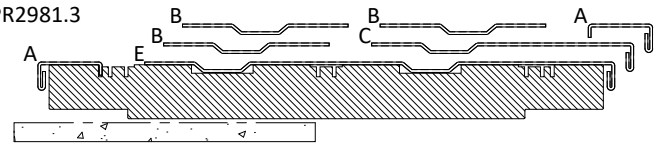

Schema | *Type* S3

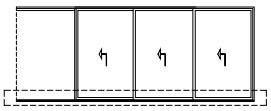

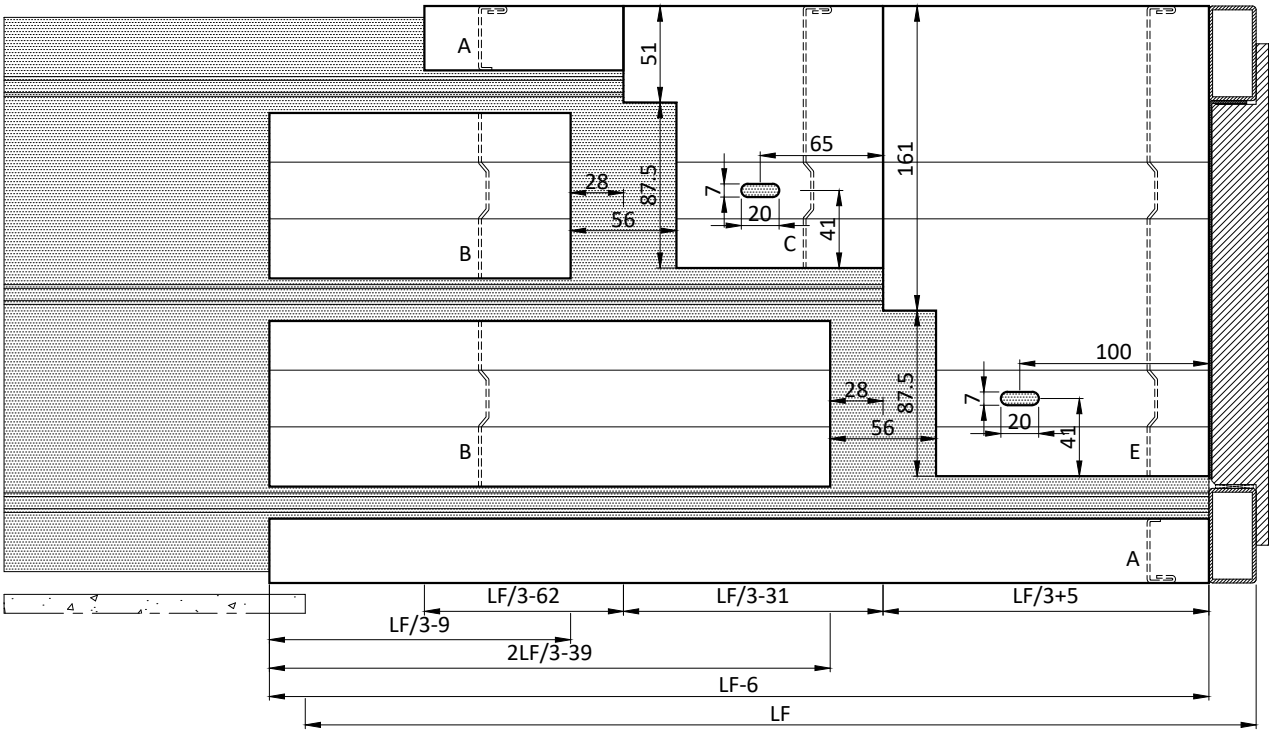

PR2981.1

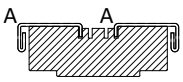

Schema | *Type* T1

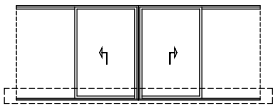

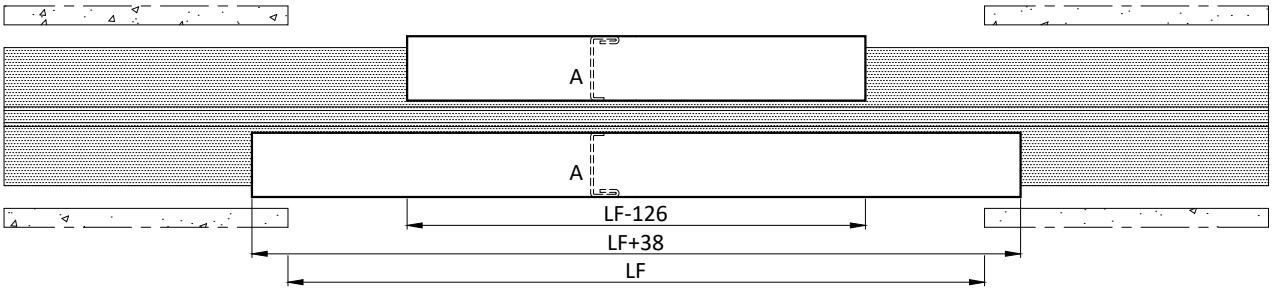

Le copertine in metallo devono essere fissate al profilo estruso PR2981.3-PR2981.1 mediante incollaggio con silicone
*The metal covers have to be attached to the extrusion profile PR2981.3-*PR2981.1 *with silicon*
La copertina A interna va posizionata dopo il fissaggio del serramento a terra
Internal cover A must be put in place once the window/door has been attached on the ground

PR2981.2

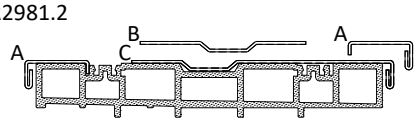

Schema | *Type* T2

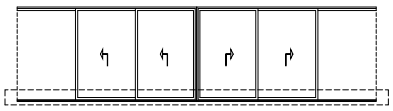

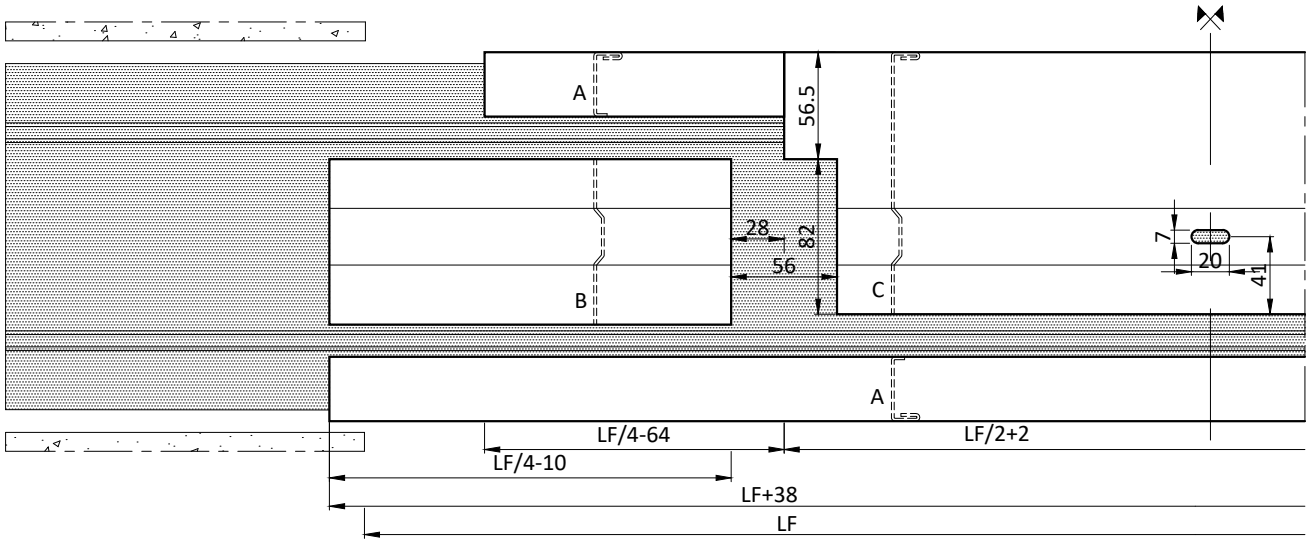

PR2981.3

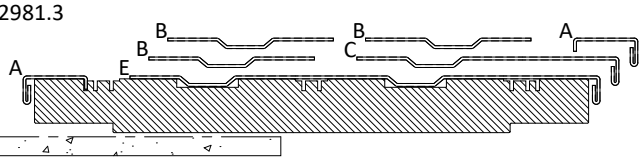

Schema | *Type* T3

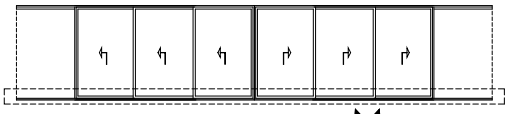

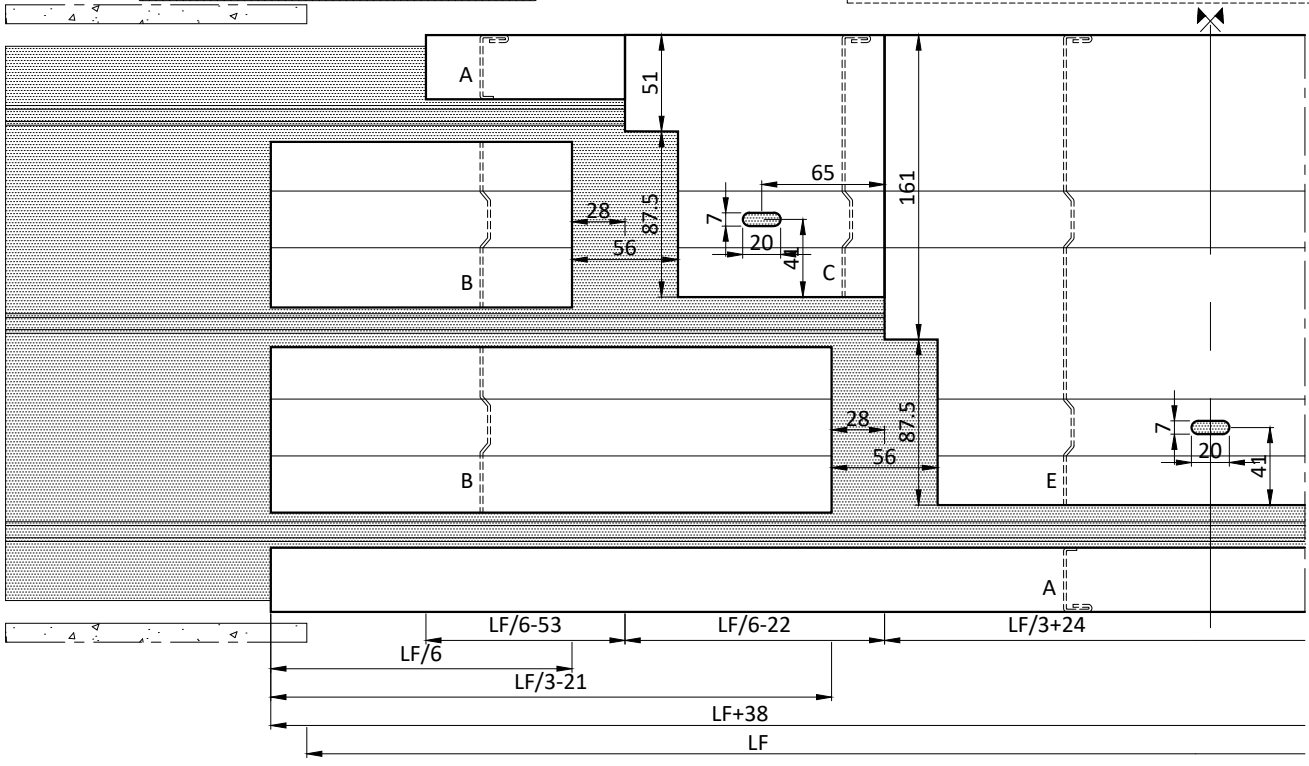

Le copertine in metallo devono essere fissate al profilo estruso PR2981.2-PR2981.3 mediante incollaggio con silicone
The metal covers have to be attached to the extrusion profile PR2981.2-PR2981.3 with silicon
La copertina A interna va posizionata dopo il fissaggio del serramento a terra
Internal cover A must be put in place once the window/door has been attached on the ground

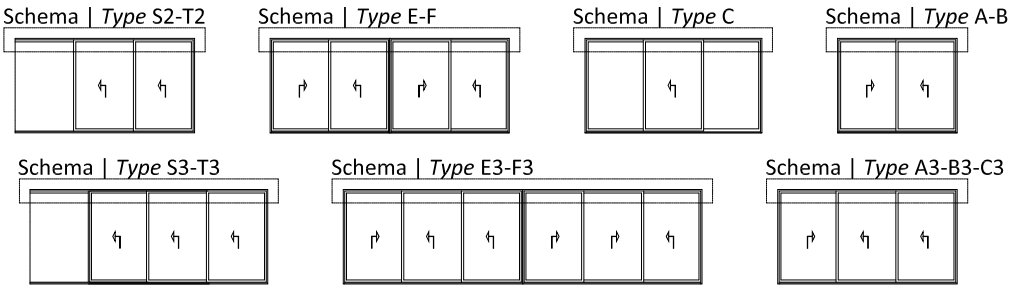

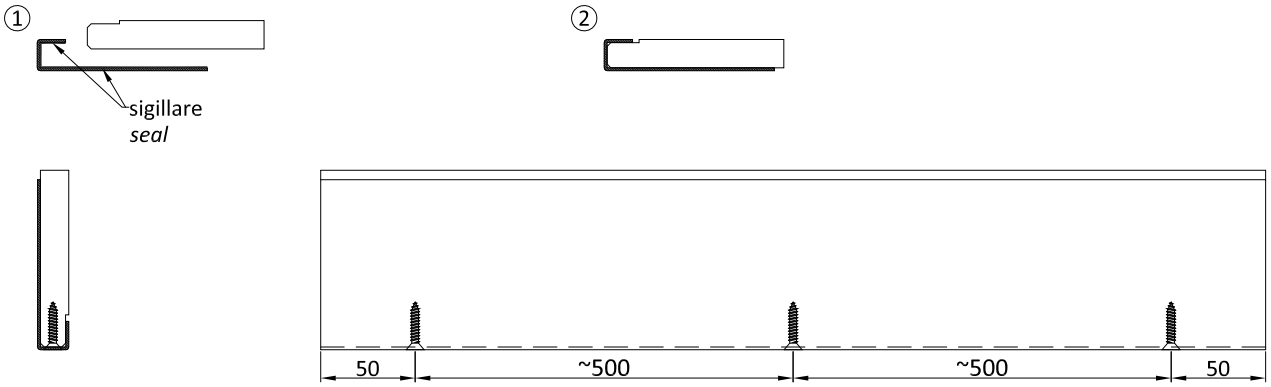

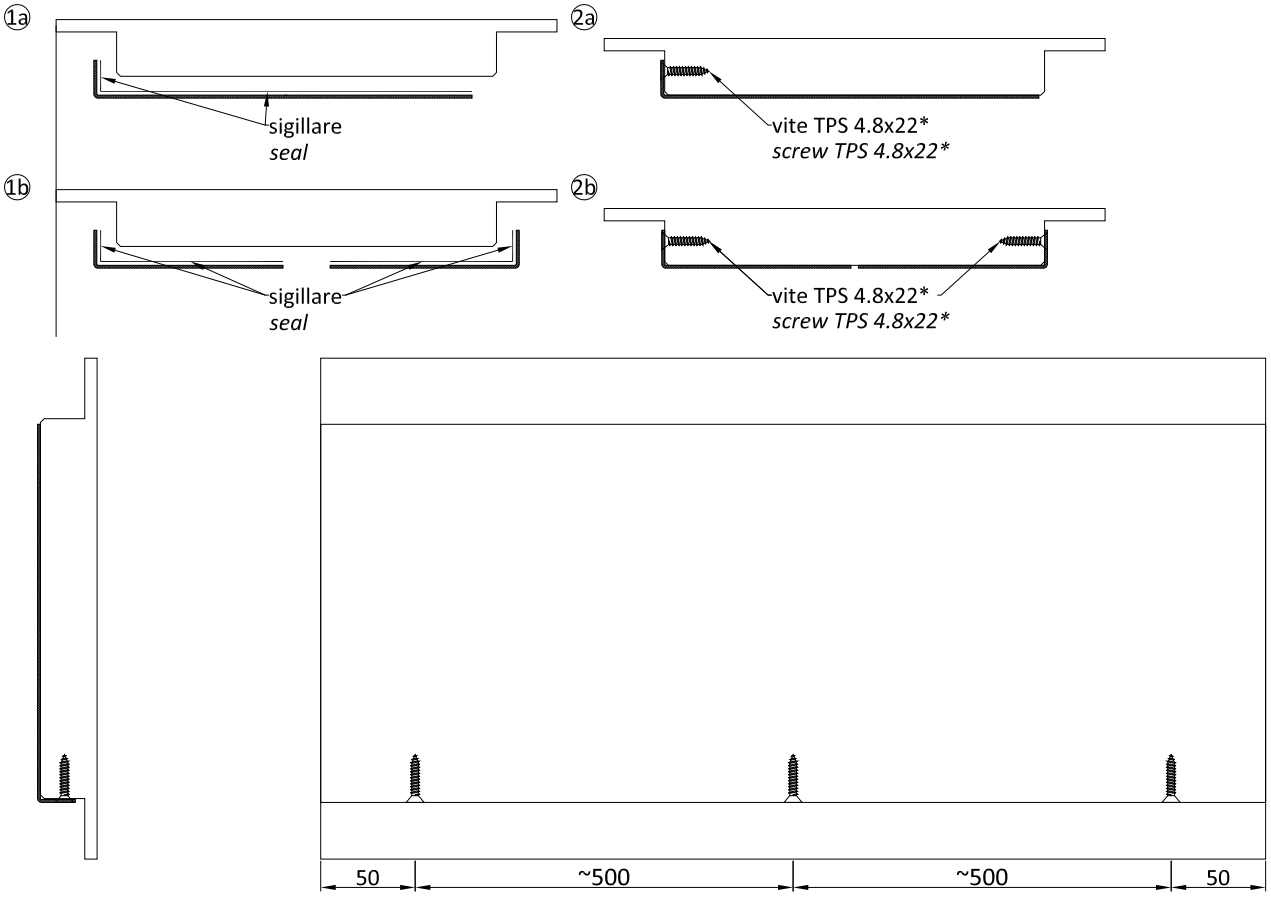

* viti TPS 4.8x22 non comprese
* *screws TPS 4.8x22 not supplied*

Schema | *Type* S2

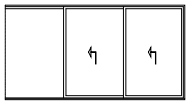

Schema | *Type* C

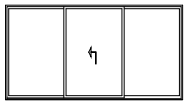

Schema | *Type* B

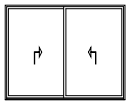

Schema | *Type* A

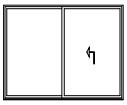

Schema | *Type* T2

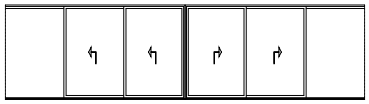

Schema | *Type* F

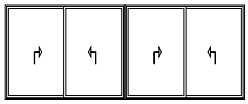

Schema | *Type* E

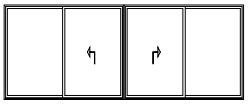

①

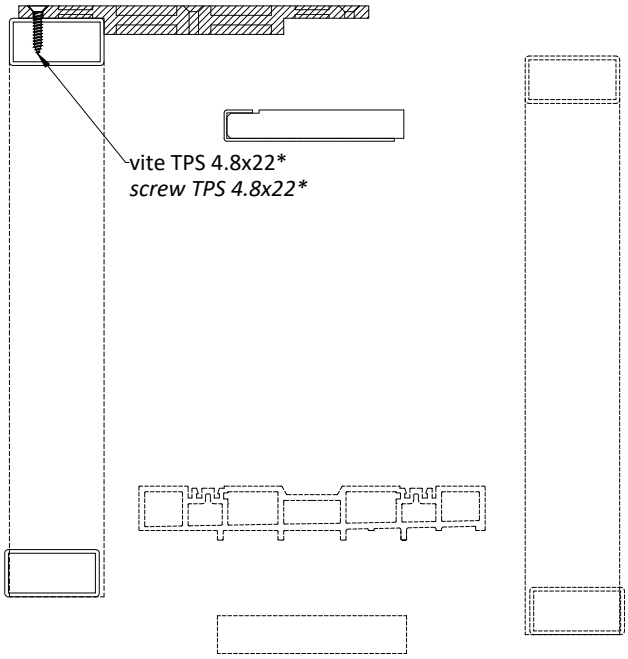

②

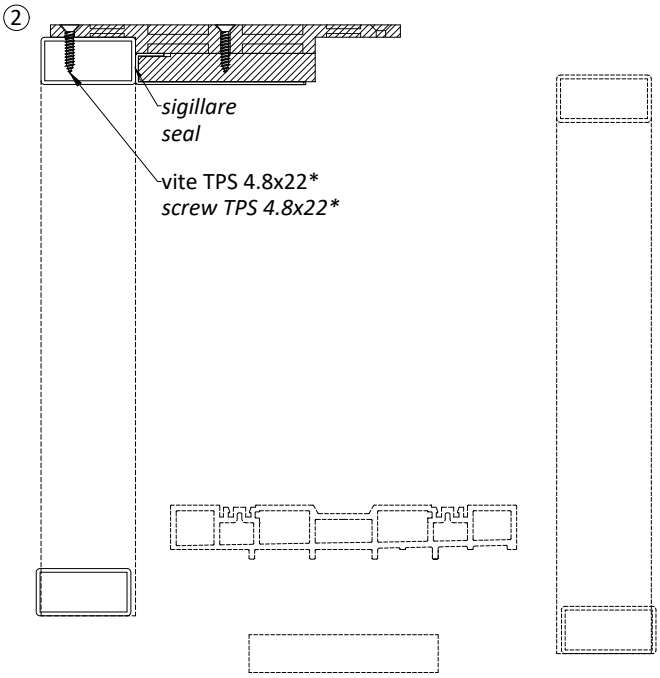

③

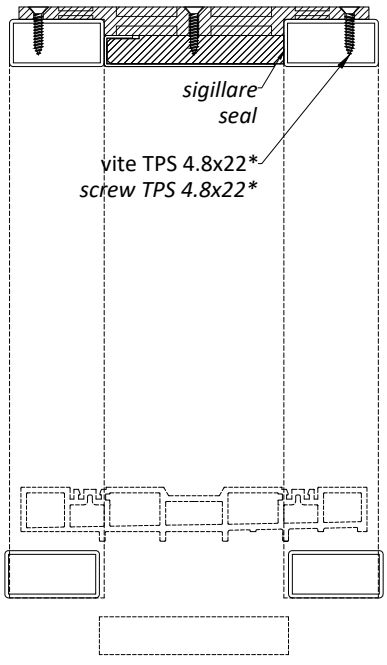

④

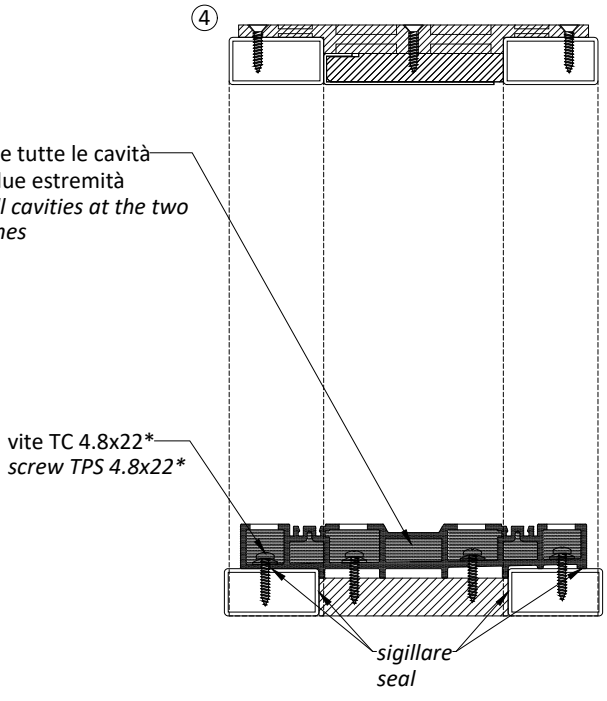

* viti TPS-TC 4.8x22 non comprese
** screws TPS-TC 4.8x22 not supplied*

Schema | *Type* S3

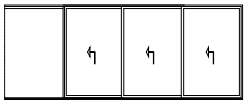

Schema | *Type* C3

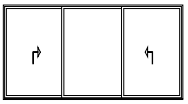

Schema | *Type* B3

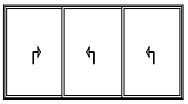

Schema | *Type* A3

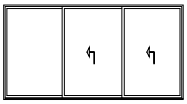

Schema | *Type* S3

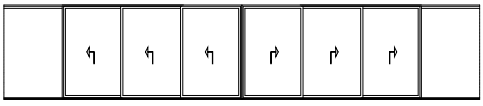

Schema | *Type* F3

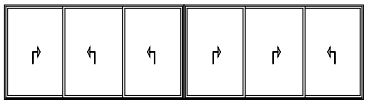

Schema | *Type* E3

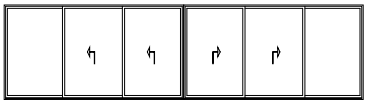

①

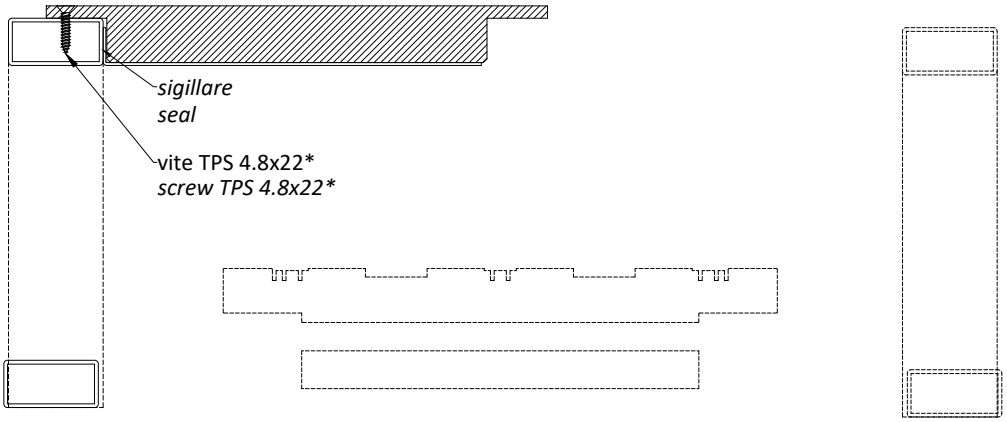

②

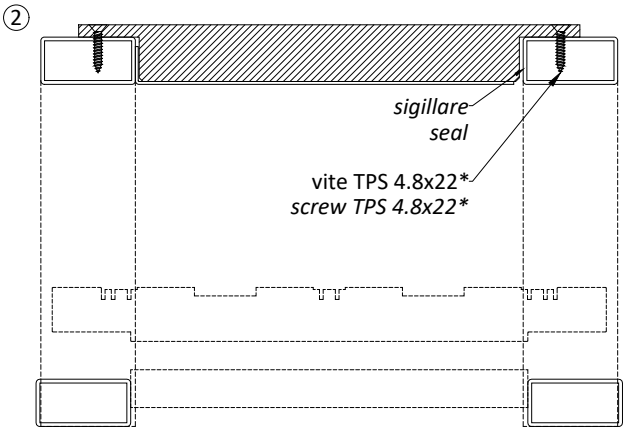

③

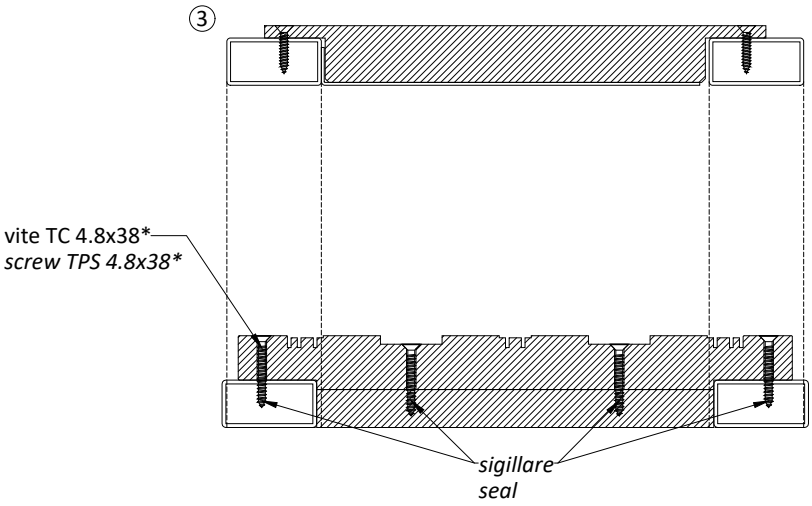

* viti TPS 4.8x22-38 non comprese
** screws TPS 4.8x22-38 not supplied*

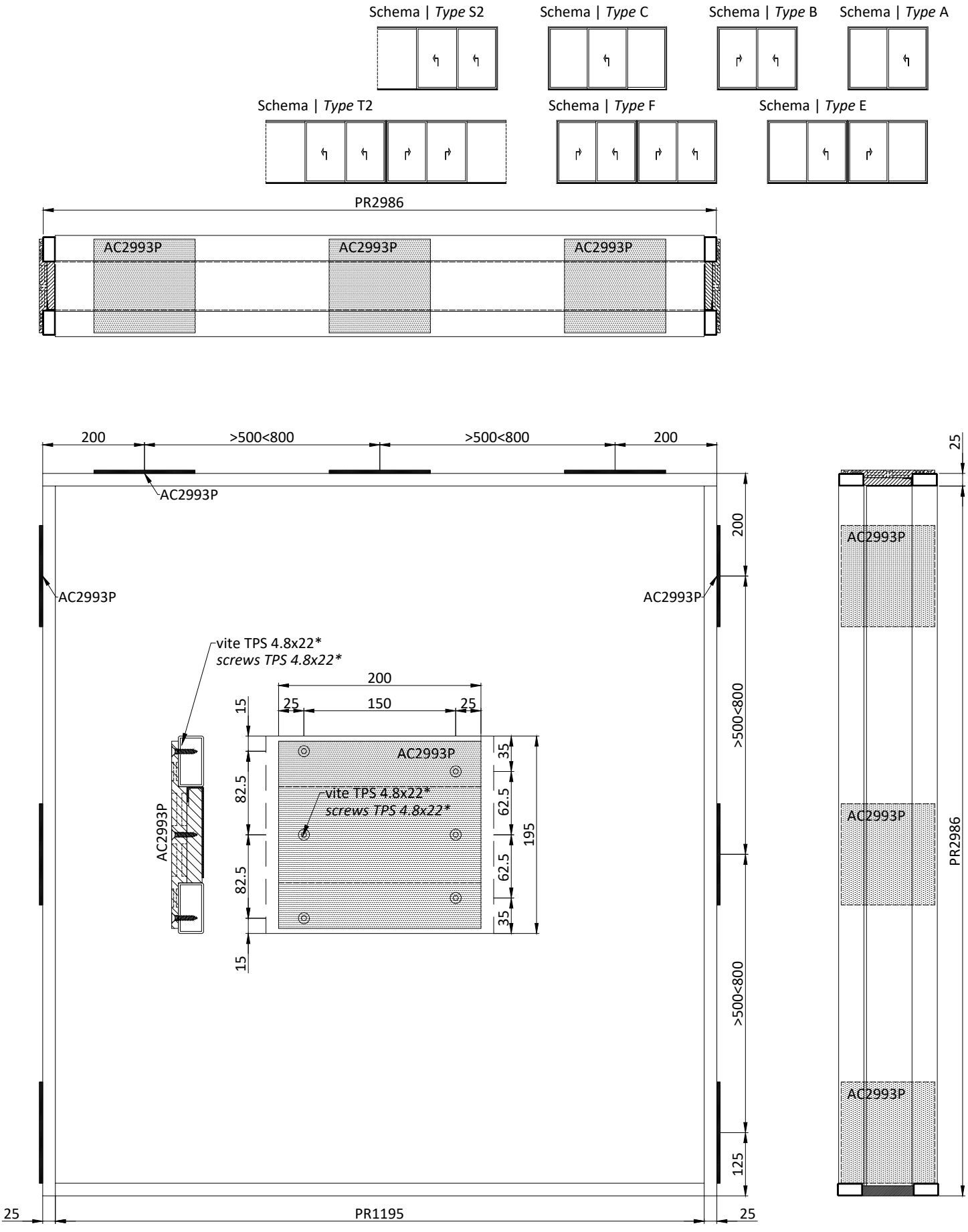

* viti TPS 4.8x22 non comprese
* *screws TPS 4.8x22 not supplied*

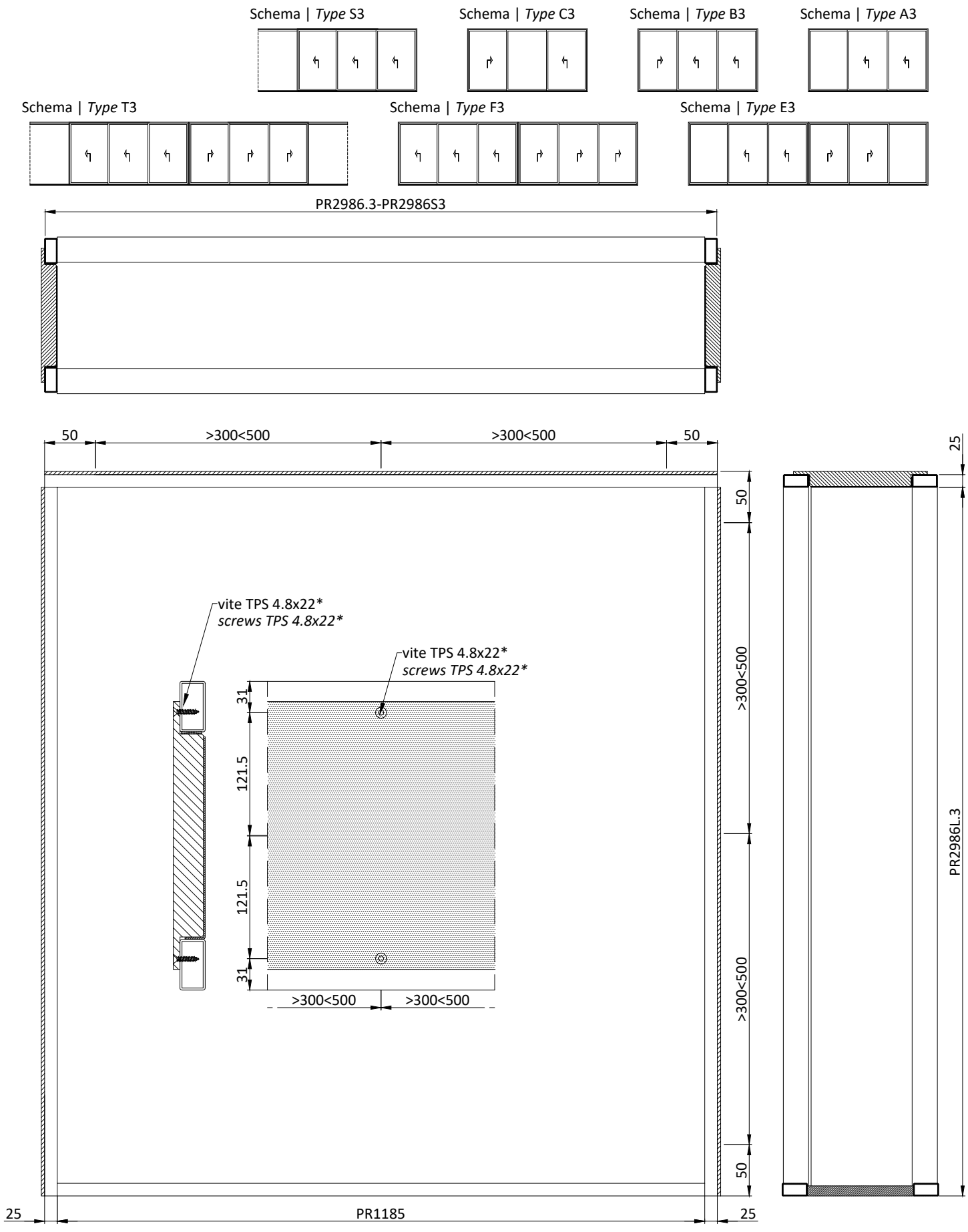

* viti TPS 4.8x22 non comprese
* *screws TPS 4.8x22 not supplied*

Schema | *Type* A

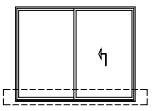

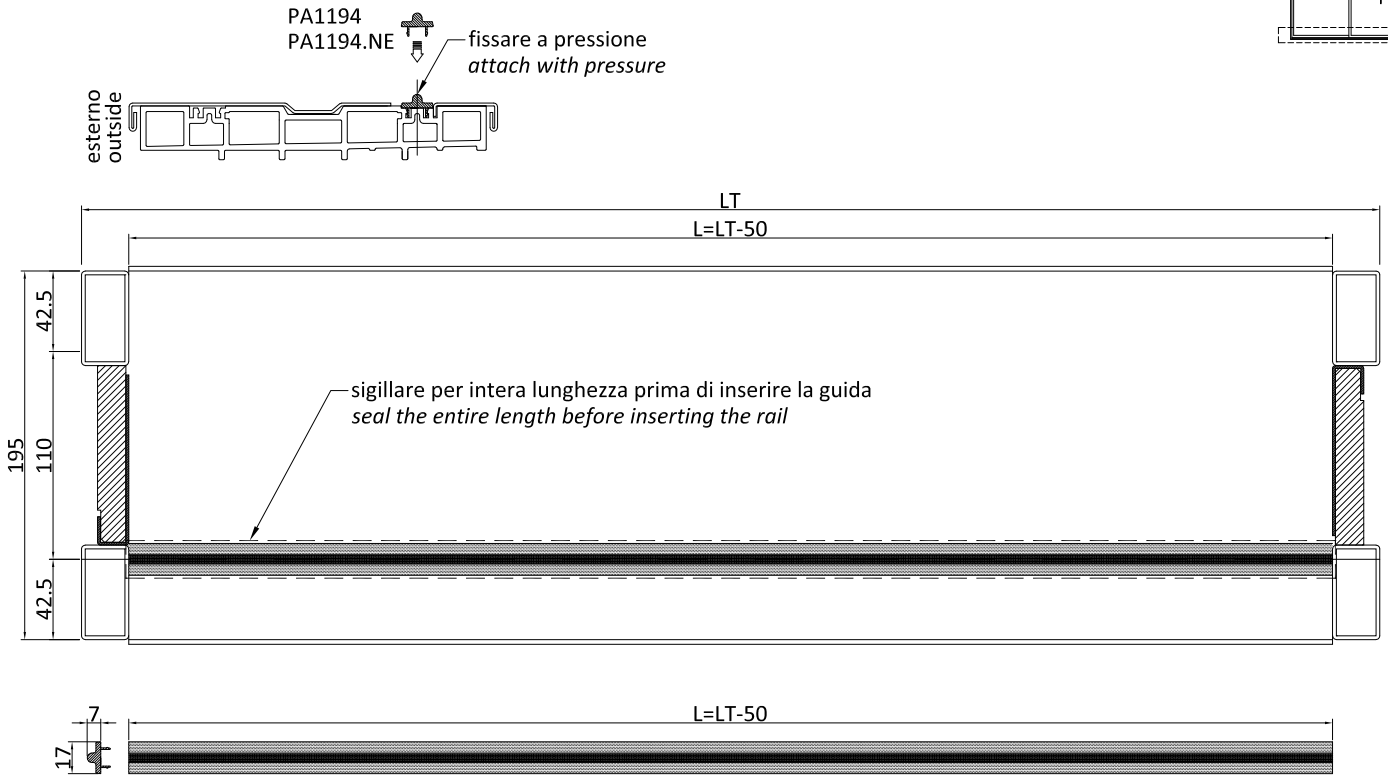

Schema | *Type* B

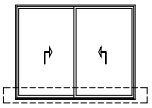

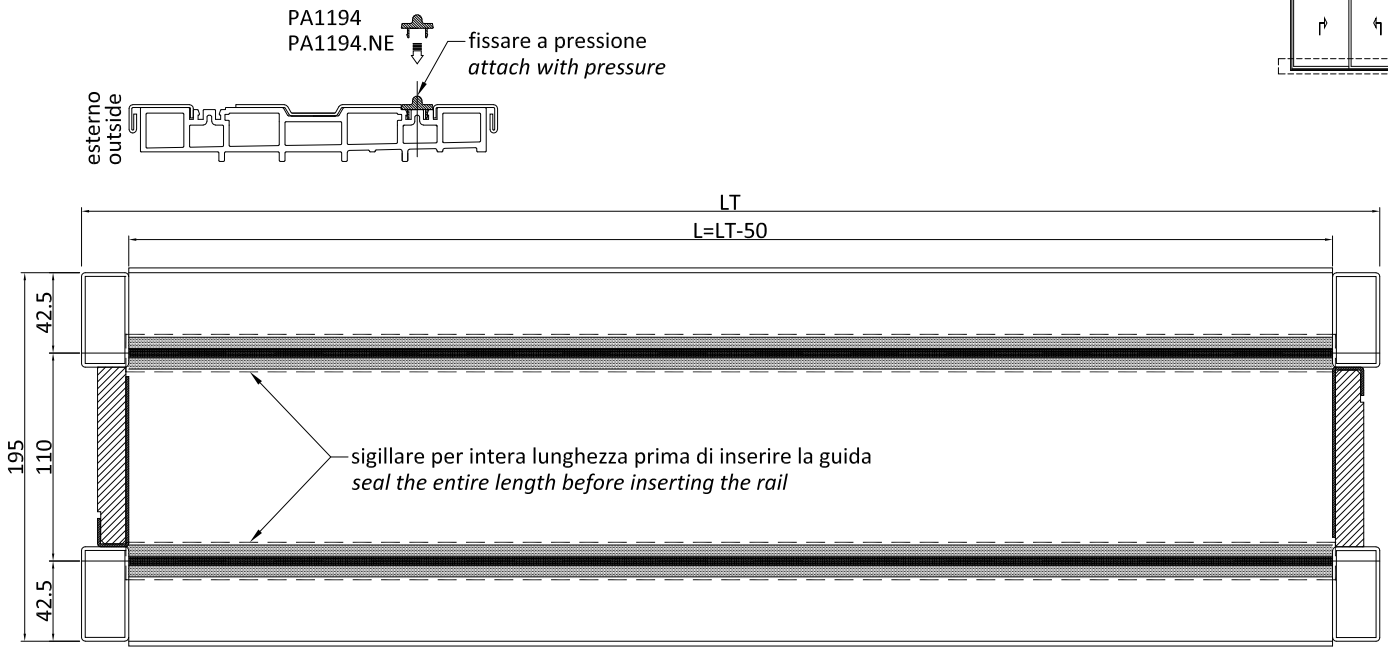

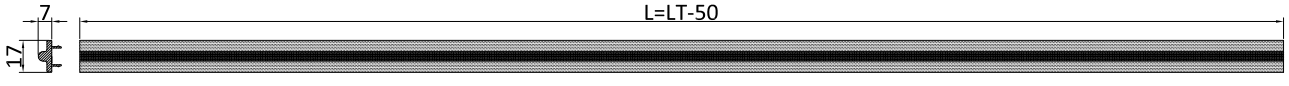

Schema | *Type* C

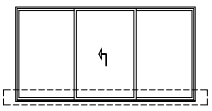

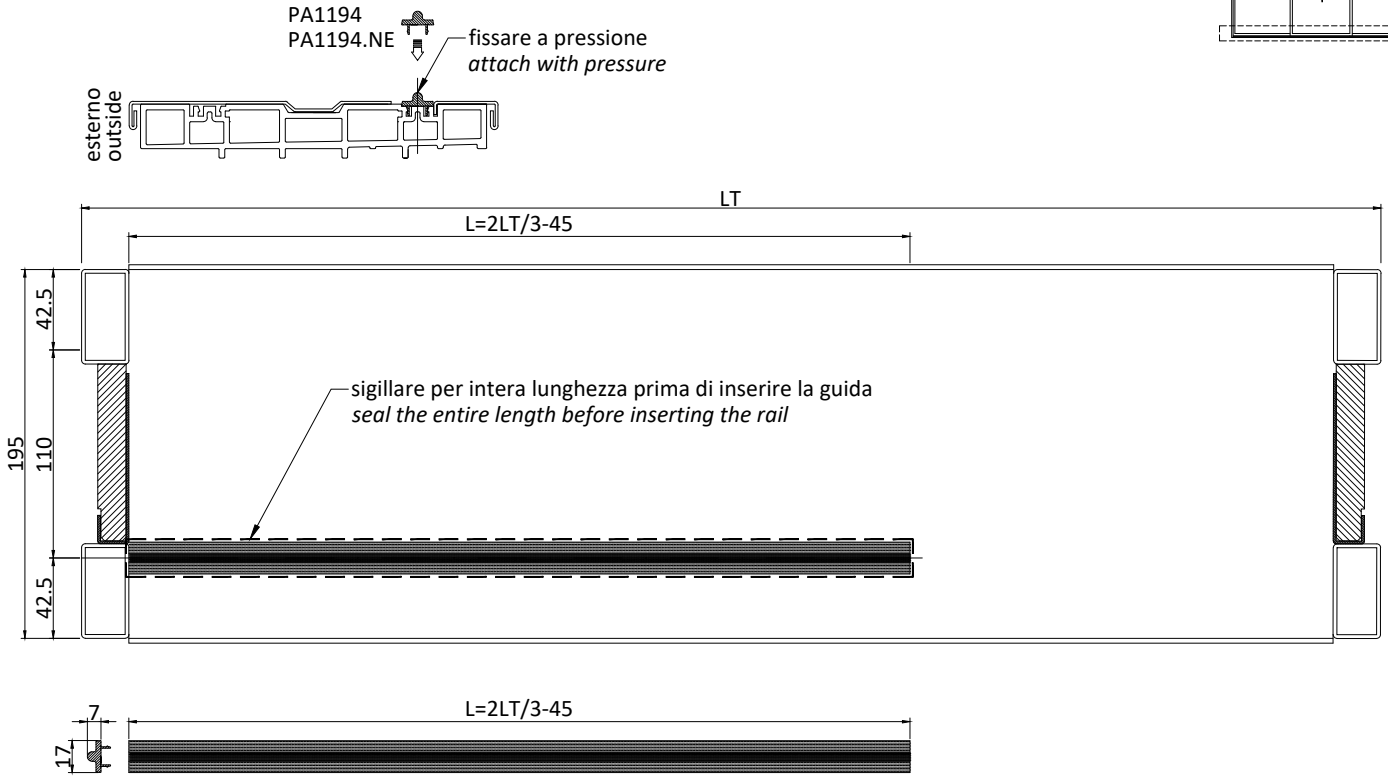

Schema | *Type* E

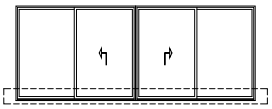



Schema | *Type* F

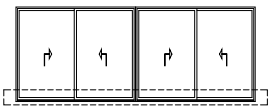

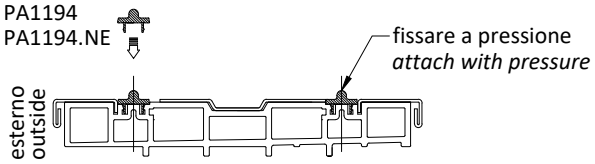

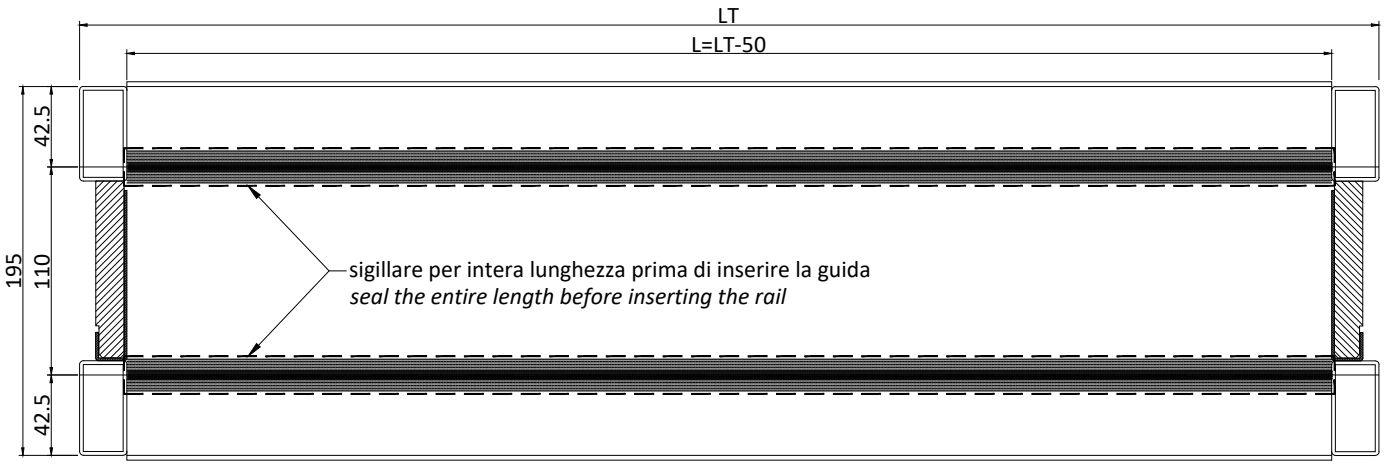



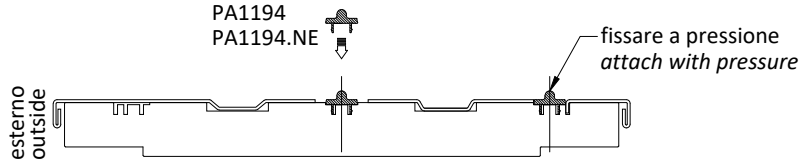

Schema | *Type* A3

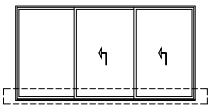

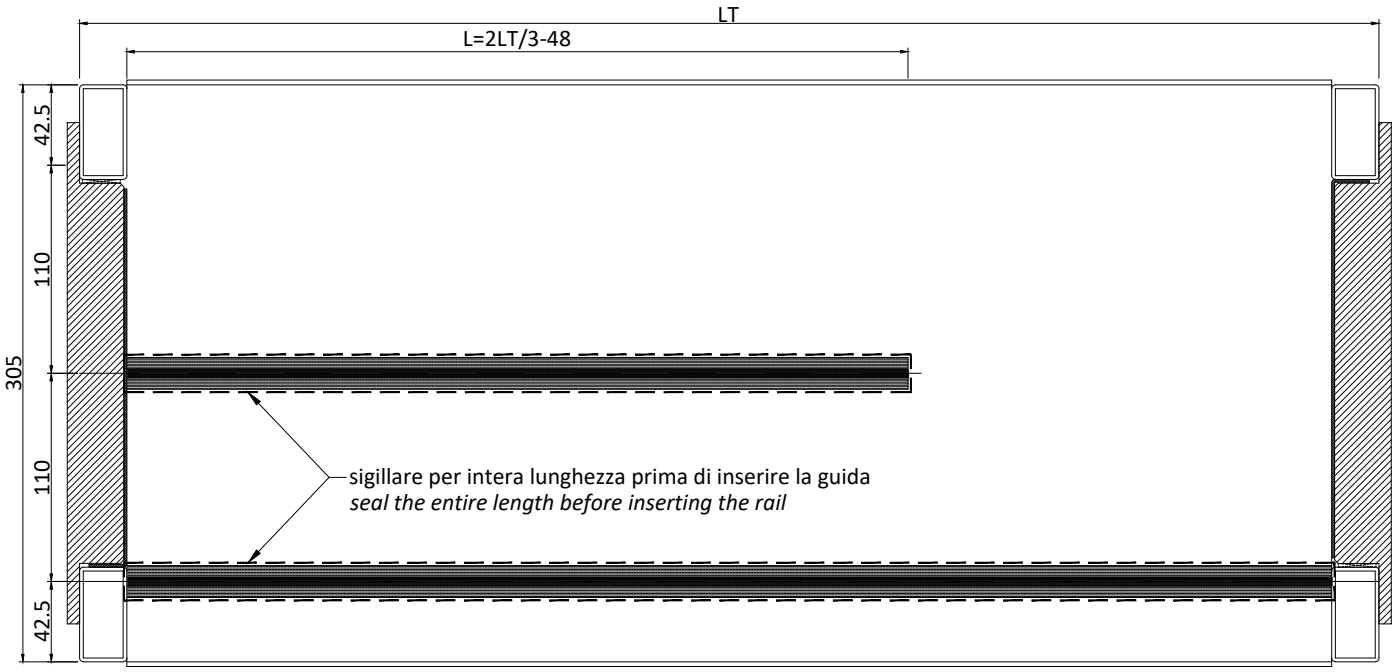

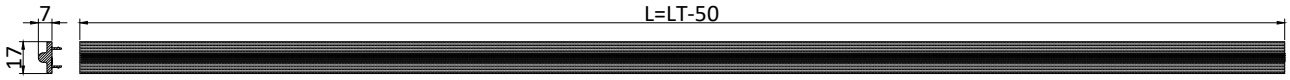

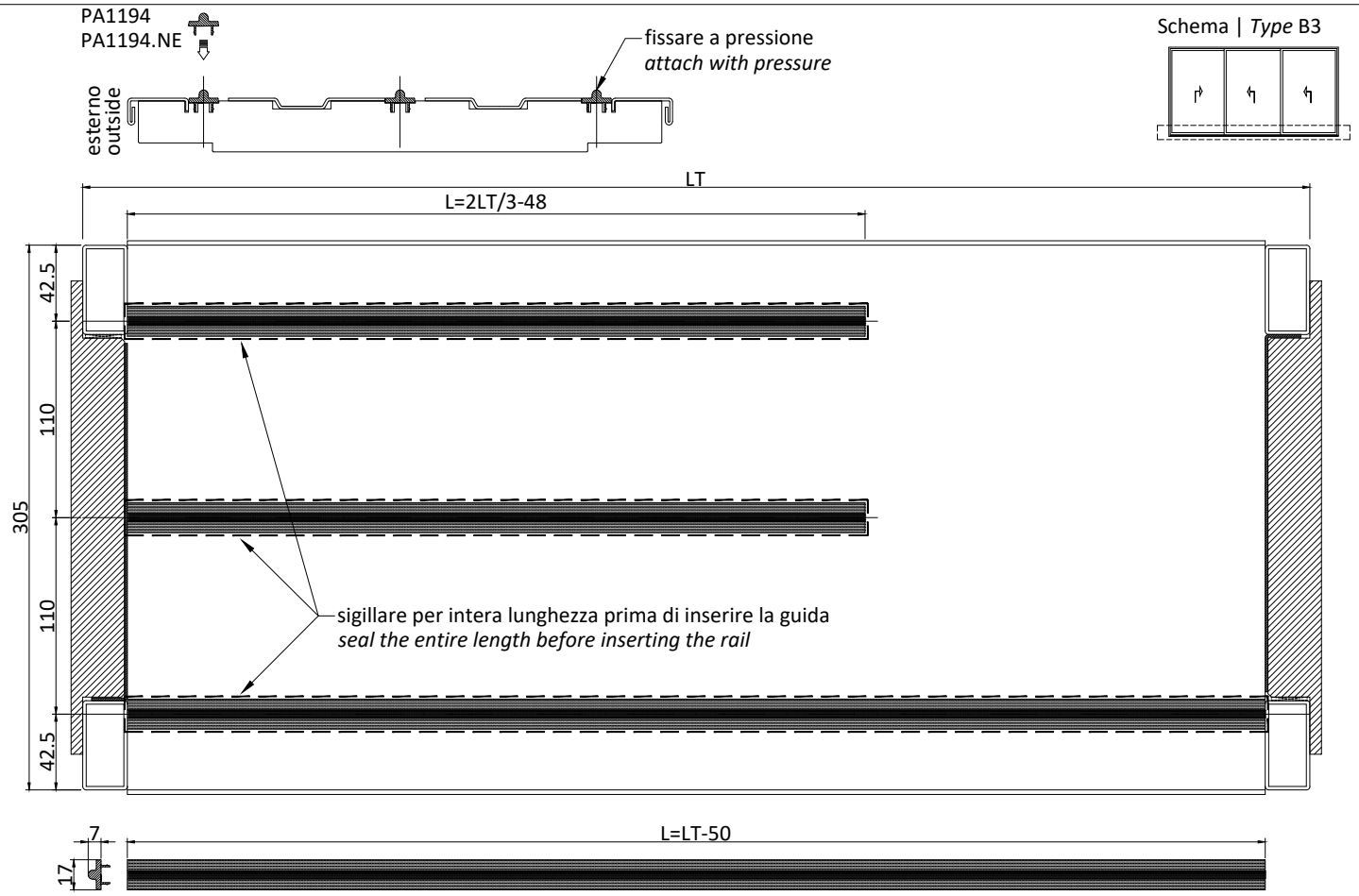
PA1194
PA1194.NE
fissare a pressione
attach with pressure
esterno
outside
Schema | Type B3
LT
L=2LT/3-48
42.5
110
305
110
42.5
sigillare per intera lunghezza prima di inserire la guida
seal the entire length before inserting the rail
7
17
L=LT-50

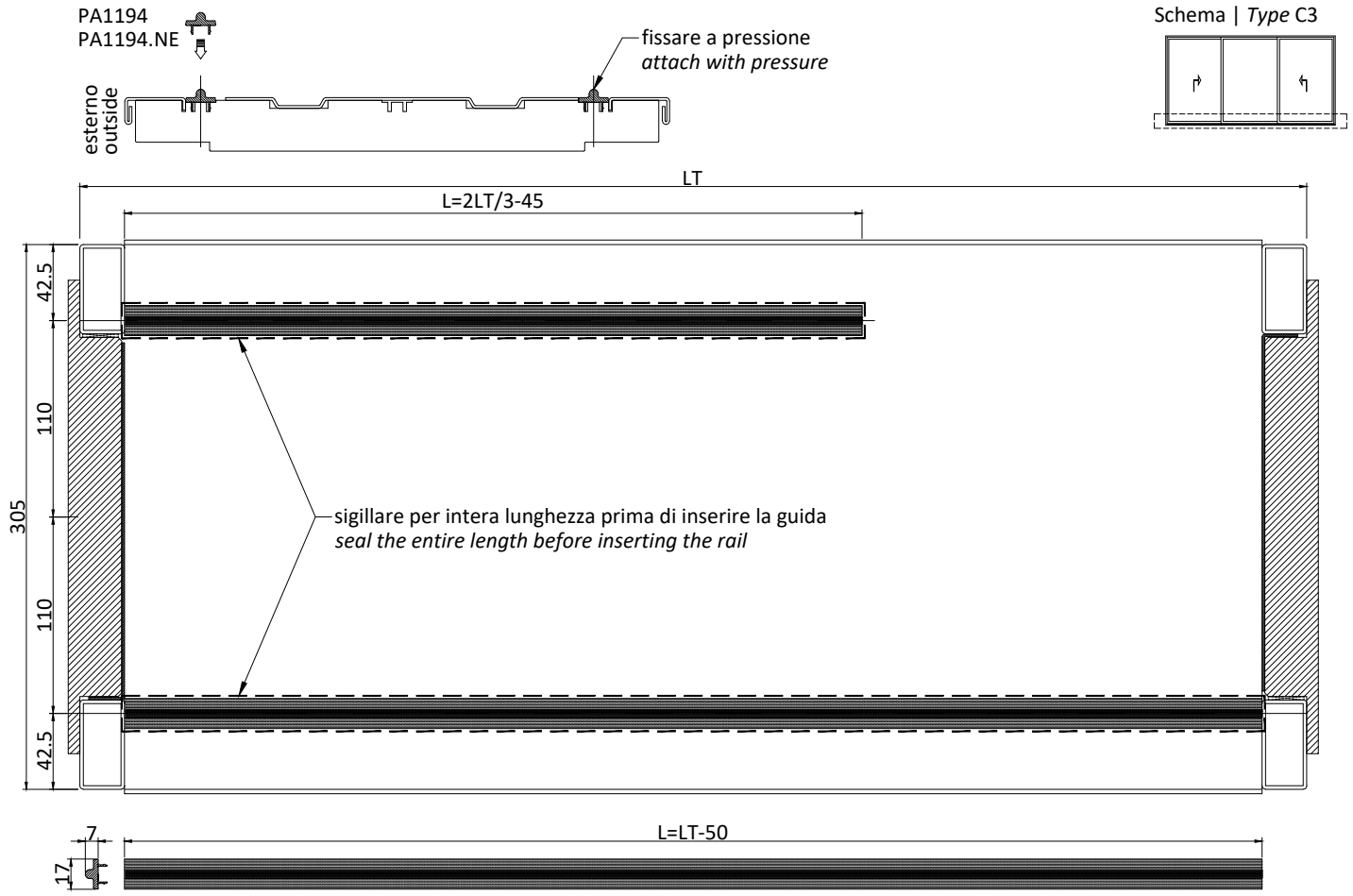
PA1194
PA1194.NE
fissare a pressione
attach with pressure
esterno
outside
Schema | Type C3
LT
L=2LT/3-45
42.5
110
305
110
42.5
sigillare per intera lunghezza prima di inserire la guida
seal the entire length before inserting the rail
7
17
L=LT-50

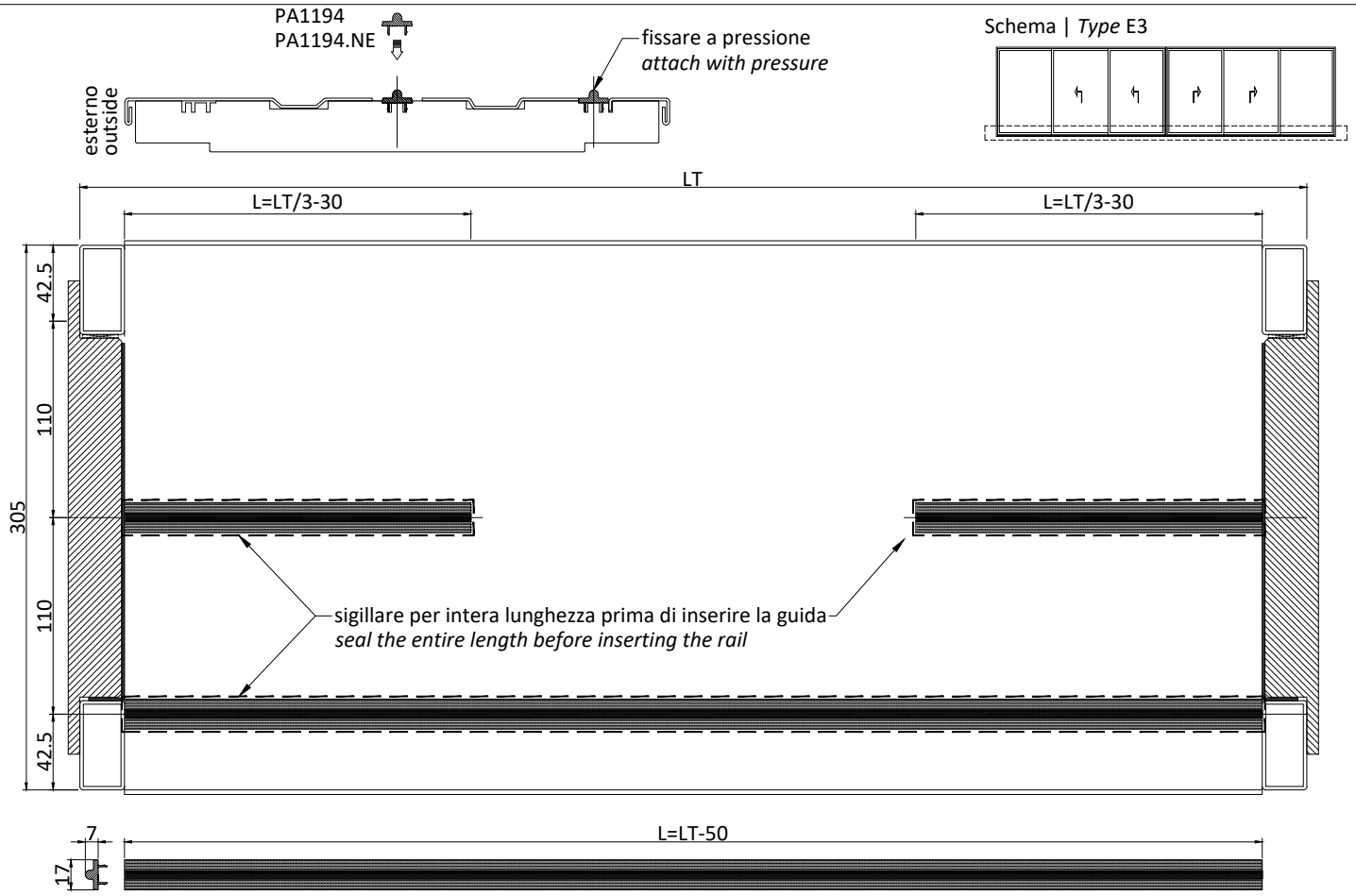
PA1194
PA1194.NE
fissare a pressione
attach with pressure
esterno
outside
Schema | Type E3
LT
L=LT/3-30
L=LT/3-30
42.5
110
305
110
42.5
sigillare per intera lunghezza prima di inserire la guida
seal the entire length before inserting the rail
7
17
L=LT-50

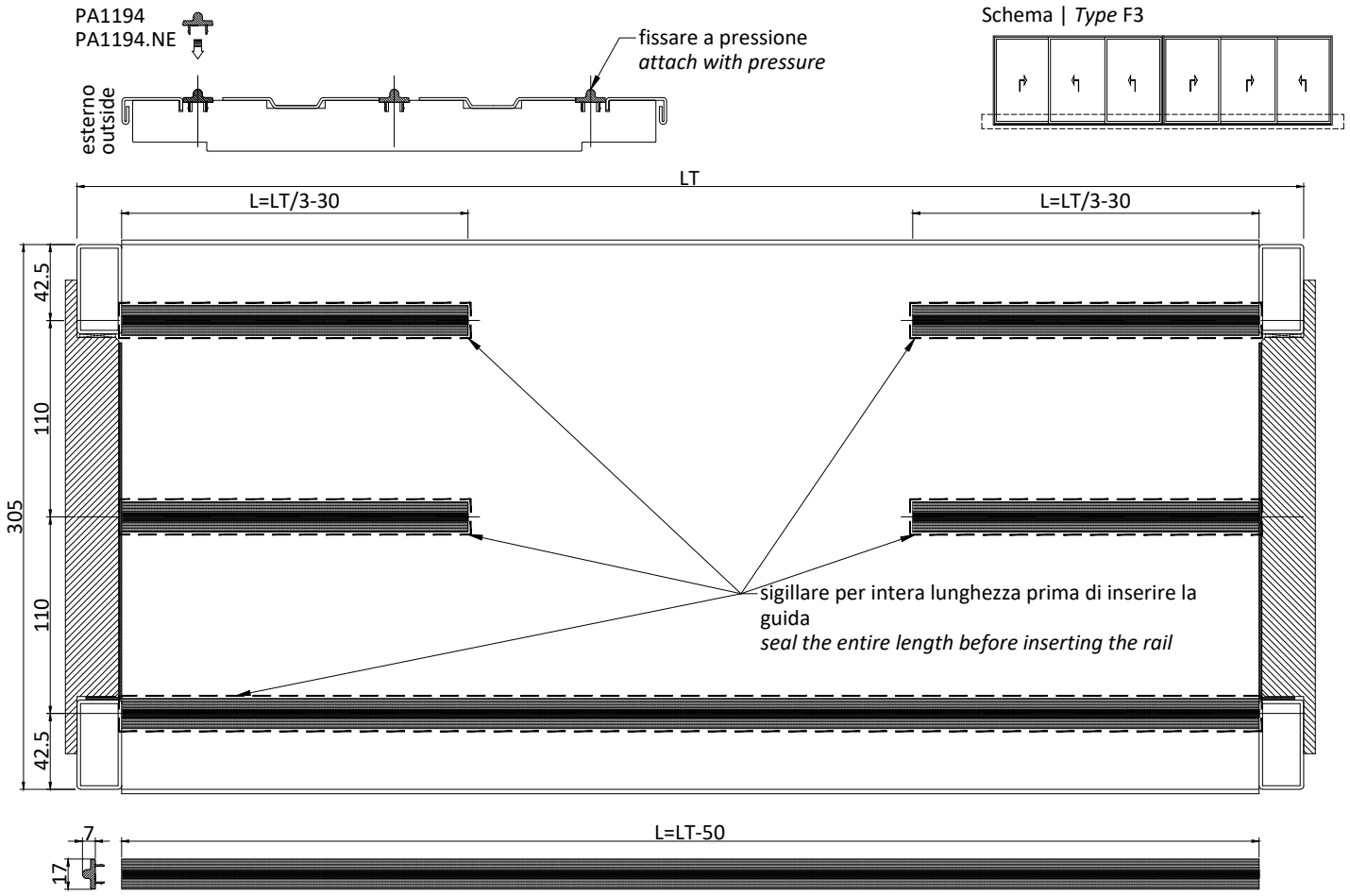
PA1194
PA1194.NE
fissare a pressione
attach with pressure
esterno
outside
Schema | Type F3
LT
L=LT/3-30
L=LT/3-30
42.5
110
305
110
42.5
sigillare per intera lunghezza prima di inserire la guida
seal the entire length before inserting the rail
7
17
L=LT-50

Schema | *Type* S1

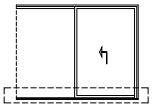

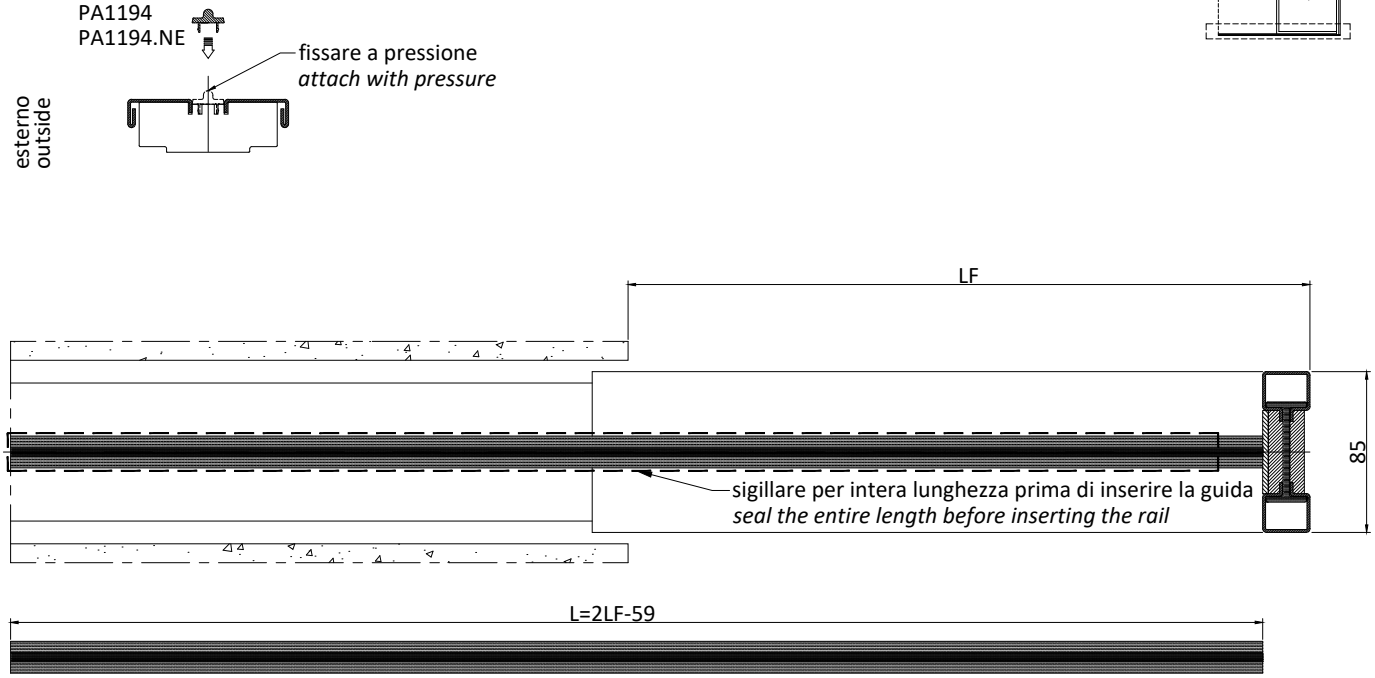

Schema | *Type* S2

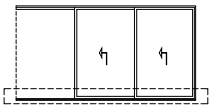

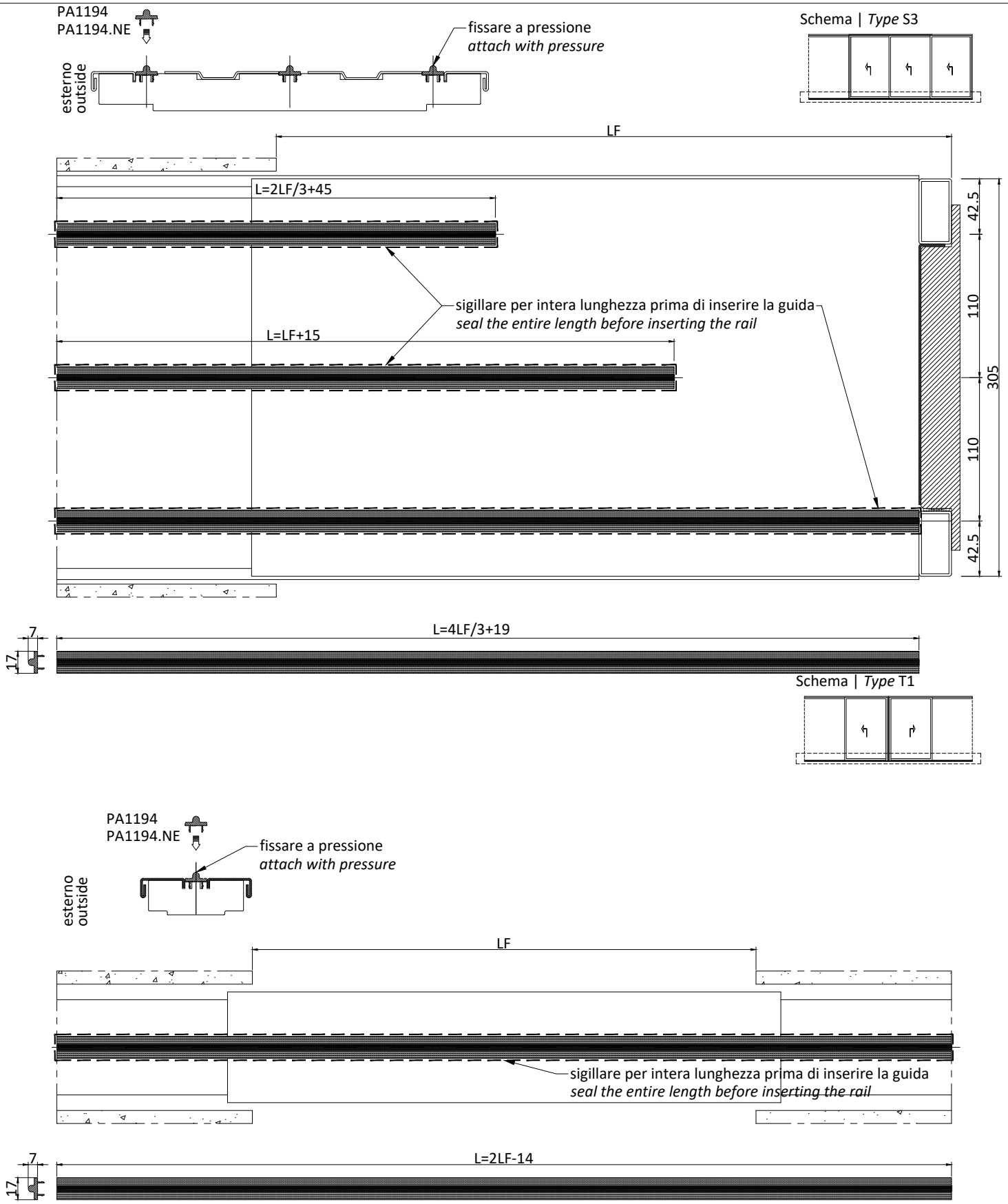
PA1194
PA1194.NE
fissare a pressione
attach with pressure
esterno
outside
Schema | Type S3
LF
L=2LF/3+45
L=LF+15
sigillare per intera lunghezza prima di inserire la guida
seal the entire length before inserting the rail
42.5
110
305
110
42.5
7
17
L=4LF/3+19
Schema | Type T1
PA1194
PA1194.NE
fissare a pressione
attach with pressure
esterno
outside
LF
sigillare per intera lunghezza prima di inserire la guida
seal the entire length before inserting the rail
7
17
L=2LF-14

Schema | *Type* T2

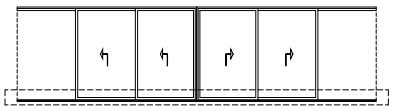

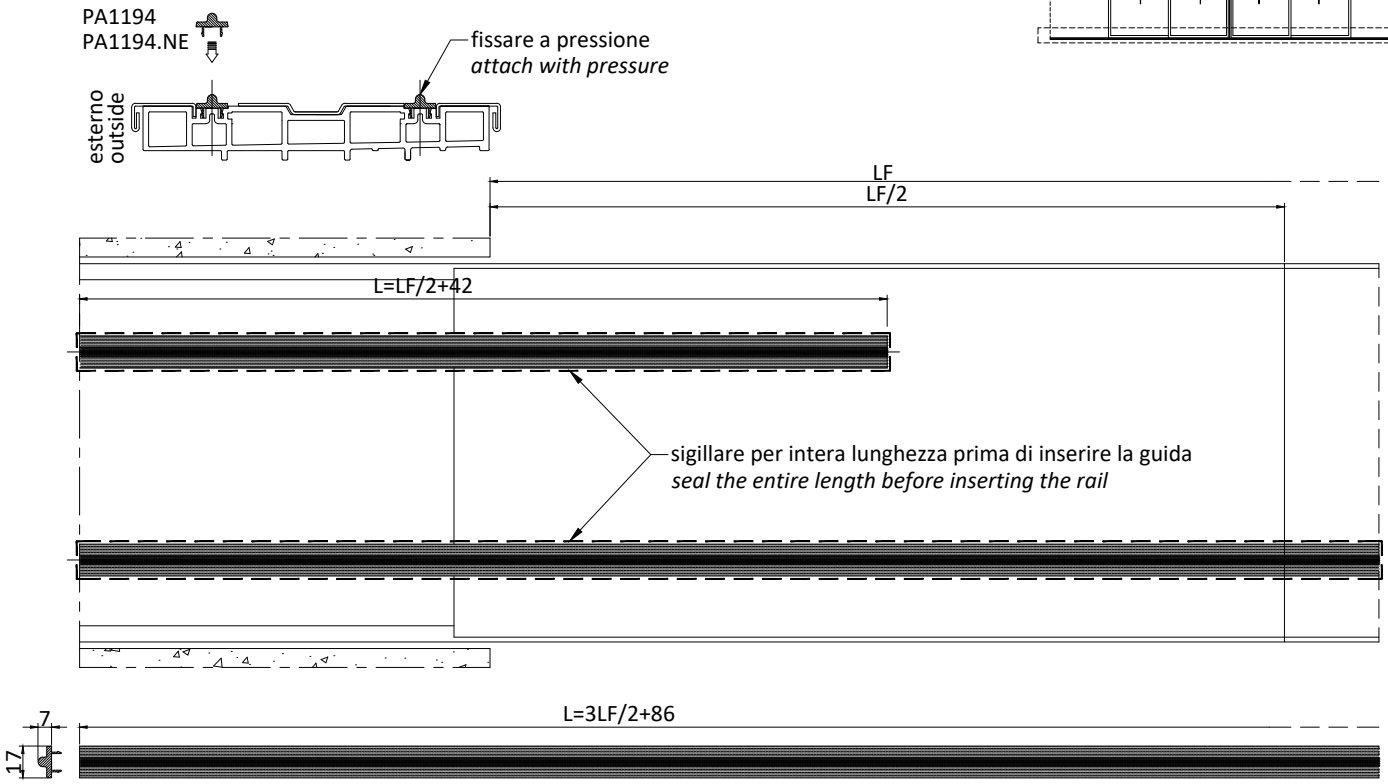

Schema | *Type* T3

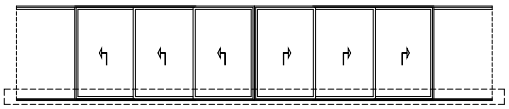

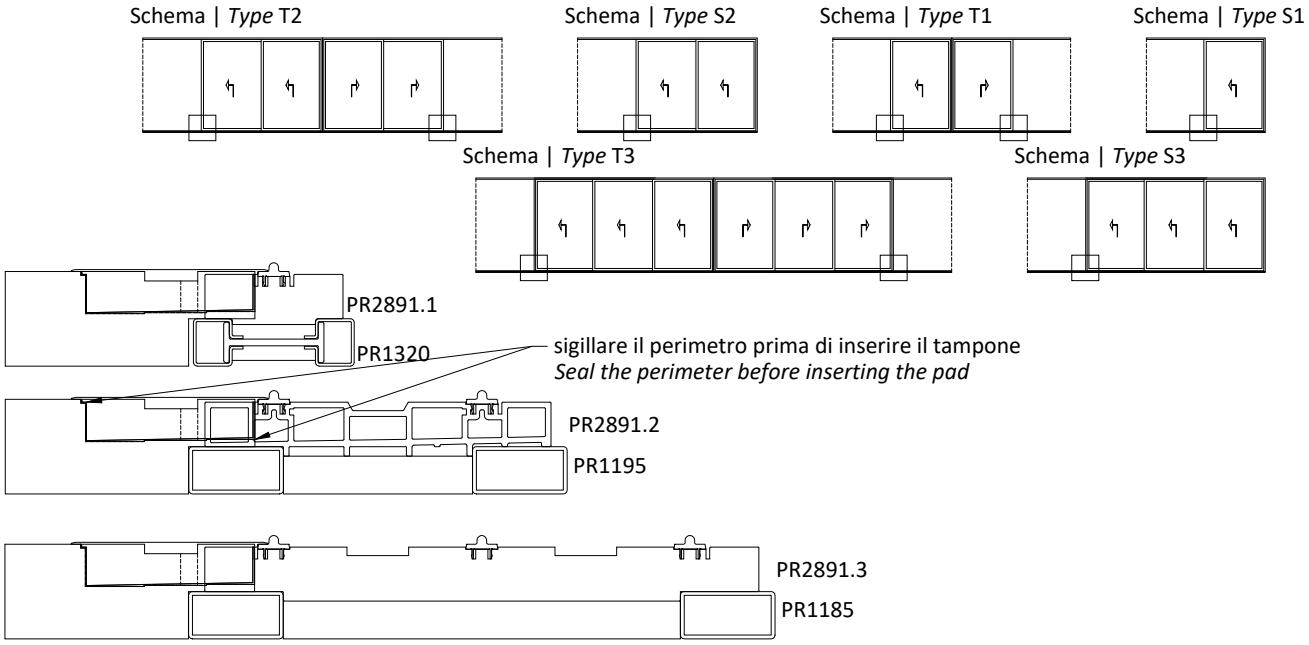

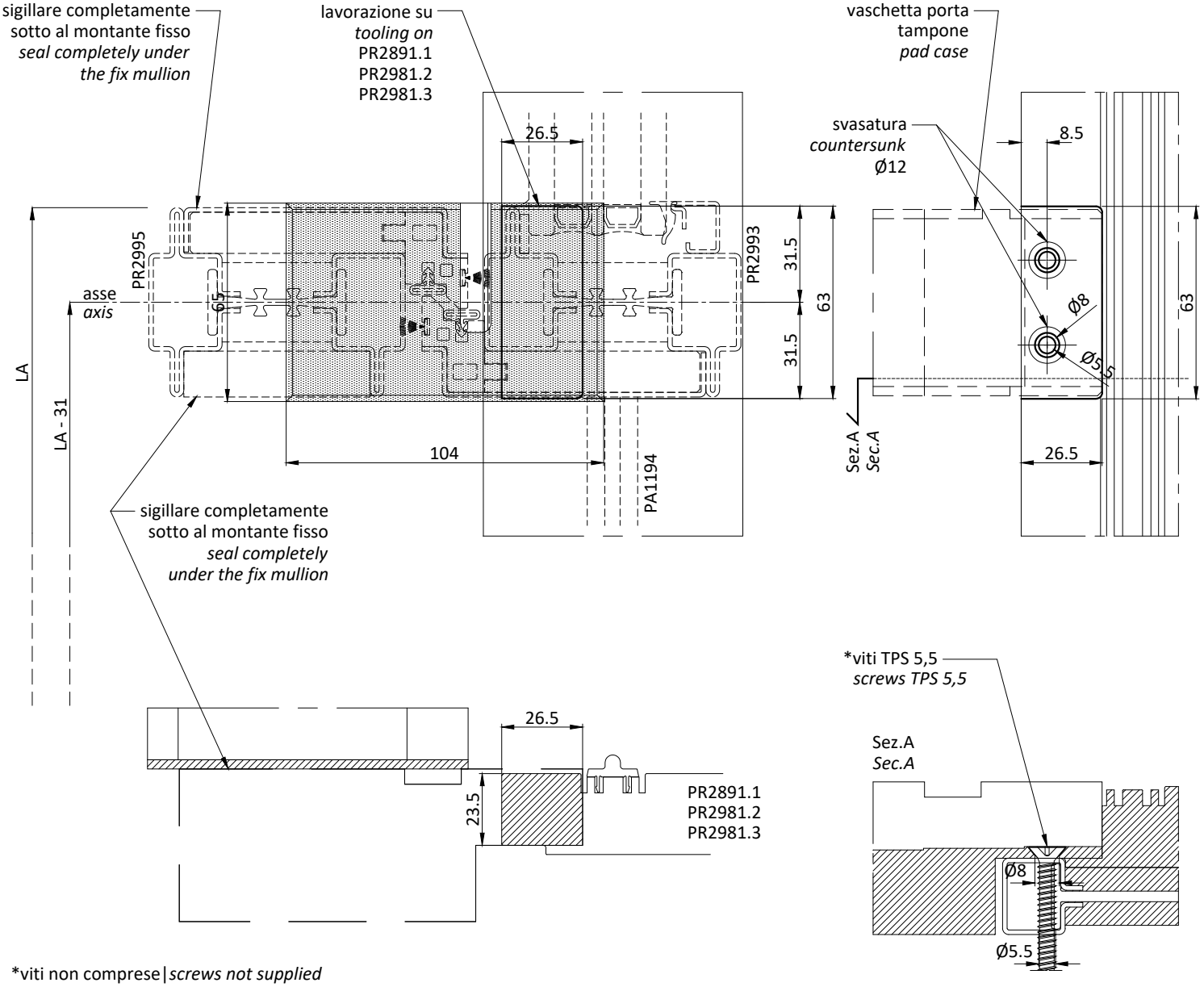

*viti non comprese|*screws not supplied*

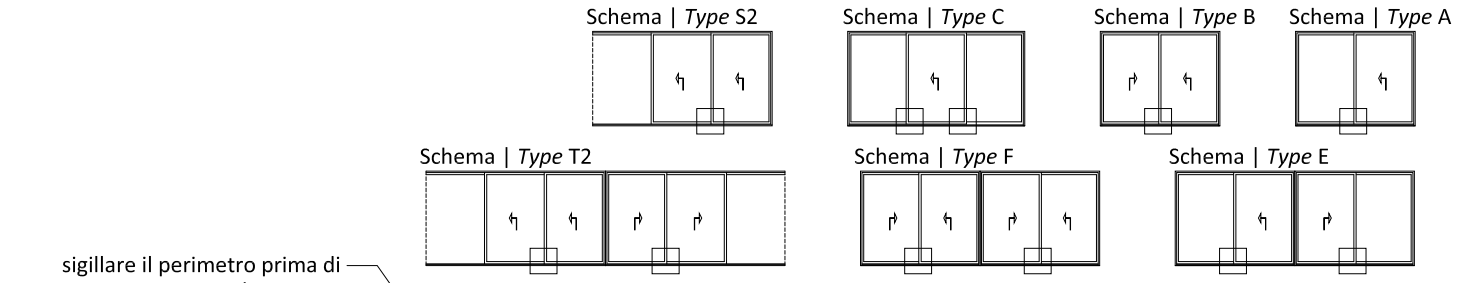
Schema | *Type* S2
Schema | *Type* C
Schema | *Type* B
Schema | *Type* A
Schema | *Type* T2
Schema | *Type* F
Schema | *Type* E

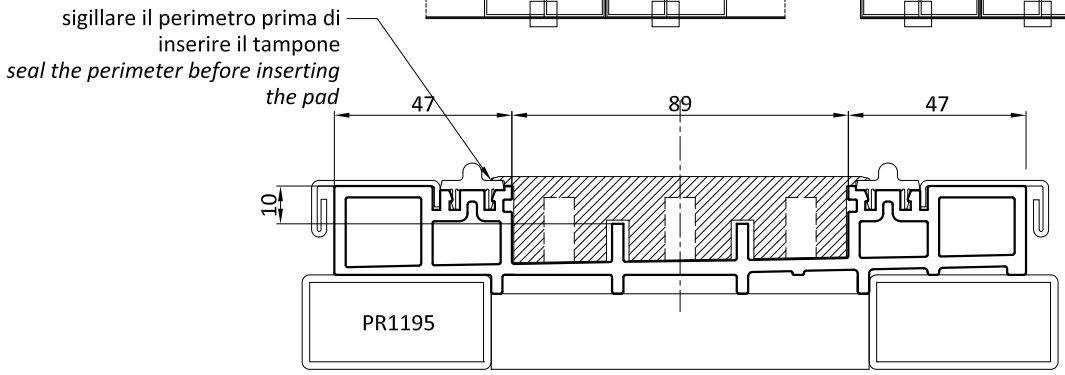
sigillare il perimetro prima di inserire il tampone
seal the perimeter before inserting the pad
47
89
47
10
PR1195

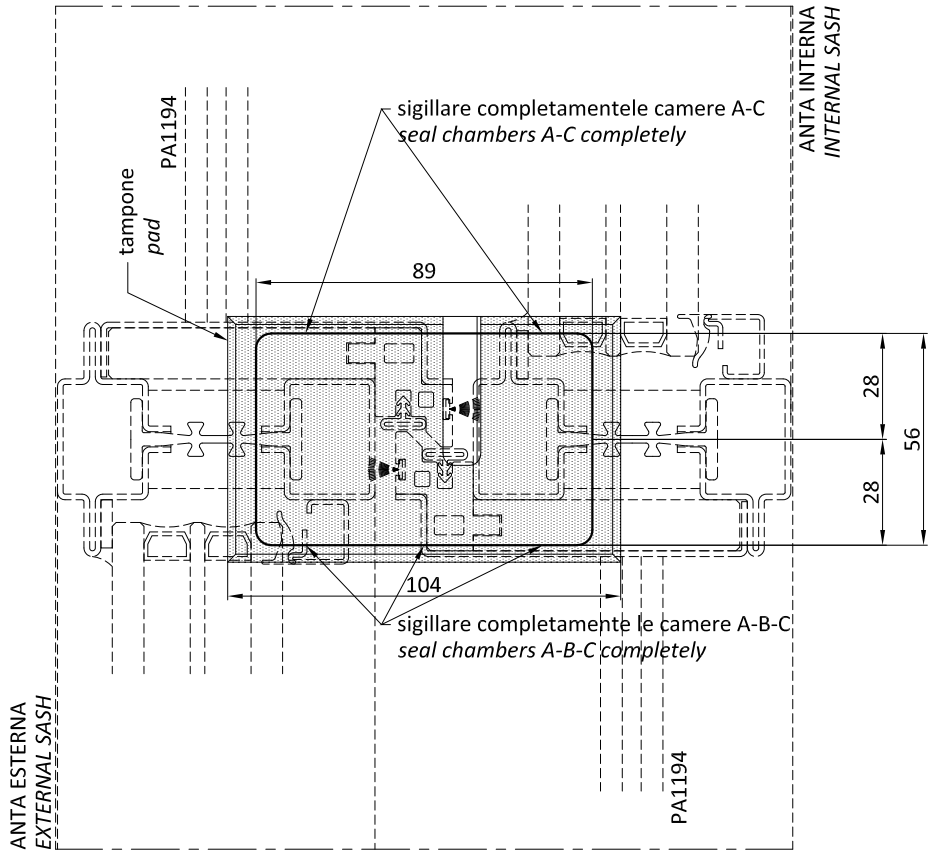
ANTA INTERNA
INTERNAL SASH
PA1194
tampone
pad
sigillare completamentele camere A-C
seal chambers A-C completely
89
28
28
56
104
sigillare completamente le camere A-B-C
seal chambers A-B-C completely
ANTA ESTERNA
EXTERNAL SASH
PA1194

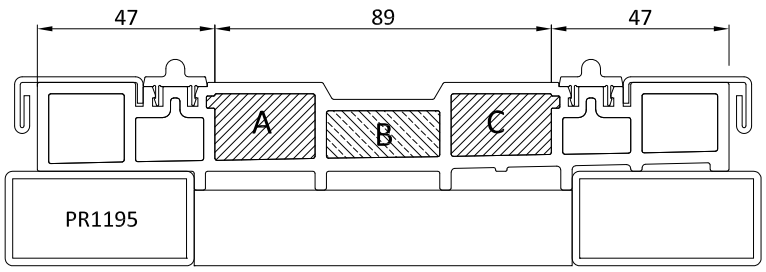
47
89
47
A
B
C
PR1195

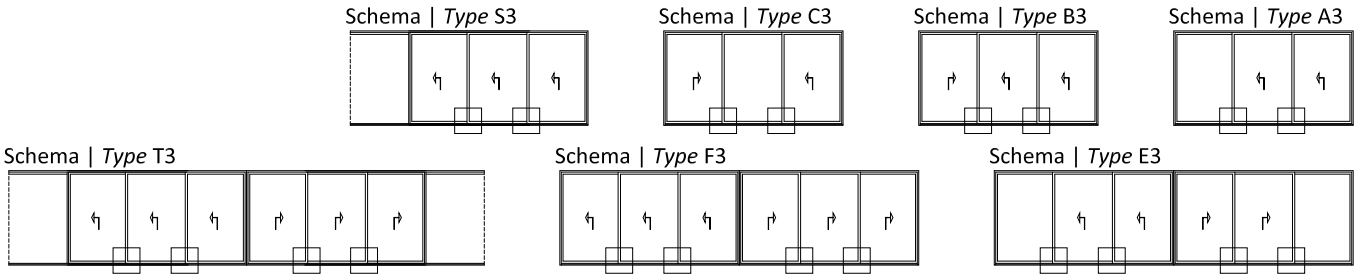
Schema | *Type* S3
Schema | *Type* C3
Schema | *Type* B3
Schema | *Type* A3
Schema | *Type* T3
Schema | *Type* F3
Schema | *Type* E3

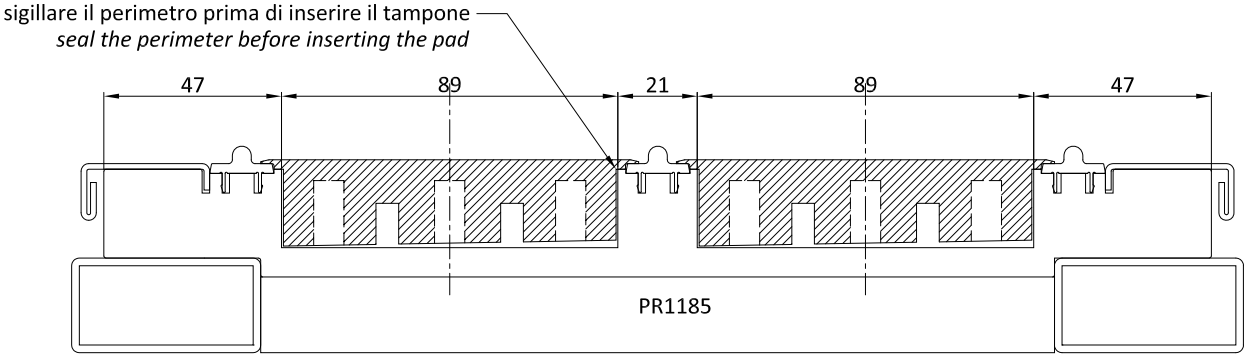
sigillare il perimetro prima di inserire il tampone
seal the perimeter before inserting the pad
47
89
21
89
47
PR1185

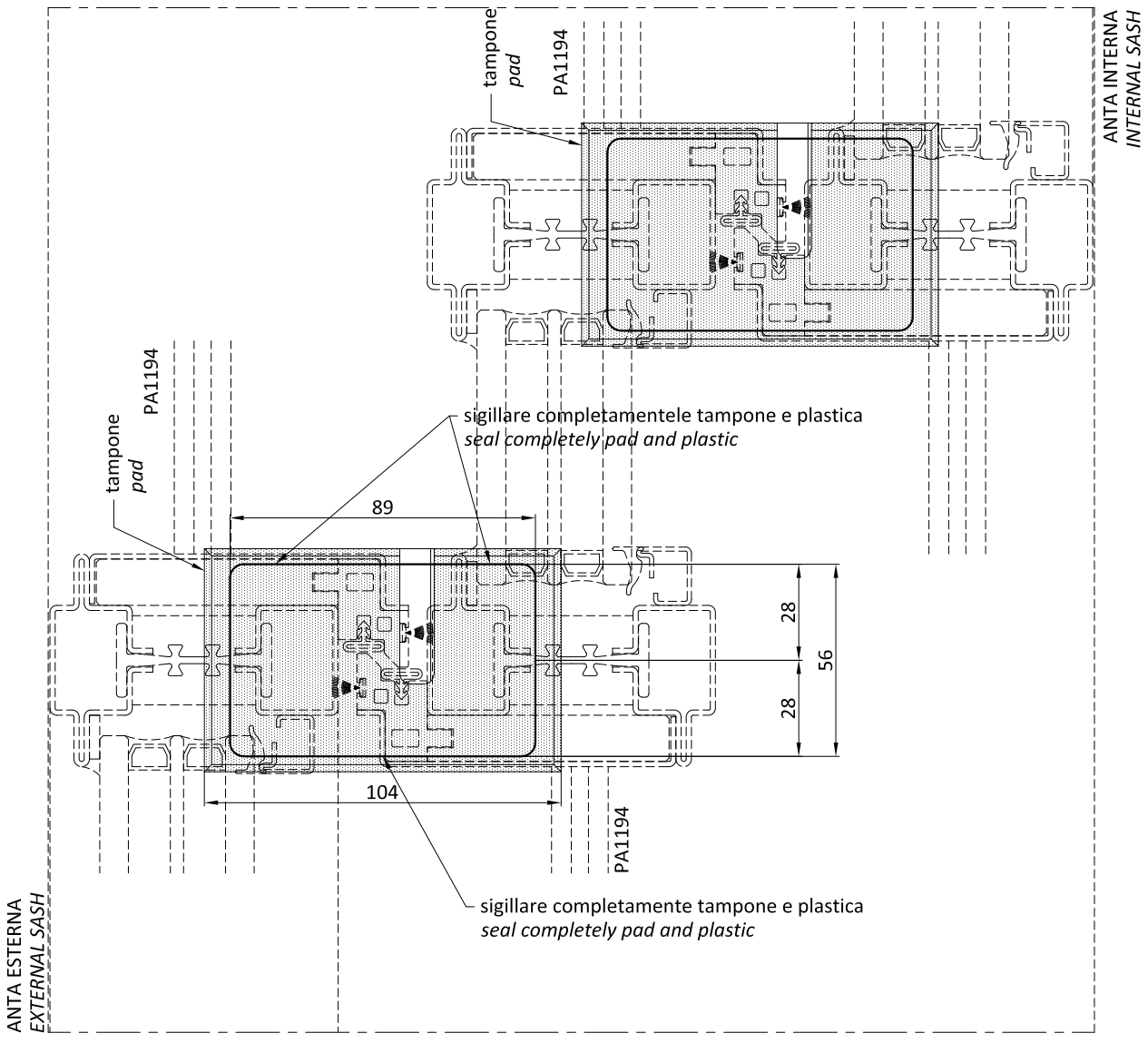
tampone
pad
PA1194
ANTA INTERNA
INTERNAL SASH
PA1194
tampone
pad
sigillare completamentele tampone e plastica
seal completely pad and plastic
89
28
56
28
104
PA1194
sigillare completamente tampone e plastica
seal completely pad and plastic
ANTA ESTERNA
EXTERNAL SASH

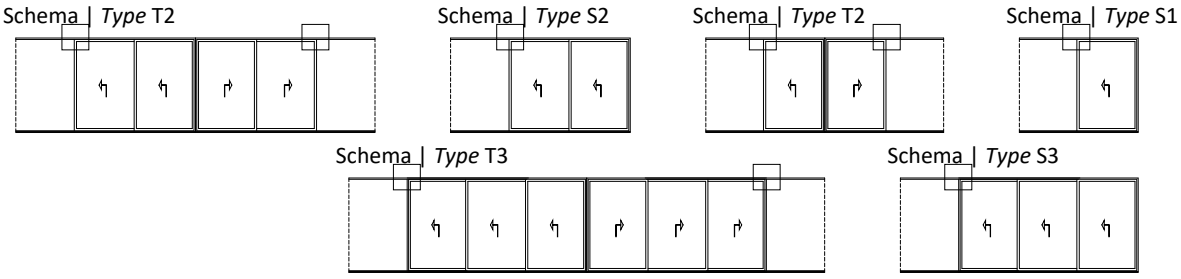

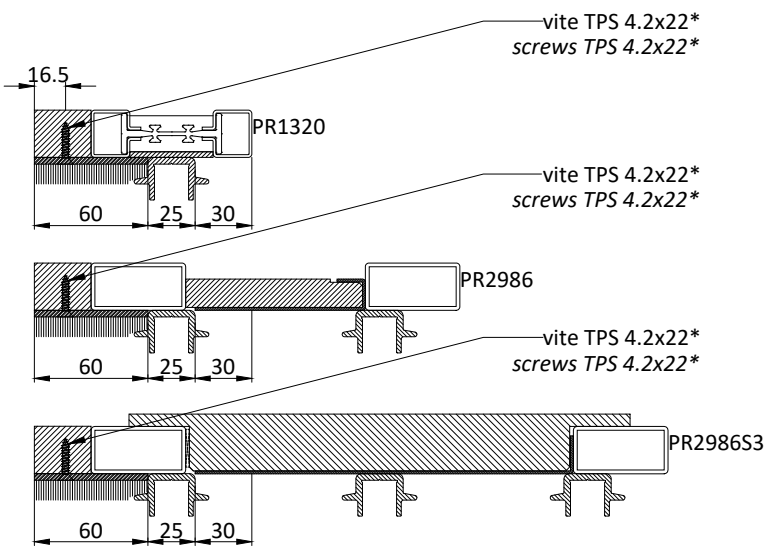

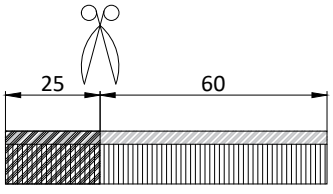

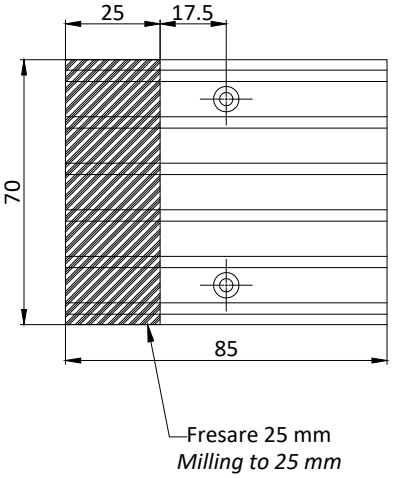

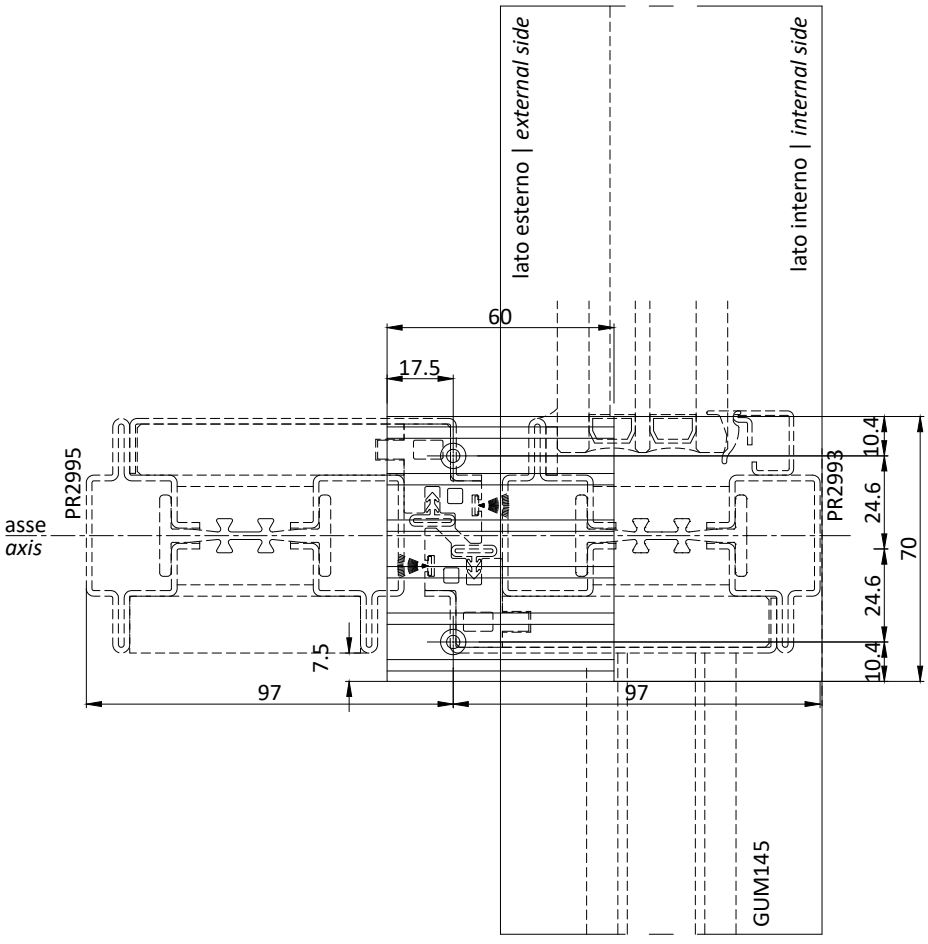

NOTE:
- Inserire e fissare la prima guida con la rispettiva anta
- Inserire e fissare il tampone
- Inserire e fissare la seconda guida con la rispettiva anta

NOTE:
Insert and attach the first rail with respective sash-
Insert and attach the pad
Insert and attach the second rail with respective sash

* viti TPS 4.2x22 non comprese
** screws TPS 4.2x22 not supplied*

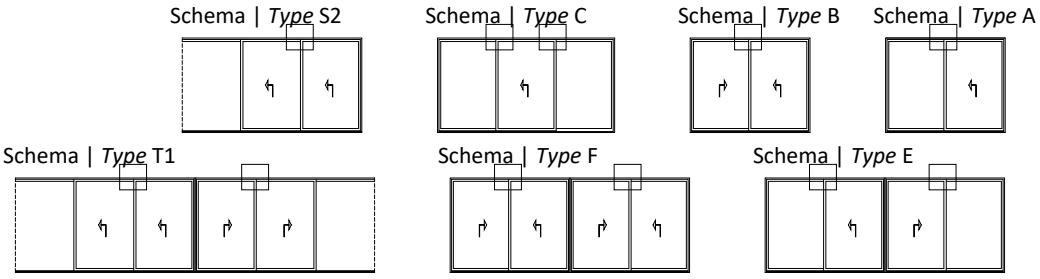

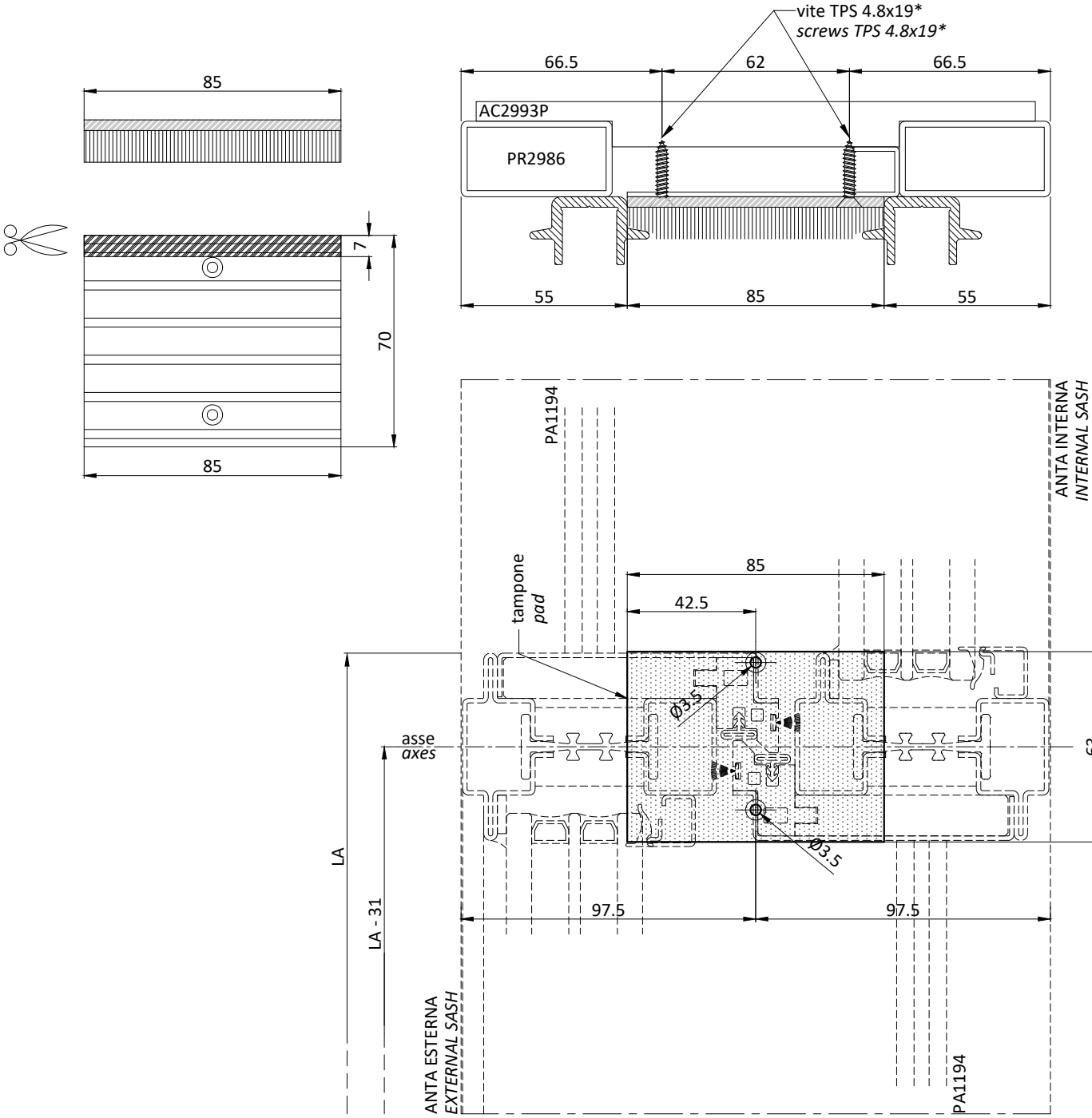

* viti TPS 4.2 x 19 non comprese
** screws TPS 4.2 x 19 not supplied*

NOTE:
- Inserire e fissare la prima guida con la rispettiva anta
- Inserire e fissare il tampone
- Inserire e fissare la seconda guida con la rispettiva anta

NOTE:
Insert and attach the first rail with respective sash
Insert and attach the pad
Insert and attach the second rail with respective sash

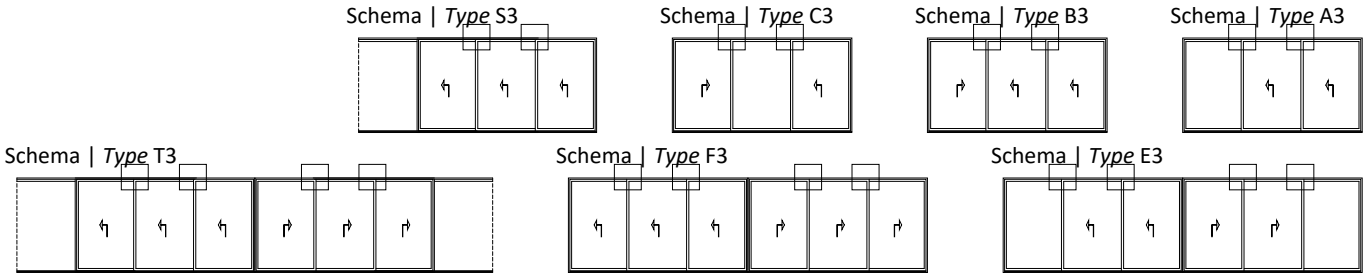

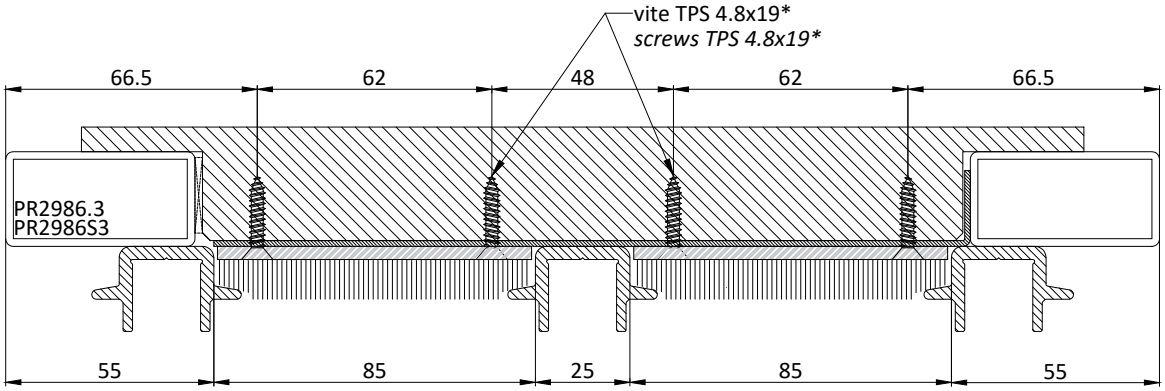

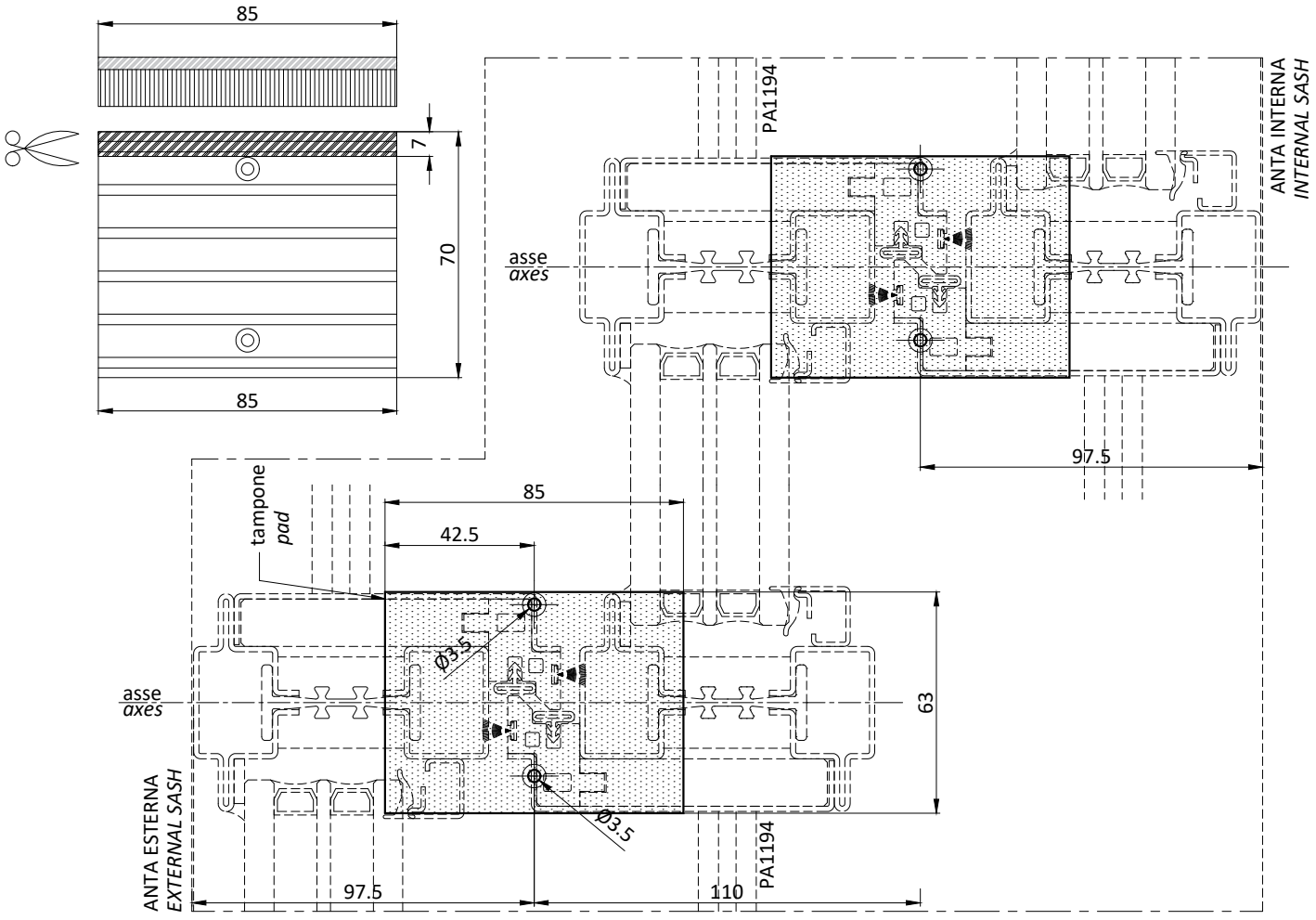

NOTE:
- Inserire e fissare la prima guida con la rispettiva anta
- Inserire e fissare il tampone
- Inserire e fissare la seconda guida con la rispettiva anta

NOTE:
Insert and attach the first rail with respective sash
Insert and attach the pad
Insert and attach the second rail with respective sash

* viti TPS 4.2 x 19 non comprese
** screws TPS 4.2 x 19 not supplied*

Schema | *Type* A

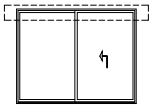

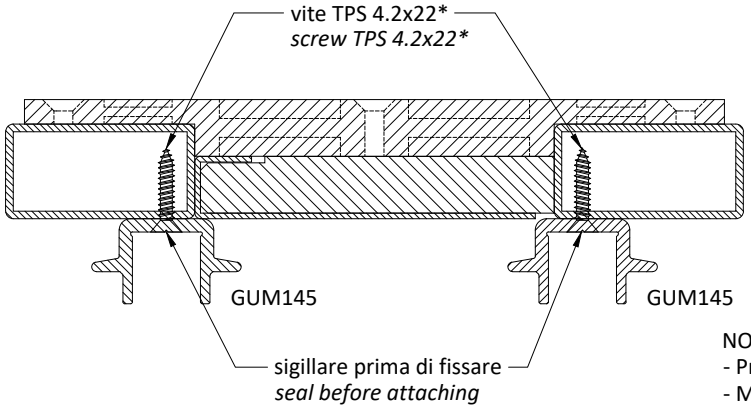

NOTE :
- Preforare il telaio PR2986 prima dell'assemblaggio
- Montare la guida assieme alla posa dell'anta

NOTE:
-Perforate frame PR2986 before assemblage
-Mount the rail when attaching the sash

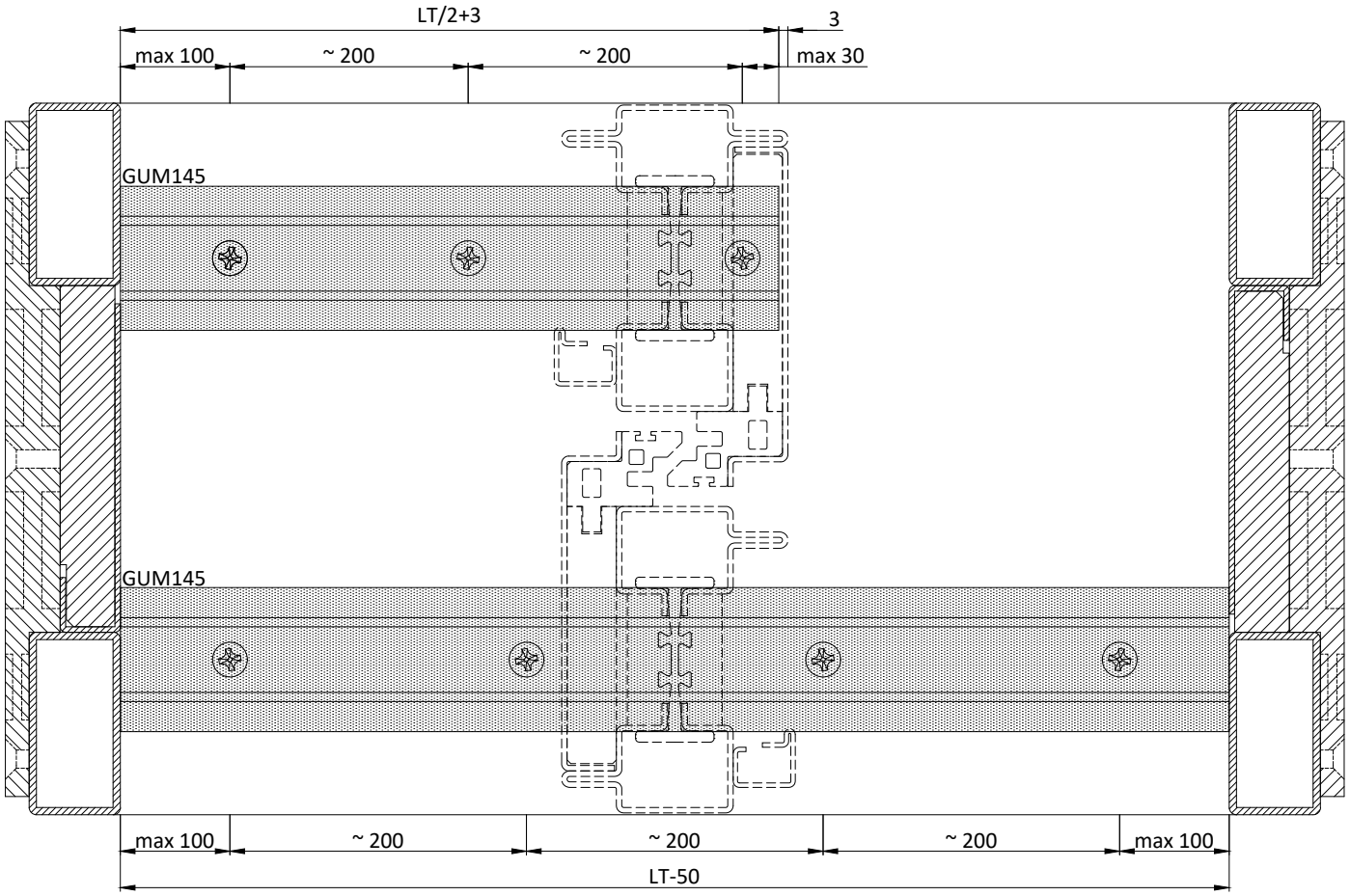

* viti TPS 4.2x22 non comprese
** screws TPS 4.2x22 not supplied*

Schema | *Type* B

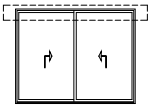

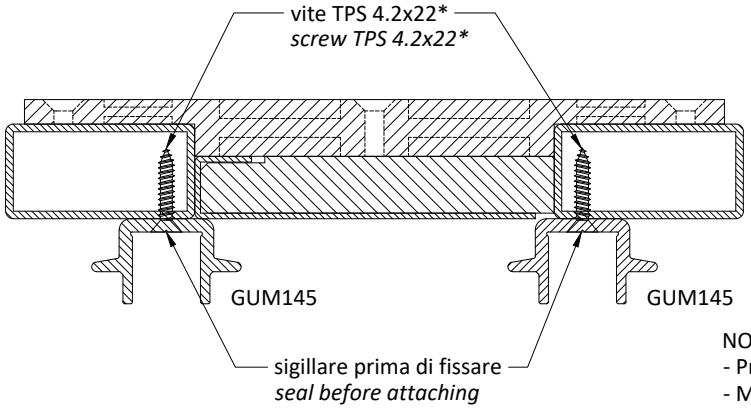

NOTE :
- Preforare il telaio PR2986 prima dell'assemblaggio
- Montare la guida assieme alla posa dell'anta

NOTE:
-Perforate frame PR2986 before assemblage
-Mount the rail when attaching the sash

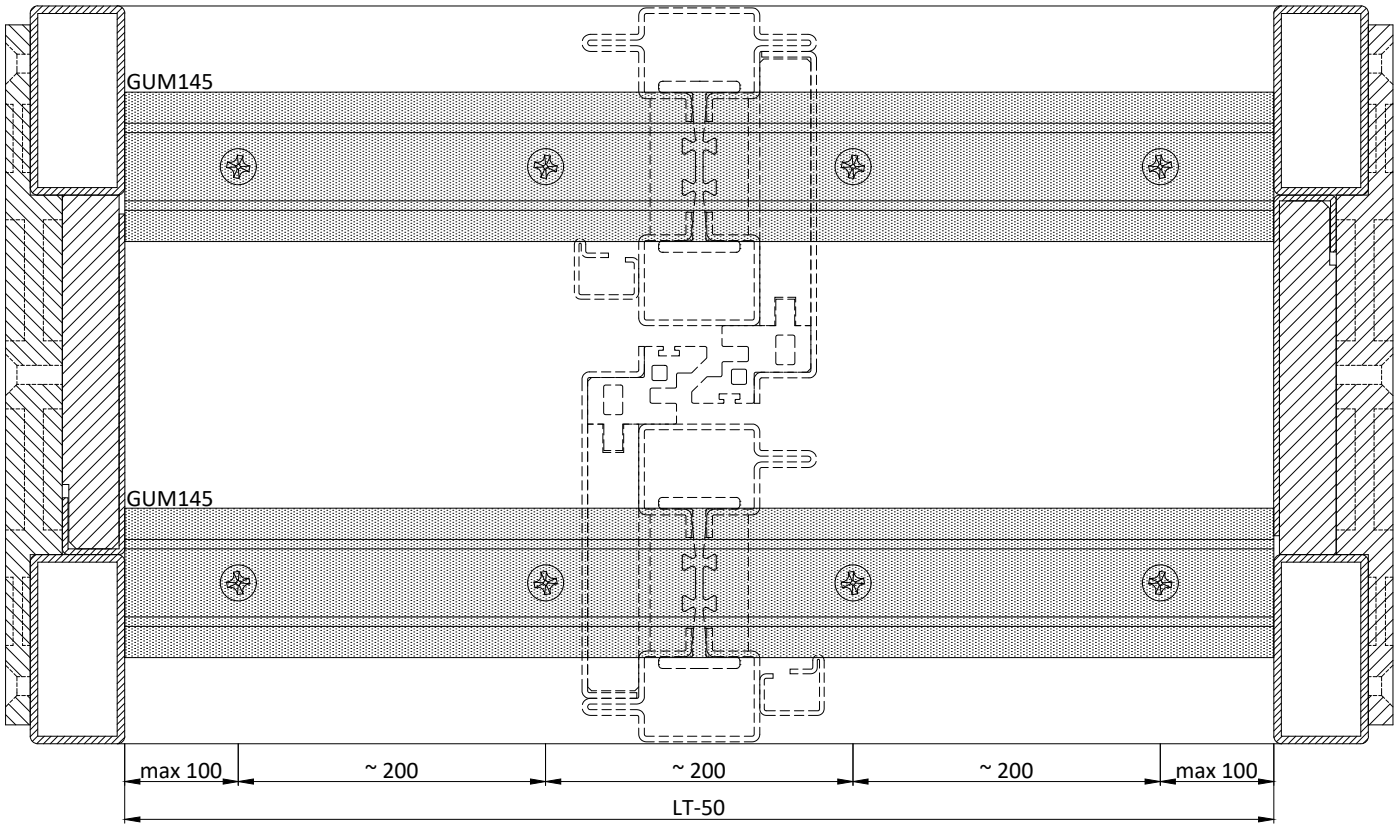

* viti TPS 4.2x22 non comprese
** screws TPS 4.2x22 not supplied*

Schema | *Type* C

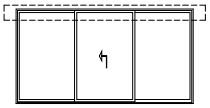

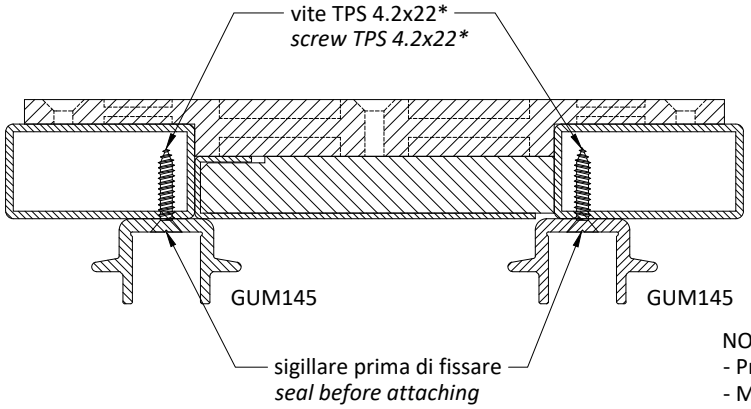

NOTE :
- Preforare il telaio PR2986 prima dell'assemblaggio
- Montare la guida assieme alla posa dell'anta

NOTE:
-Perforate frame PR2986 before assemblage
-Mount the rail when attaching the sash

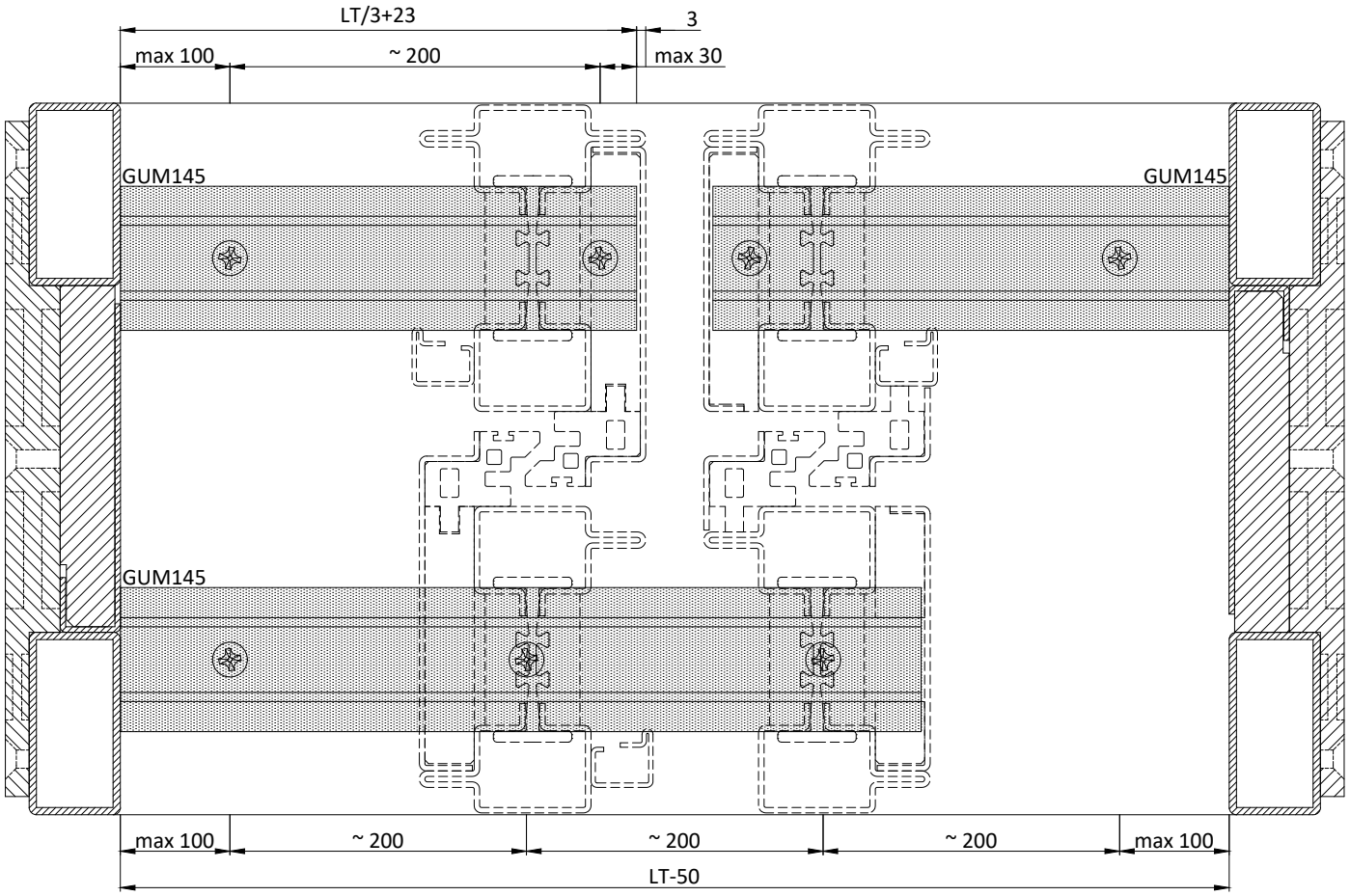

* viti TPS 4.2x22 non comprese
** screws TPS 4.2x22 not supplied*

Schema | *Type* E

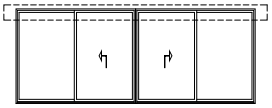

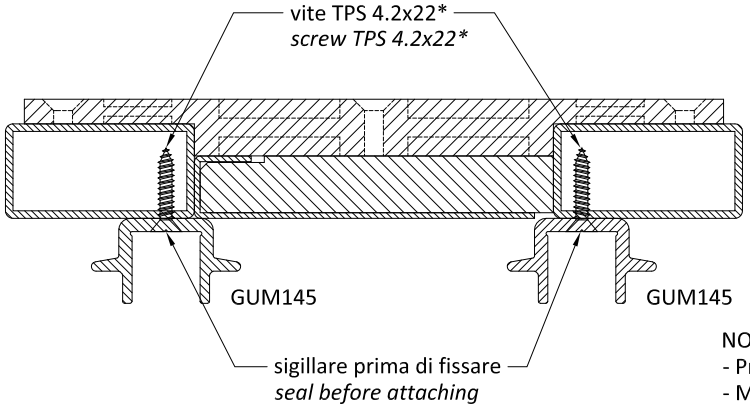

NOTE :
- Preforare il telaio PR2986 prima dell'assemblaggio
- Montare la guida assieme alla posa dell'anta

NOTE:
-Perforate frame PR2986 before assemblage
-Mount the rail when attaching the sash

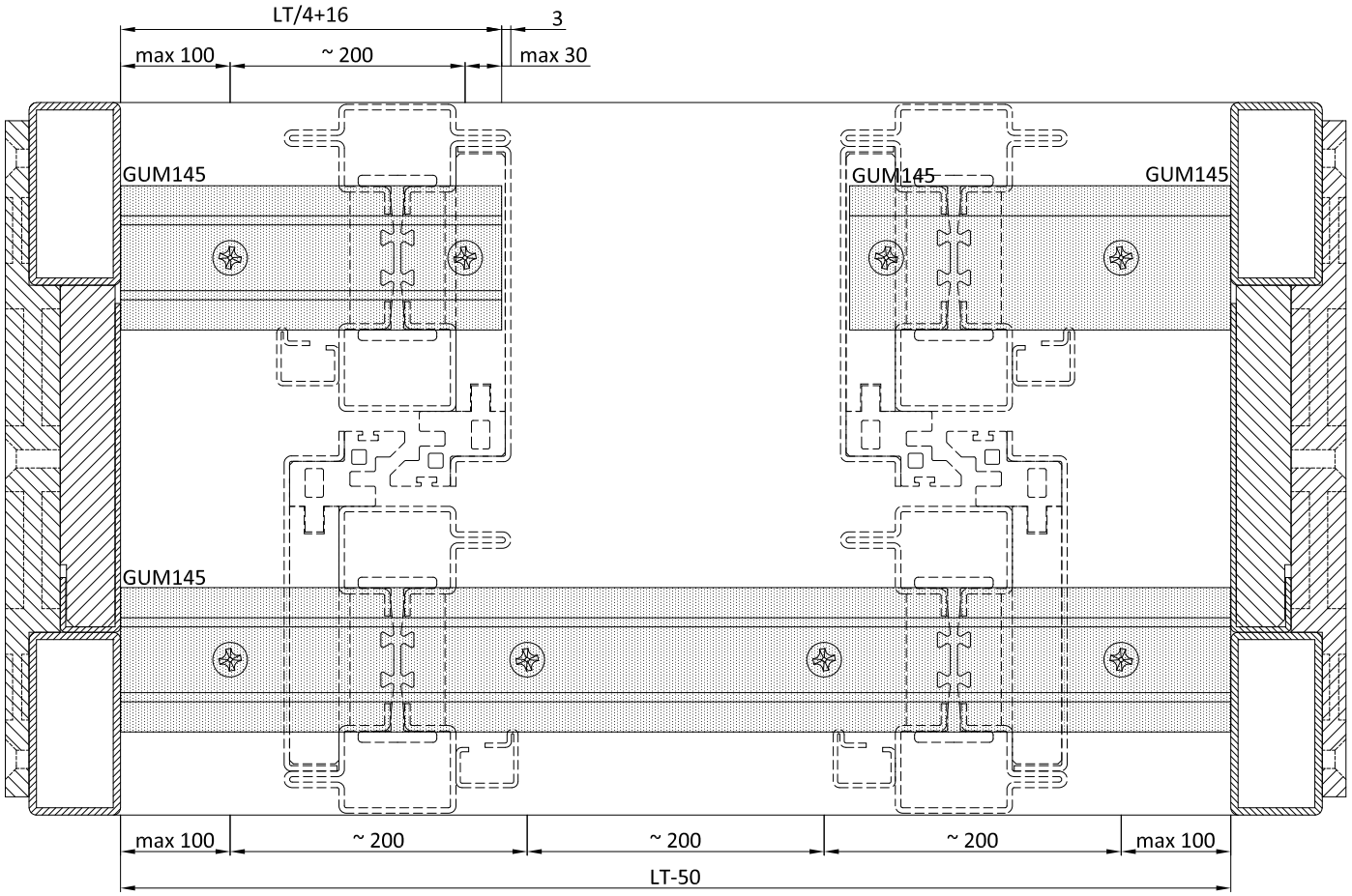

* viti TPS 4.2x22 non comprese
** screws TPS 4.2x22 not supplied*

Schema | *Type* F

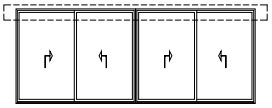

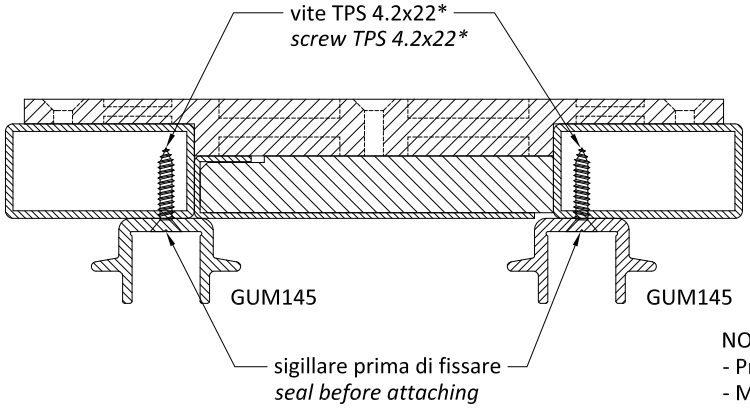

NOTE :
- Preforare il telaio PR2986 prima dell'assemblaggio
- Montare la guida assieme alla posa dell'anta

NOTE:
-Perforate frame PR2986 before assemblage
-Mount the rail when attaching the sash

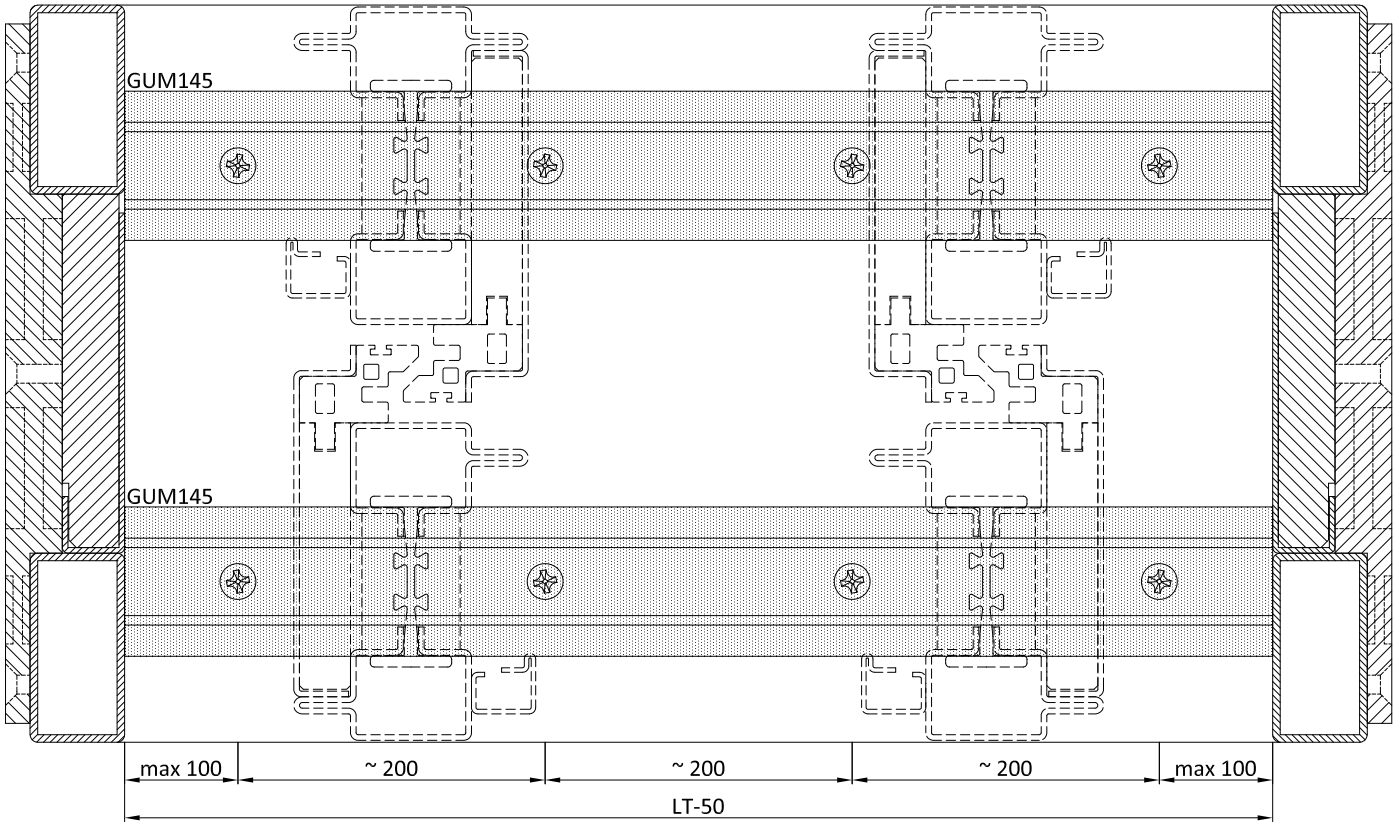

* viti TPS 4.2x22 non comprese
** screws TPS 4.2x22 not supplied*

Schema | *Type* A3

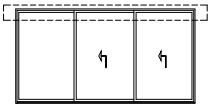

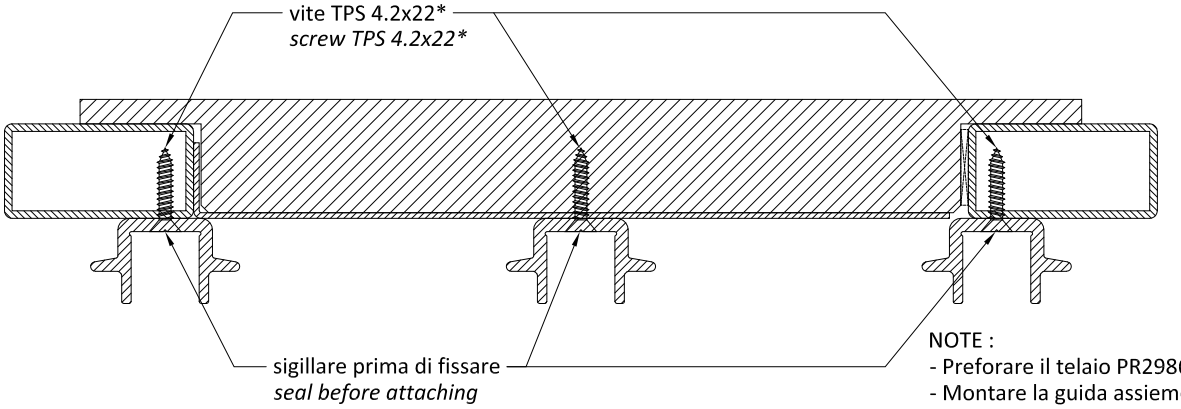

NOTE :
- Preforare il telaio PR2986.3 prima dell'assemblaggio
- Montare la guida assieme alla posa dell'anta

NOTE:
-Perforate frame PR2986.3 before assemblage
-Mount the rail when attaching the sash

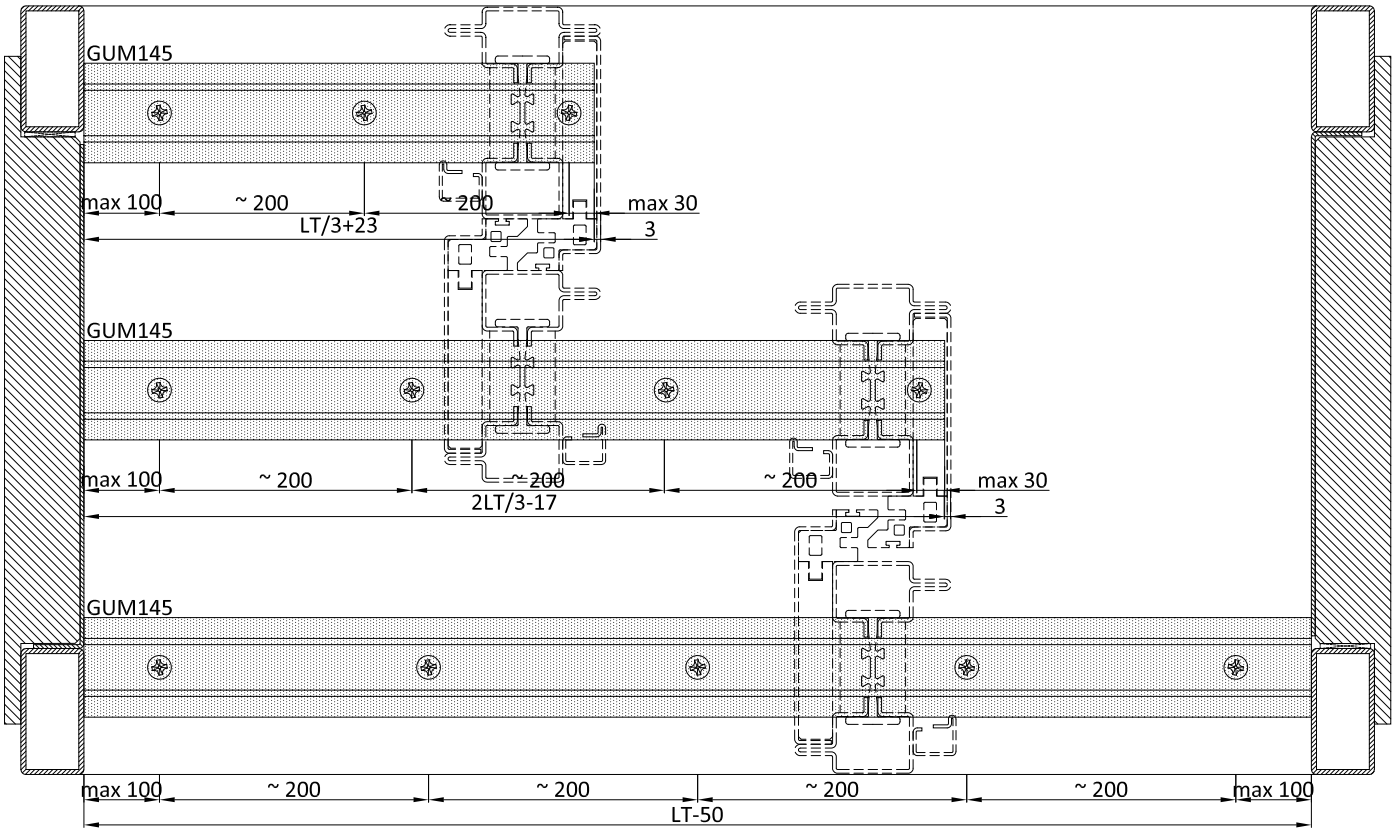

* viti TPS 4.2x22 non comprese
** screws TPS 4.2x22 not supplied*

Schema | *Type* B3

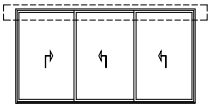

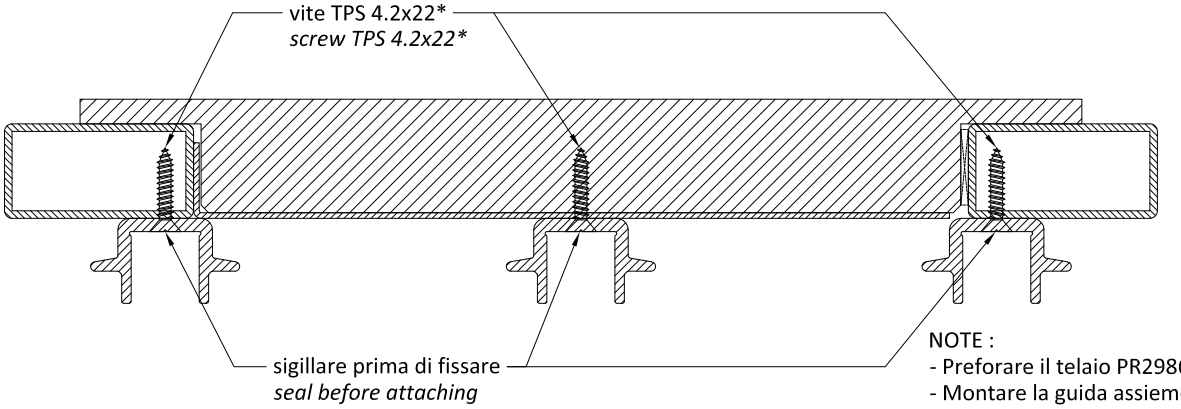

NOTE :
- Preforare il telaio PR2986.3 prima dell'assemblaggio
- Montare la guida assieme alla posa dell'anta

NOTE:
-Perforate frame PR2986.3 before assemblage
-Mount the rail when attaching the sash

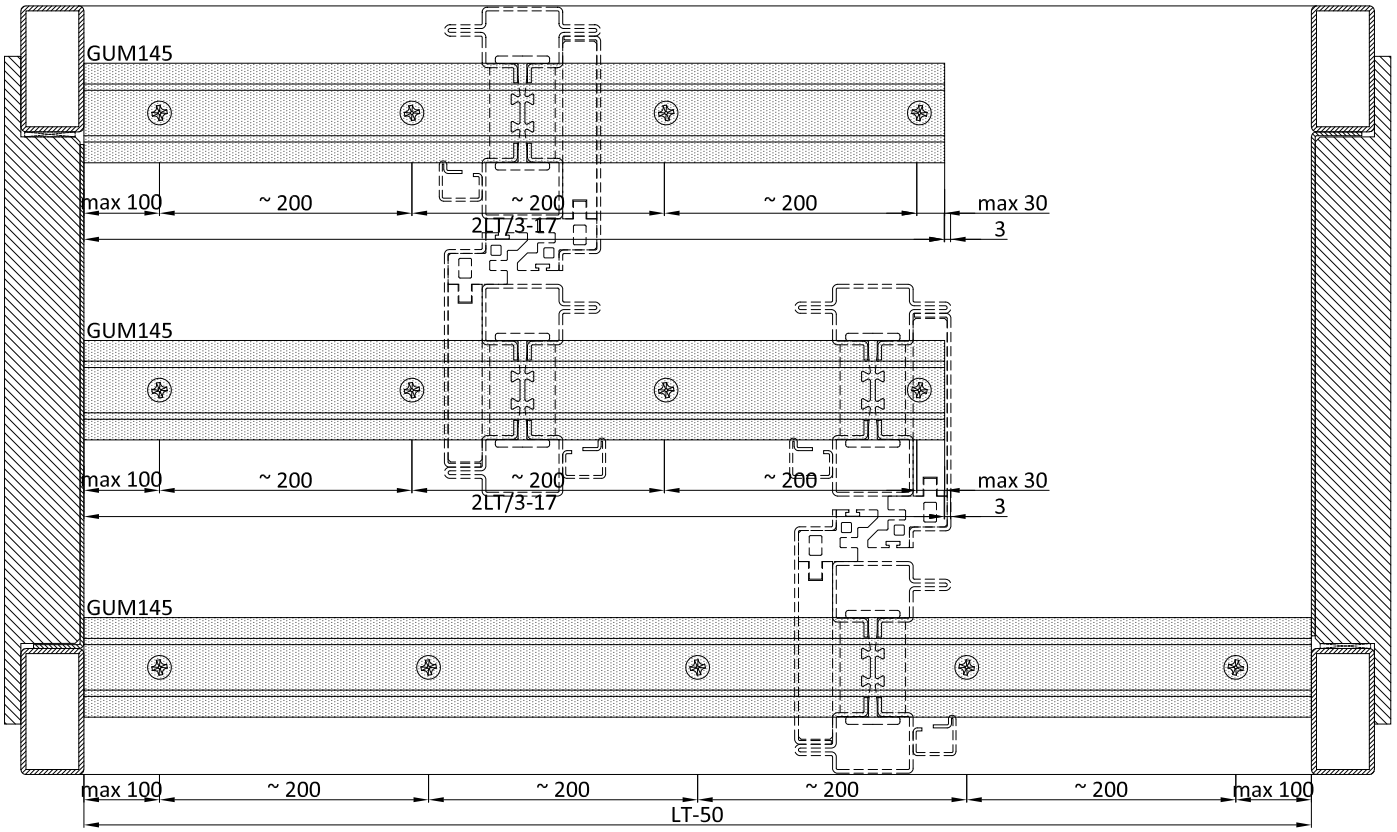

* viti TPS 4.2x22 non comprese
** screws TPS 4.2x22 not supplied*

Schema | *Type* C3

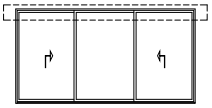

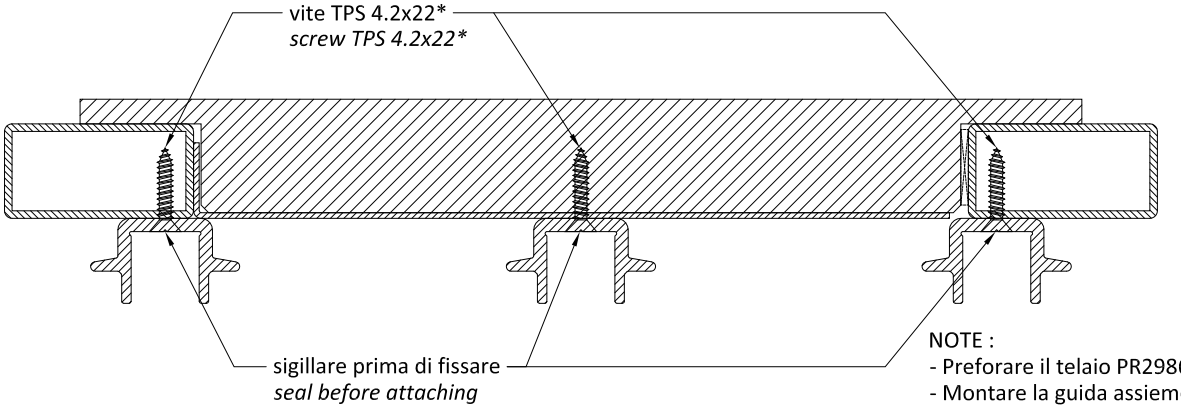

NOTE :
- Preforare il telaio PR2986.3 prima dell'assemblaggio
- Montare la guida assieme alla posa dell'anta

NOTE:
-Perforate frame PR2986.3 before assemblage
-Mount the rail when attaching the sash

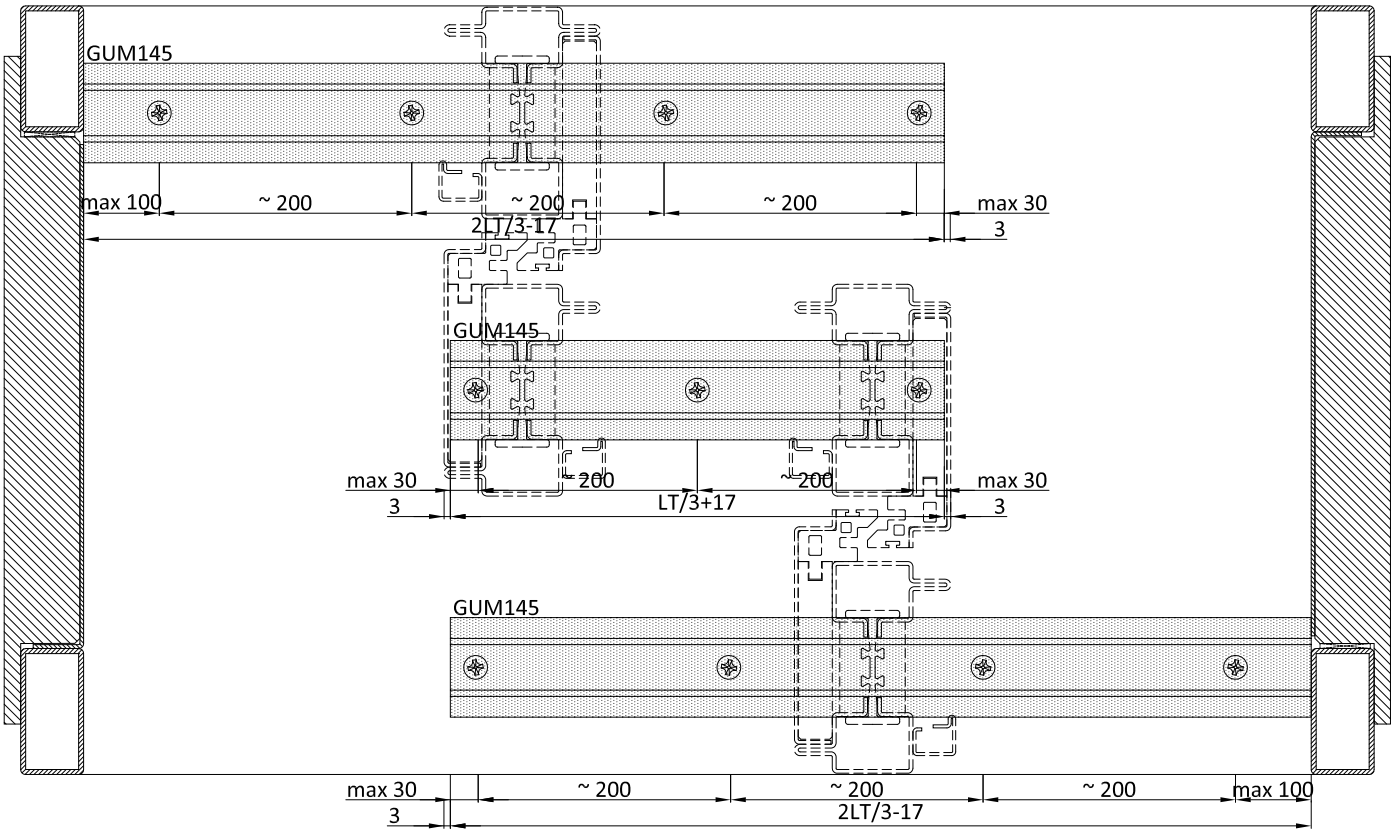

* viti TPS 4.2x22 non comprese
** screws TPS 4.2x22 not supplied*

Schema | *Type* E3

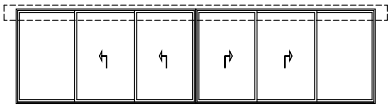

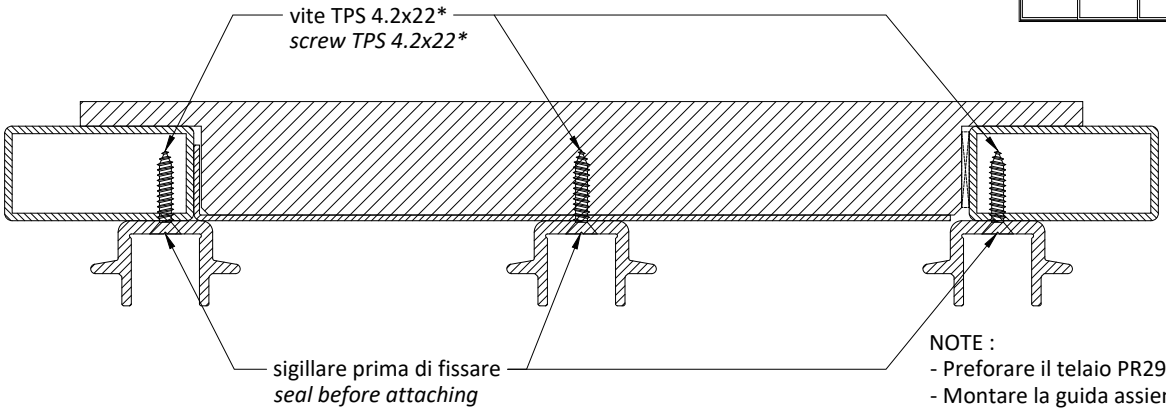

NOTE :
- Preforare il telaio PR2986.3 prima dell'assemblaggio
- Montare la guida assieme alla posa dell'anta

NOTE:
-Perforate frame PR2986.3 before assemblage
-Mount the rail when attaching the sash

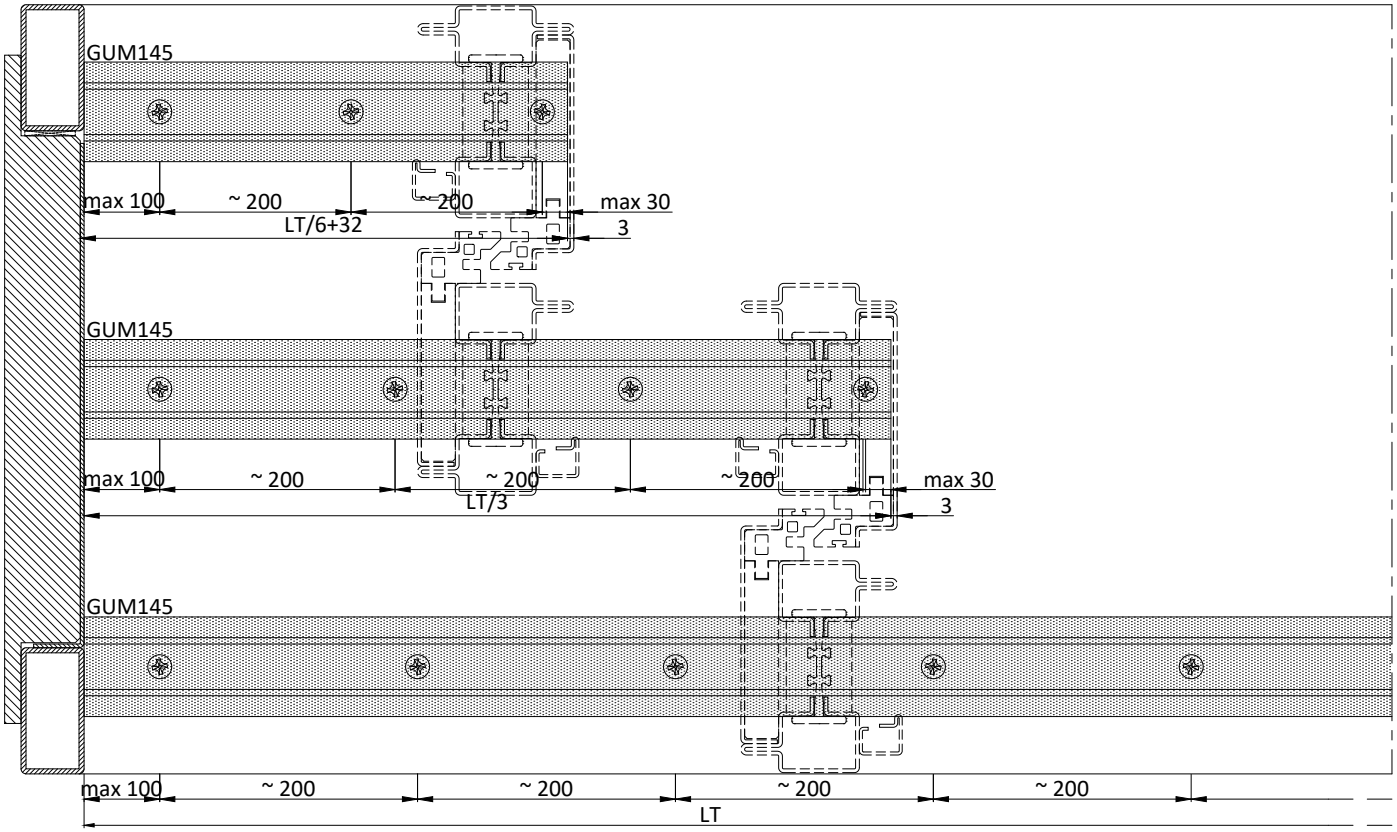

* viti TPS 4.2x22 non comprese
** screws TPS 4.2x22 not supplied*

Schema | *Type* F3

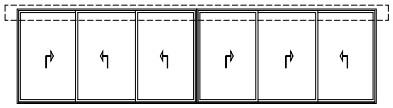

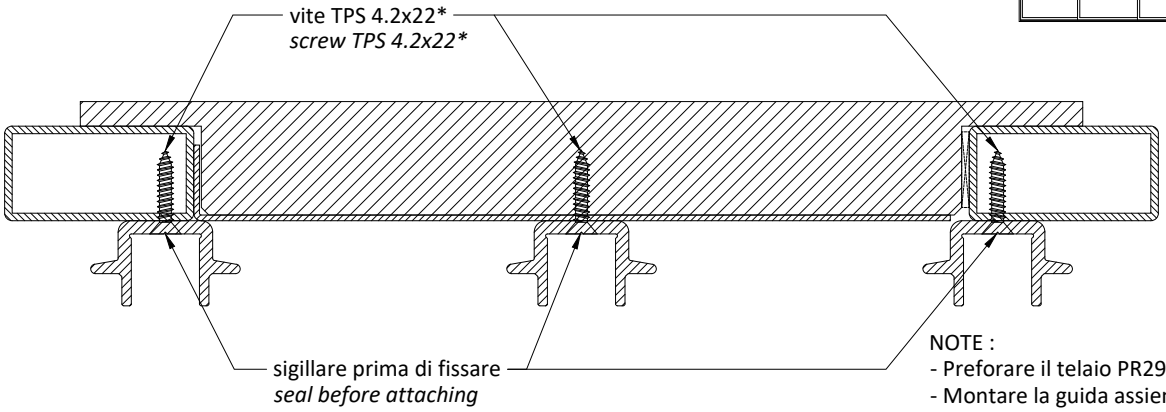

NOTE :
- Preforare il telaio PR2986.3 prima dell'assemblaggio
- Montare la guida assieme alla posa dell'anta

NOTE:
-Perforate frame PR2986.3 before assemblage
-Mount the rail when attaching the sash

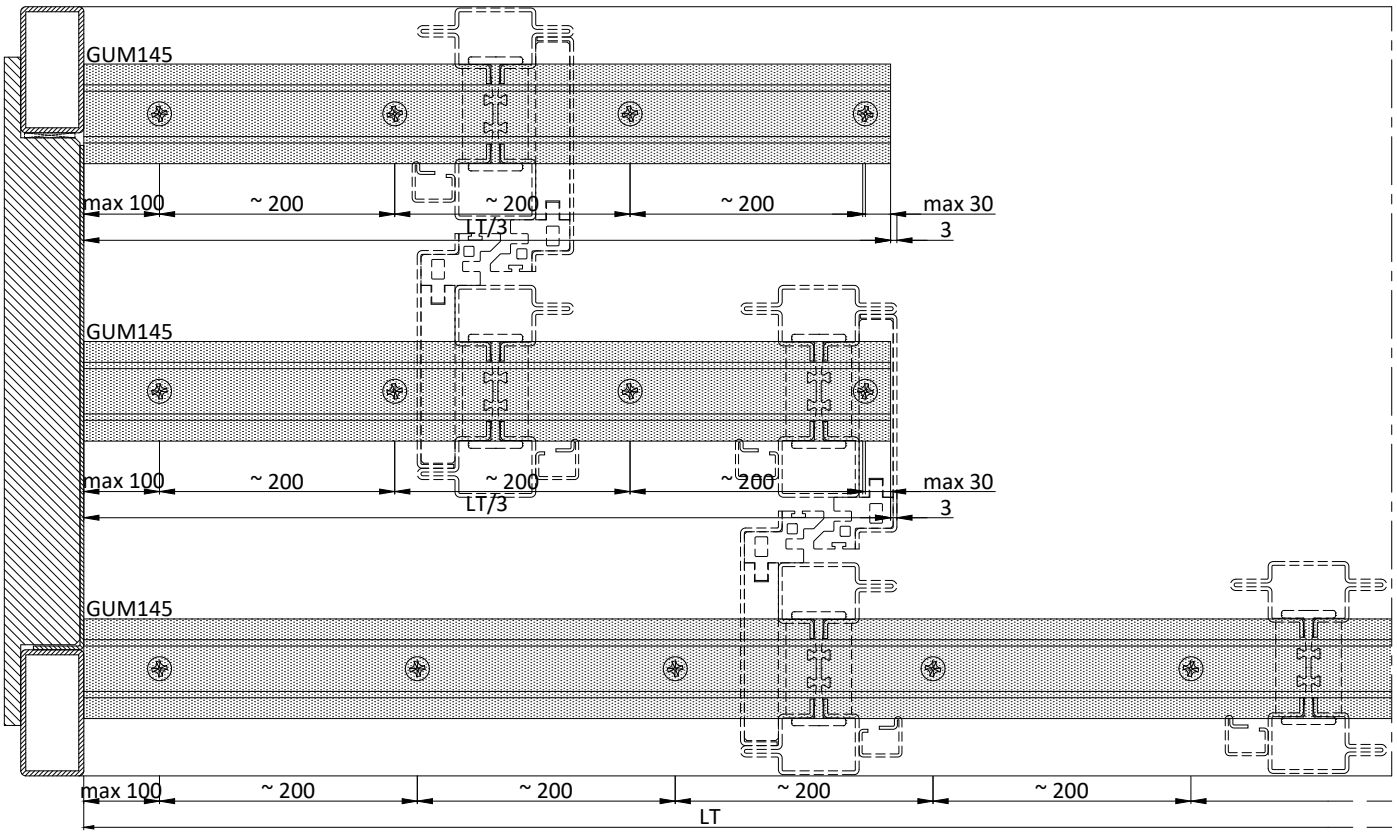

* viti TPS 4.2x22 non comprese
** screws TPS 4.2x22 not supplied*

Schema | *Type* S1

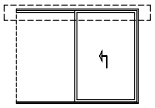

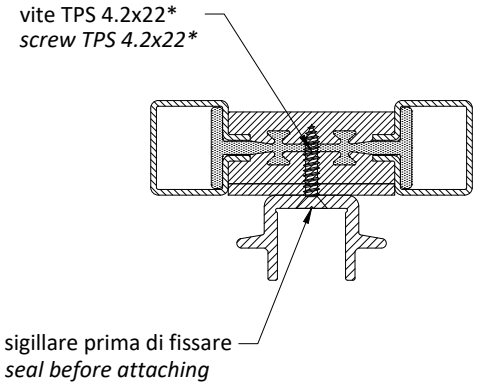

NOTE :
- Preforare il telaio PR1320 prima dell'assemblaggio
- Montare la guida assieme alla posa dell'anta

NOTE:
-Perforate frame PR1320 before assemblage
-Mount the rail when attaching the sash

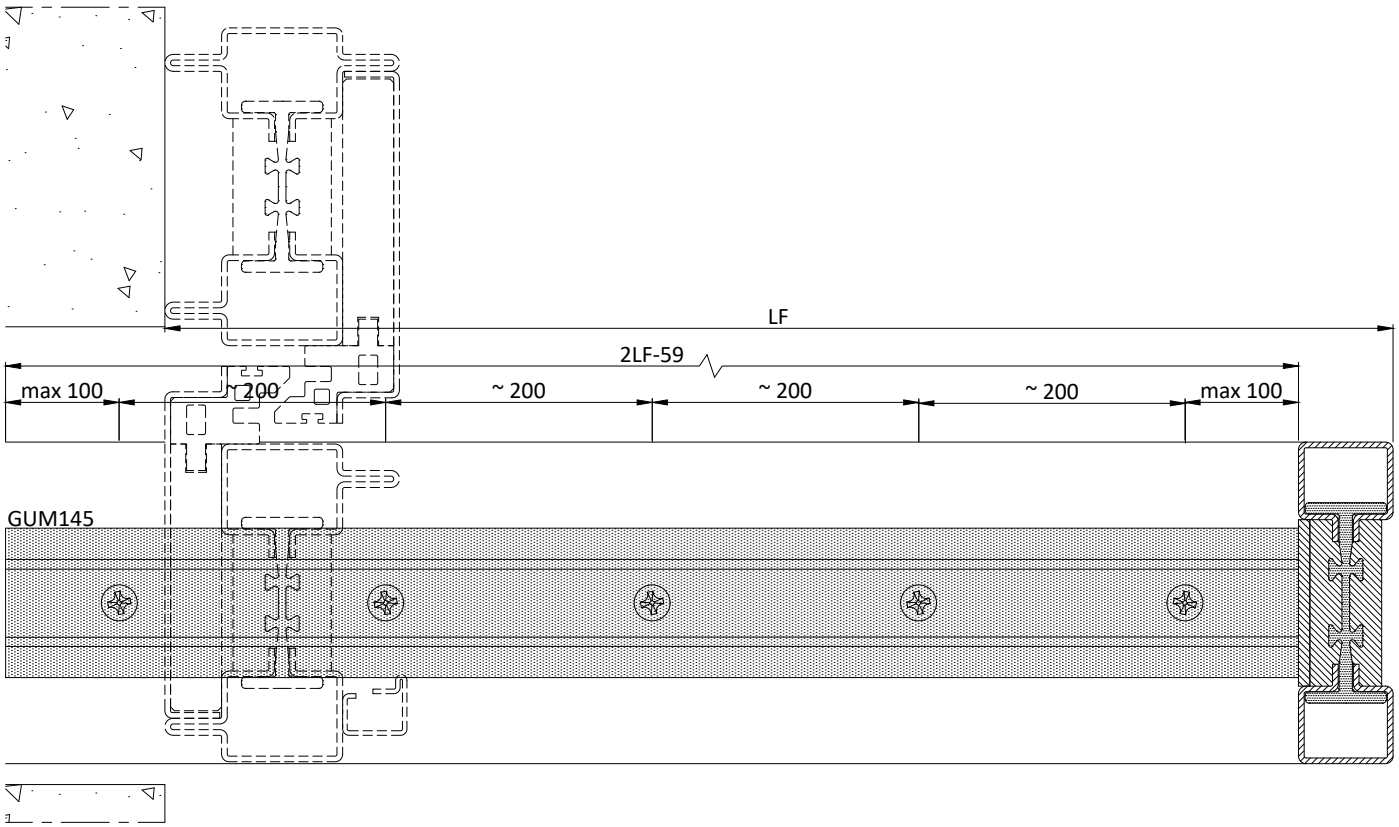

* viti TPS 4.2x22 non comprese
** screws TPS 4.2x22 not supplied*

Schema | *Type* T1

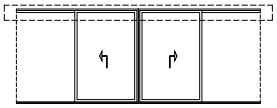

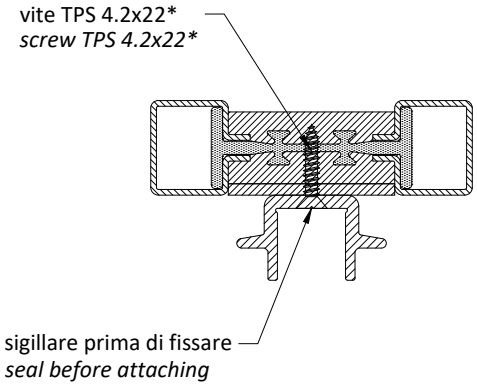

NOTE :
- Preforare il telaio PR1320 prima dell'assemblaggio
- Montare la guida assieme alla posa dell'anta

NOTE:
-Perforate frame PR1320 before assemblage
-Mount the rail when attaching the sash

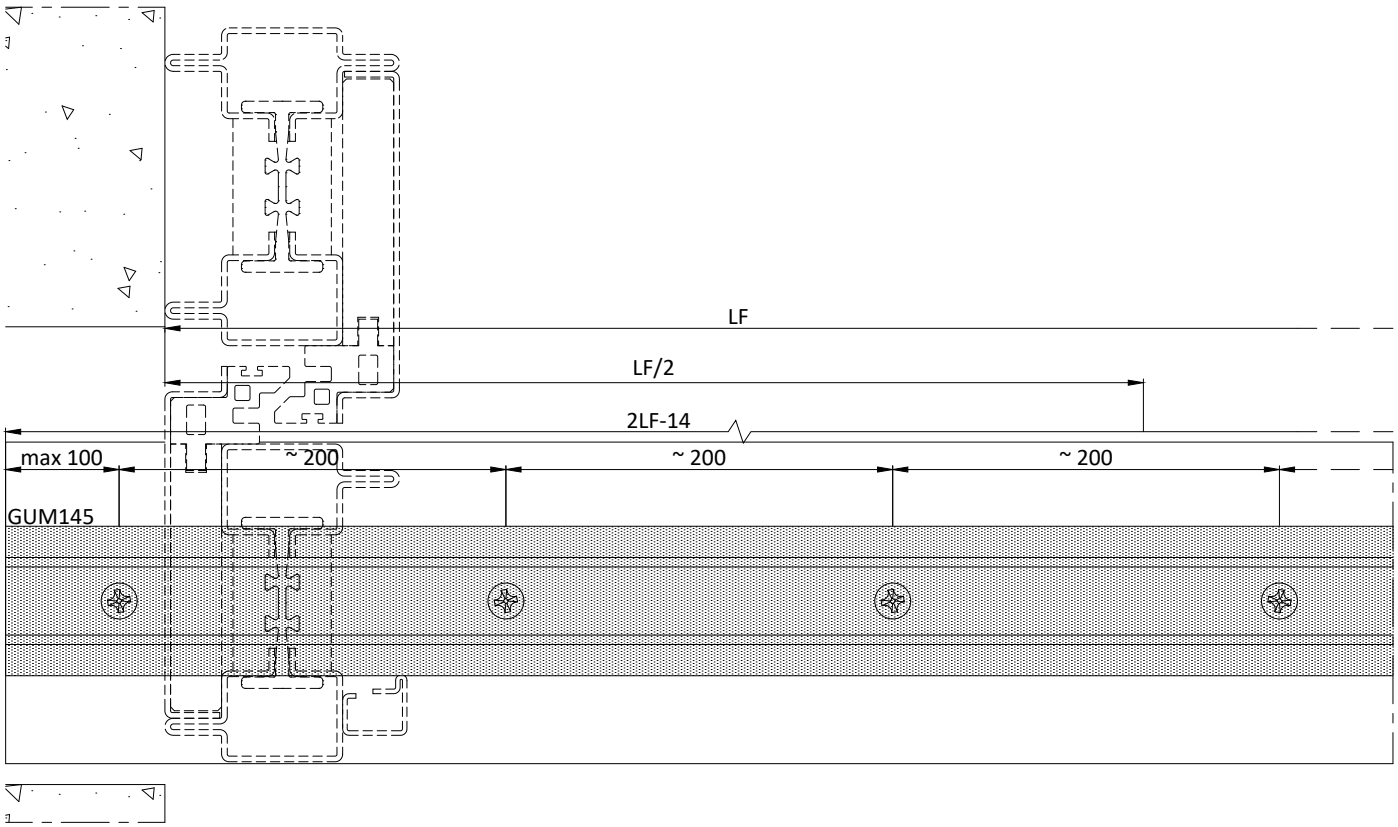

* viti TPS 4.2x22 non comprese
** screws TPS 4.2x22 not supplied*

Schema | *Type* S2

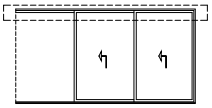

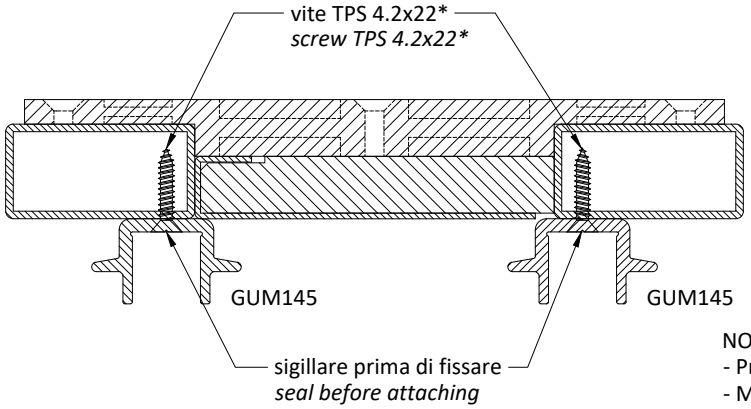

NOTE :
- Preforare il telaio PR2986 prima dell'assemblaggio
- Montare la guida assieme alla posa dell'anta

NOTE:
-Perforate frame PR2986 before assemblage
-Mount the rail when attaching the sash

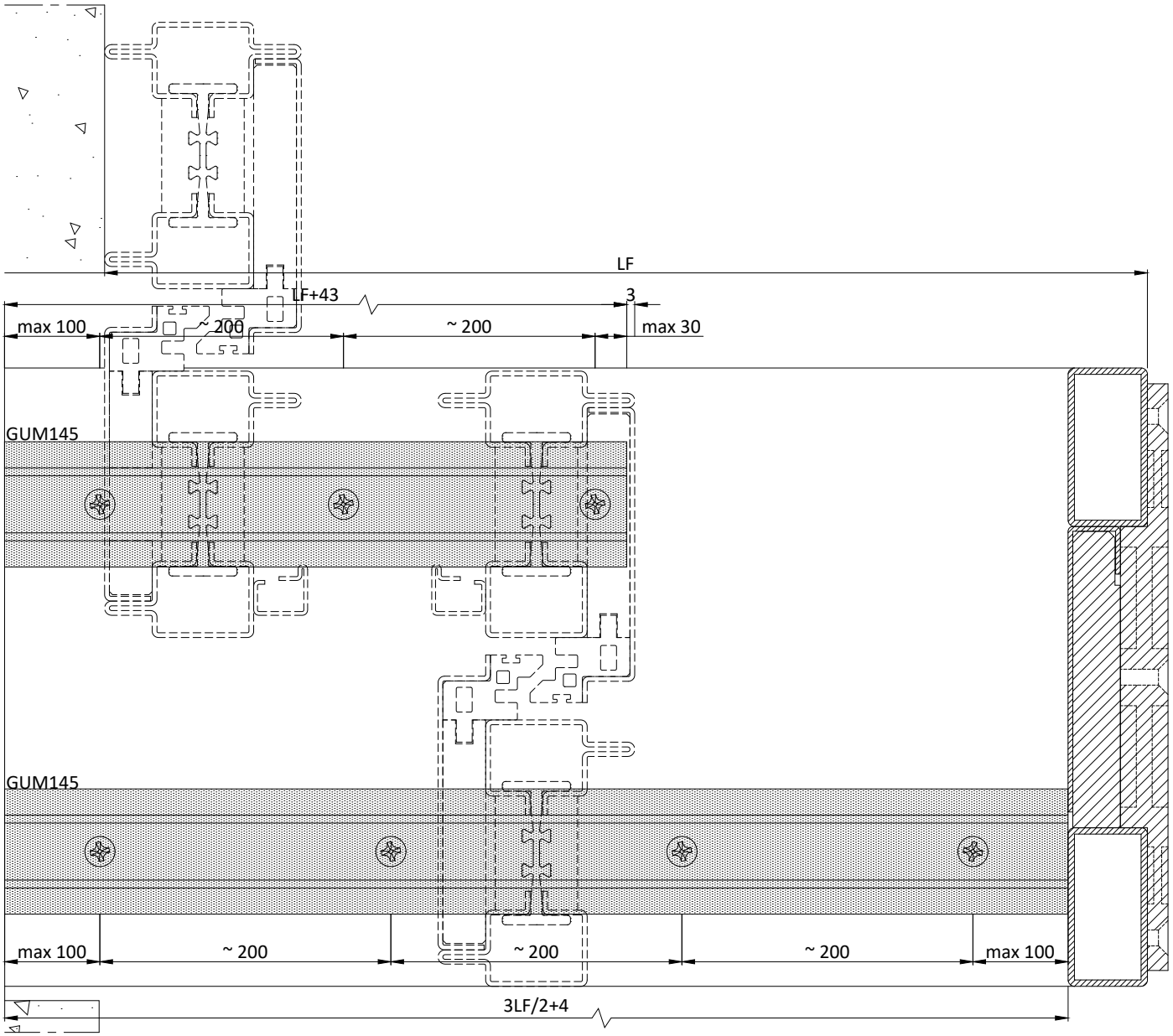

* viti TPS 4.2x22 non comprese
** screws TPS 4.2x22 not supplied*

Schema | *Type* T2

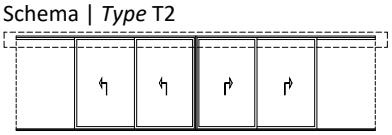

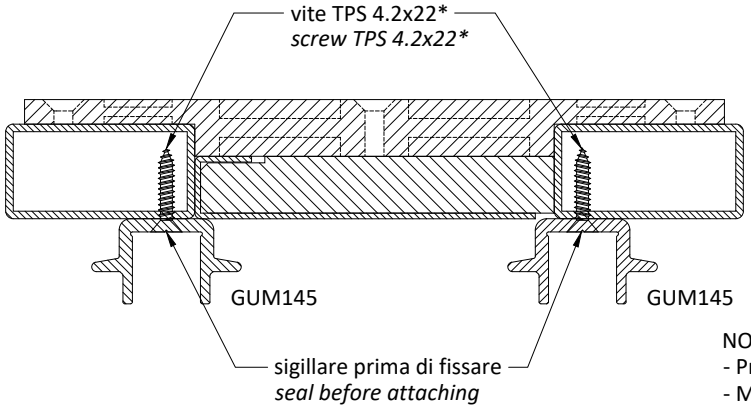

NOTE :
- Preforare il telaio PR2986 prima dell'assemblaggio
- Montare la guida assieme alla posa dell'anta

NOTE:
-Perforate frame PR2986 before assemblage
-Mount the rail when attaching the sash

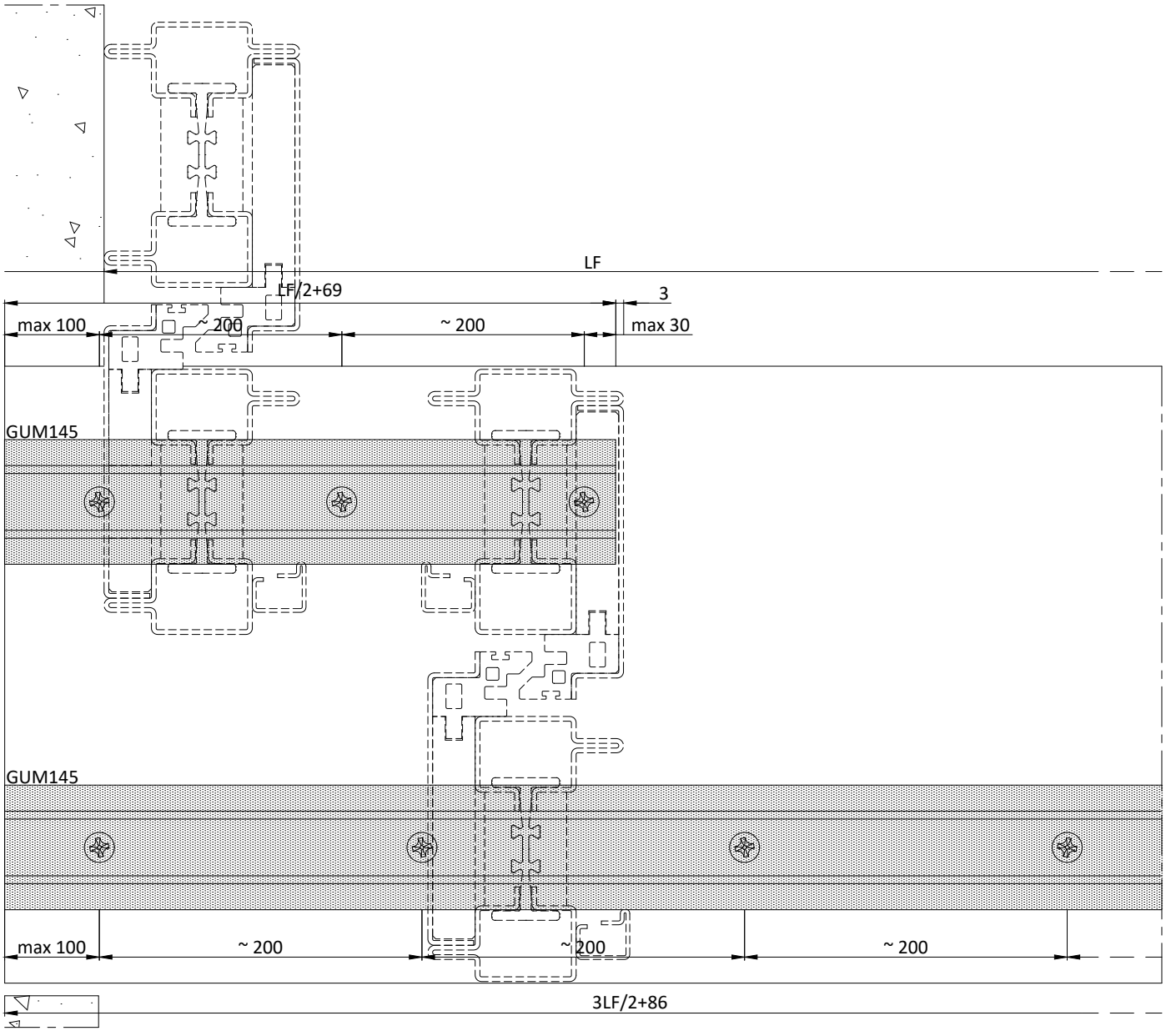

* viti TPS 4.2x22 non comprese
** screws TPS 4.2x22 not supplied*

Schema | *Type* S3

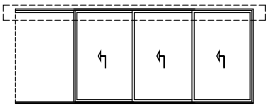

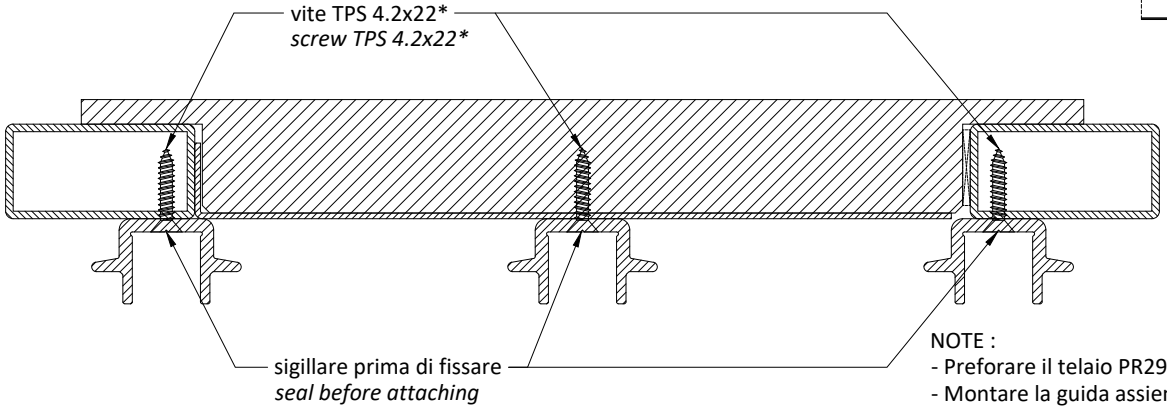

NOTE :
- Preforare il telaio PR2986S3 prima dell'assemblaggio
- Montare la guida assieme alla posa dell'anta

NOTE:
-Perforate frame PR2986S3 before assemblage
-Mount the rail when attaching the sash

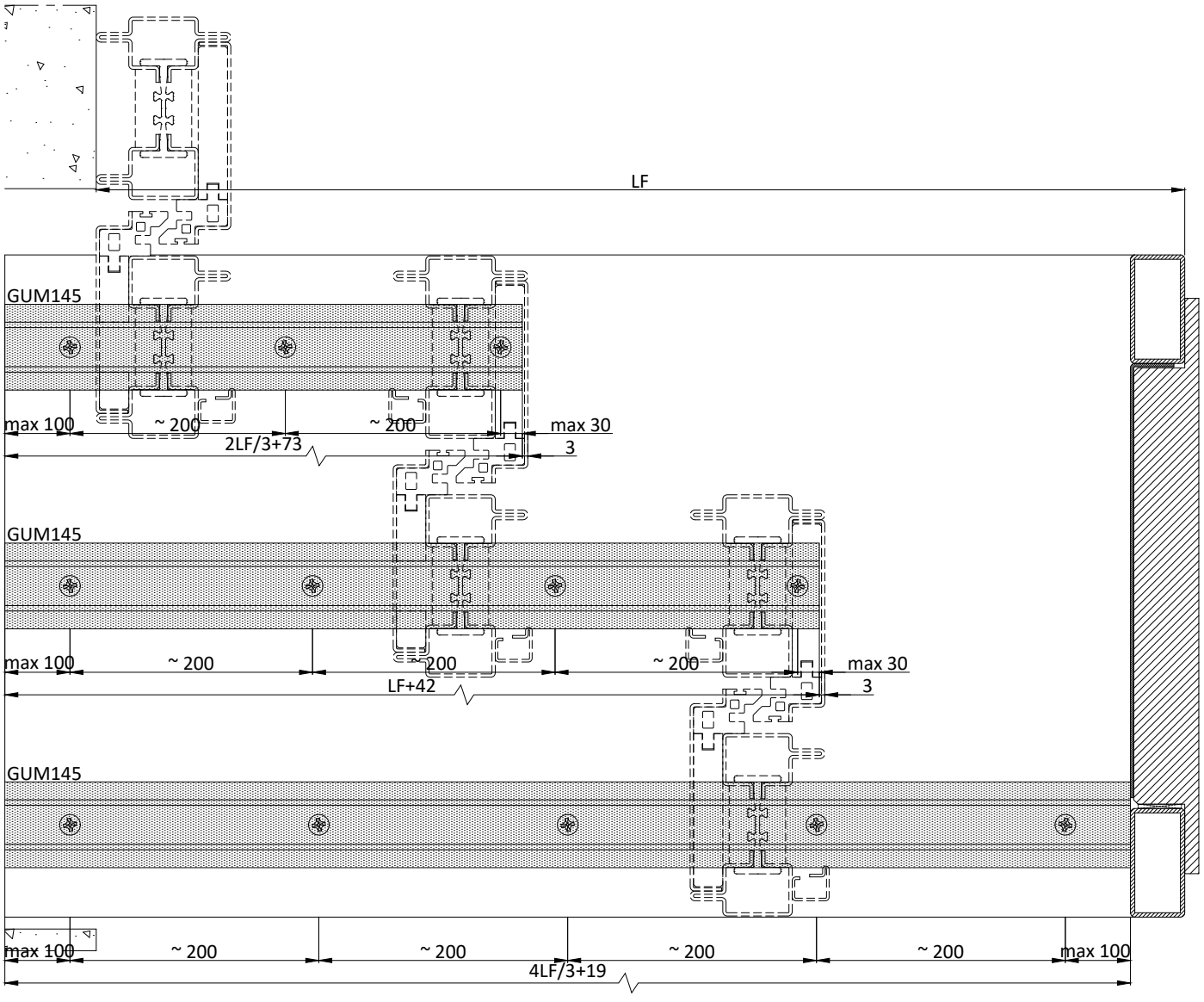

* viti TPS 4.2x22 non comprese
** screws TPS 4.2x22 not supplied*

Schema | *Type* T3

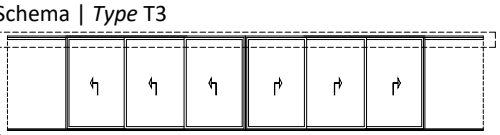

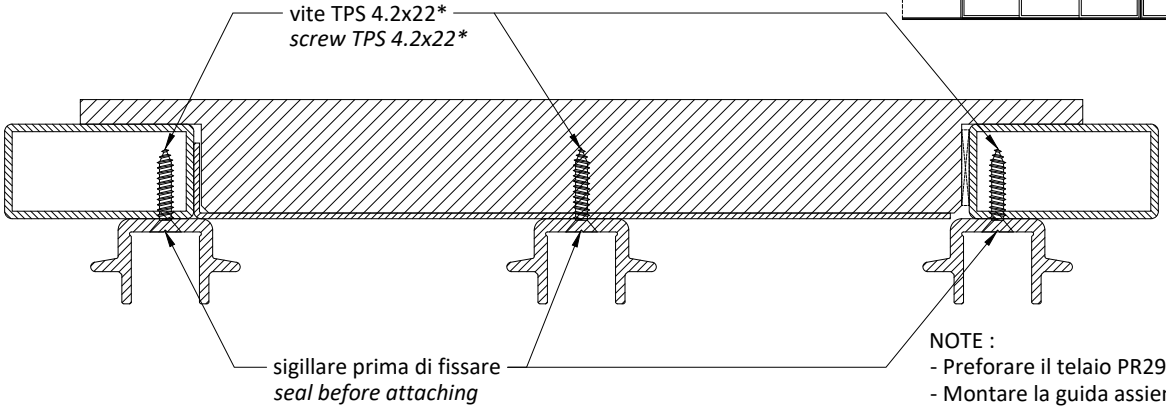

NOTE :
- Preforare il telaio PR2986S3 prima dell'assemblaggio
- Montare la guida assieme alla posa dell'anta

NOTE:
-Perforate frame PR2986S3 before assemblage
-Mount the rail when attaching the sash

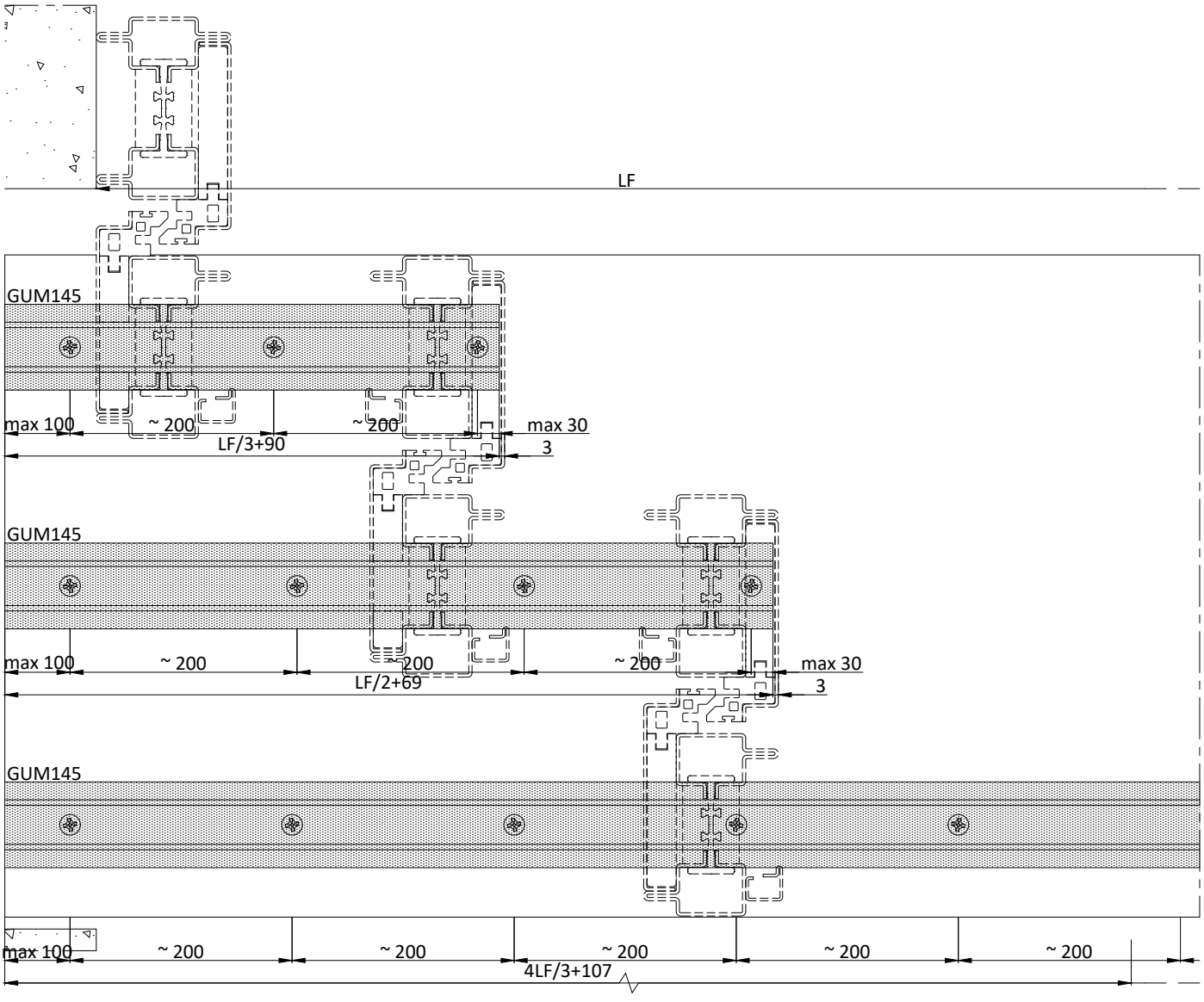

* viti TPS 4.2x22 non comprese
** screws TPS 4.2x22 not supplied*

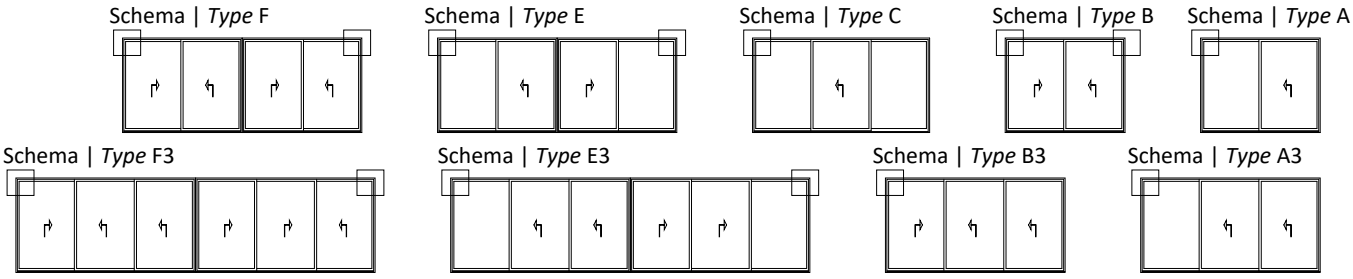

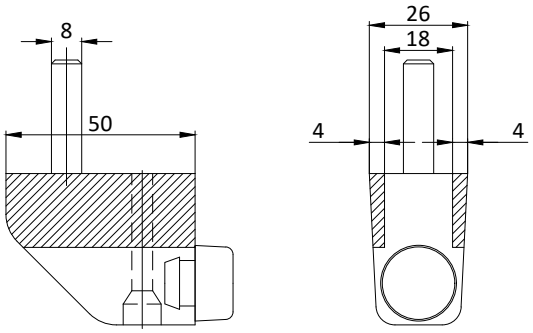

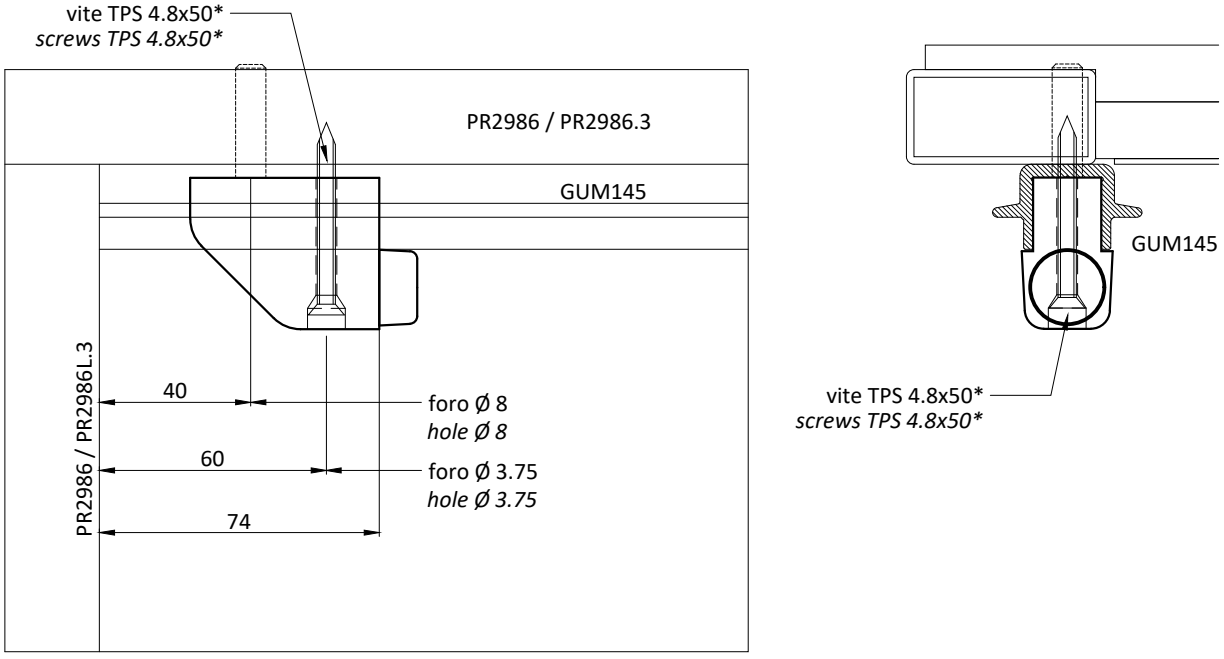

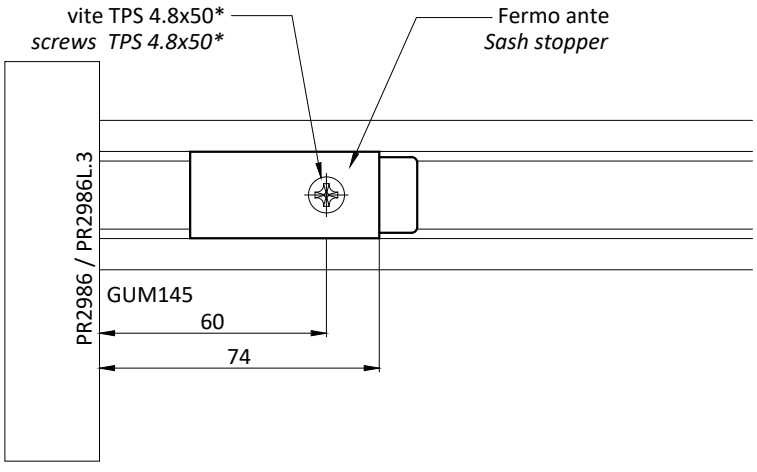

valida anche per guida singola
valida anche per guida centrale di 3 vie
valid also for single rail
valid also for central guide of 3 rails

* viti TPS 4.8x50 non comprese
* *screws TPS 4.8x50 not supplied*

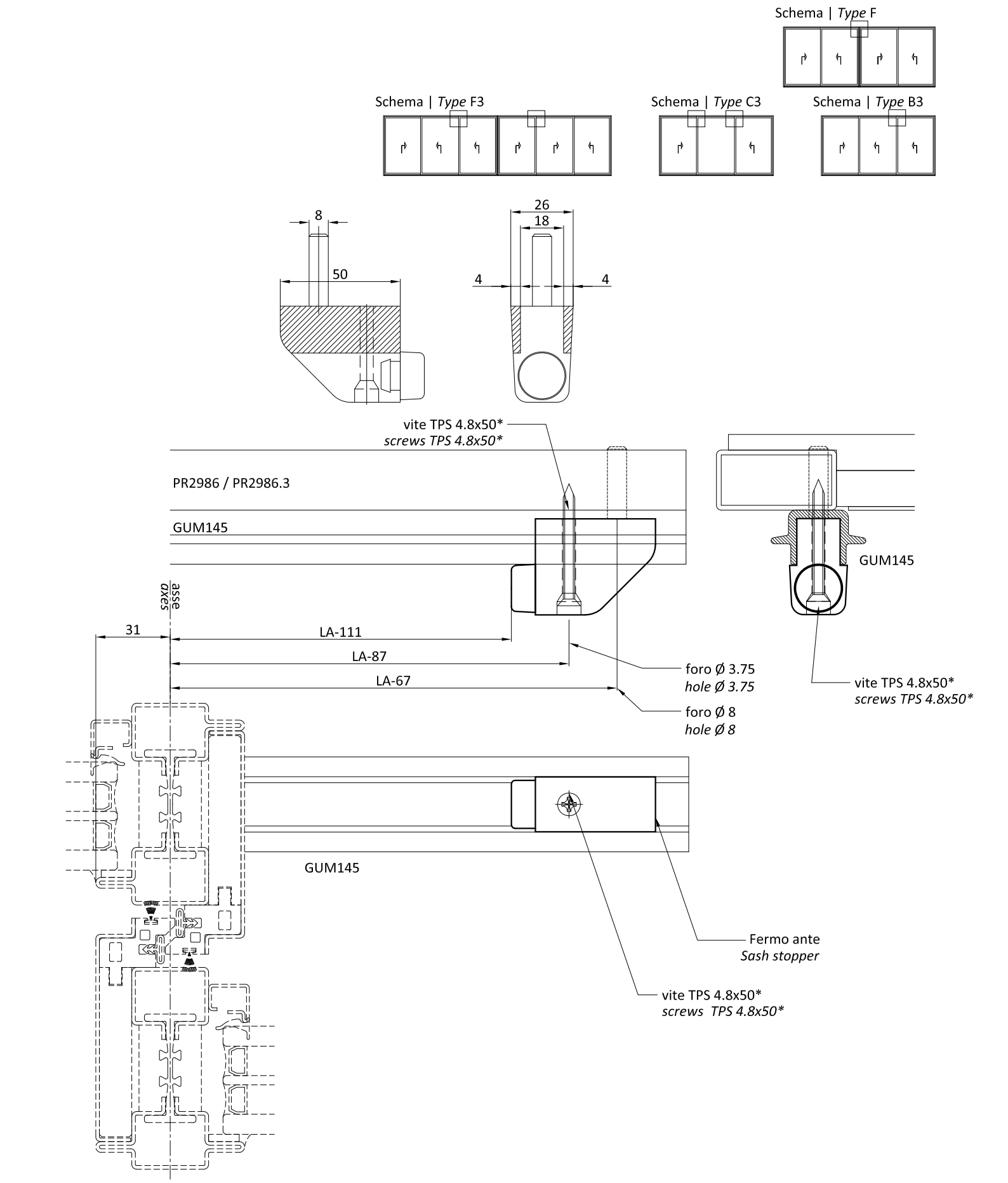

* viti TPS 4.8x50 non comprese
* *screws TPS 4.8x50 not supplied*

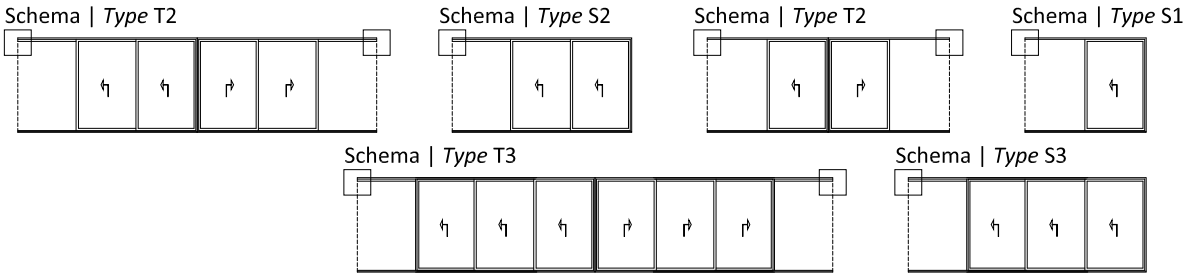

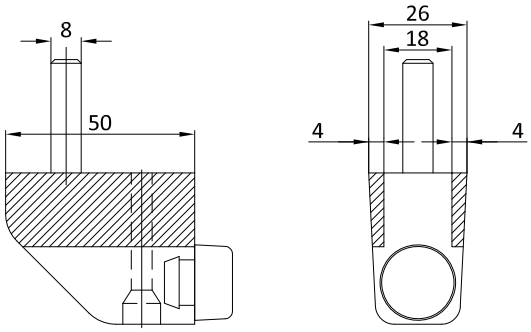

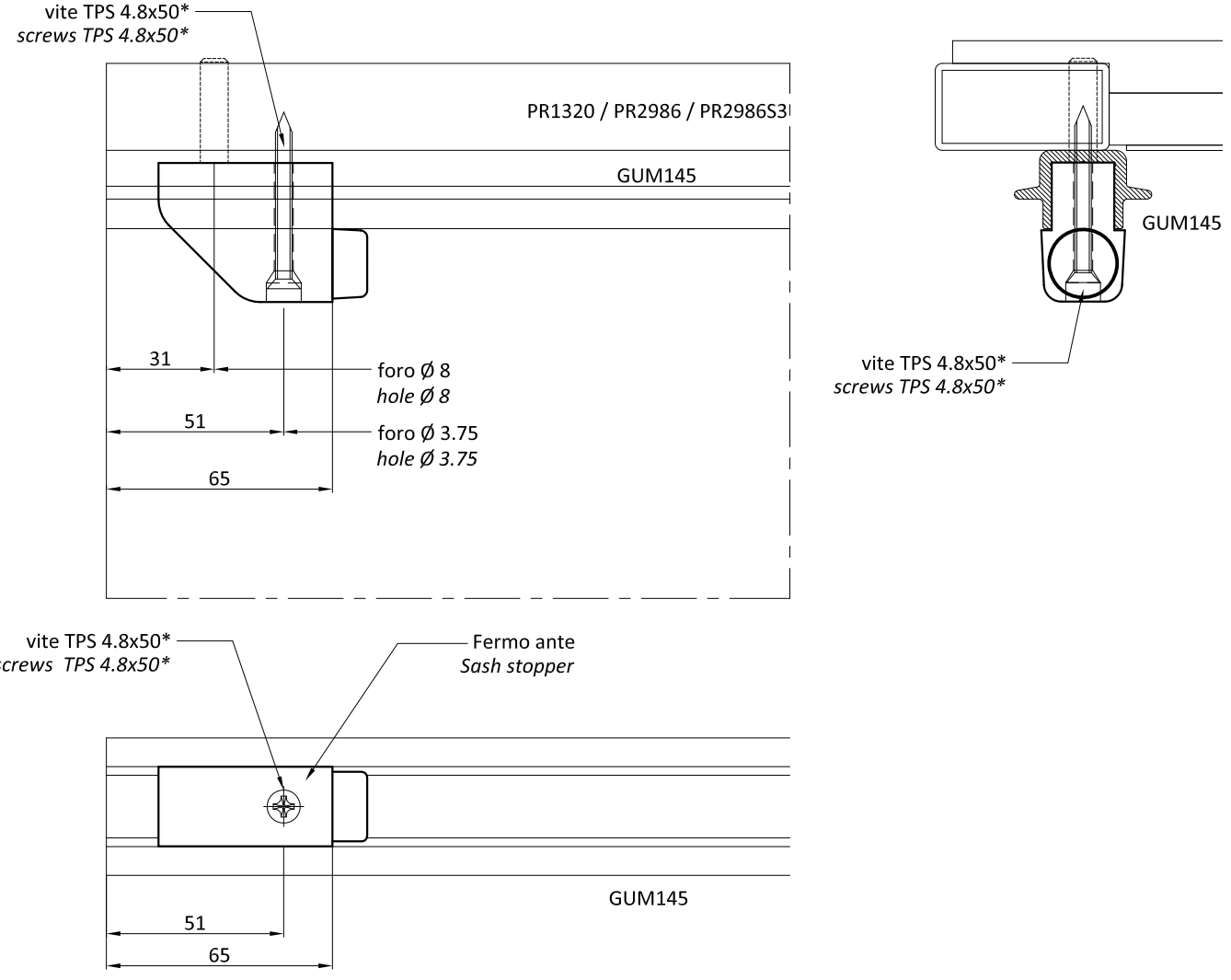

* viti TPS 4.8x50 non comprese
* *screws TPS 4.8x50 not supplied*

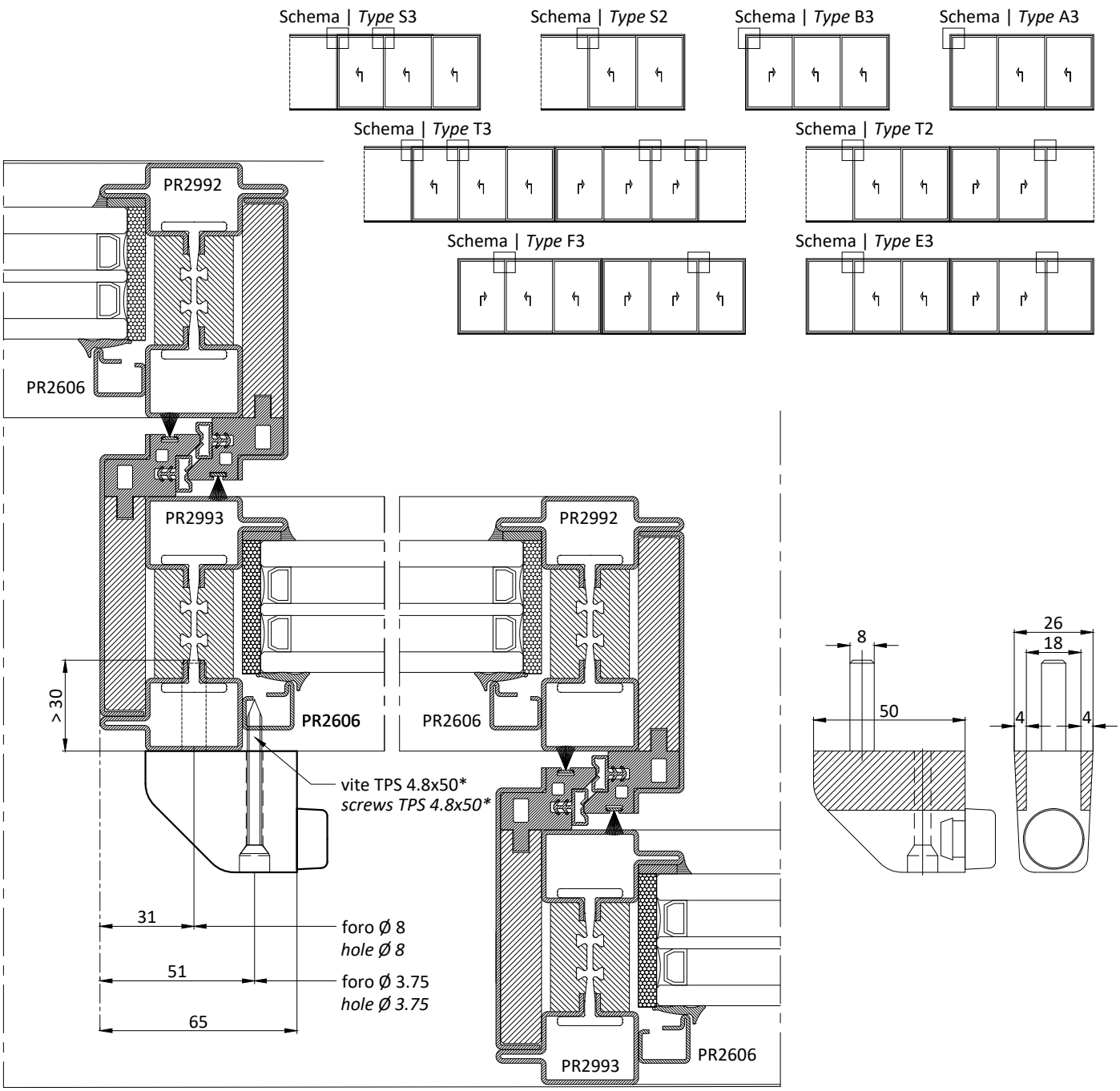

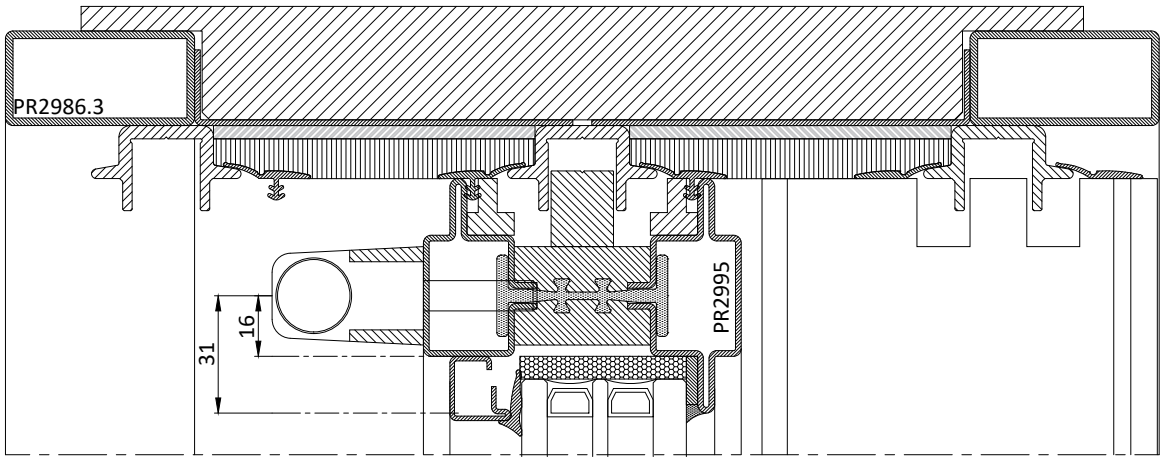

* viti TPS 4.8x50 non comprese
* *screws TPS 4.8x50 not supplied*

Schema | *Type* S1

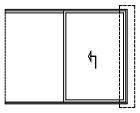

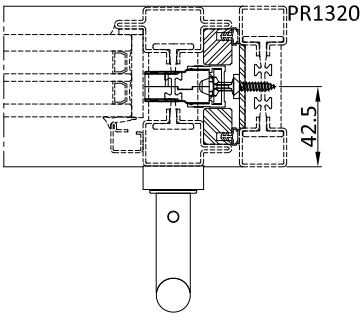

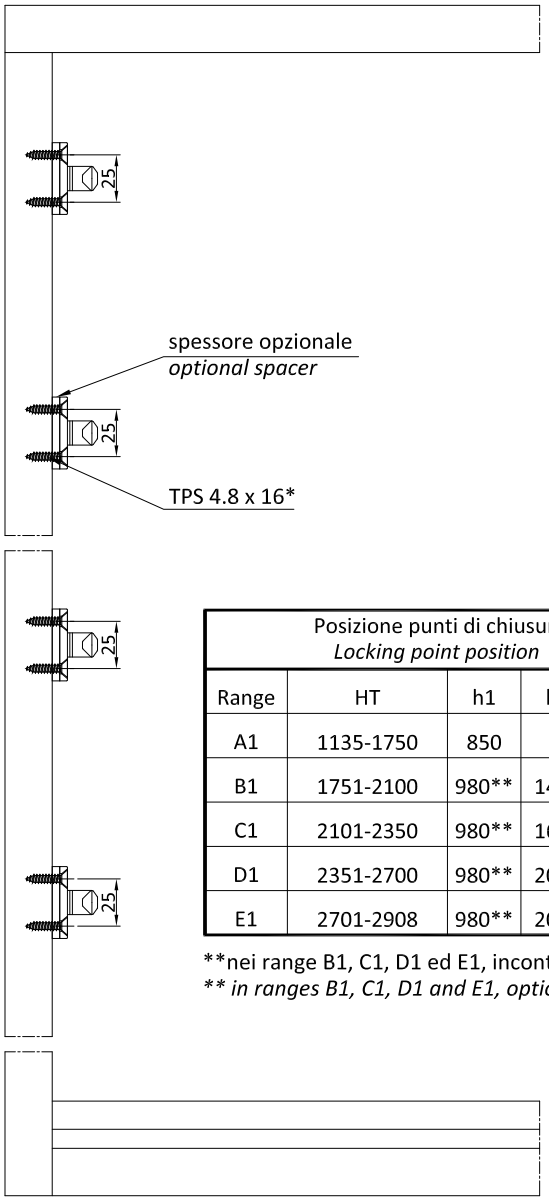

Posizione punti di chiusura *Locking point position*				
Range	HT	h1	h2	h3
A1	1135-1750	850	-	-
B1	1751-2100	980**	1450	-
C1	2101-2350	980**	1600	-
D1	2351-2700	980**	2000	-
E1	2701-2908	980**	2000	VAR.

**nei range B1, C1, D1 ed E1, incontro h1 opzionale
*** in ranges B1, C1, D1 and E1, optional locking h1*

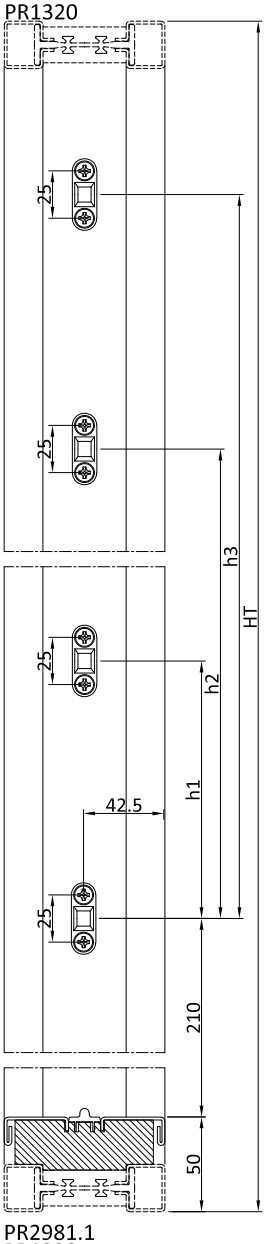

PR2981.1
PR1320

* viti TPS 4.8x16 non comprese
* *screws TPS 4.8x16 not supplied*

Schema | *Type* B

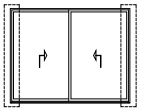

Schema | *Type* A

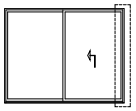

Schema | *Type* F

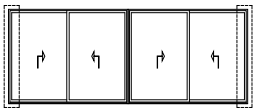

Schema | *Type* S2

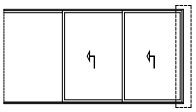

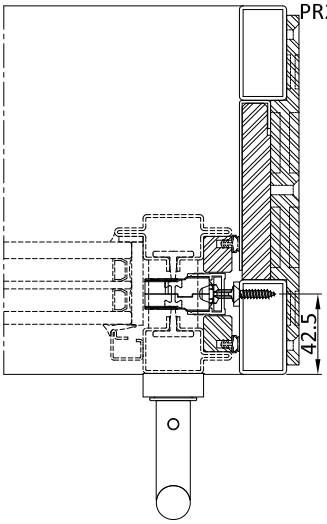

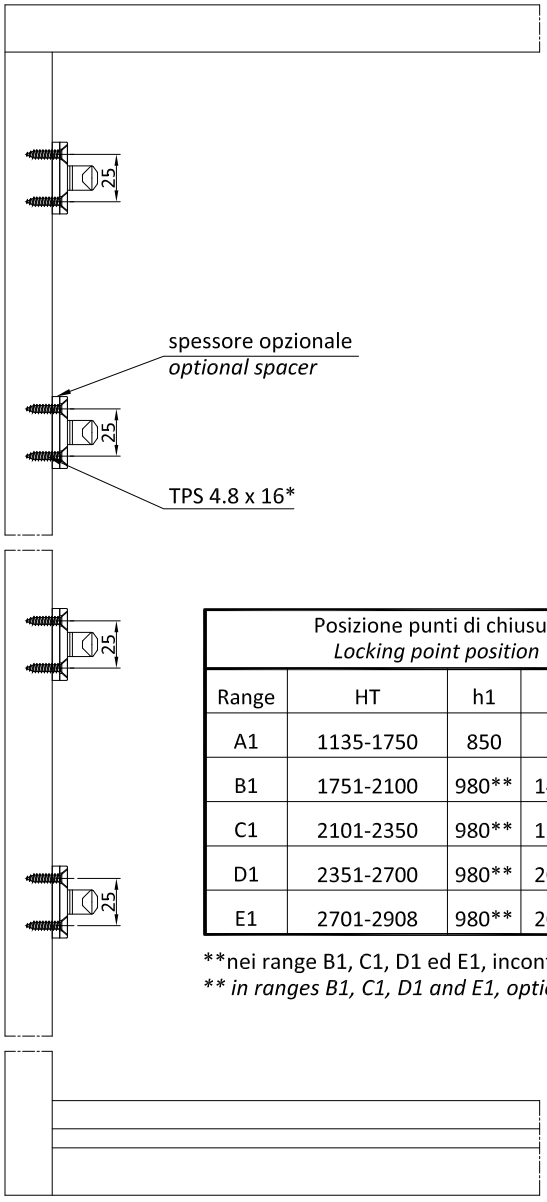

Posizione punti di chiusura *Locking point position*				
Range	HT	h1	h2	h3
A1	1135-1750	850	-	-
B1	1751-2100	980**	1450	-
C1	2101-2350	980**	1600	-
D1	2351-2700	980**	2000	-
E1	2701-2908	980**	2000	VAR.

**nei range B1, C1, D1 ed E1, incontro h1 opzionale
*** in ranges B1, C1, D1 and E1, optional locking h1*

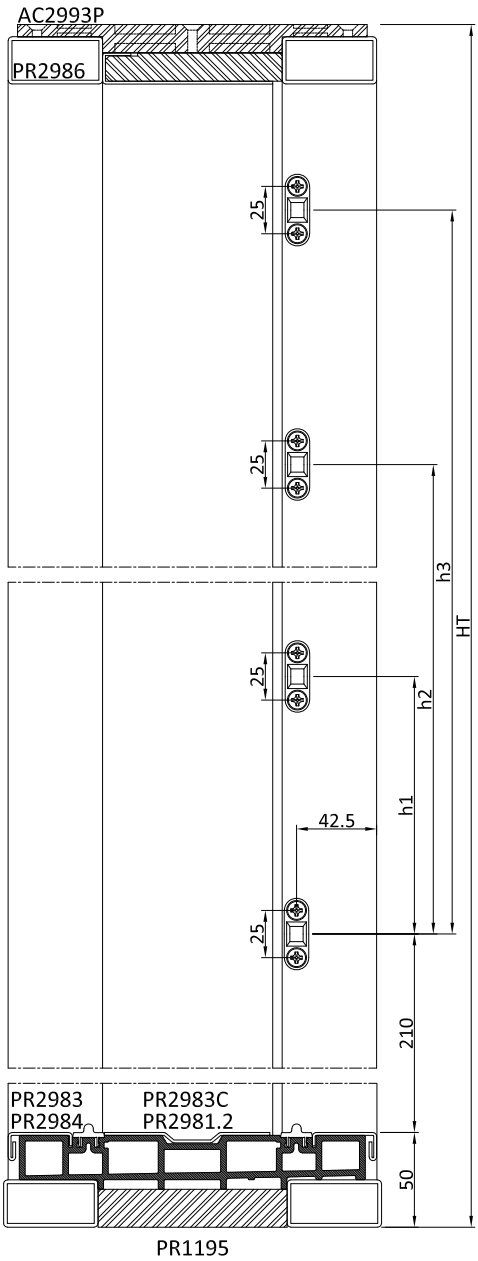

* viti TPS 4.8x16 non comprese
* *screws TPS 4.8x16 not supplied*

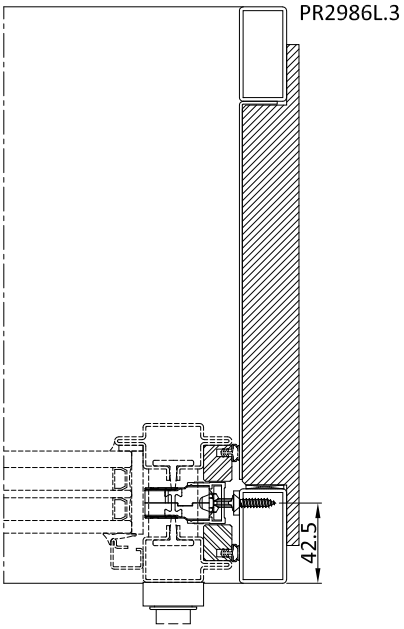

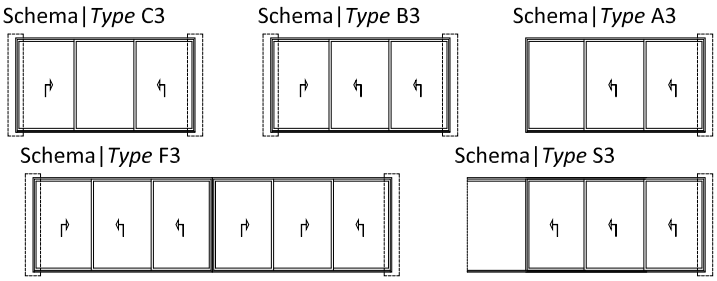

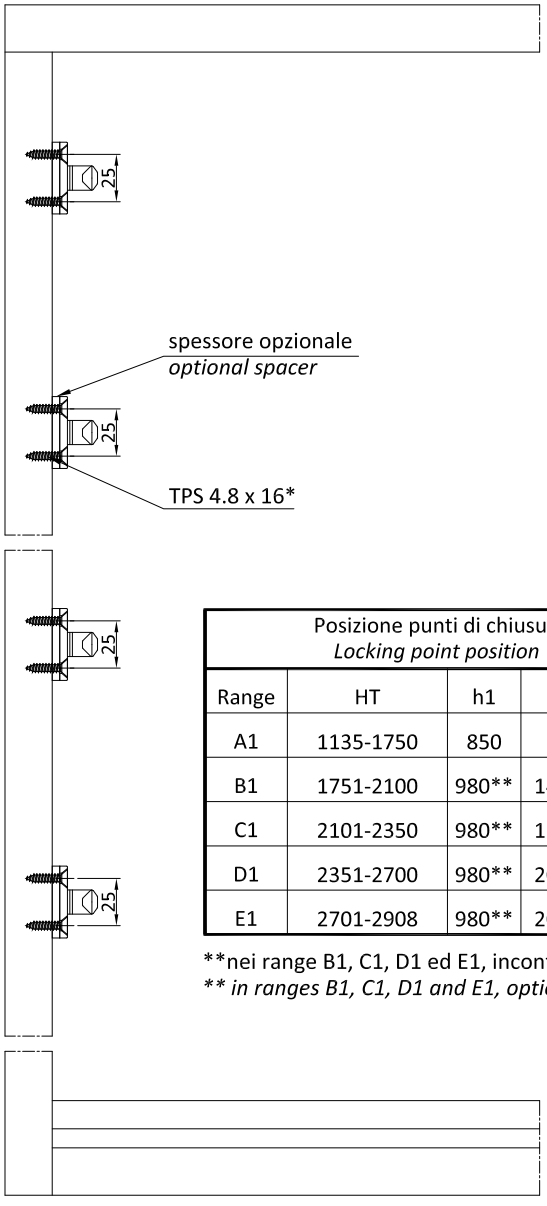

Posizione punti di chiusura *Locking point position*				
Range	HT	h1	h2	h3
A1	1135-1750	850	-	-
B1	1751-2100	980**	1450	-
C1	2101-2350	980**	1600	-
D1	2351-2700	980**	2000	-
E1	2701-2908	980**	2000	VAR.

**nei range B1, C1, D1 ed E1, incontro h1 opzionale
*** in ranges B1, C1, D1 and E1, optional locking h1*

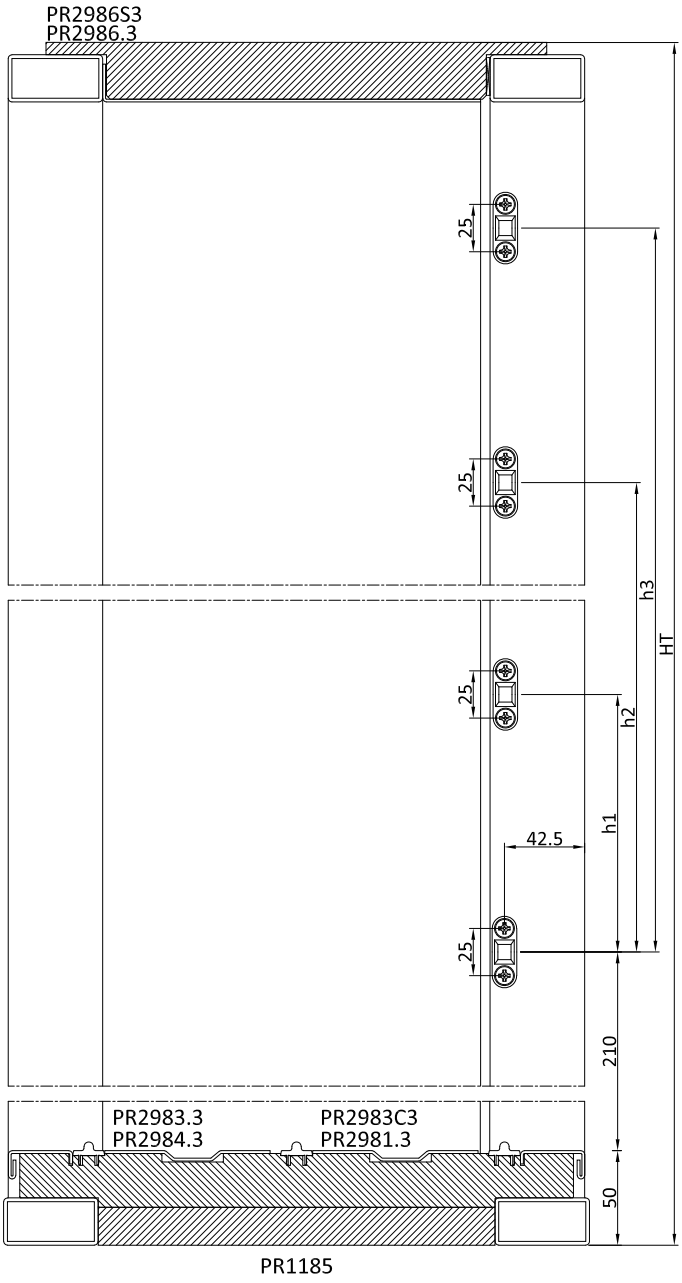

* viti TPS 4.8x16 non comprese
* *screws TPS 4.8x16 not supplied*

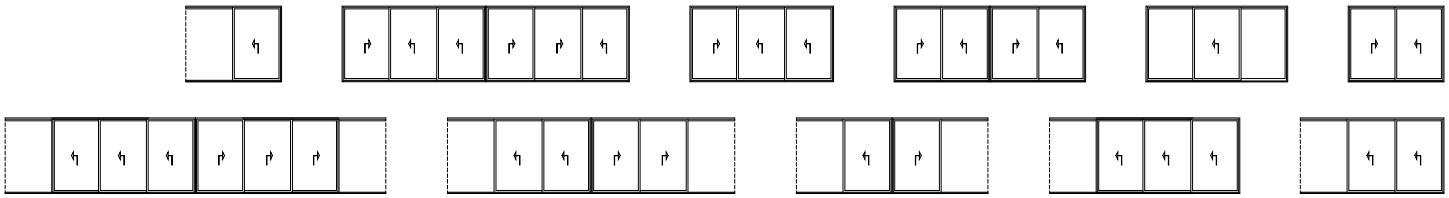

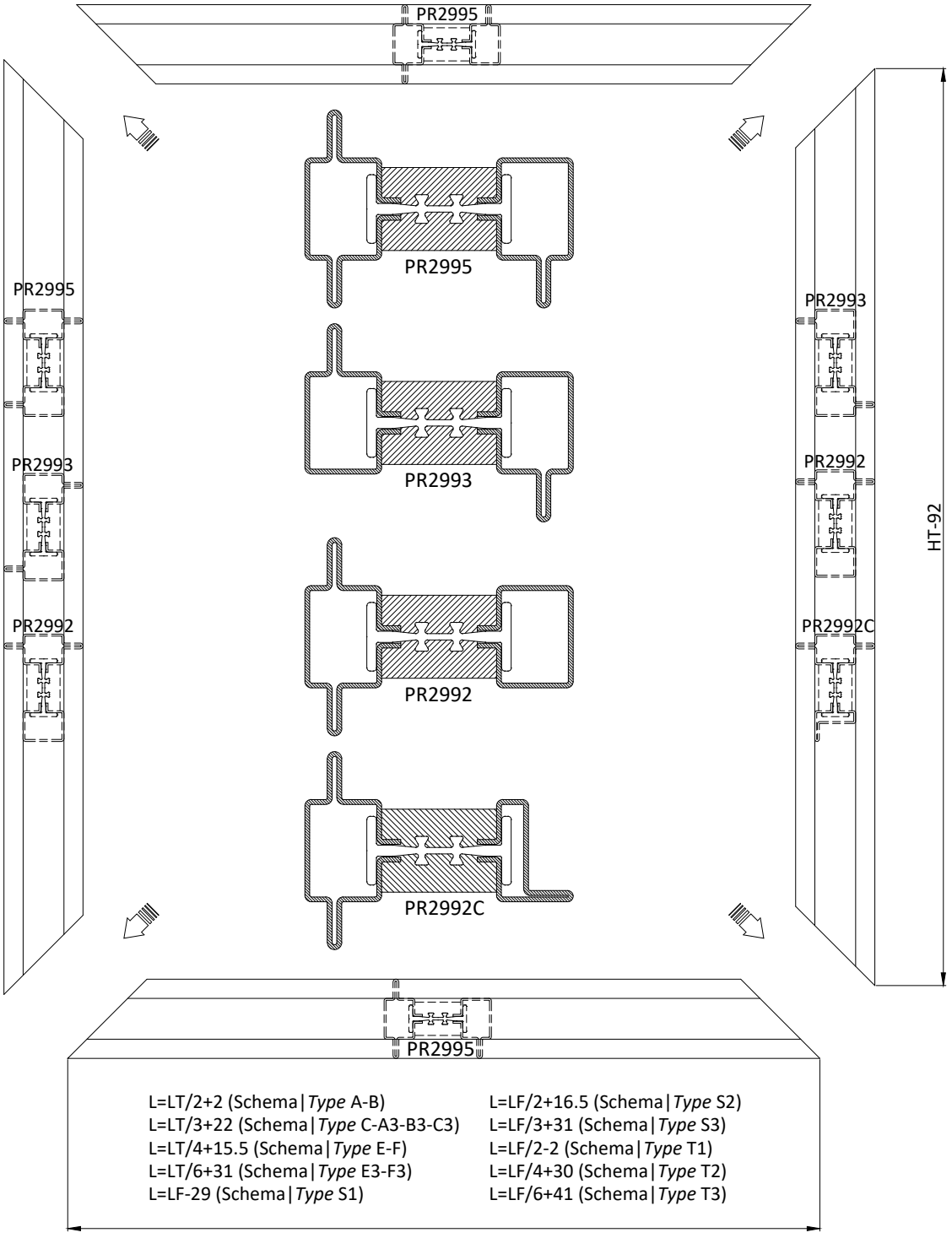

L=LT/2+2 (Schema|*Type* A-B)
L=LT/3+22 (Schema|*Type* C-A3-B3-C3)
L=LT/4+15.5 (Schema|*Type* E-F)
L=LT/6+31 (Schema|*Type* E3-F3)
L=LF-29 (Schema|*Type* S1)

L=LF/2+16.5 (Schema|*Type* S2)
L=LF/3+31 (Schema|*Type* S3)
L=LF/2-2 (Schema|*Type* T1)
L=LF/4+30 (Schema|*Type* T2)
L=LF/6+41 (Schema|*Type* T3)

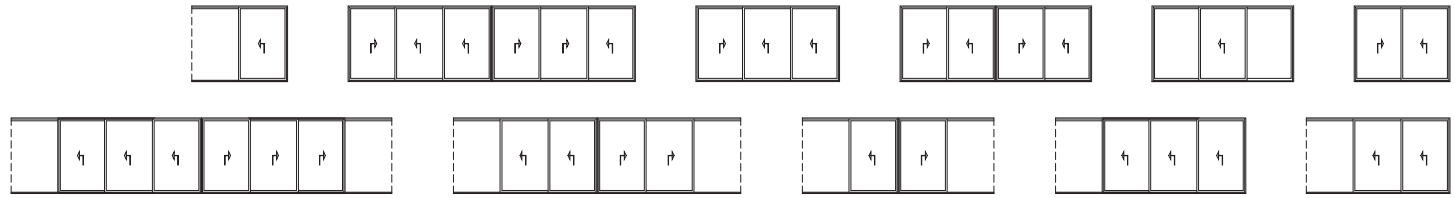

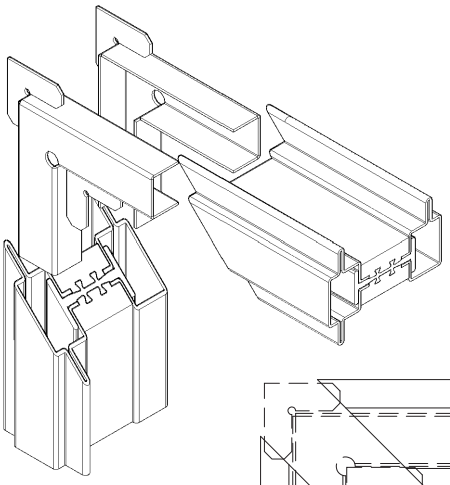

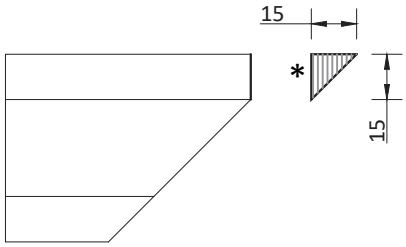

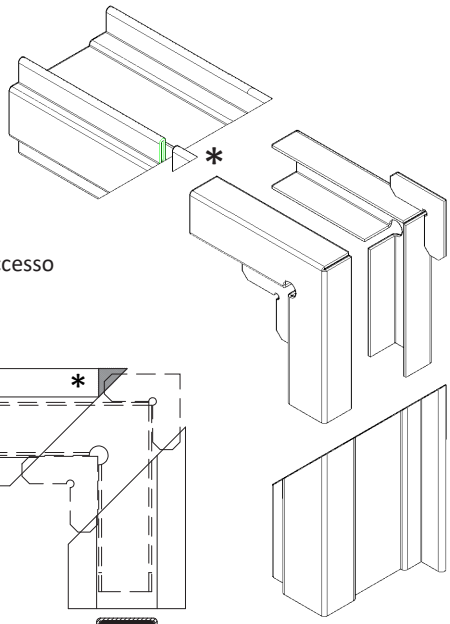

*dopo l'assemblaggio dei profili tagliare la parte in eccesso
after conrner brackets to cut off the excess part

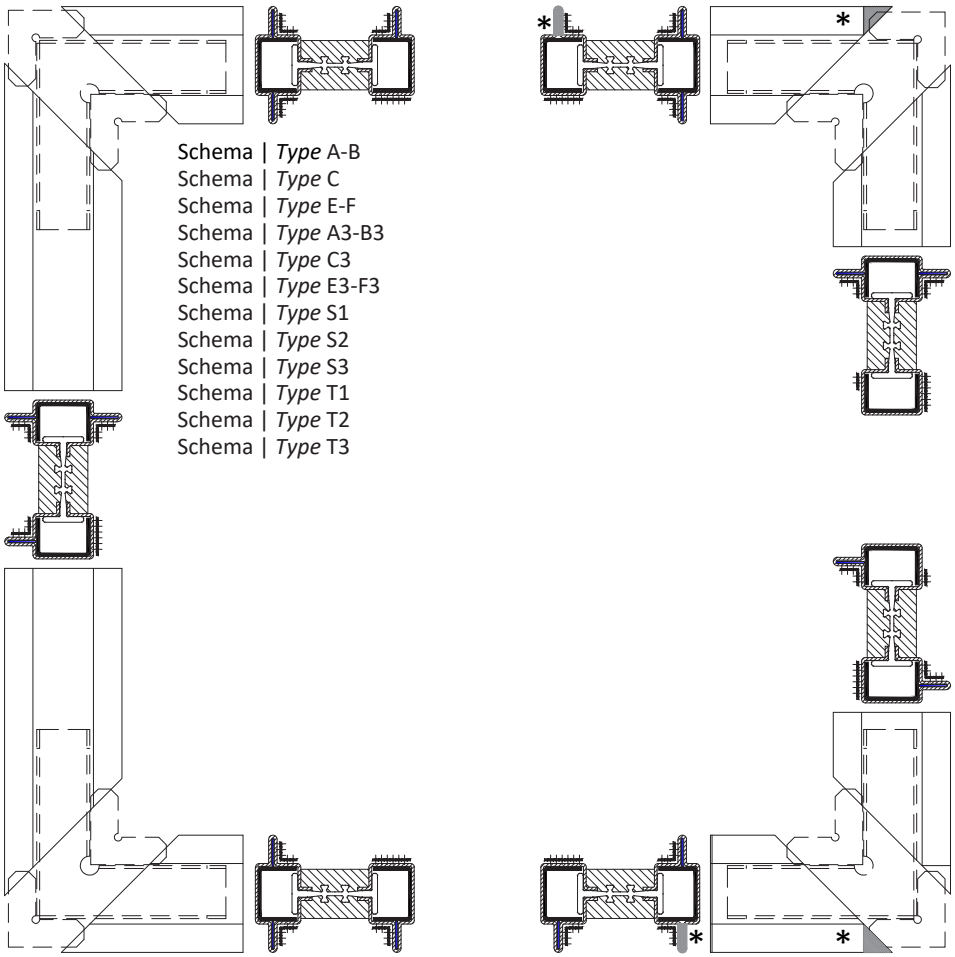

Schema | *Type* A-B
Schema | *Type* C
Schema | *Type* E-F
Schema | *Type* A3-B3
Schema | *Type* C3
Schema | *Type* E3-F3
Schema | *Type* S1
Schema | *Type* S2
Schema | *Type* S3
Schema | *Type* T1
Schema | *Type* T2
Schema | *Type* T3

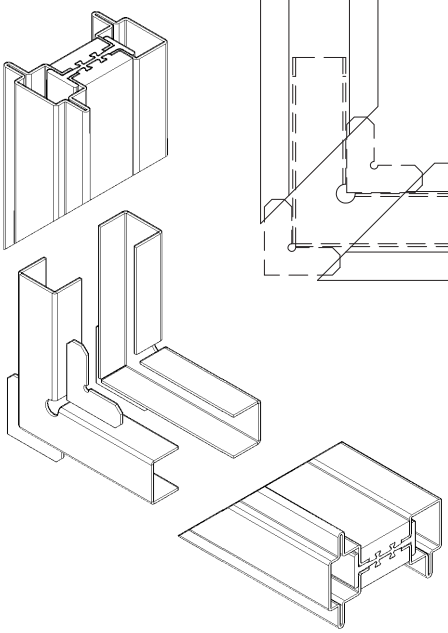

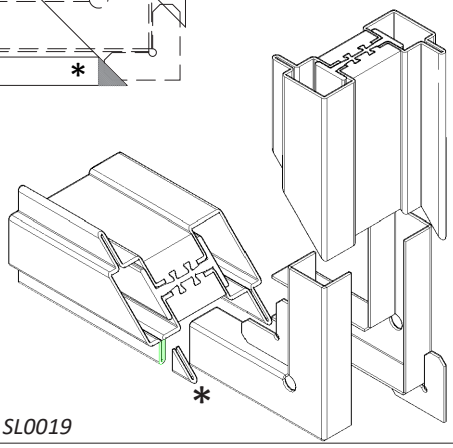

Saldare a TIG con materiale di riporto
nelle zone indicate con
TIG welding with filler material in the areas indicated with

Sigillare tutte le superfici di contatto esterne
con silicone o SL0019
Seal all the external contact surfaces with silicone our SL0019

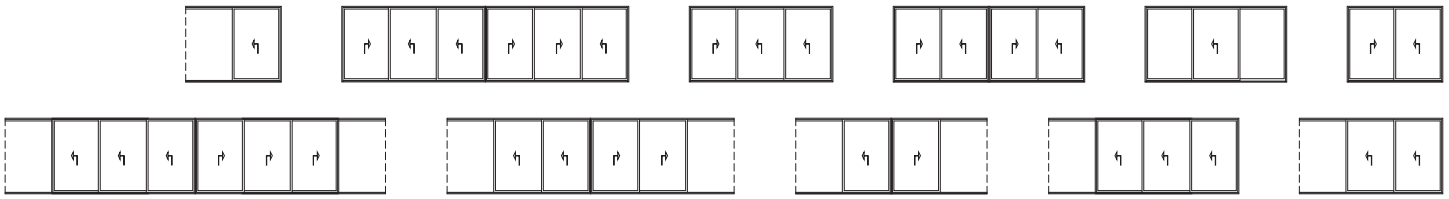

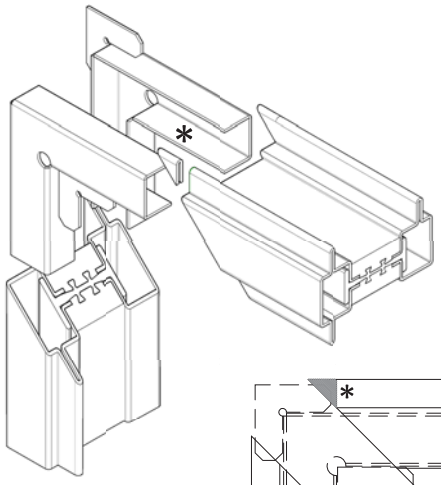

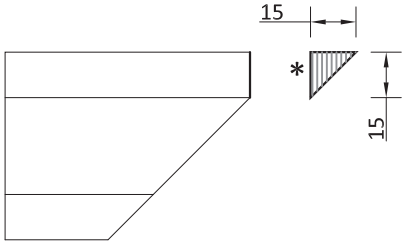

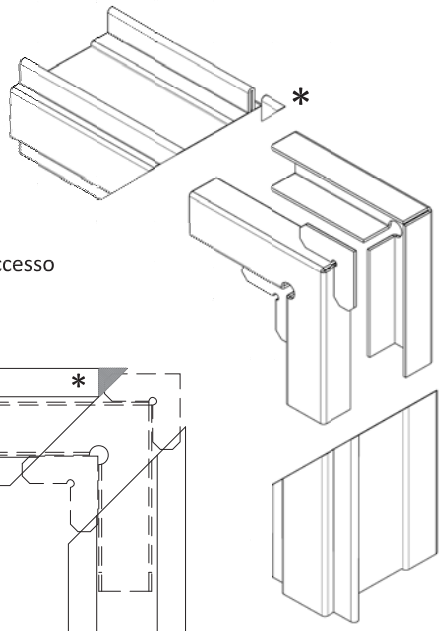

*dopo l'assemblaggio dei profili tagliare la parte in eccesso
after conrner brackets to cut off the excess part

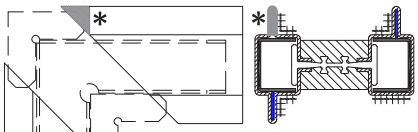

Schema | *Type* C
Schema | *Type* A3-B3
Schema | *Type* C3
Schema | *Type* E3-F3
Schema | *Type* S2
Schema | *Type* S3
Schema | *Type* T2
Schema | *Type* T3

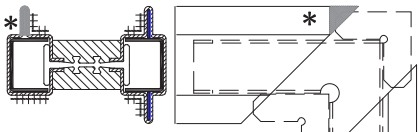

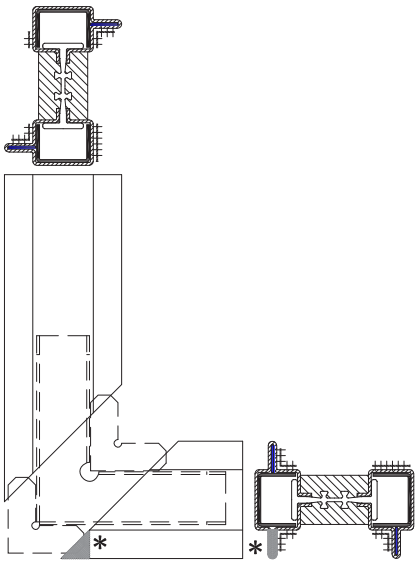

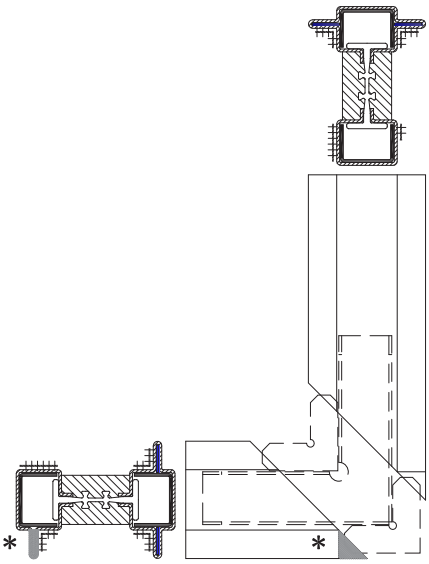

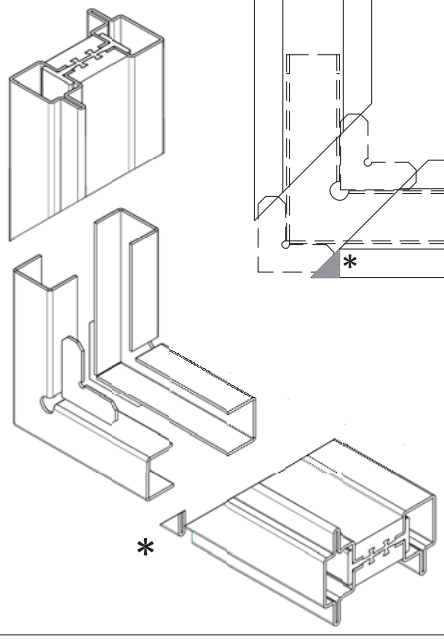

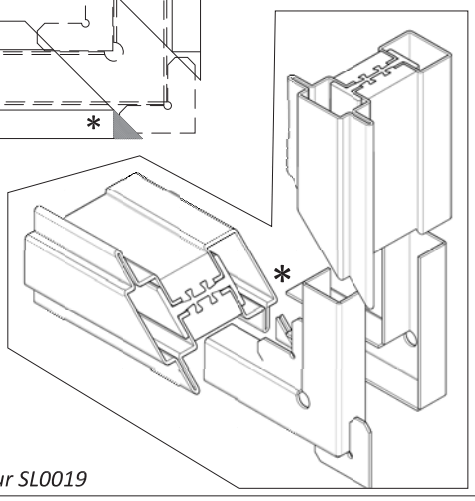

Saldare a TIG con materiale di riporto
nelle zone indicate con ++++
*TIG welding with filler material in the areas
indicated with ++++*

Sigillare tutte le superfici di contatto esterne
con silicone o SL0019
Seal all the external contact surfaces with silicone our SL0019

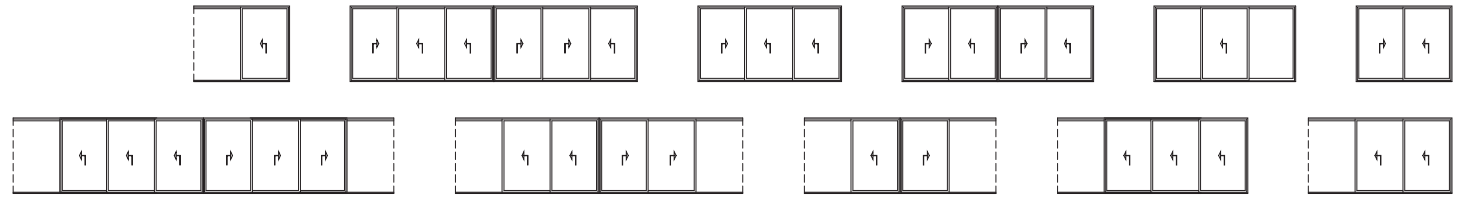

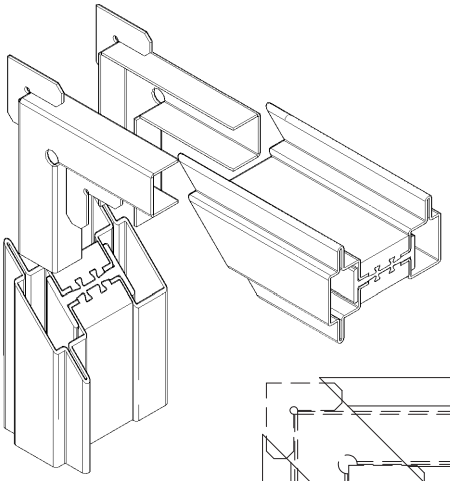

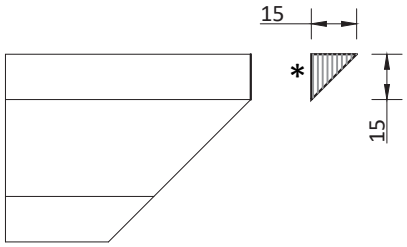

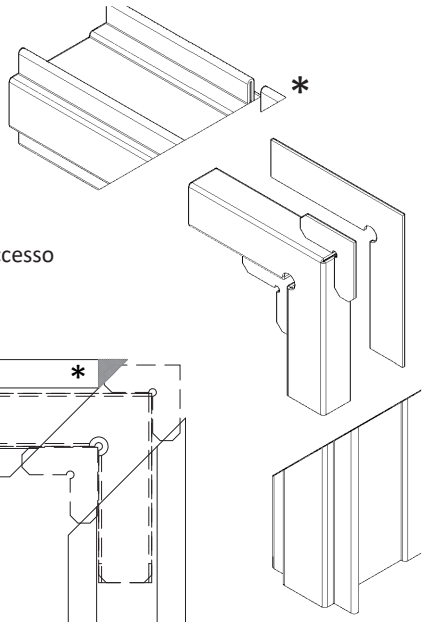

*dopo l'assemblaggio dei profili tagliare la parte in eccesso
after conrner brackets to cut off the excess part

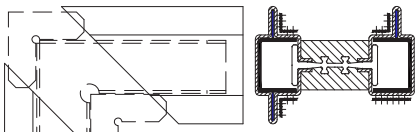

Schema | *Type* C

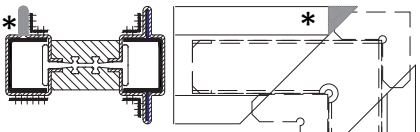

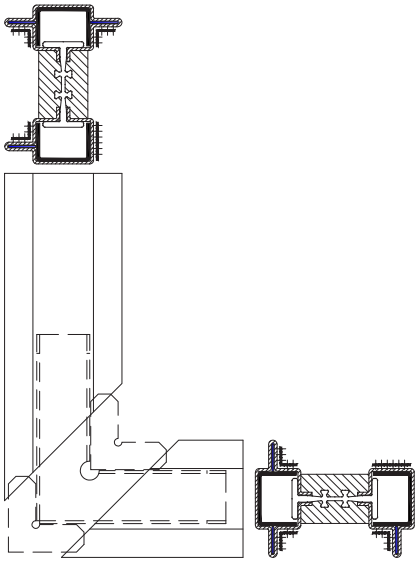

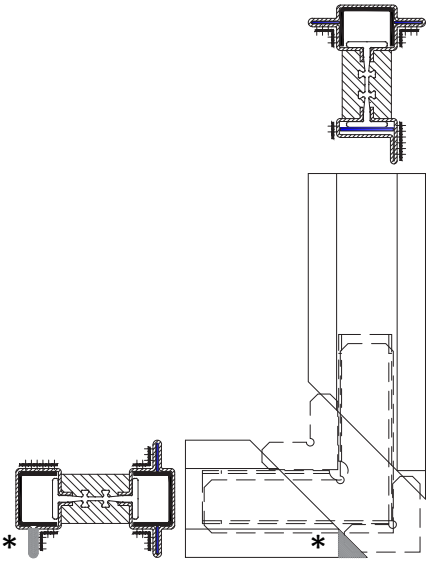

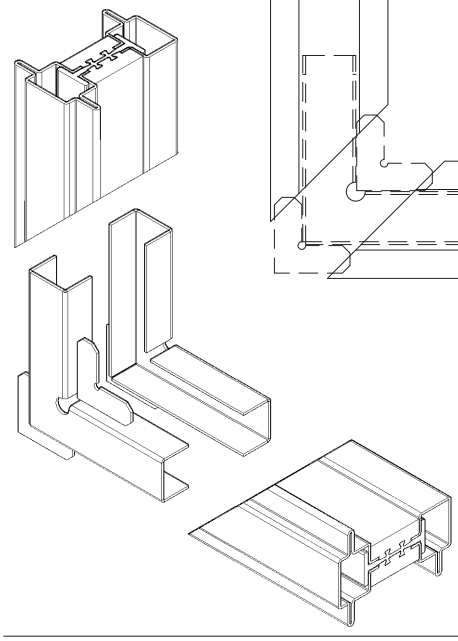

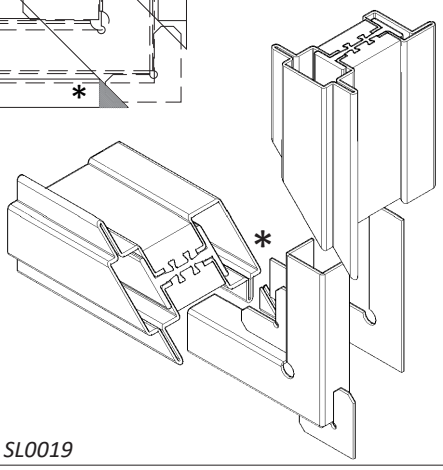

Saldare a TIG con materiale di riporto
nelle zone indicate con
*TIG welding with filler material in the areas
indicated with*

Sigillare tutte le superfici di contatto esterne
con silicone o SL0019
Seal all the external contact surfaces with silicone our SL0019

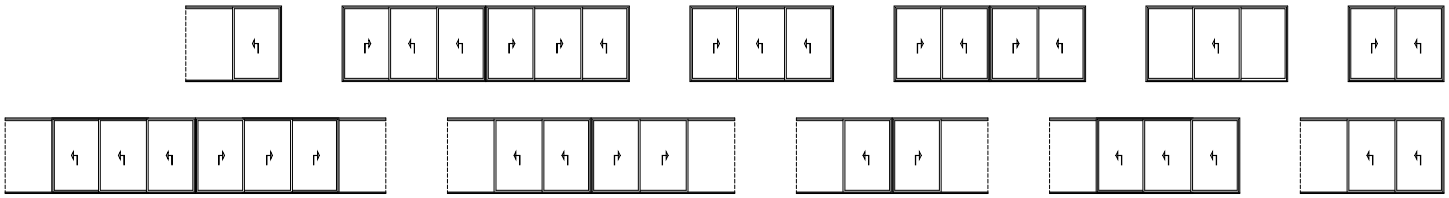

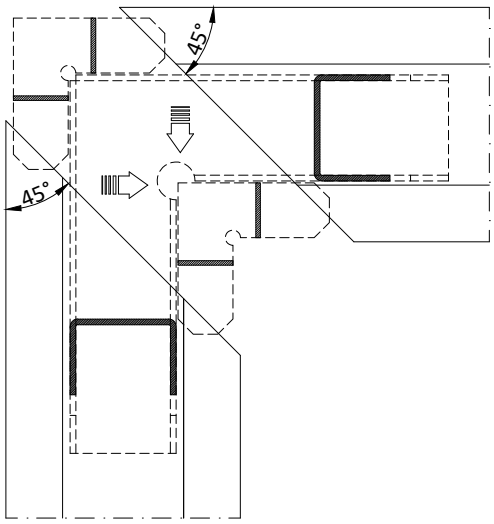

1) inserire la squadretta
2) siliconare nelle zone indicate
3) accostare i profili
4) procedere con la saldatura (vedasi pagine successive)

1) insert the bracket
2) seal in the specified areas
3) align the profiles
4) weld (see following pages)

siliconare o SL0019|*silicone or SL0019*
punti di saldatura|*welding points*
saldatura tipo|*example of welding*

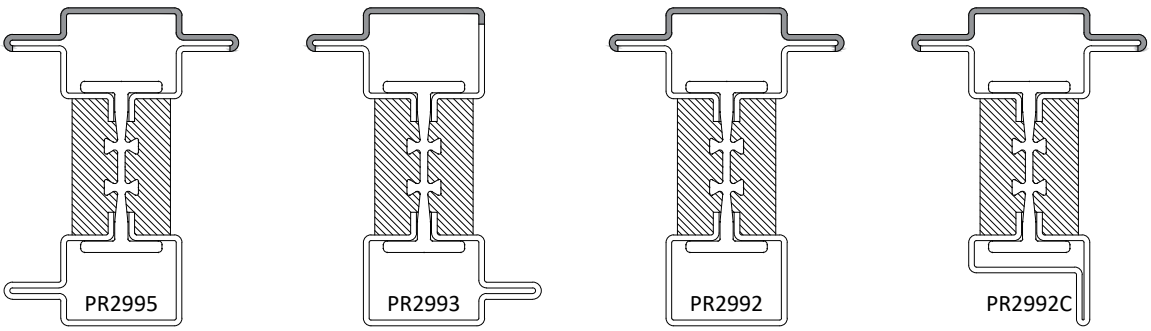

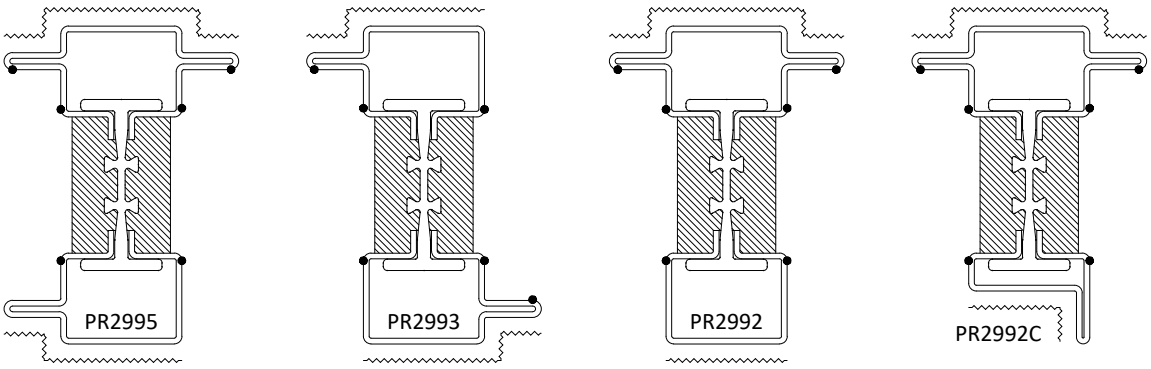

Sigillare con silicone o sigillante a freddo SL0019 nelle zone evidenziate (sempre lato esterno profilo)
Seal with silicone or cold-working sealant SL0019 in the areas marked (always on the outer side of the profile)

Profili|*Profiles*

Prospetto |*View*
Vista interna | *Internal view*

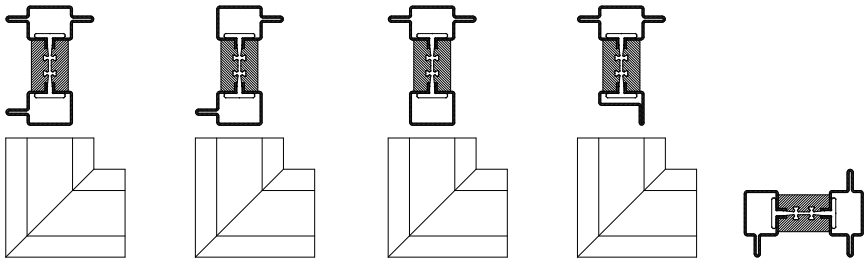

Schema|*Type* A-B

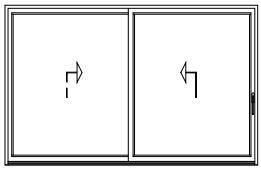

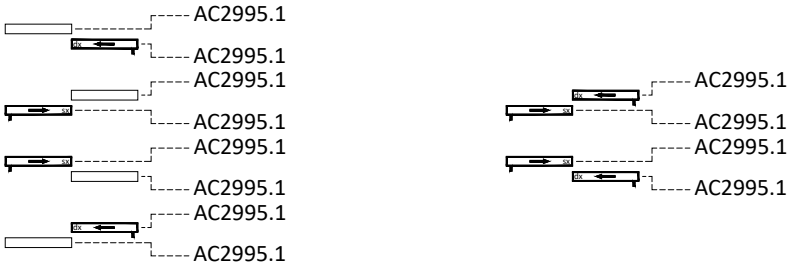

Schema|*Type* C

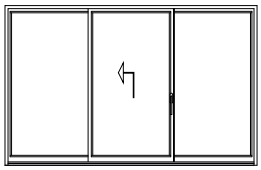



Schema|*Type* E-F

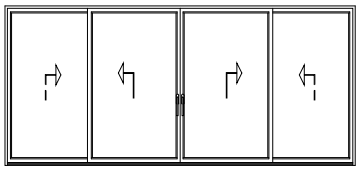



Schema|*Type* A3-B3

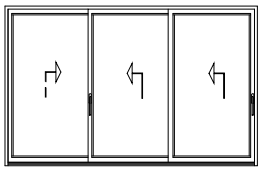



Schema|*Type* C3

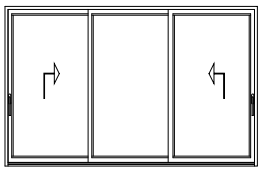

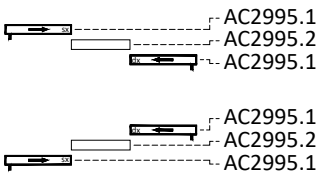

Schema|*Type* E3-F3

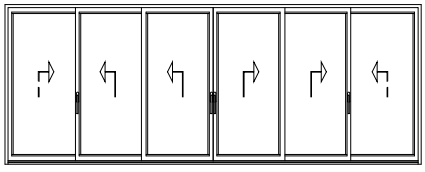

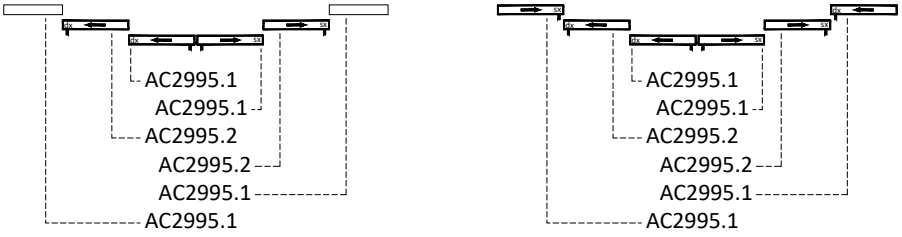

Profili | *Profiles*

Prospetto | *View*
Vista interna | *Internal view*

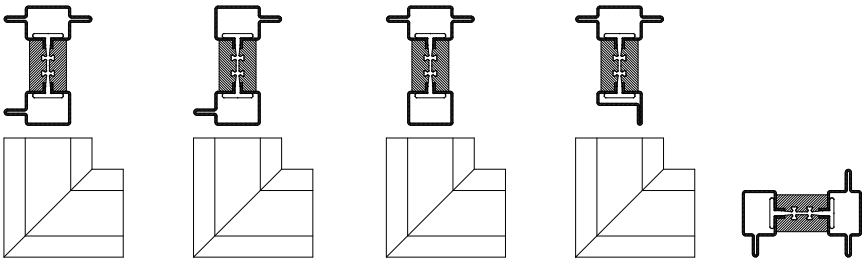

Schema | *Type* S1

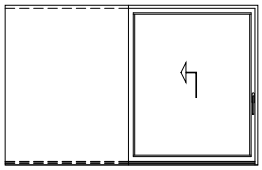

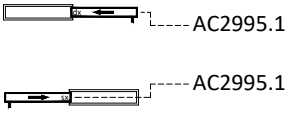

Schema | *Type* S2

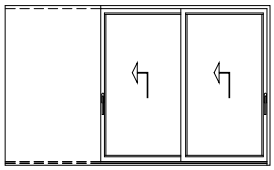

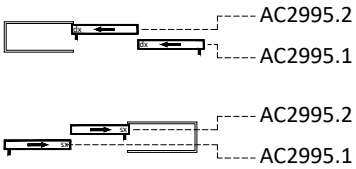

Schema | *Type* S3

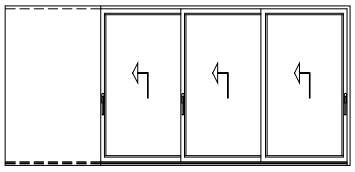

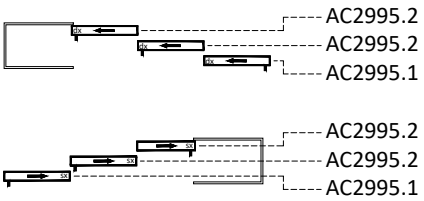

Schema | *Type* T1

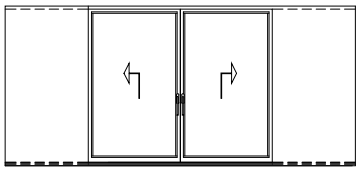

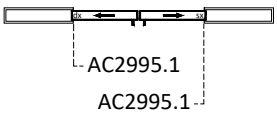

Schema | *Type* T2

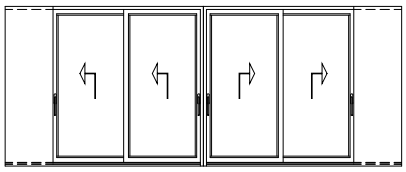

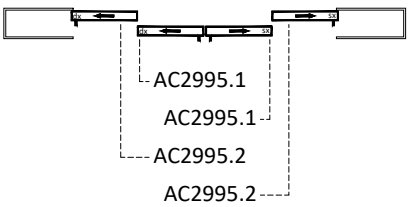

Schema | *Type* T3

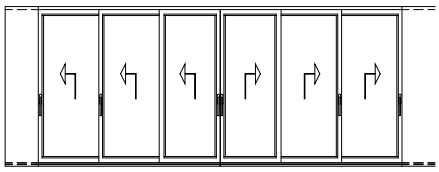

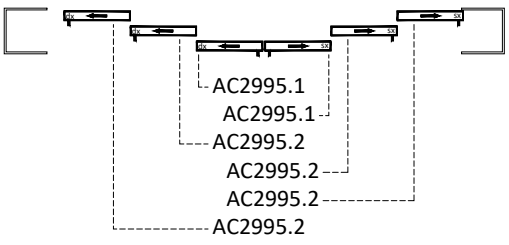

Fissaggio rinforzi parte superiore anta apribile|*Fixing upper reinforcements opening sash*

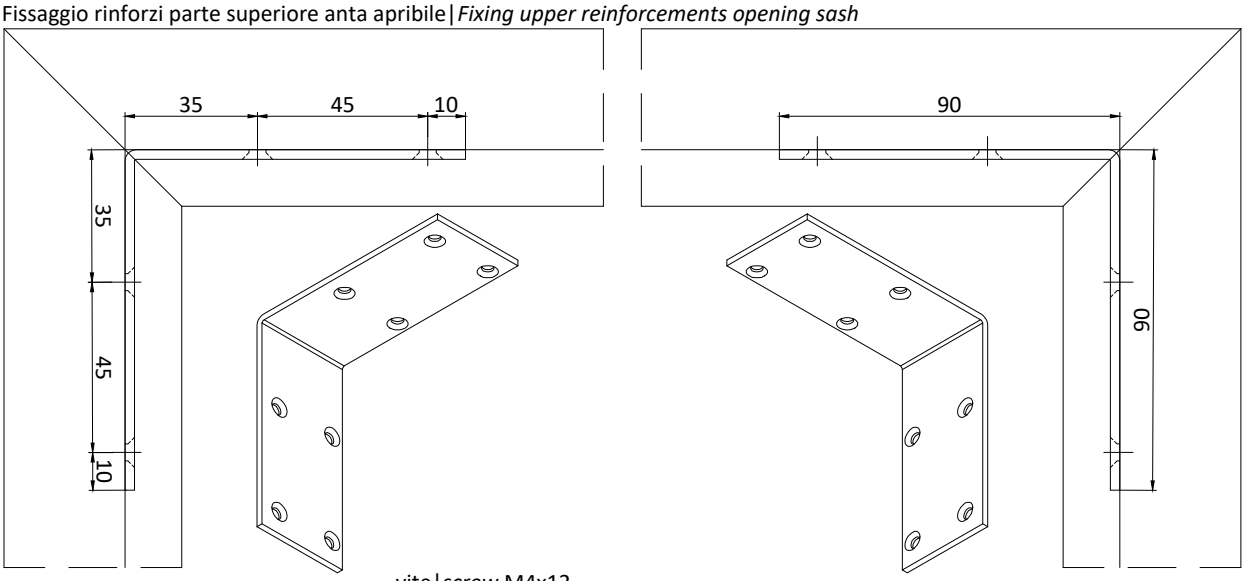

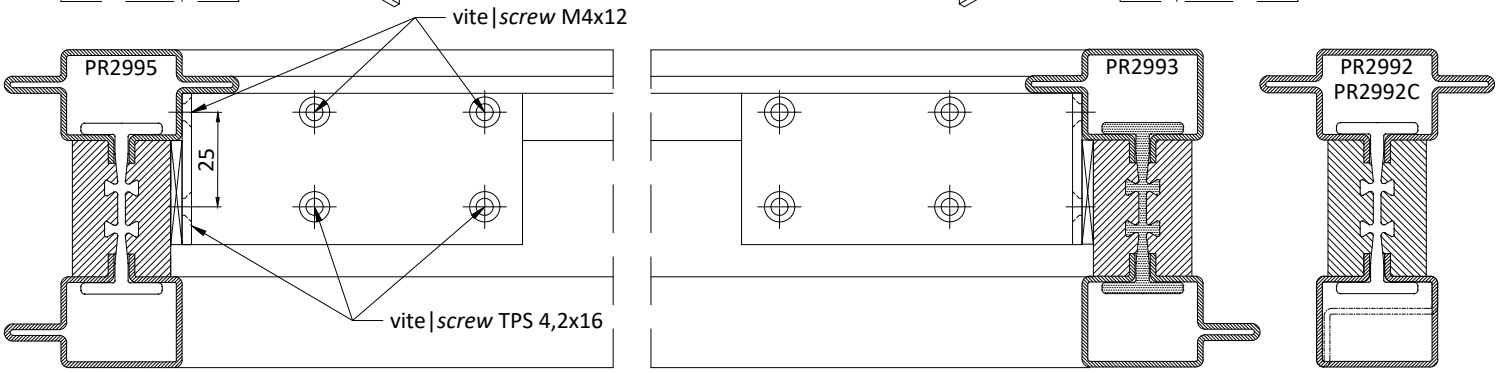

Fissaggio rinforzi parte inferiore anta apribile|*Fixing lower reinforcements opening sash*

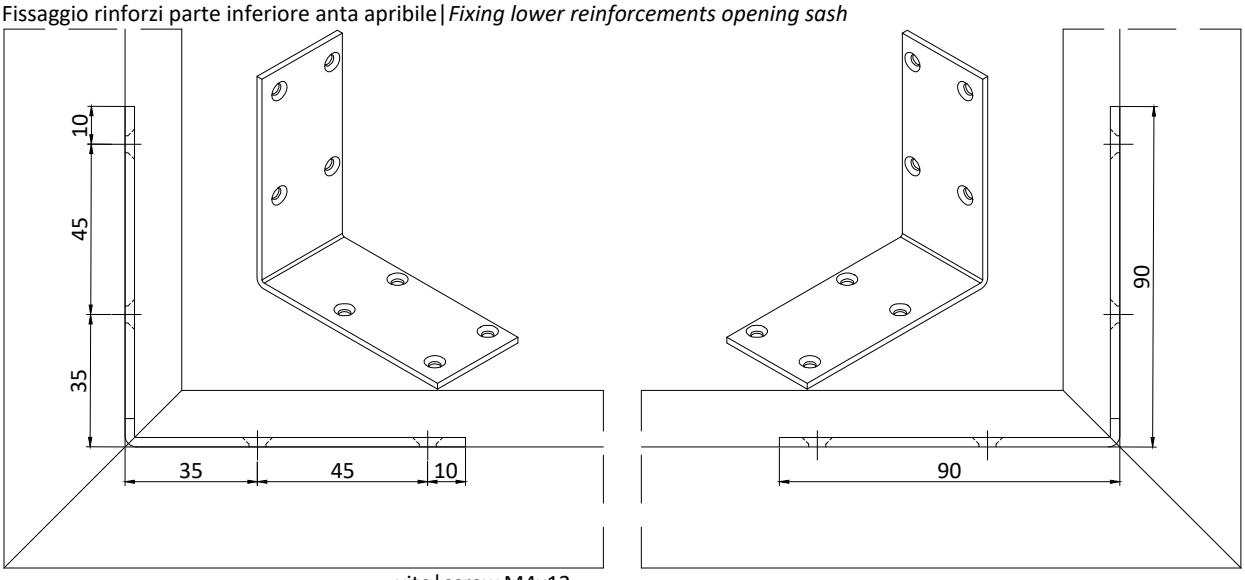

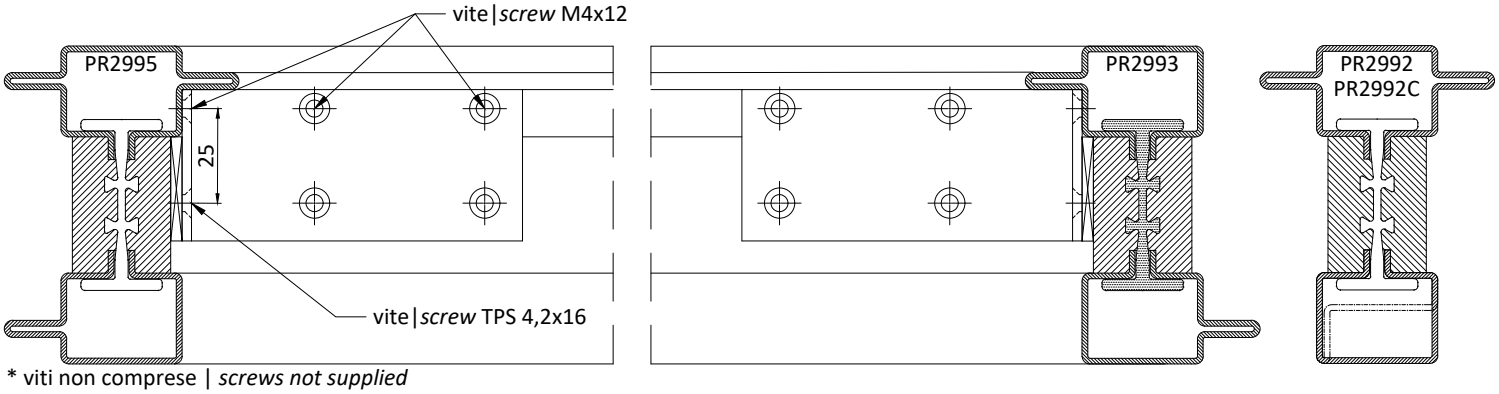

* viti non comprese | *screws not supplied*

Schema | *Type* S2, T2

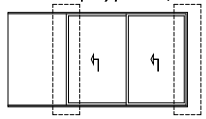

Schema | *Type* S1, T1

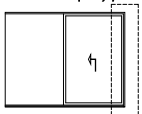

Schema | *Type* E, F

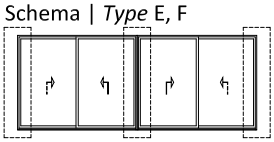

Schema | *Type* C

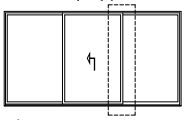

Schema | *Type* A, B

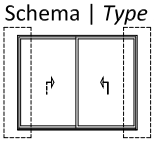

Schema | *Type* S3, T3

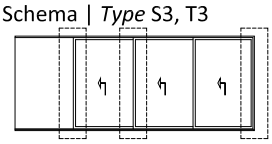

Schema | *Type* E3, F3

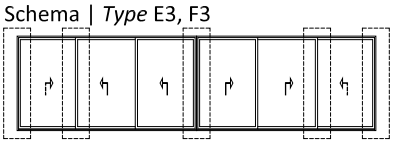

Schema | *Type* C3

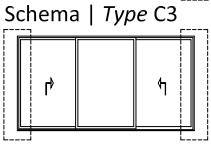

Schema | *Type* A3, B3

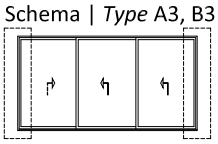

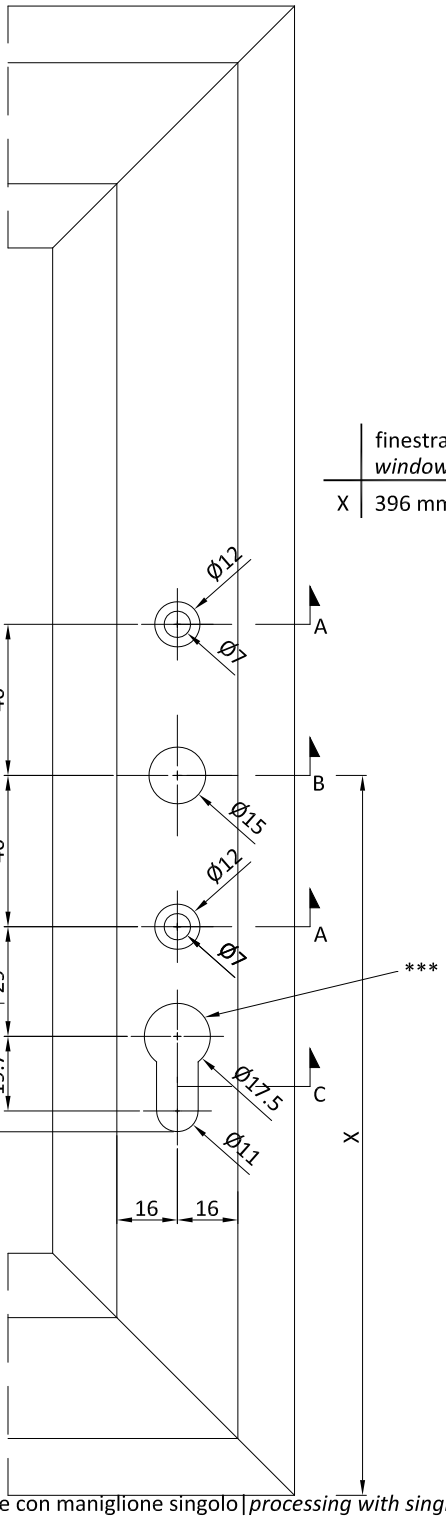

	finestra *window*	porta *door*
X	396 mm	996 mm

sezione | *section* A

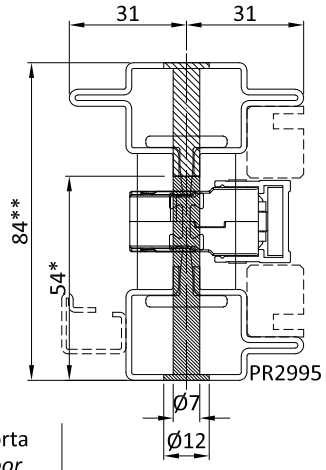

sezione | *section* A

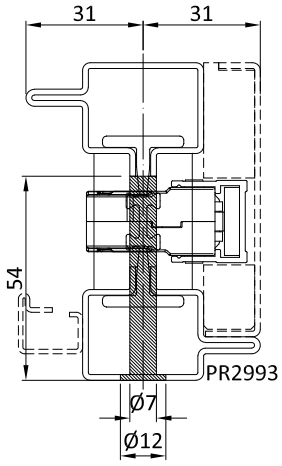

sezione | *section* B

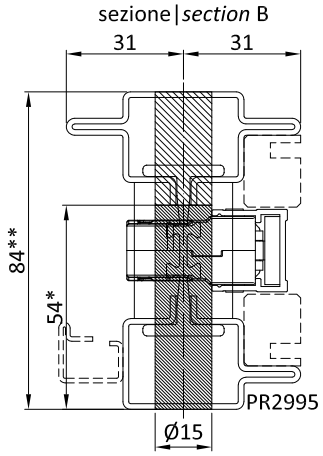

sezione | *section* B

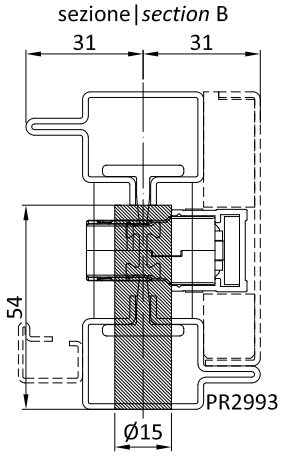

sezione | *section* C

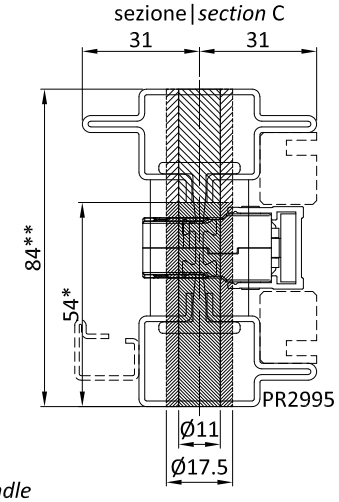

sezione | *section* C

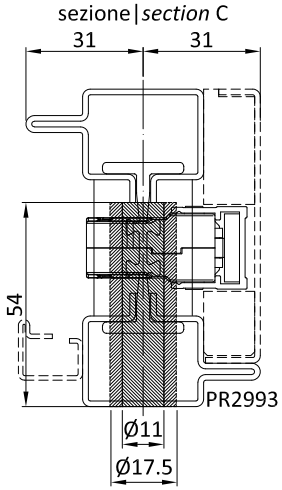

* lavorazione con maniglione singolo | *processing with single handle*

** lavorazione con maniglione doppio | *processing with double handle*

***solo per | only for ACV222Y-ACV223Y-ACV225Y-ACV232Y-ACV233Y-ACV255Y

Schema | *Type* S2, T2

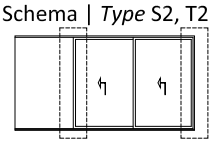

Schema | *Type* S1, T1

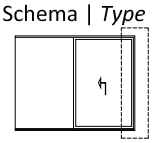

Schema | *Type* E, F

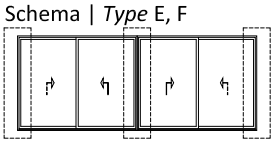

Schema | *Type* C

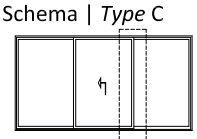

Schema | *Type* A, B

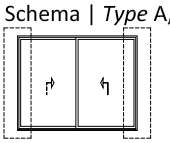

Schema | *Type* S3, T3

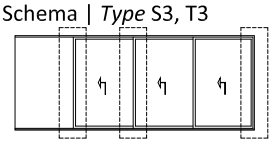

Schema | *Type* E3, F3

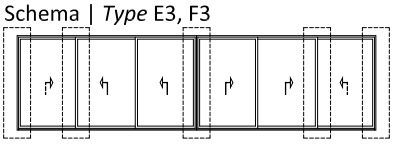

Schema | *Type* C3

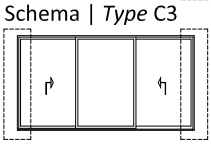

Schema | *Type* A3, B3

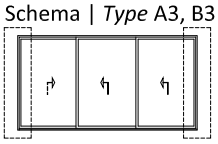

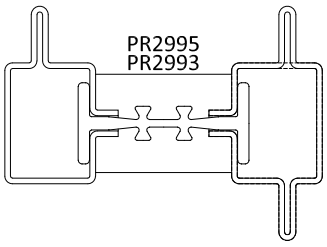

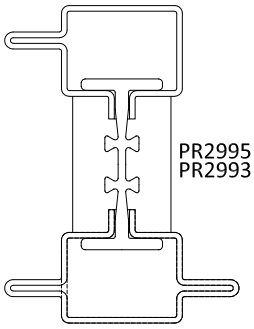

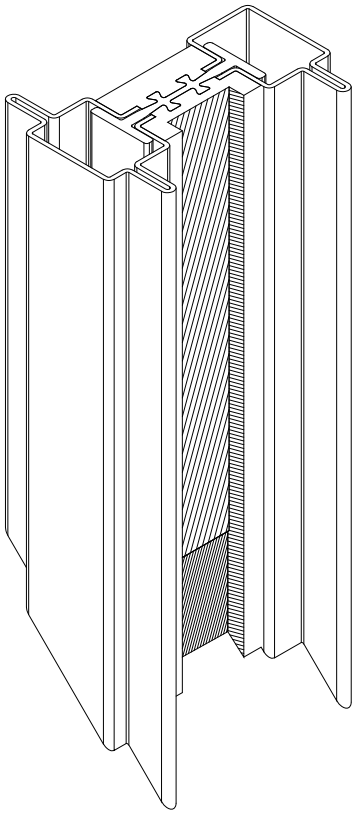

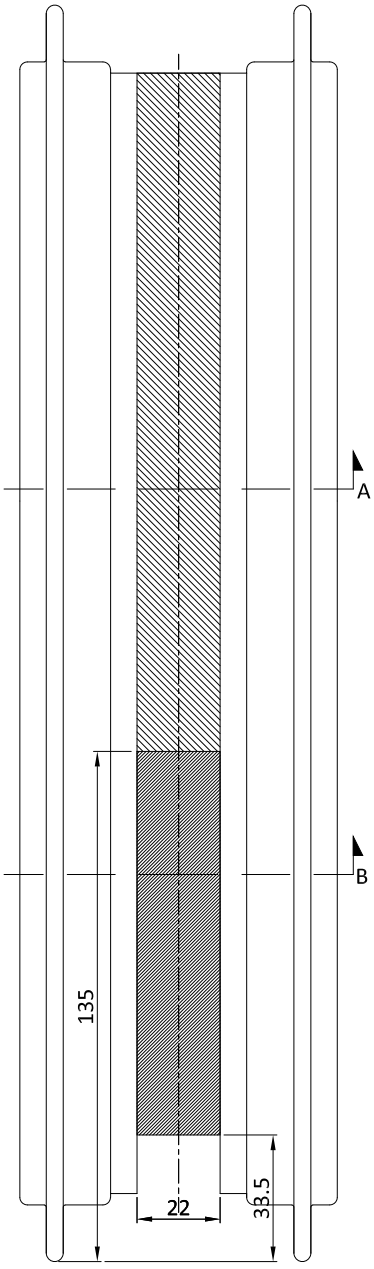

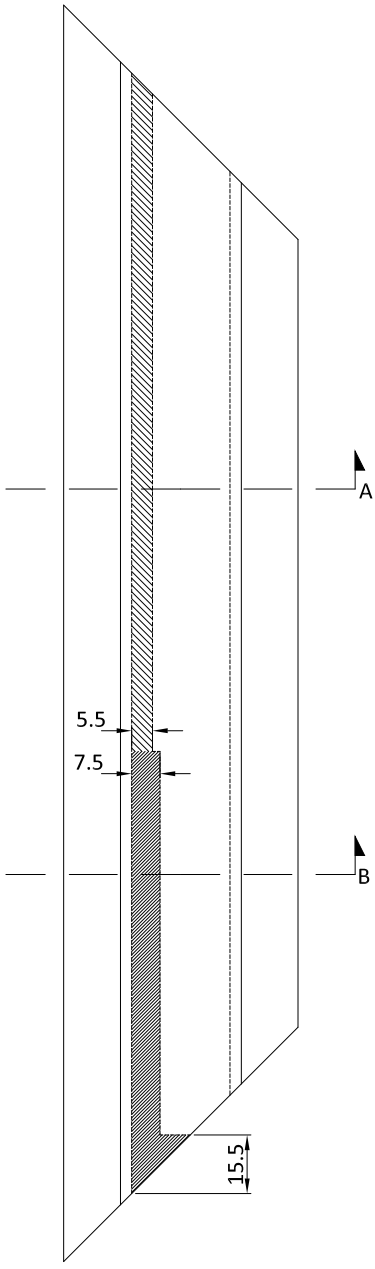

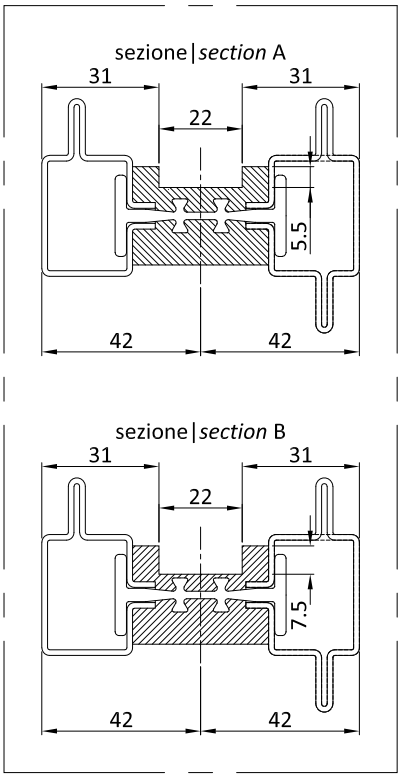

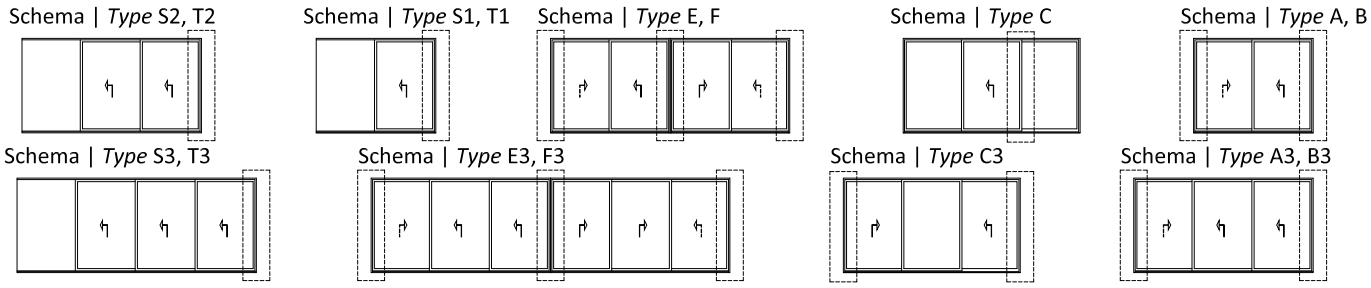
Schema | *Type* S2, T2
Schema | *Type* S1, T1
Schema | *Type* E, F
Schema | *Type* C
Schema | *Type* A, B
Schema | *Type* S3, T3
Schema | *Type* E3, F3
Schema | *Type* C3
Schema | *Type* A3, B3

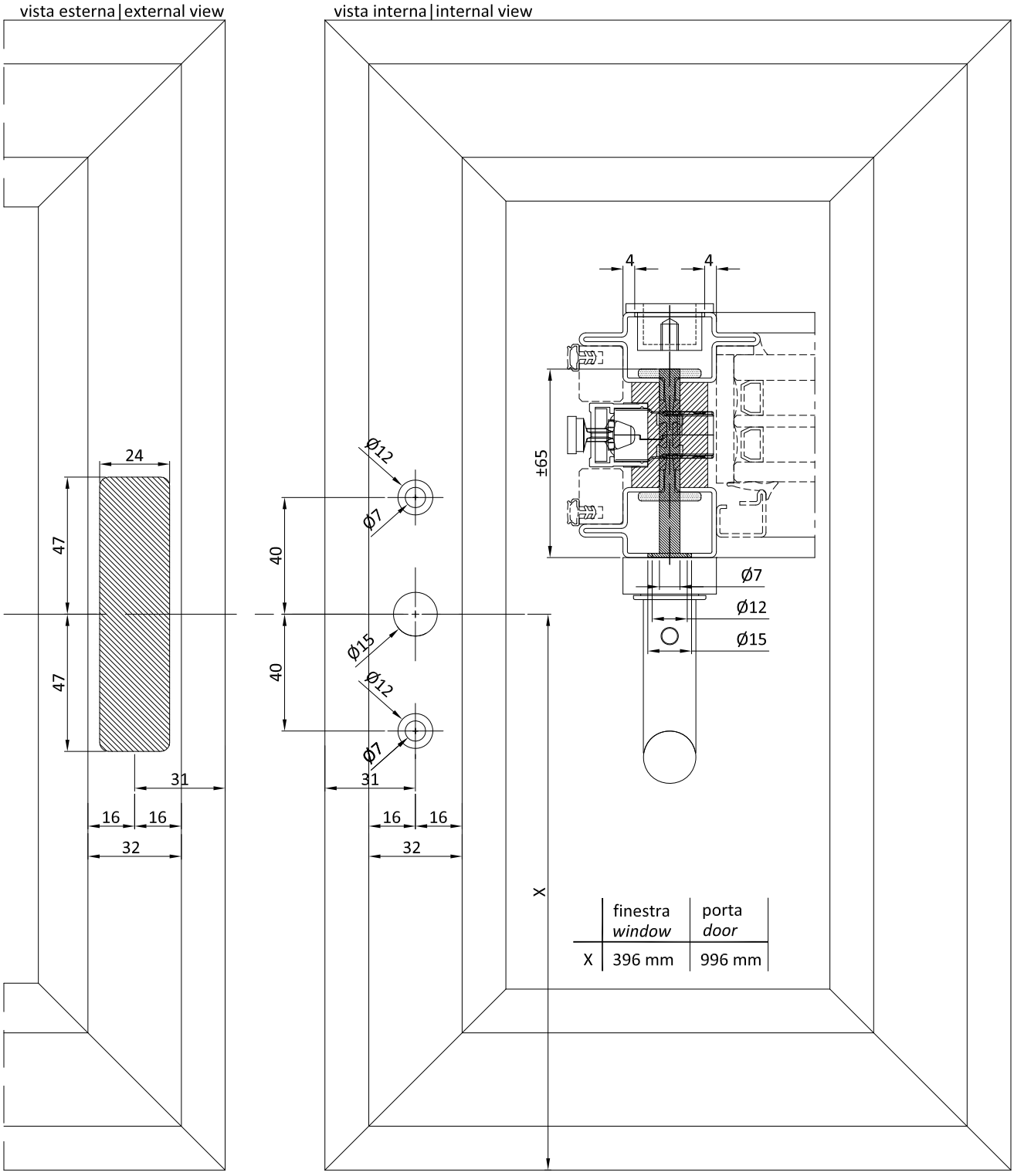
vista esterna | external view
vista interna | internal view
24
47
47
31
16
16
32
Ø12
Ø7
40
Ø15
Ø12
Ø7
40
31
16
16
32
X
4
4
±65
Ø7
Ø12
Ø15
finestra *window*
porta *door*
X
396 mm
996 mm

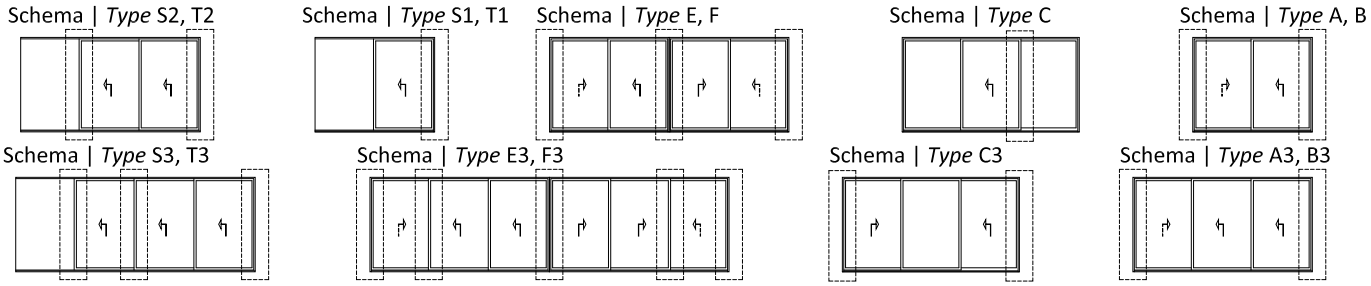
Schema | *Type* S2, T2
Schema | *Type* S1, T1
Schema | *Type* E, F
Schema | *Type* C
Schema | *Type* A, B
Schema | *Type* S3, T3
Schema | *Type* E3, F3
Schema | *Type* C3
Schema | *Type* A3, B3

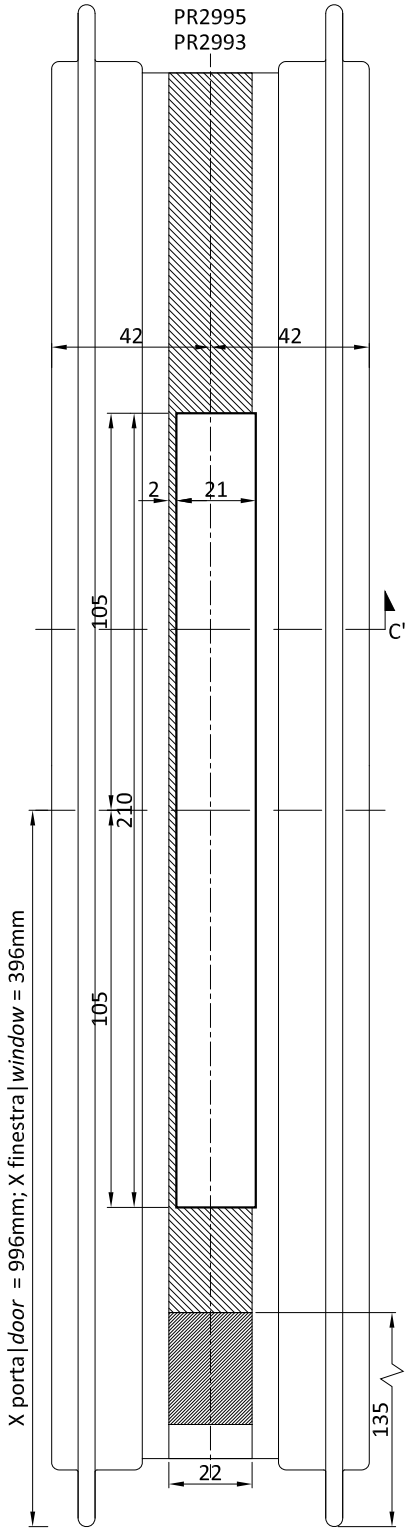
PR2995
PR2993
42
42
2
21
105
C'
210
105
X porta|*door* = 996mm; X finestra|*window* = 396mm
135
22

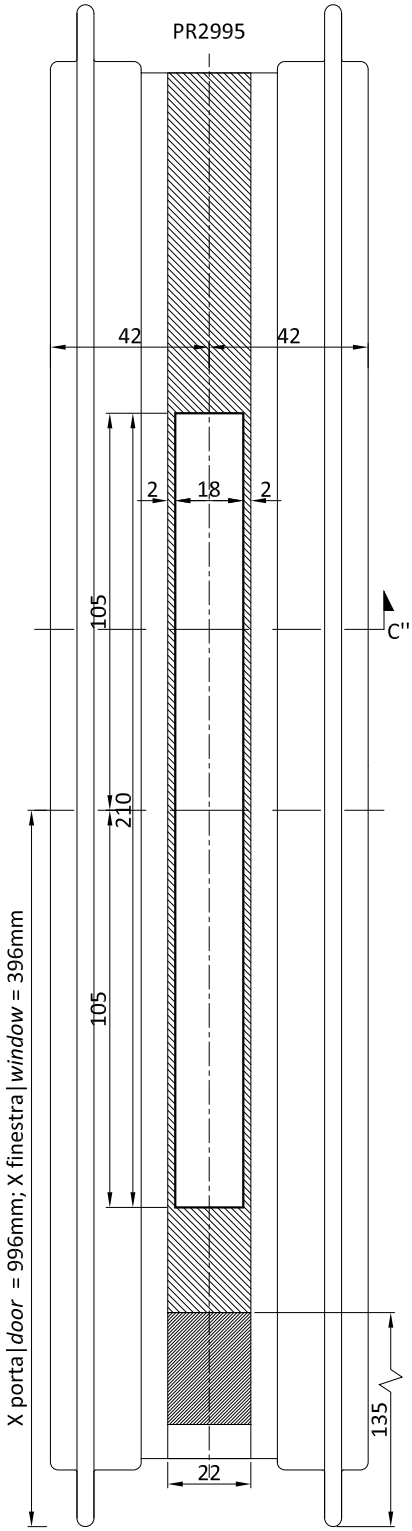
PR2995
42
42
2
18
2
105
C'
210
105
X porta|*door* = 996mm; X finestra|*window* = 396mm
135
22

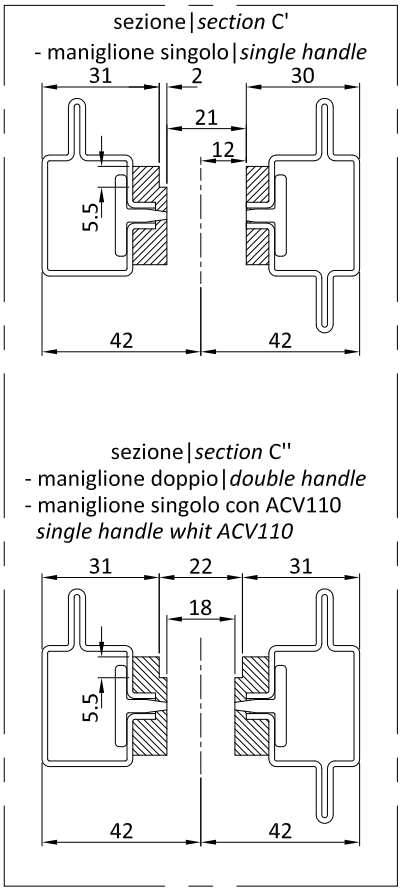
sezione|*section* C'
- maniglione singolo|*single handle*
31
2
30
21
12
5.5
42
42
sezione|*section* C''
- maniglione doppio|*double handle*
- maniglione singolo con ACV110
single handle whit ACV110
31
22
31
18
5.5
42
42

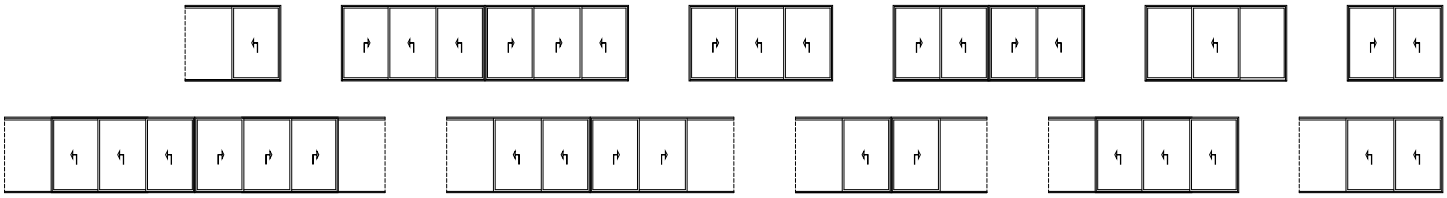

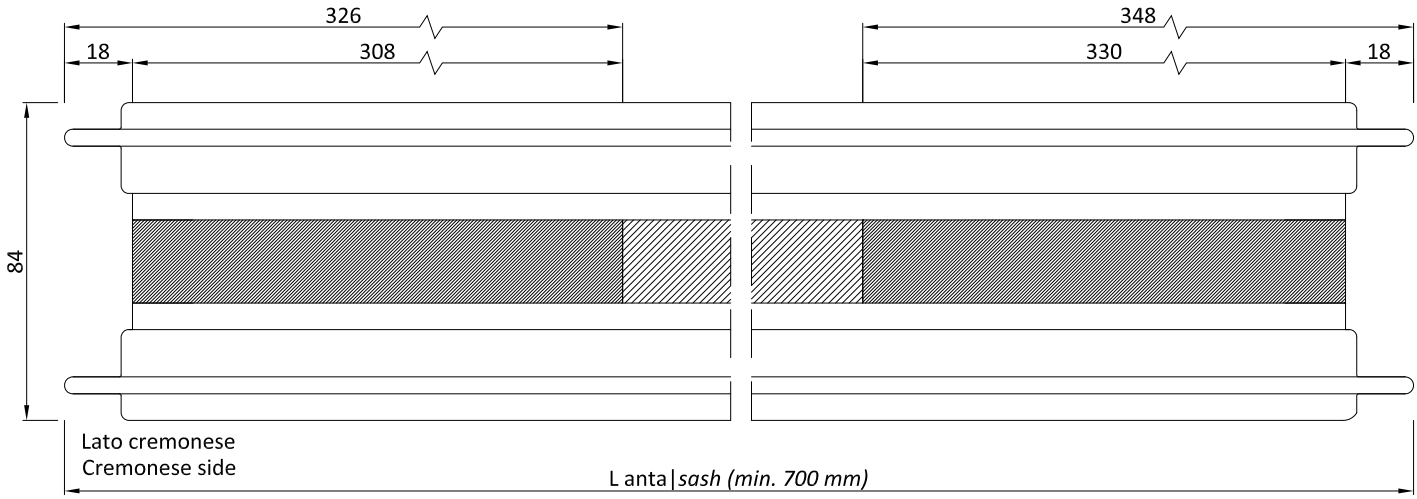
326
18
308
348
330
18
84
Lato cremonese
Cremonese side
L anta | sash (min. 700 mm)

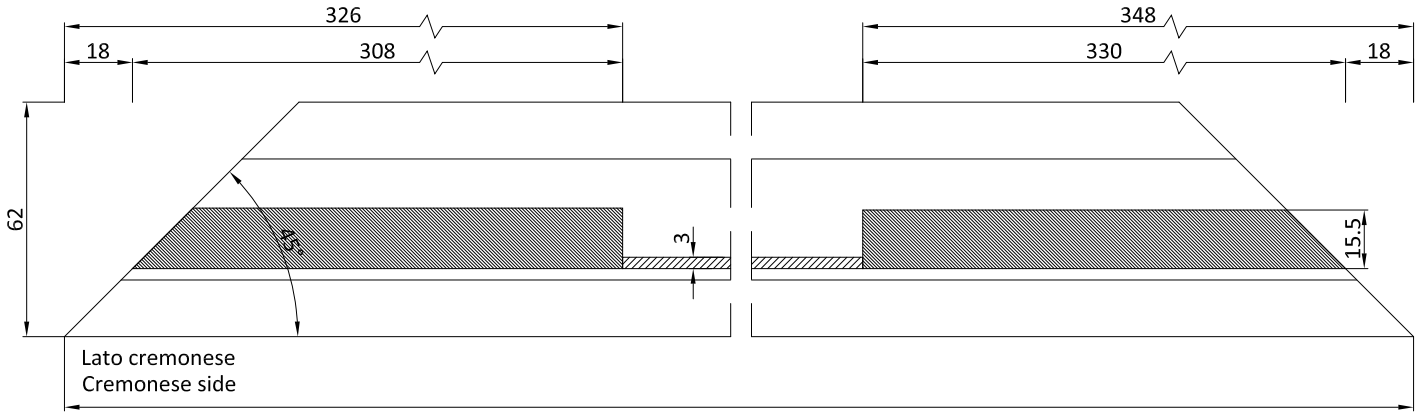
326
18
308
348
330
18
62
45°
3
15.5
Lato cremonese
Cremonese side

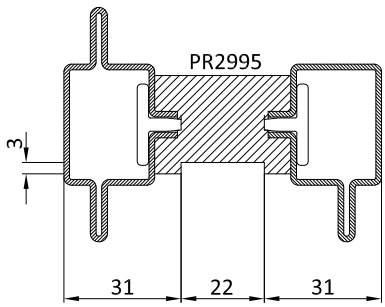
PR2995
3
31
22
31

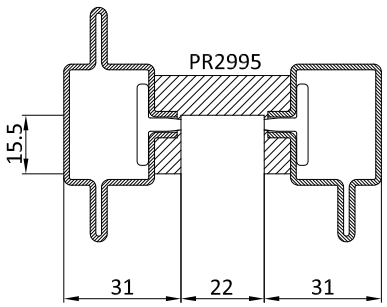
PR2995
15.5
31
22
31

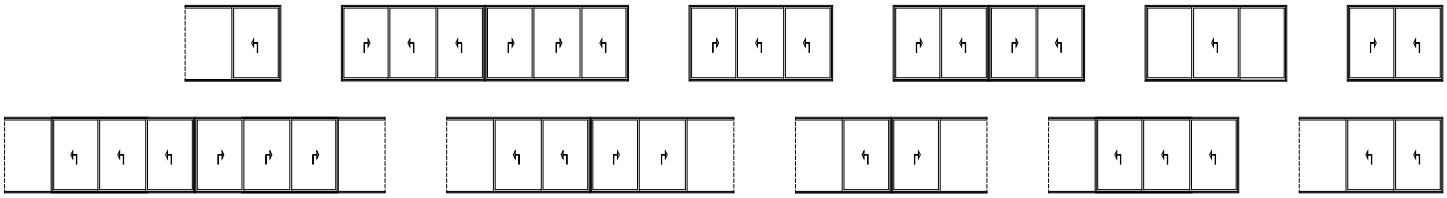

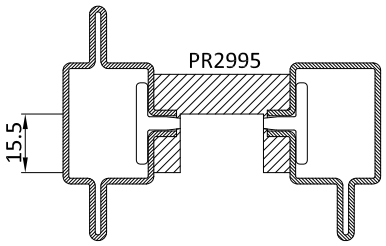
PR2995
15.5

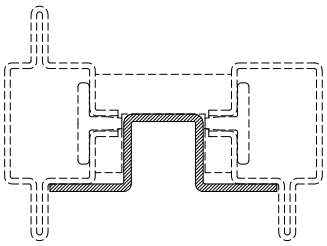

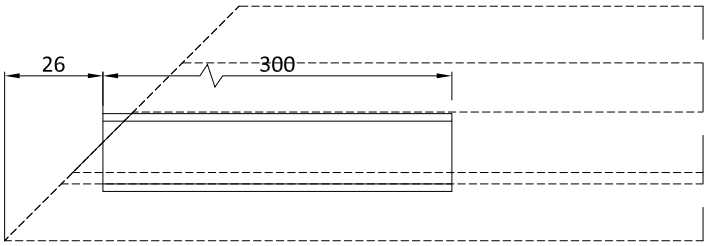
26
300

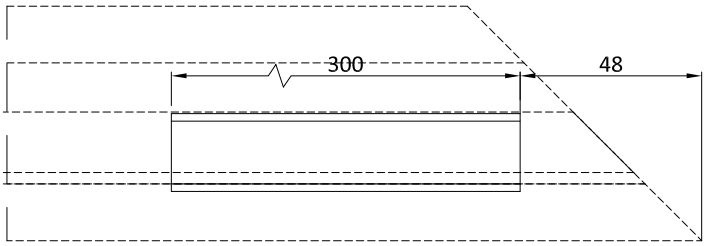
300
48

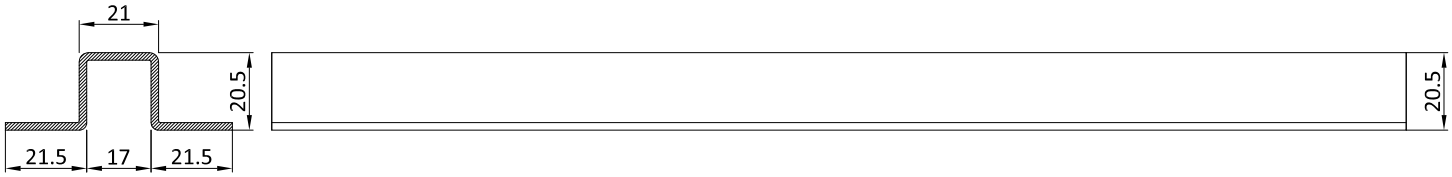
21
20.5
21.5
17
21.5
20.5

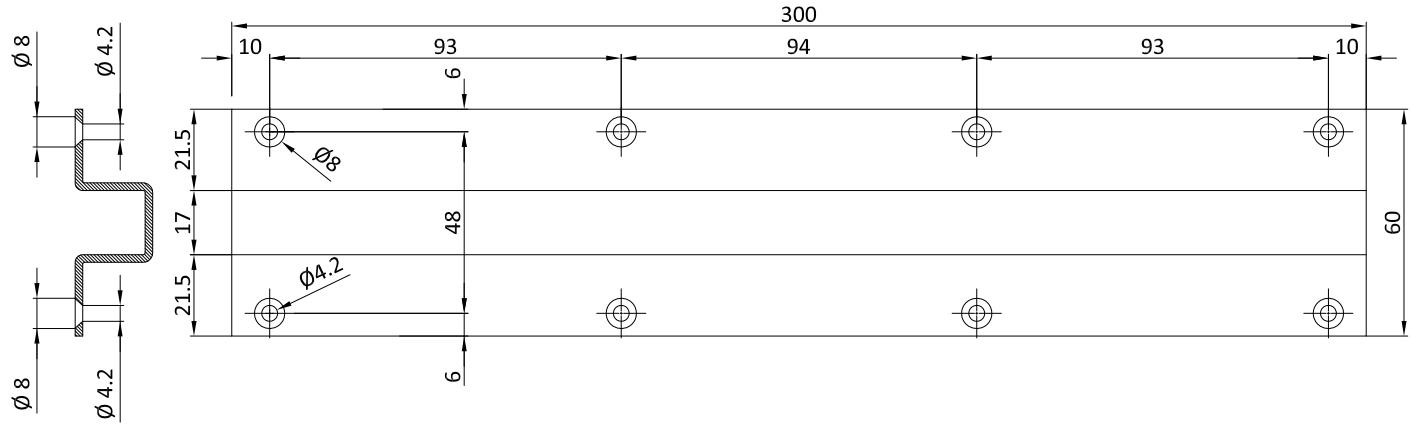
300
10
93
94
93
10
6
Ø 8
Ø 4.2
21.5
17
21.5
Ø8
ϕ4.2
48
60
6
Ø 8
Ø 4.2

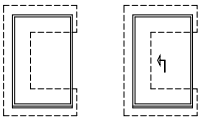

GU2995L GU2996L



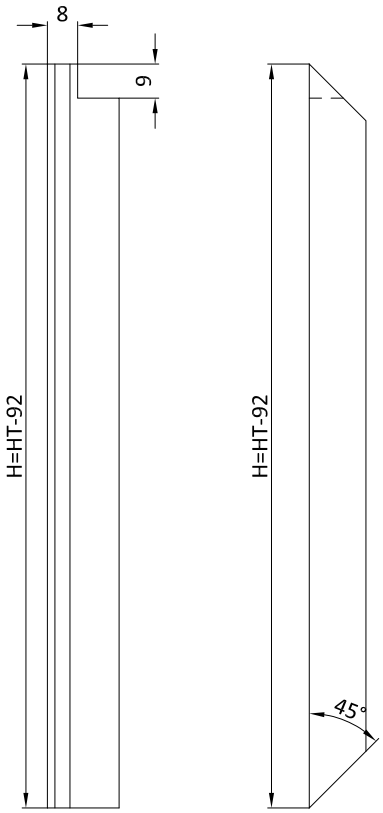

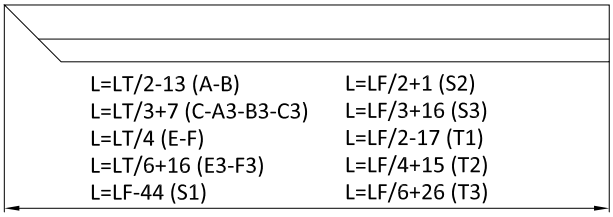

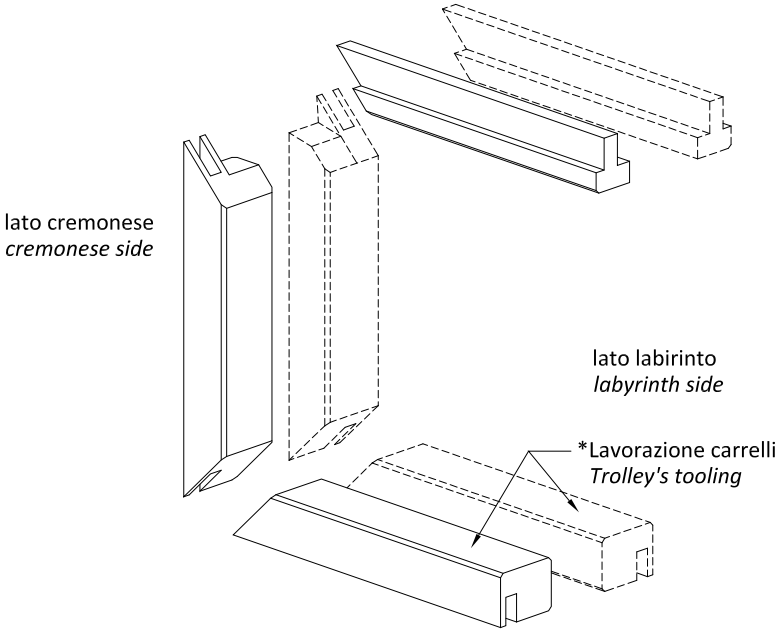

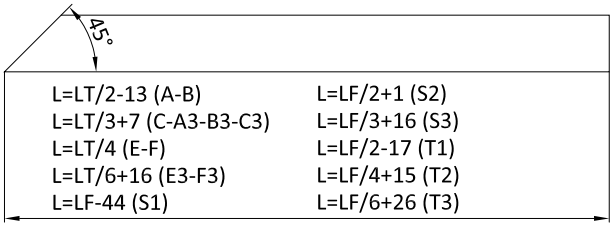

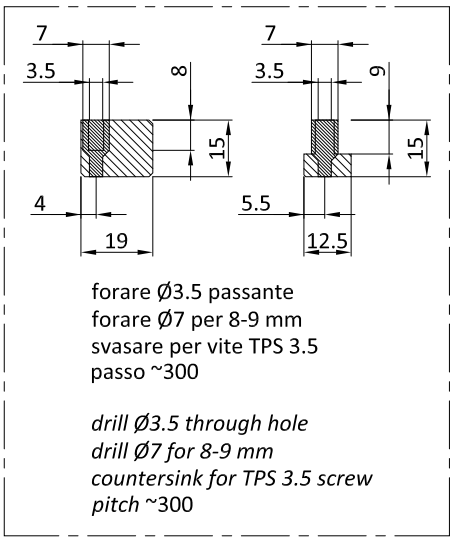

forare Ø3.5 passante
forare Ø7 per 8-9 mm
svasare per vite TPS 3.5
passo ~300

drill Ø3.5 through hole
drill Ø7 for 8-9 mm
countersink for TPS 3.5 screw
pitch ~300

*Lavorazione carrelli | *Trolley's tooling*

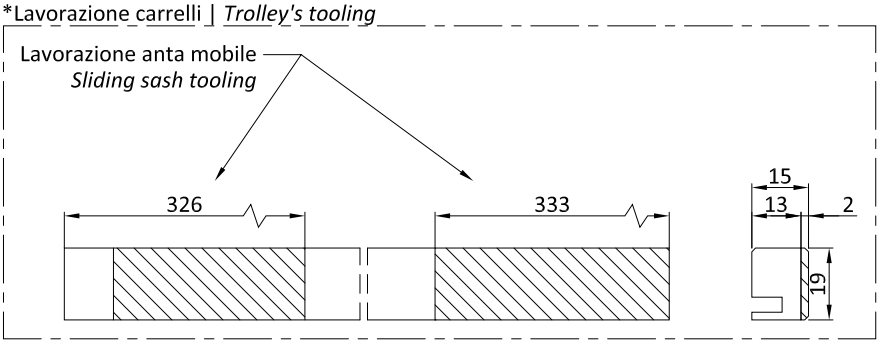

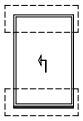

GU2995L GU2996L



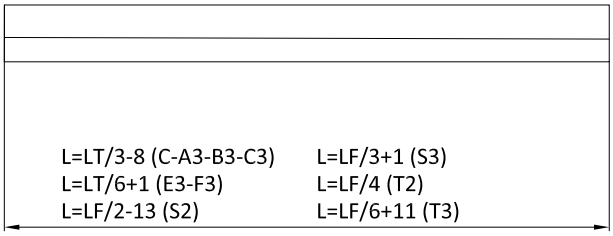

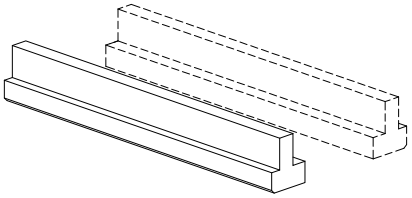

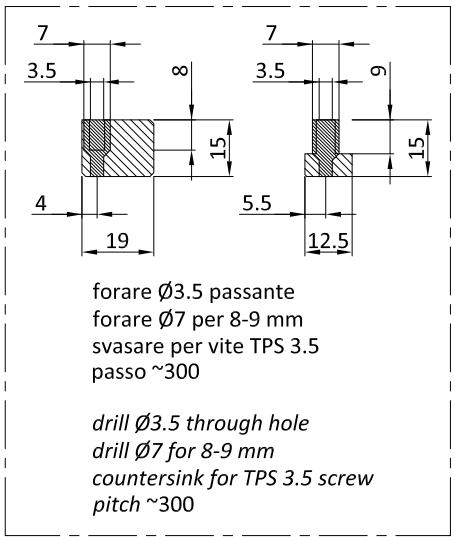

forare Ø3.5 passante
forare Ø7 per 8-9 mm
svasare per vite TPS 3.5
passo ~300

drill Ø3.5 through hole
drill Ø7 for 8-9 mm
countersink for TPS 3.5 screw
pitch ~300

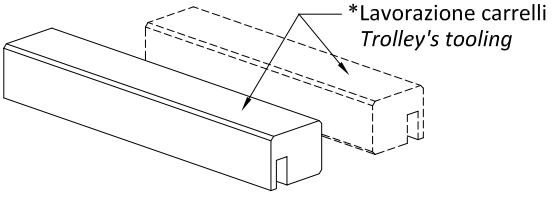

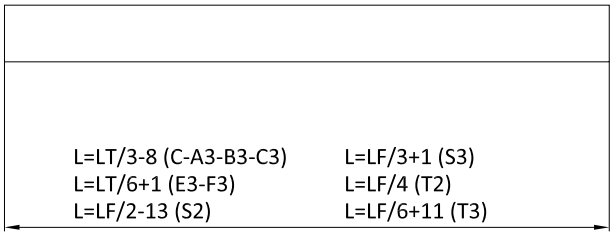

*Lavorazione carrelli | *Trolley's tooling*

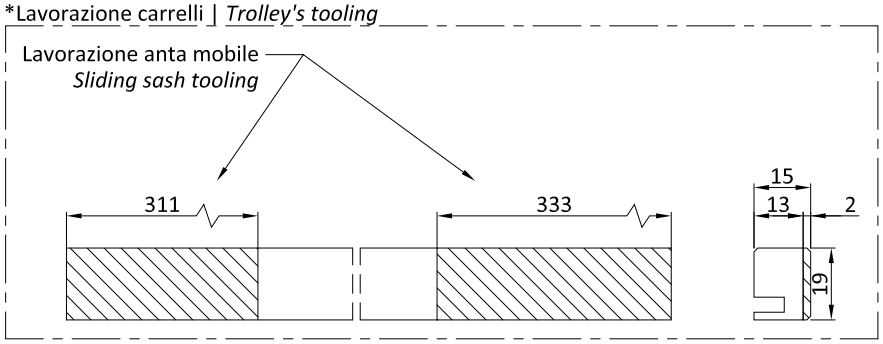

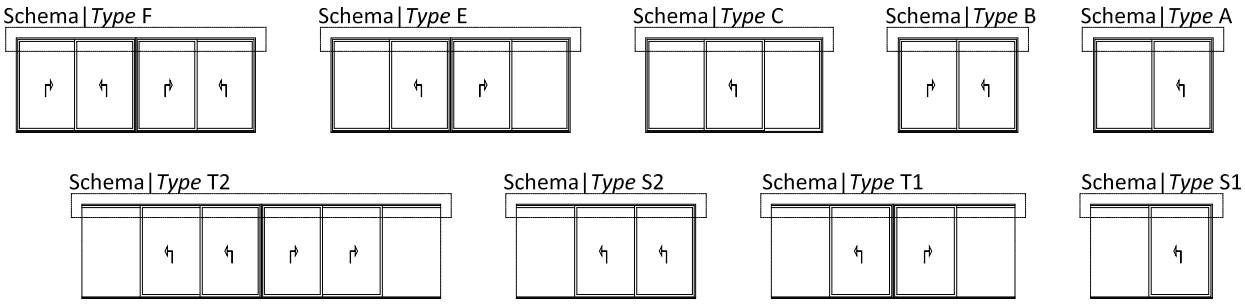

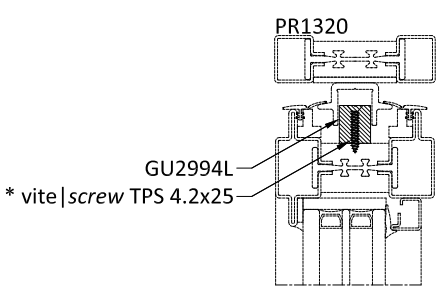

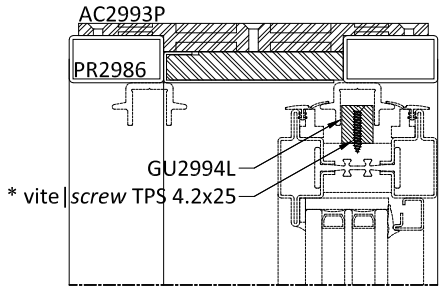

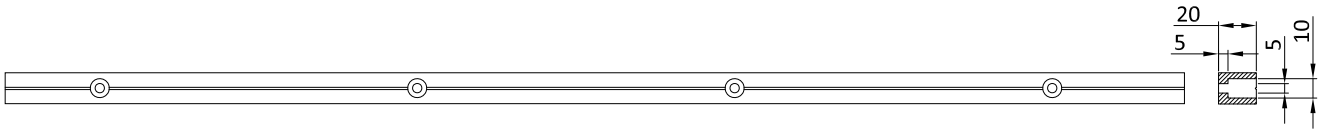

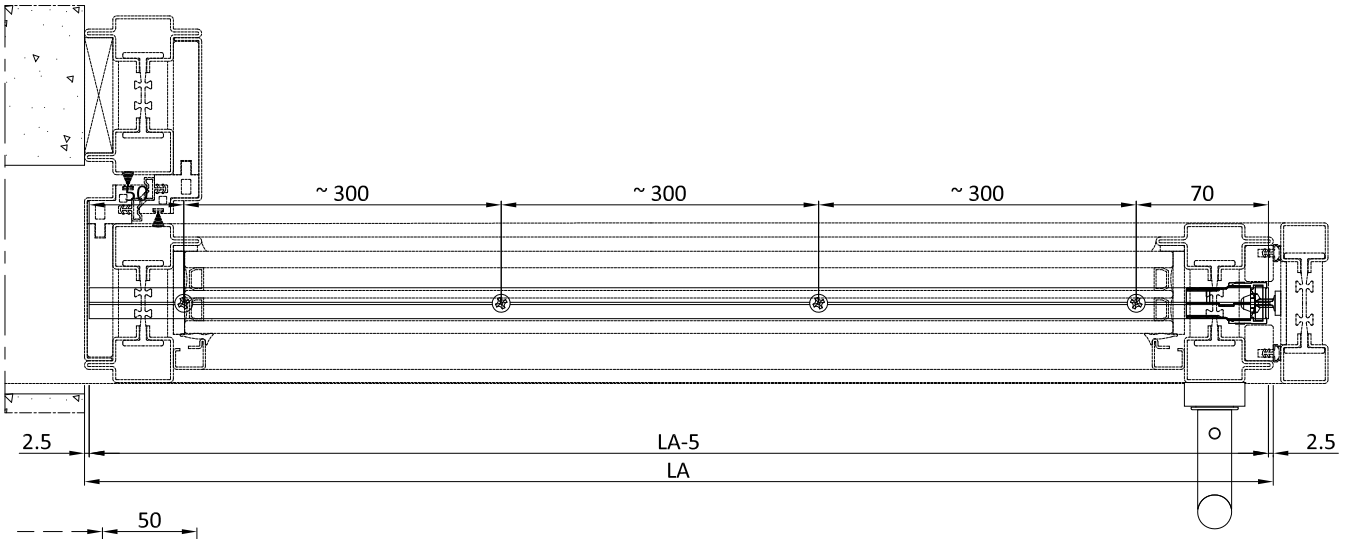

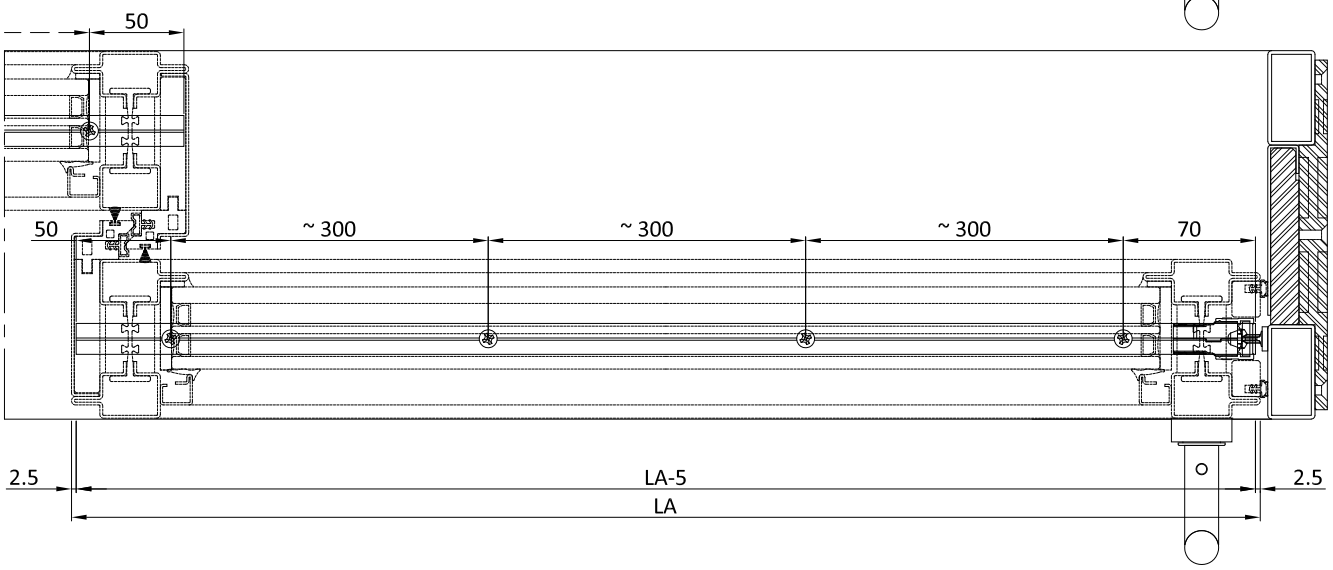

* viti TPS 4.2x25 non comprese|*screws* TPS 4.2x25 *not supplied*

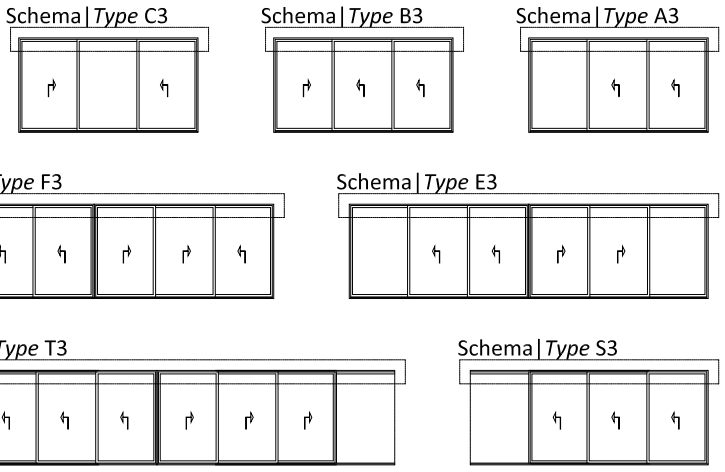

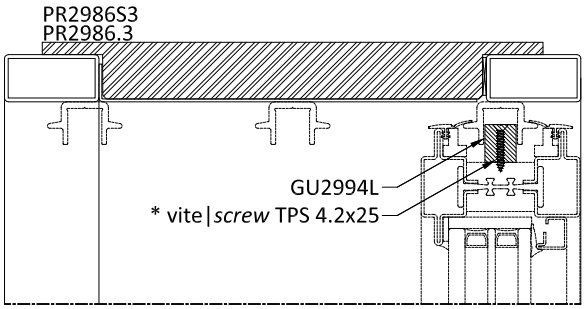

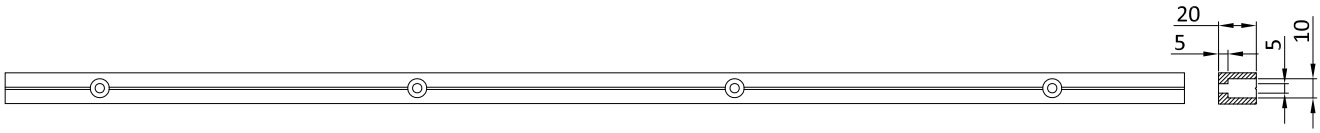

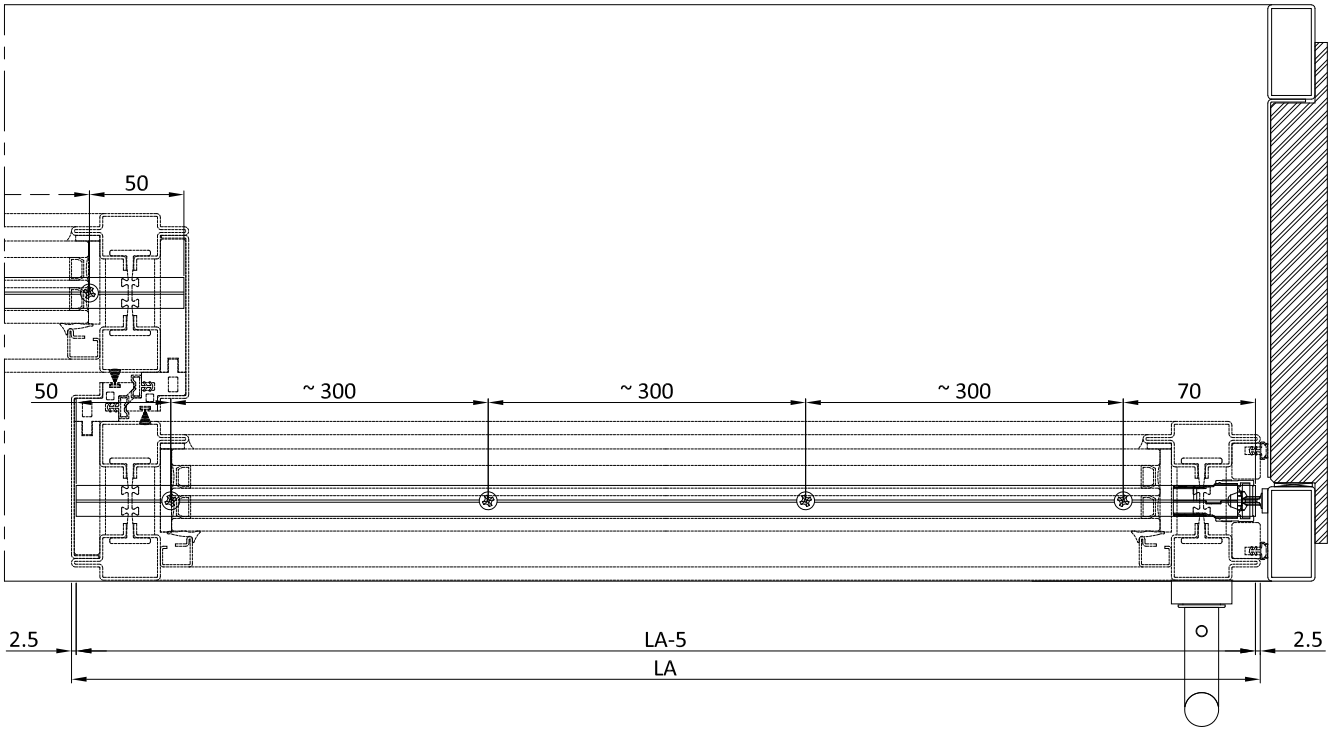

* viti TPS 4.2x25 non comprese|*screws* TPS 4.2x25 *not supplied*

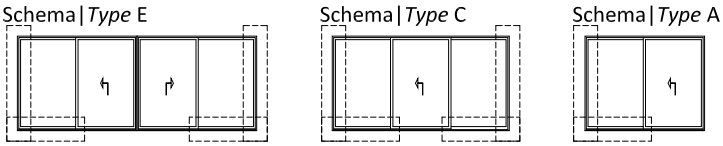

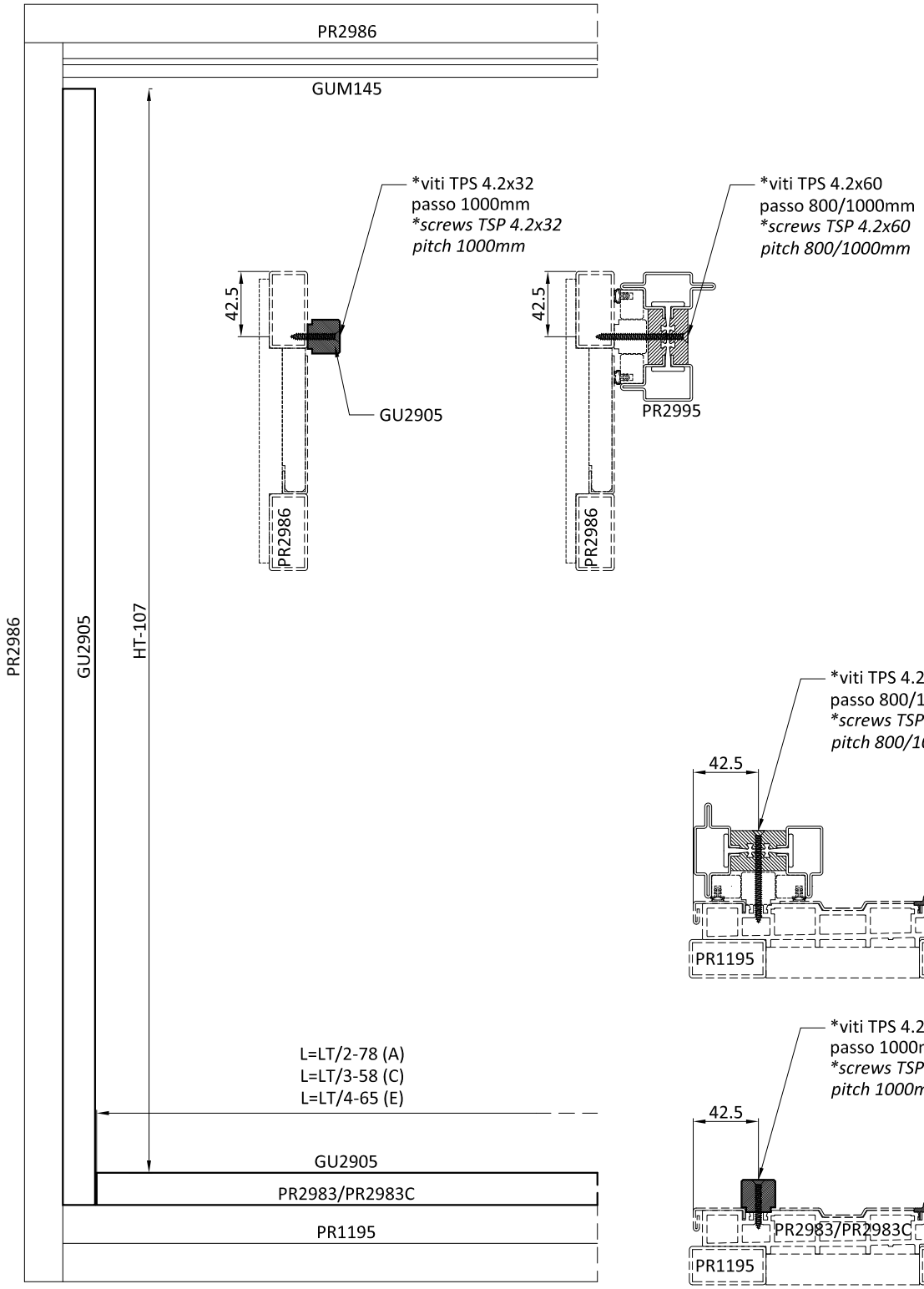

*viti non comprese
**screws not supplied*

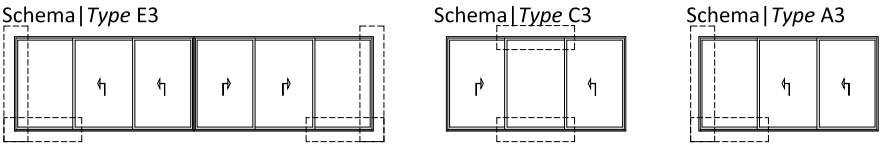

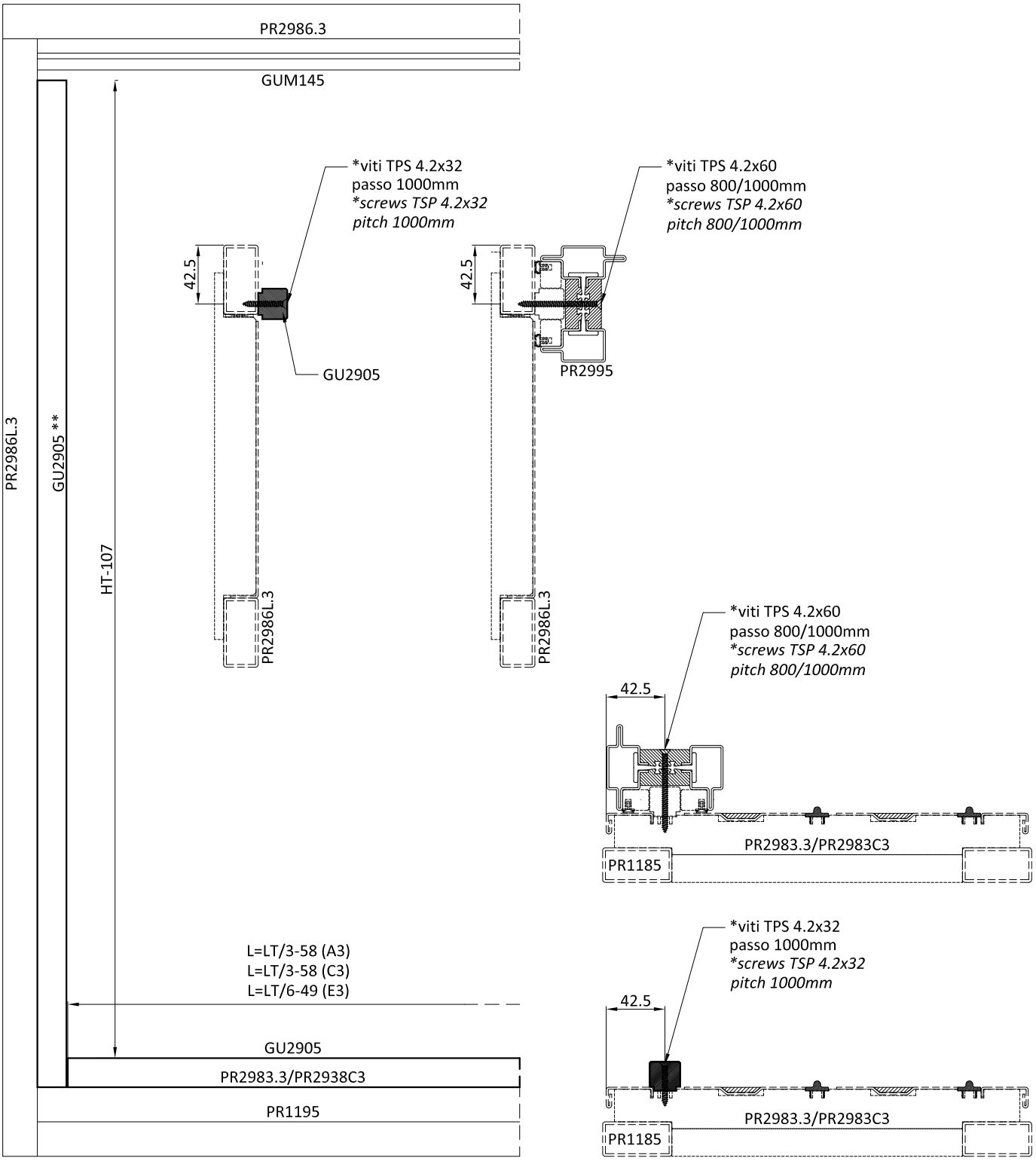

*viti non comprese
**screws not supplied*
**non per schema C3
***not for type C3*

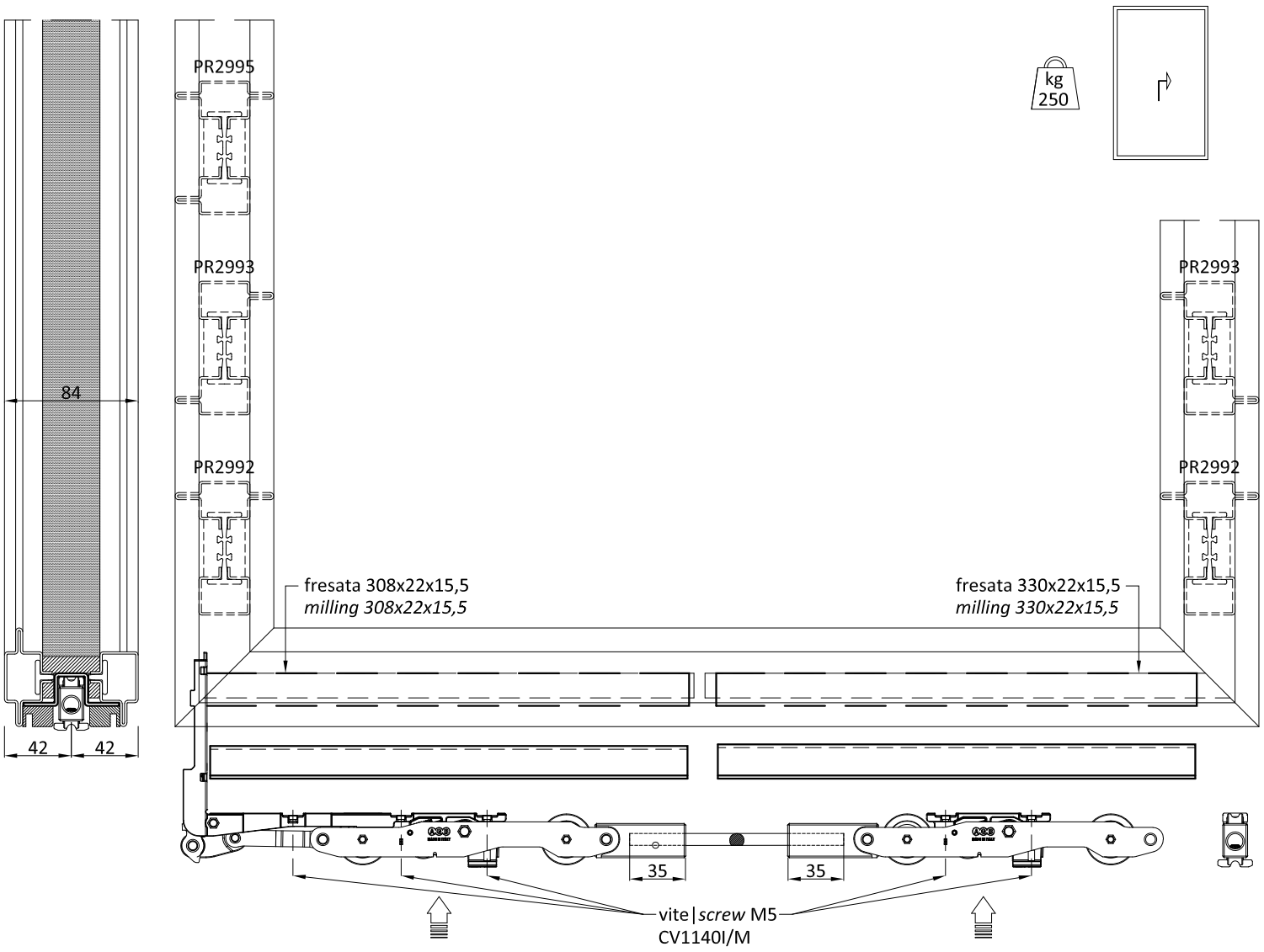

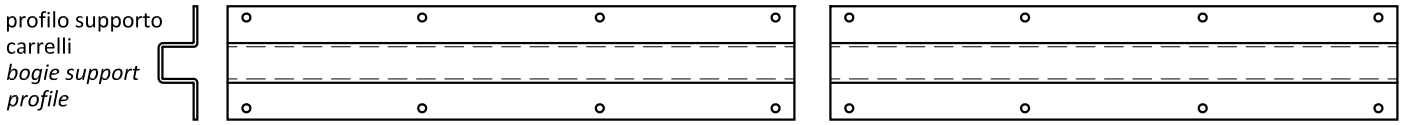

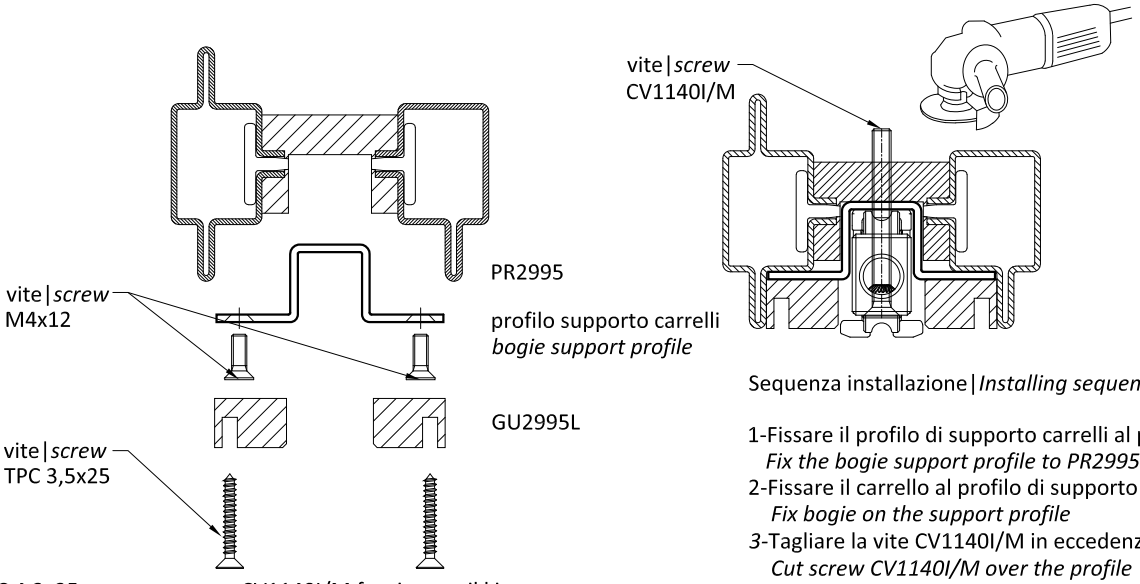

viti M4x12, TPC 4,2x25 non comprese - CV1140I/M fornita con il kit
M4x12, TPC 4,2x25 screws not supplied - CV1140I/M supplied with kit

Sequenza installazione|*Installing sequence*:

1-Fissare il profilo di supporto carrelli al profilo PR2995
Fix the bogie support profile to PR2995
2-Fissare il carrello al profilo di supporto
Fix bogie on the support profile
3-Tagliare la vite CV1140I/M in eccedenza
Cut screw CV1140I/M over the profile

1) Profilo metallico | *Metallic profile*

2) Estruso in PVC rigido | *Extruded PVC profile*

3) Estruso in PVC rigido | *Extruded PVC profile*

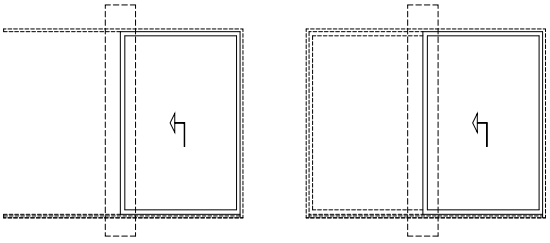

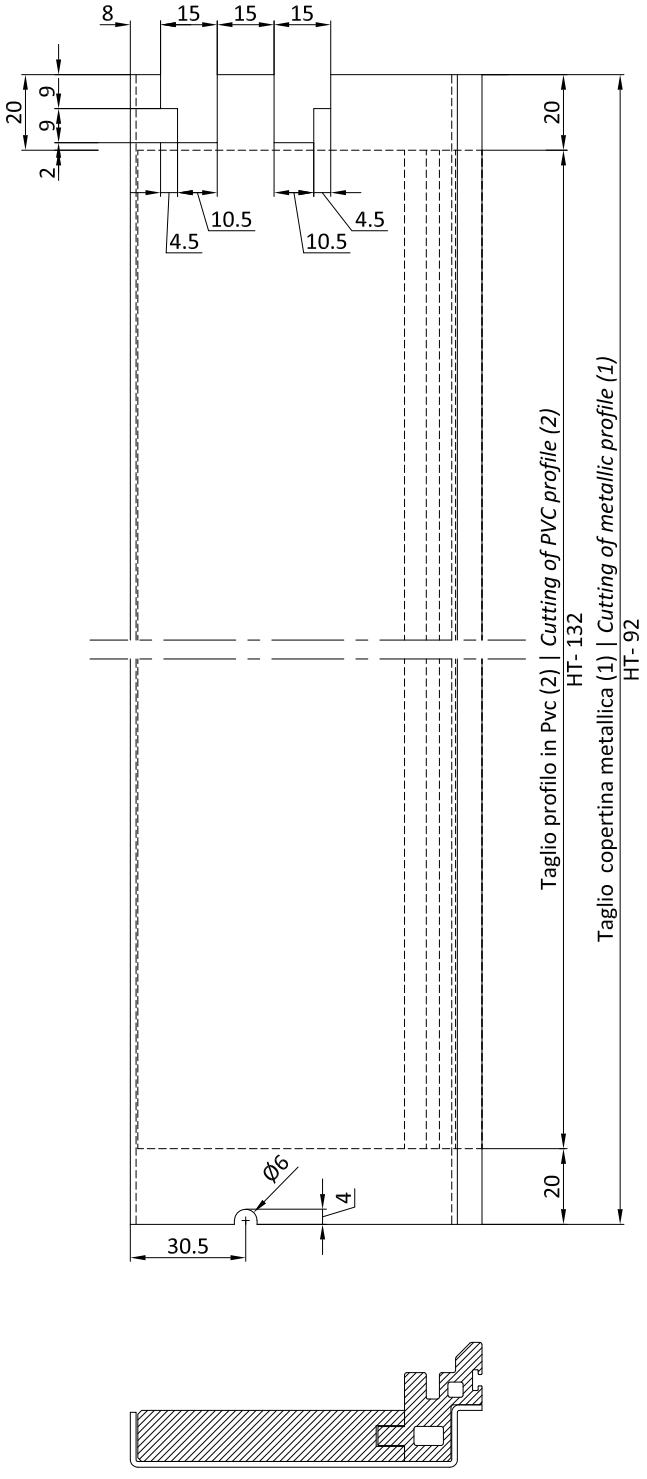

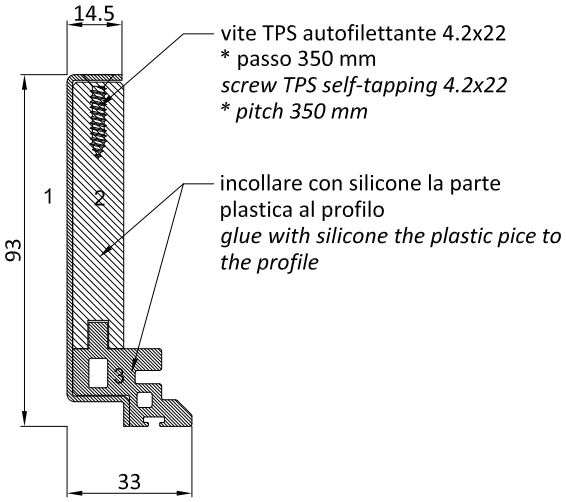

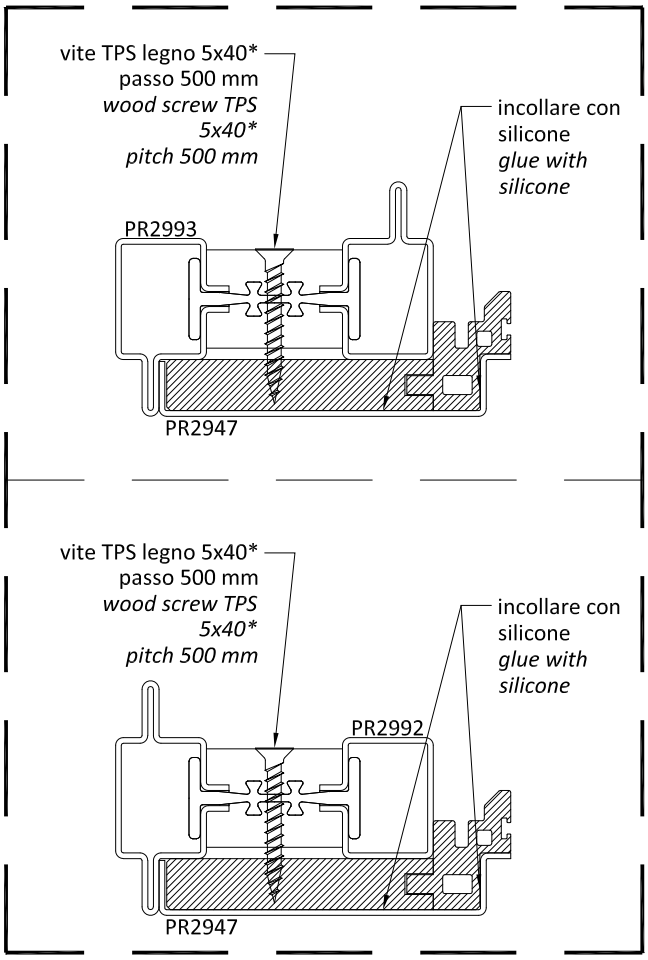

* viti TPS autofilettante 4.2 x 22 e TPS legno 5x40 non comprese

** screws self tapping TPS 4.2 x 22 and wood screws TPS 5X40 not supplied*

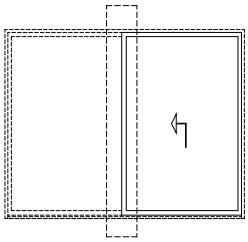

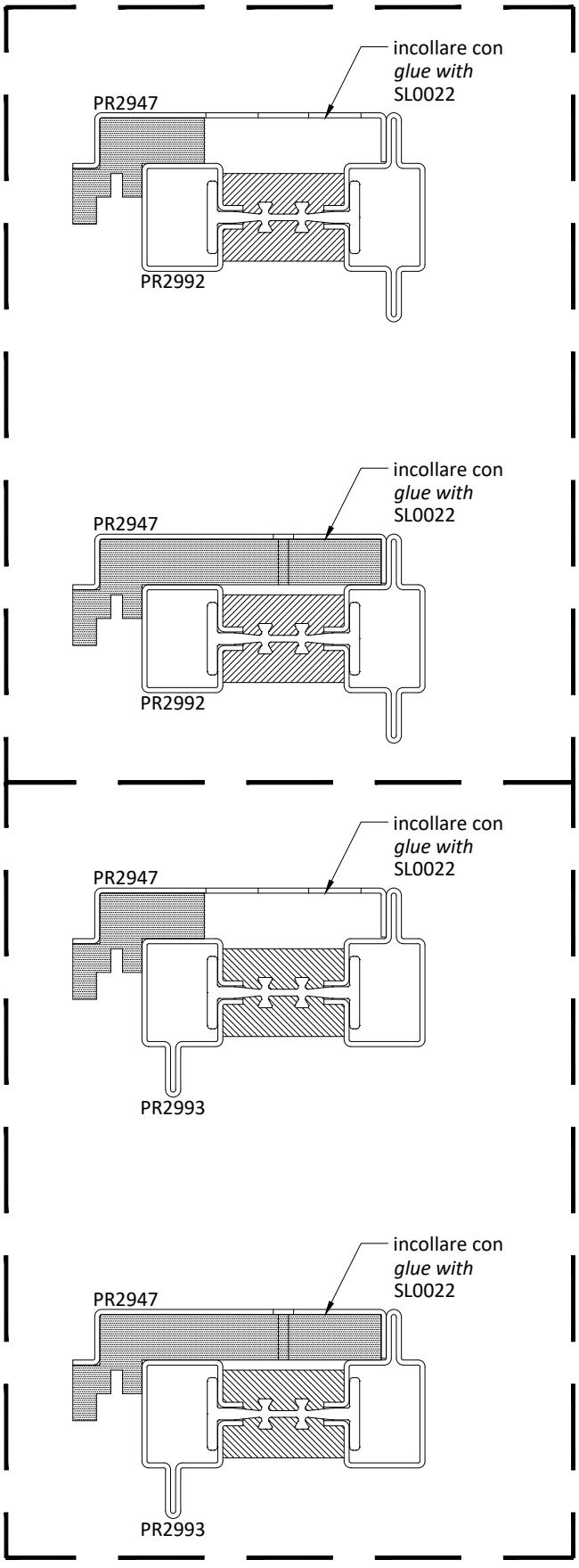
incollare con
glue with
SL0022
PR2947
PR2992
incollare con
glue with
SL0022
PR2947
PR2992
incollare con
glue with
SL0022
PR2947
PR2993
incollare con
glue with
SL0022
PR2947
PR2993

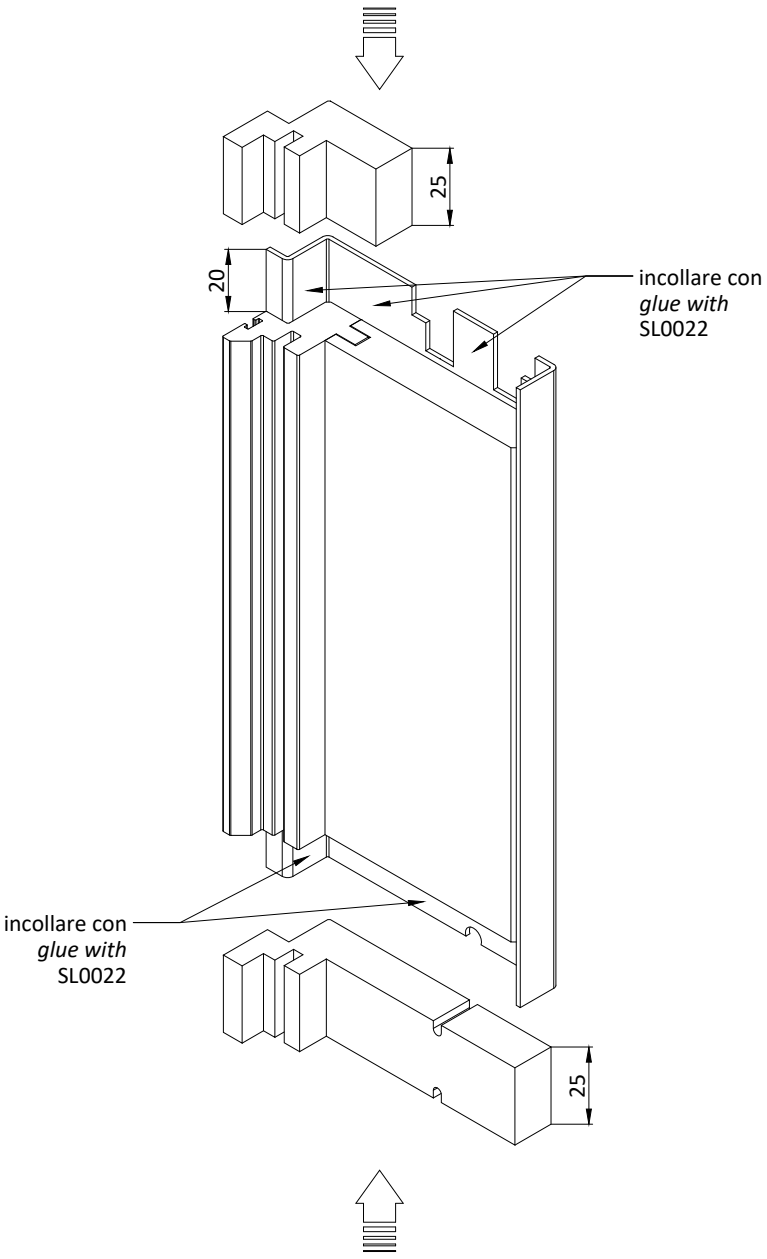
25
20
incollare con
glue with
SL0022
incollare con
glue with
SL0022
25

1) Profilo metallico | *Metallic profile*

2) Estruso in PVC rigido | *Extruded PVC profile*

3) Estruso in PVC rigido | *Extruded PVC profile*

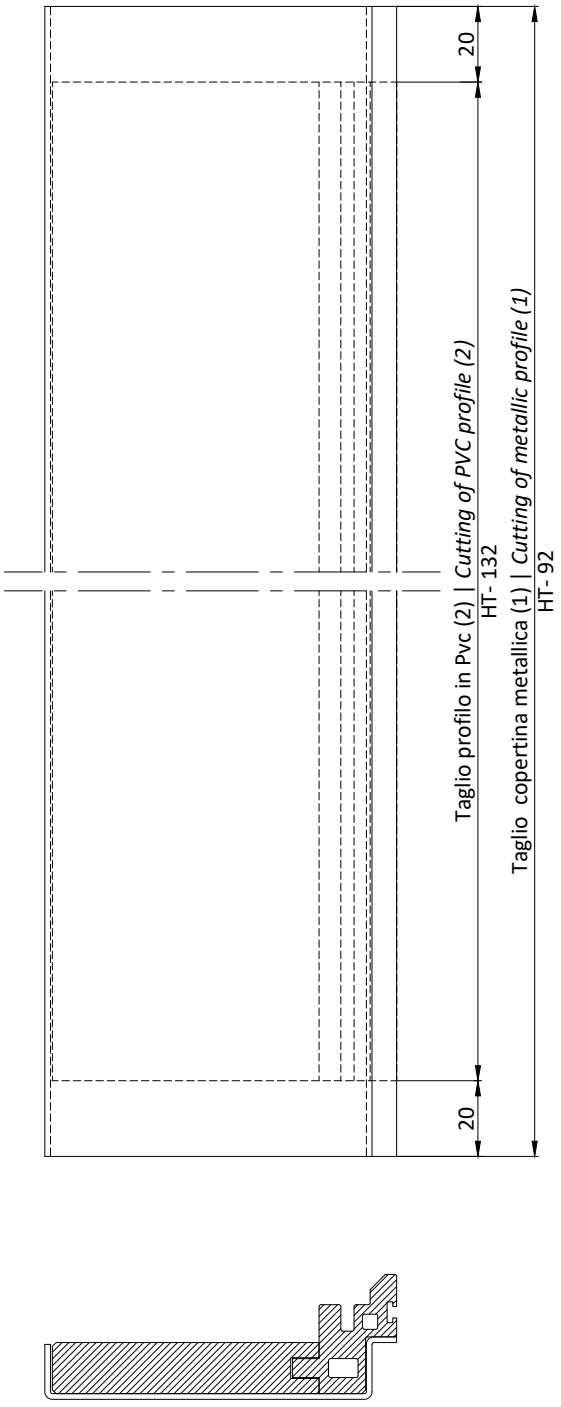

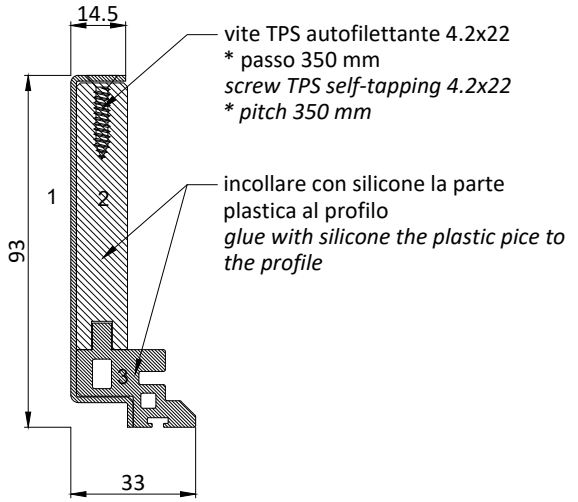

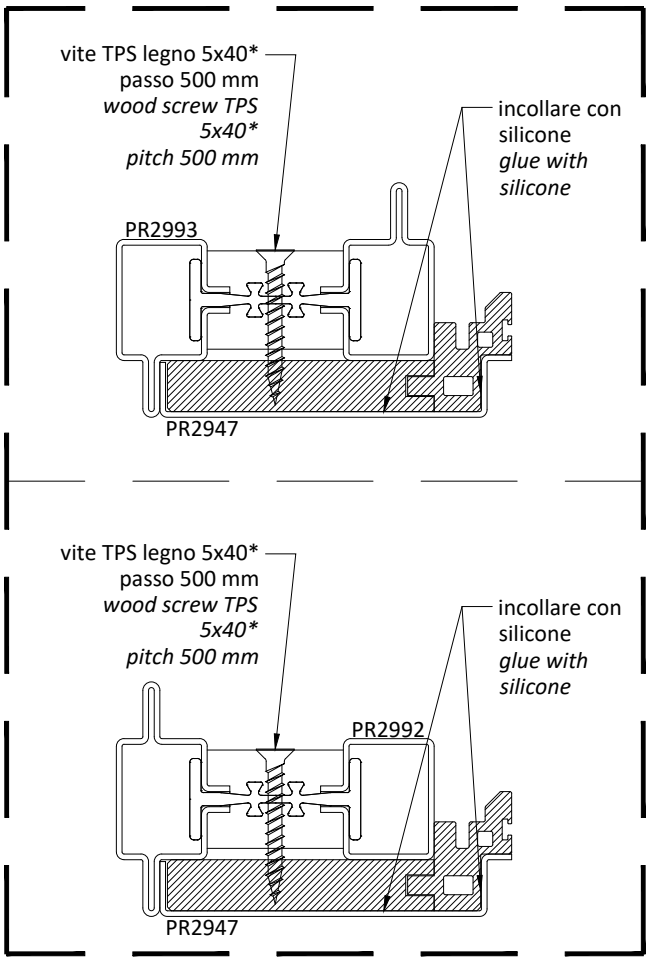

* viti TPS autofilettante 4.2 x 22 e TPS legno 5x40 non comprese

** screws self tapping TPS 4.2 x 22 and wood screws TPS 5X40 not supplied*

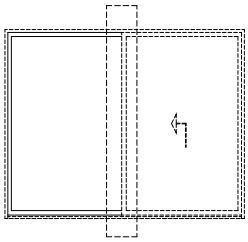

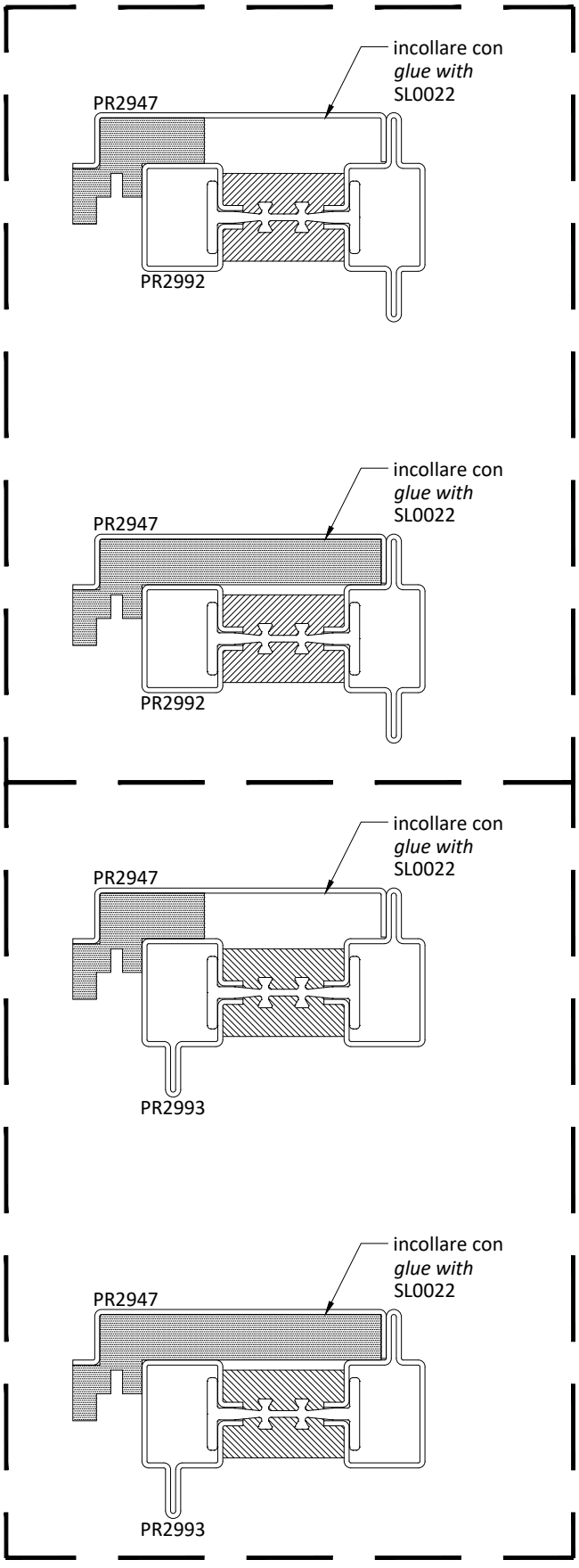
incollare con
glue with
SL0022
PR2947
PR2992
incollare con
glue with
SL0022
PR2947
PR2992
incollare con
glue with
SL0022
PR2947
PR2993
incollare con
glue with
SL0022
PR2947
PR2993

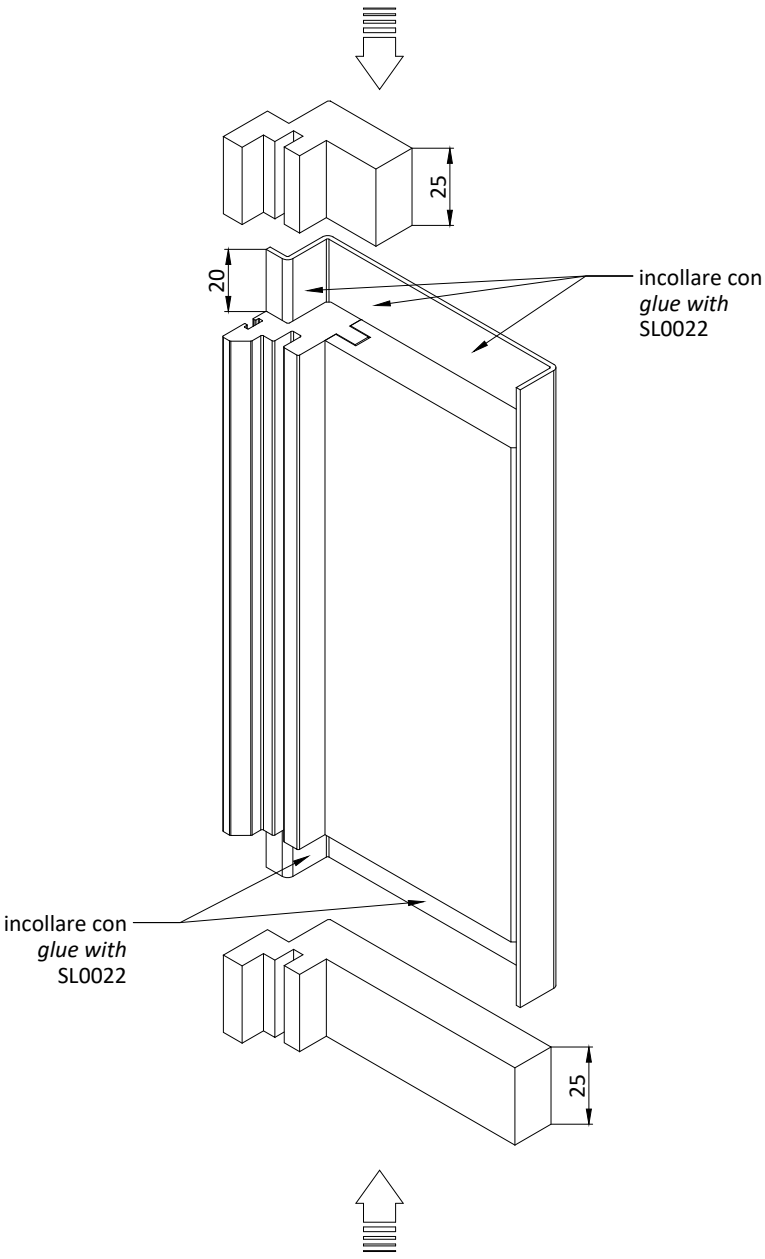
25
20
incollare con
glue with
SL0022
incollare con
glue with
SL0022
25

1) Profilo metallico | *Metallic profile*

2) Estruso in PVC rigido | *Extruded PVC profile*

3) Estruso in PVC rigido | *Extruded PVC profile*

4) Estruso in PVC rigido | *Extruded PVC profile*

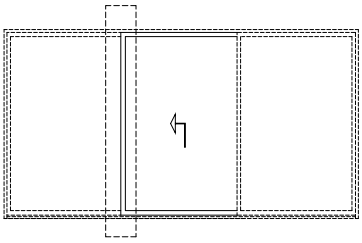

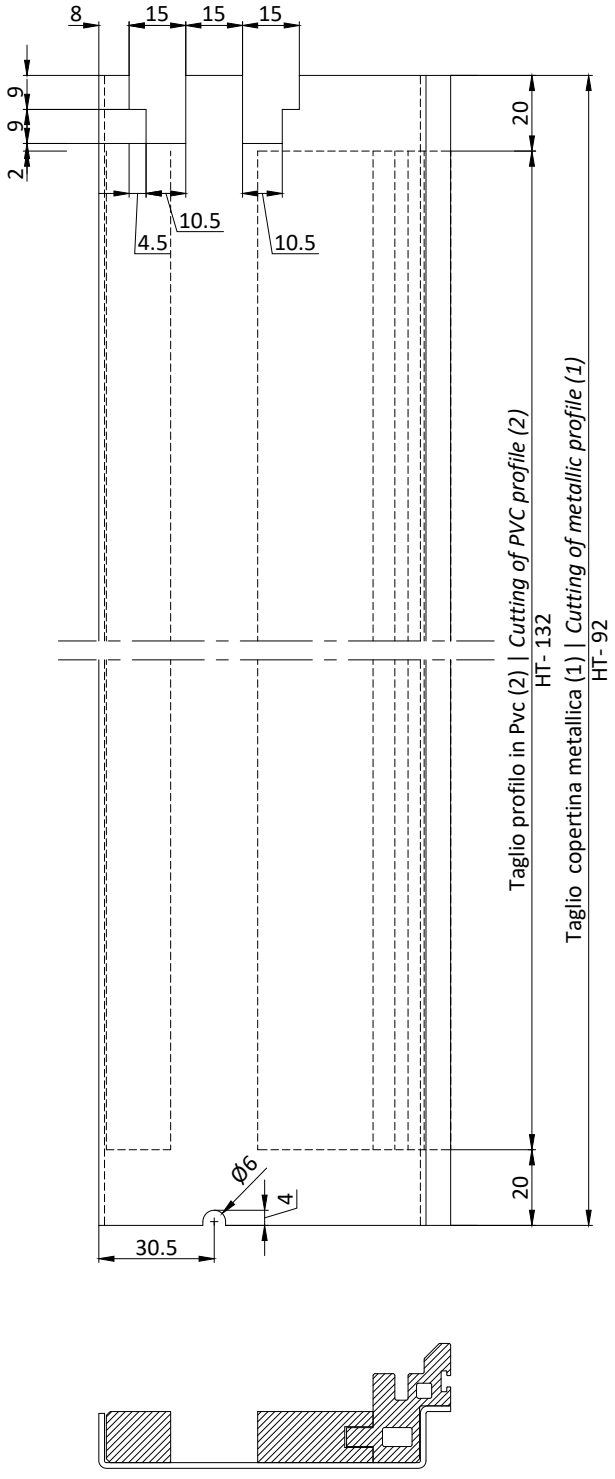

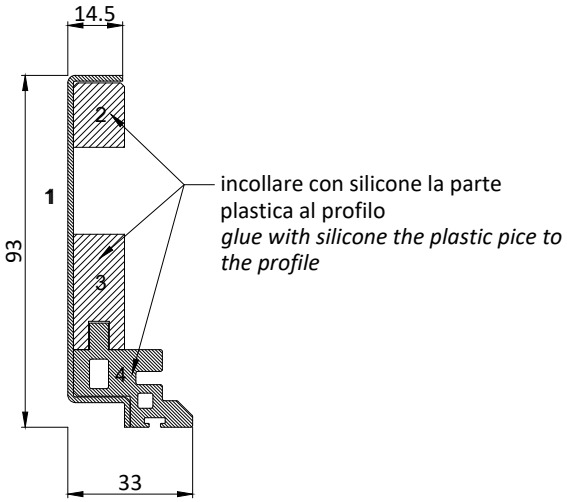

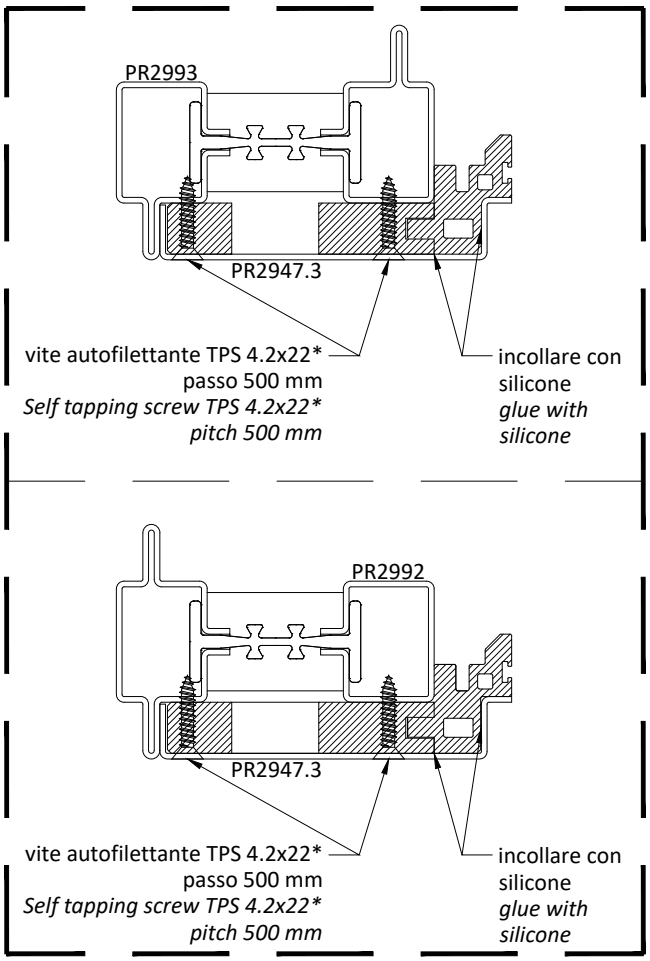

* viti TPS autofilettante 4.2 x 22 non comprese

** screws self tapping TPS 4.2 x 22 not supplied*

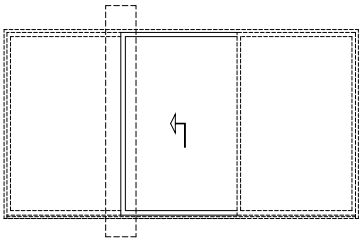

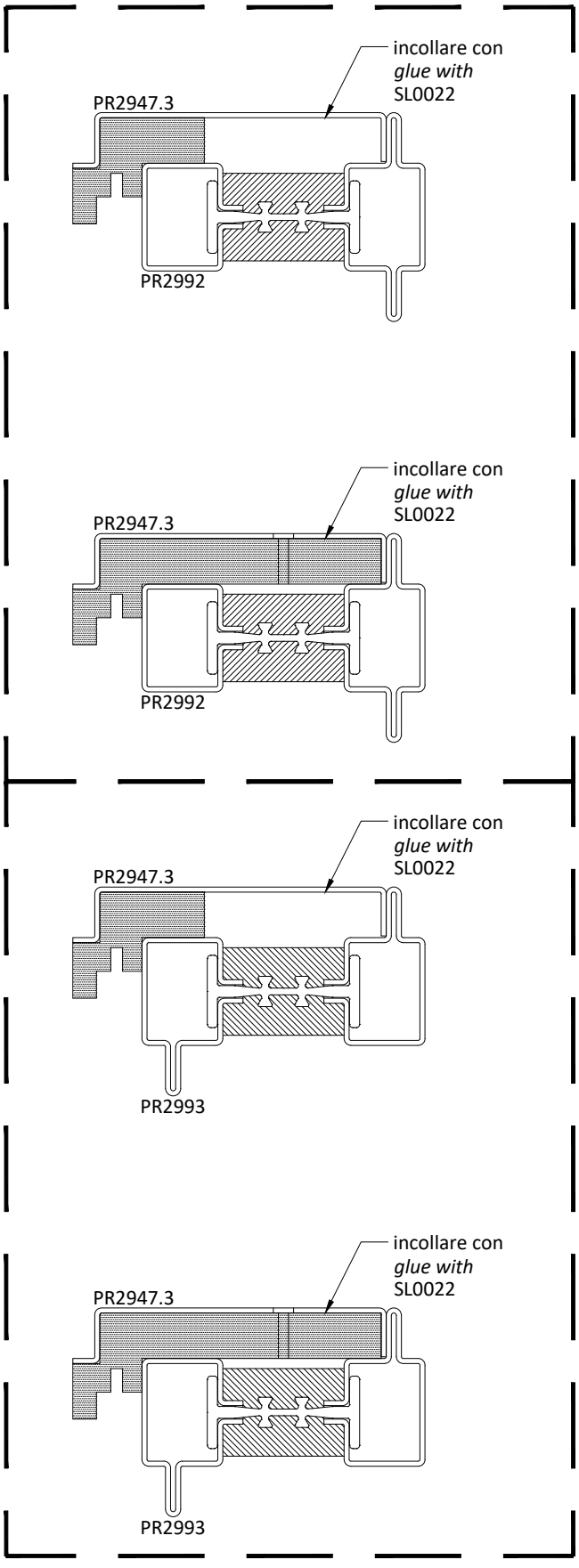
incollare con
glue with
SL0022
PR2947.3
PR2992
incollare con
glue with
SL0022
PR2947.3
PR2992
incollare con
glue with
SL0022
PR2947.3
PR2993
incollare con
glue with
SL0022
PR2947.3
PR2993

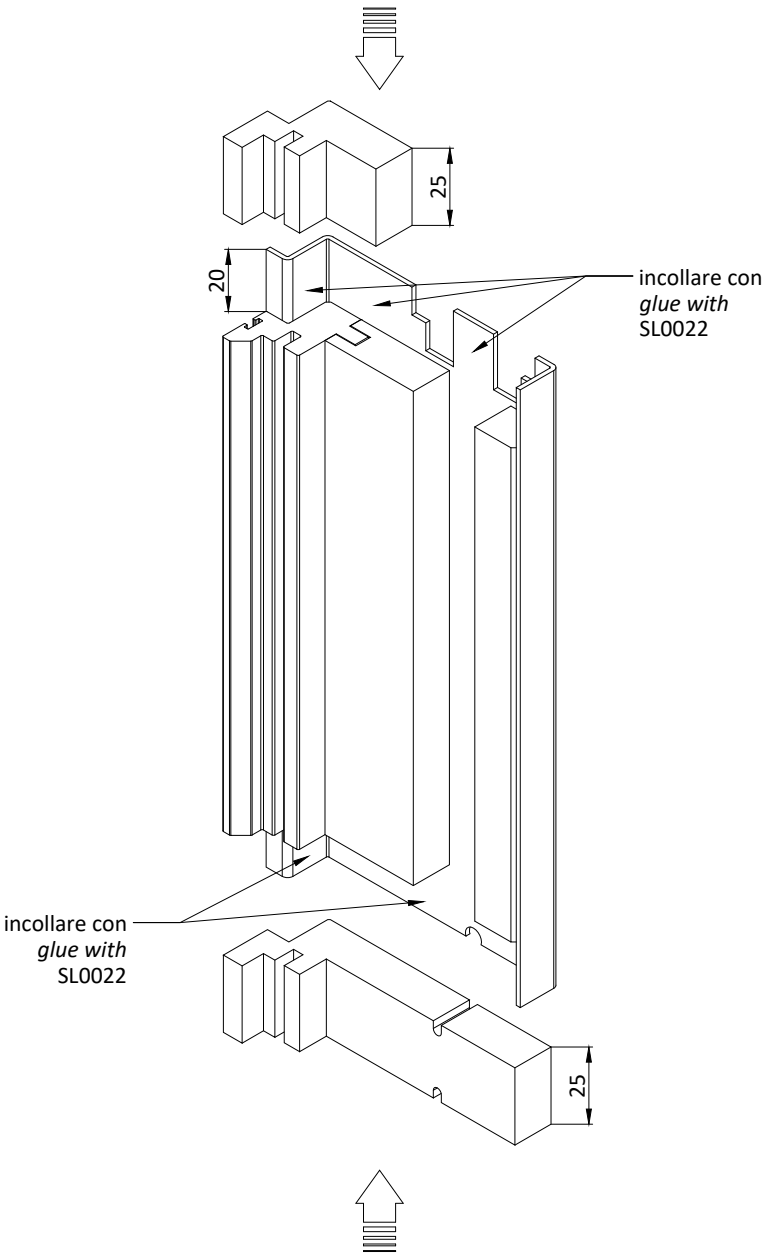
25
20
incollare con
glue with
SL0022
incollare con
glue with
SL0022
25

1) Profilo metallico | *Metallic profile*

2) Estruso in PVC rigido | *Extruded PVC profile*

3) Estruso in PVC rigido | *Extruded PVC profile*

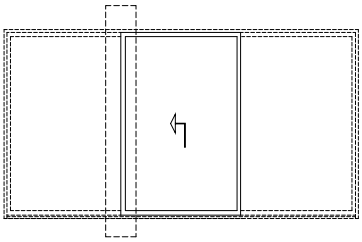

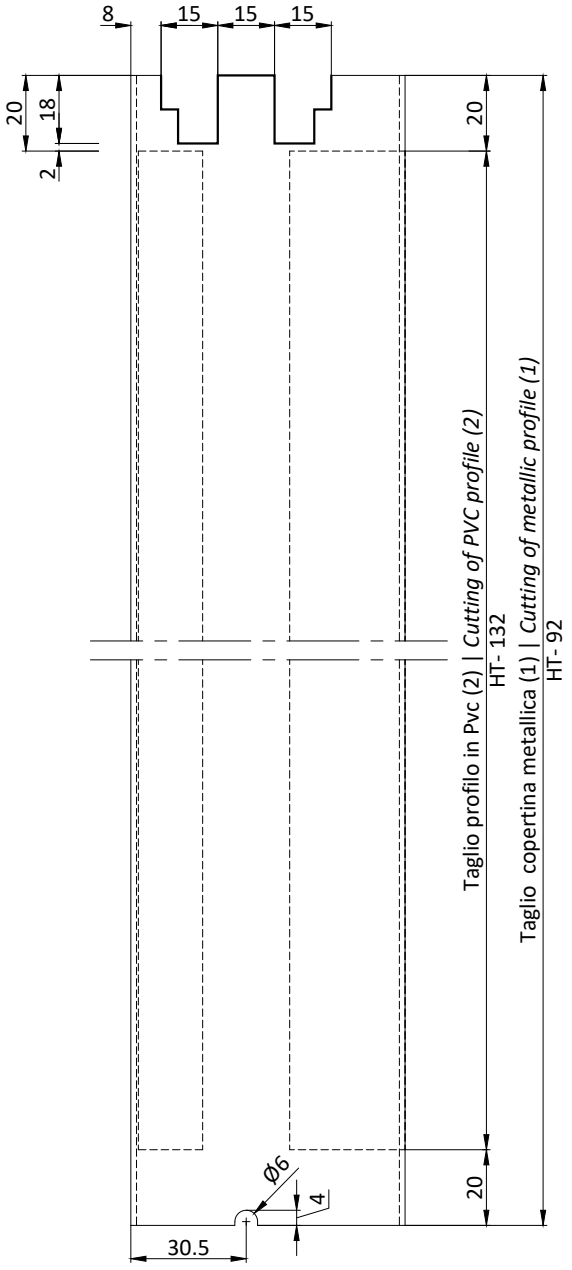

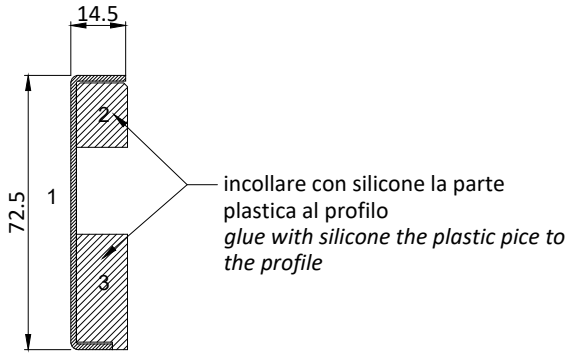

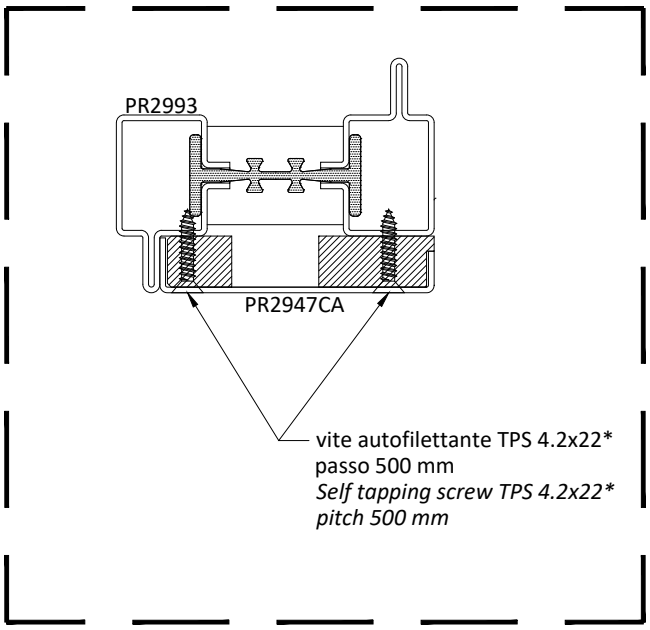

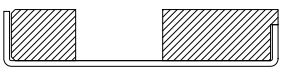

* viti TPS autofilettante 4.2 x 22 non comprese
** screws self tapping TPS 4.2 x 22 not supplied*

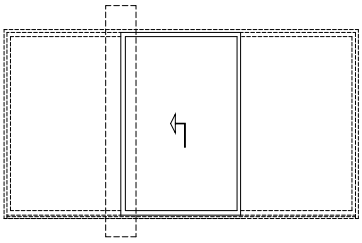

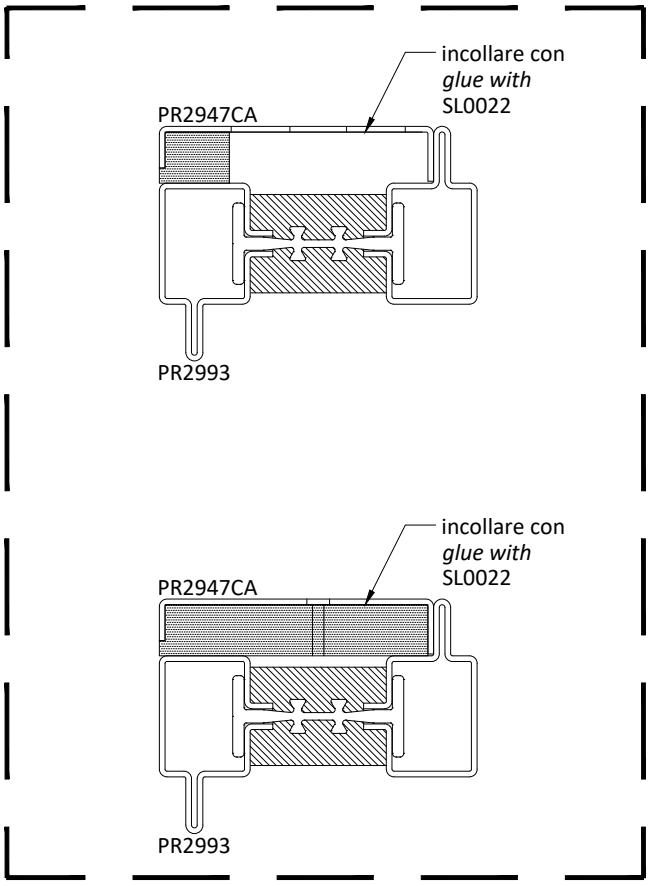
incollare con
glue with
SL0022
PR2947CA
PR2993
incollare con
glue with
SL0022
PR2947CA
PR2993

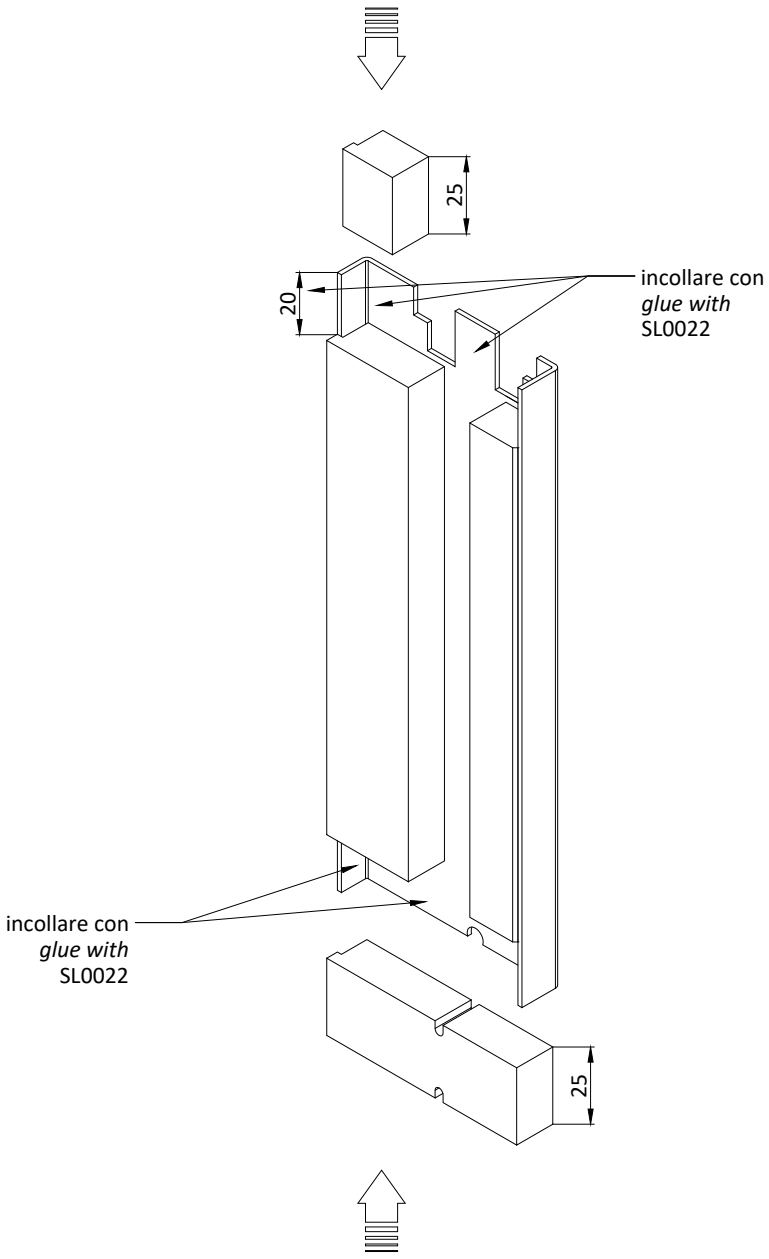
25
20
incollare con
glue with
SL0022
incollare con
glue with
SL0022
25

1) Profilo metallico | *Metallic profile*

2) Estruso in PVC rigido | *Extruded PVC profile*

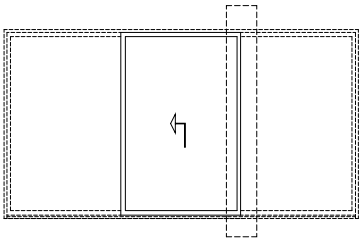

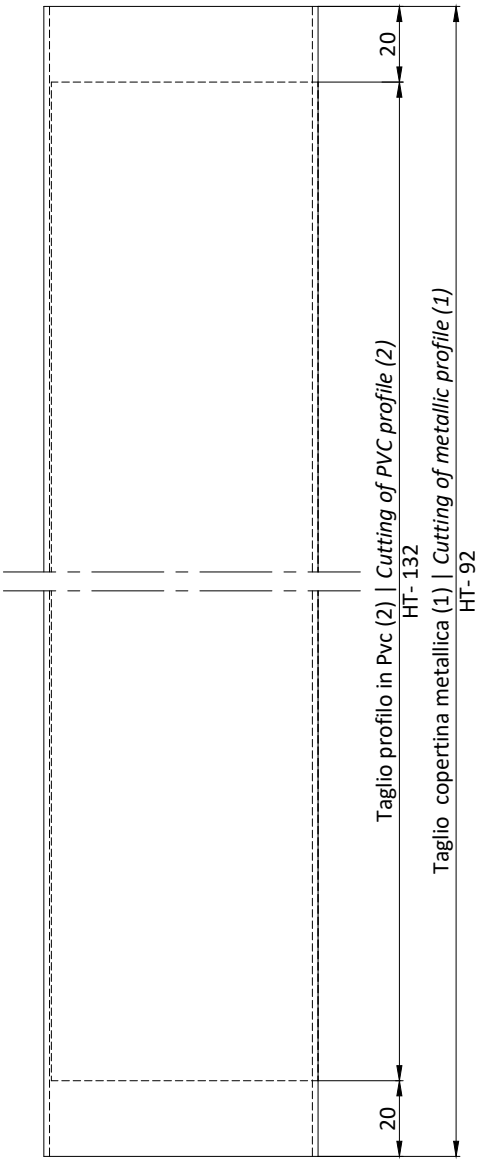

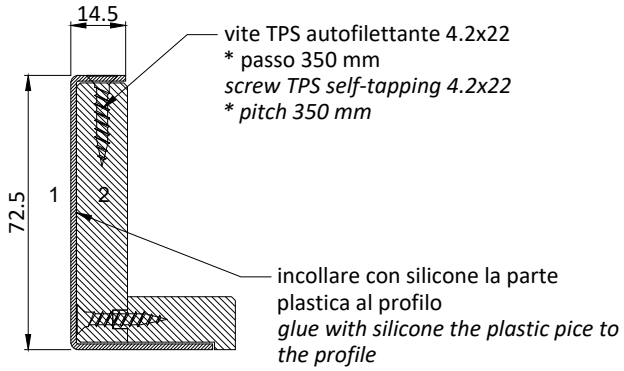

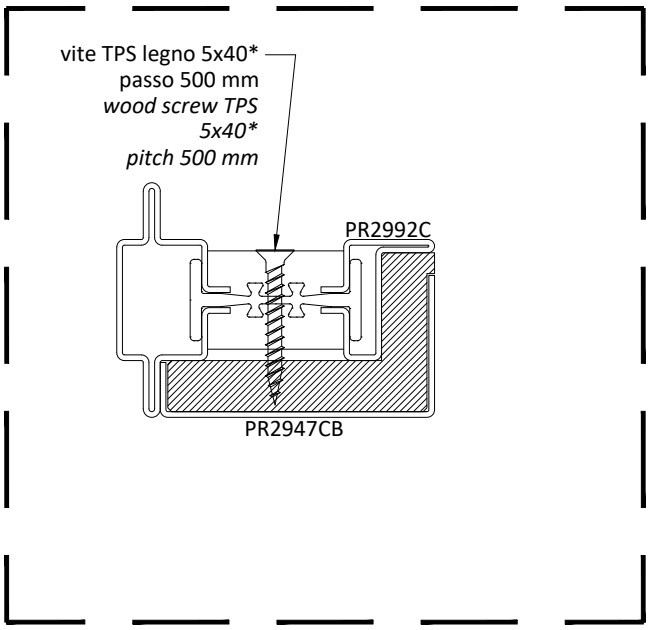

* viti TPS autofilettante 4.2x22 e TPS legno 5x40 non comprese
** screws self tapping TPS 4.2x22 and wood screws TPS 5x40 not supplied*

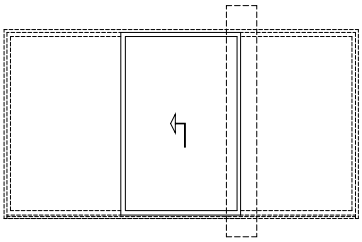

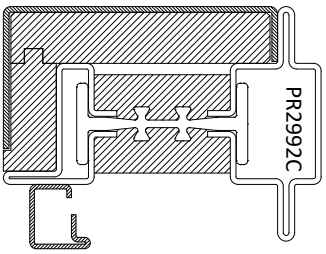
PR2992C

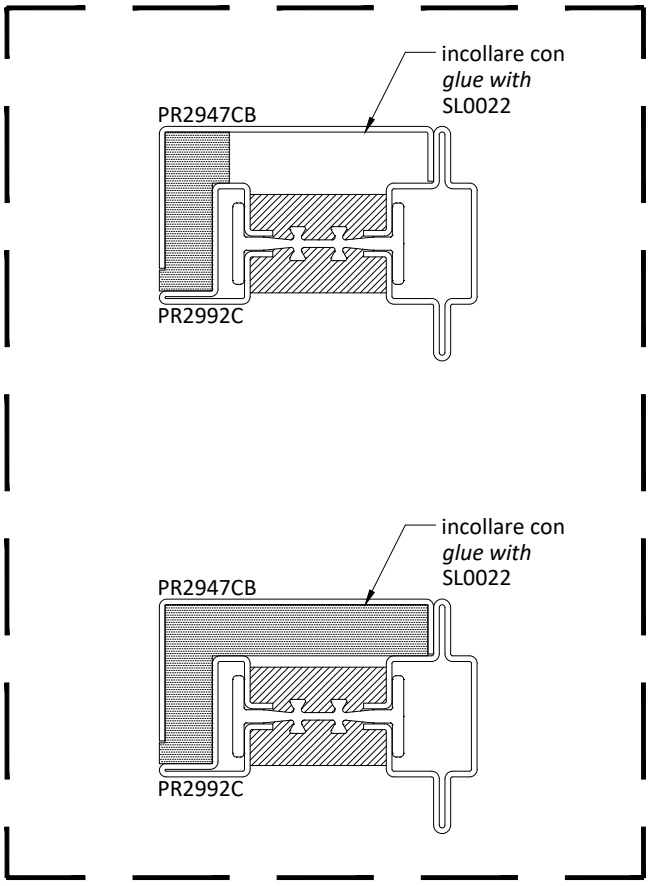
incollare con
glue with
SL0022
PR2947CB
PR2992C
incollare con
glue with
SL0022
PR2947CB
PR2992C

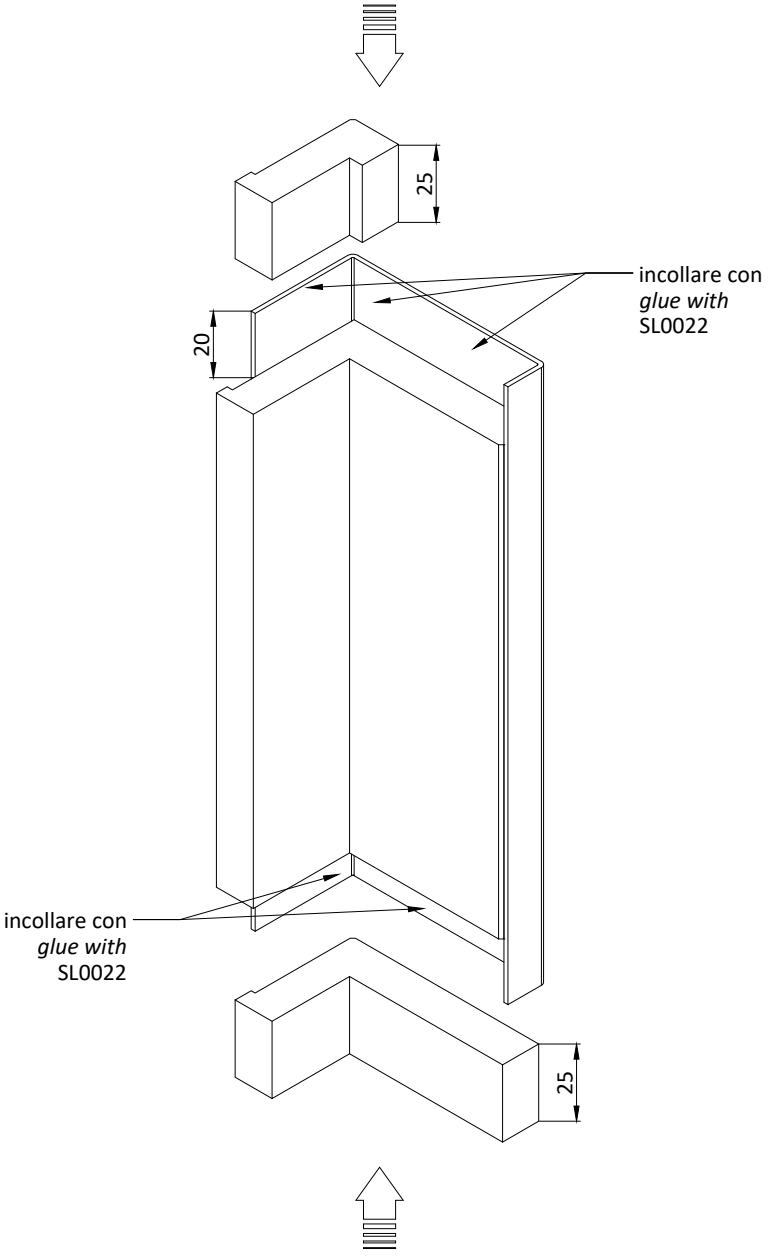
25
incollare con
glue with
SL0022
20
incollare con
glue with
SL0022
25

1) Profilo metallico | *Metallic profile*

2) Estruso in PVC rigido | *Extruded PVC profile*

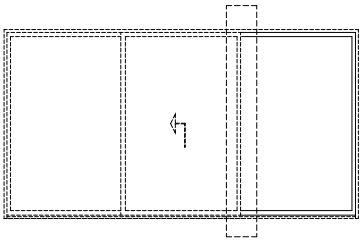

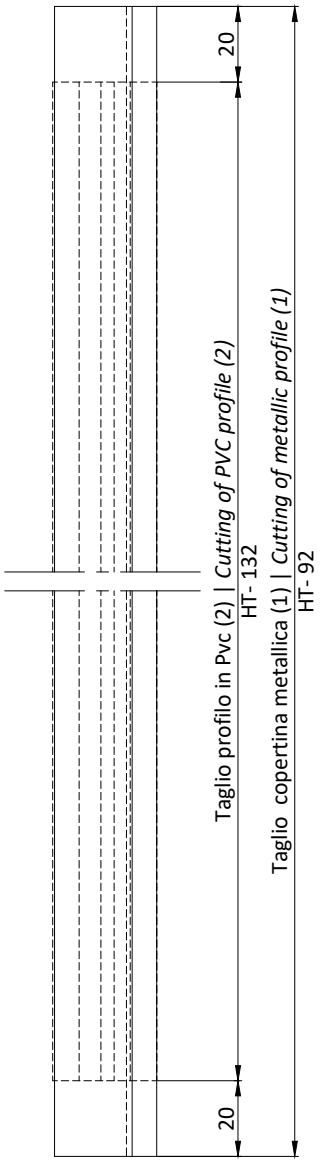

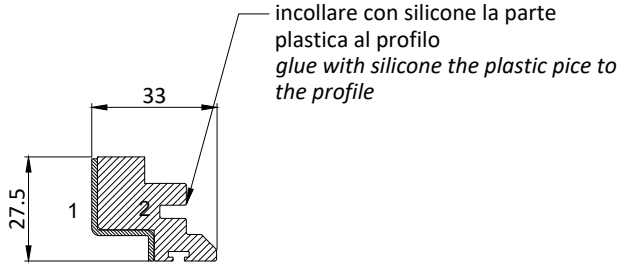

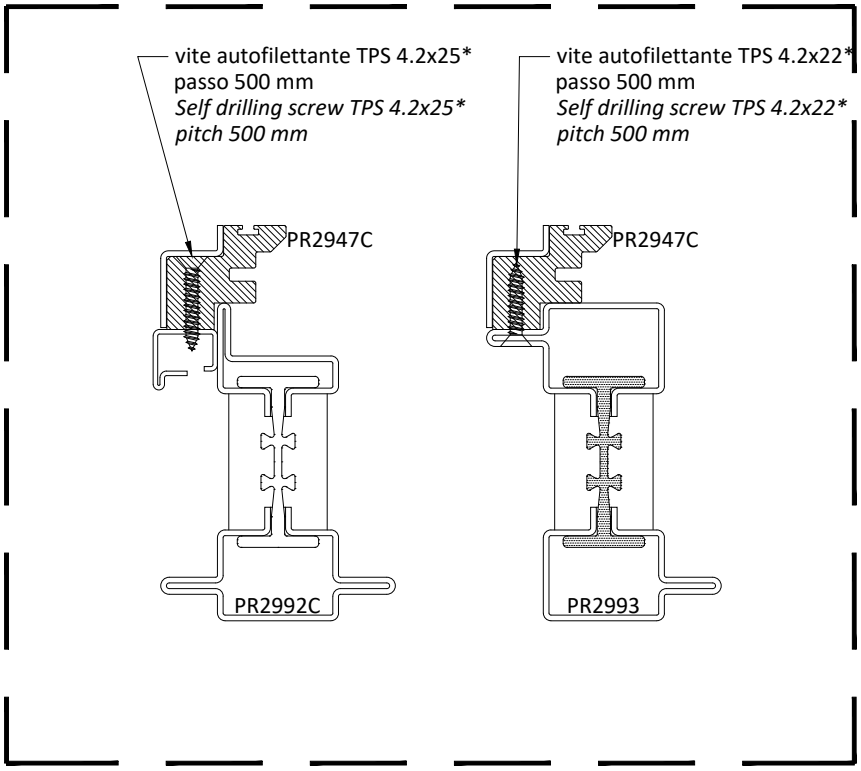

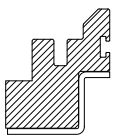

* viti TPS autofilettante 4.2x22 e 4.2x25 non comprese

* *screws self tapping TPS 4.2x22 and 4.2x25 not supplied*

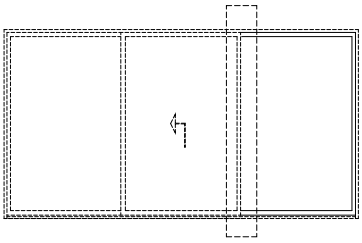

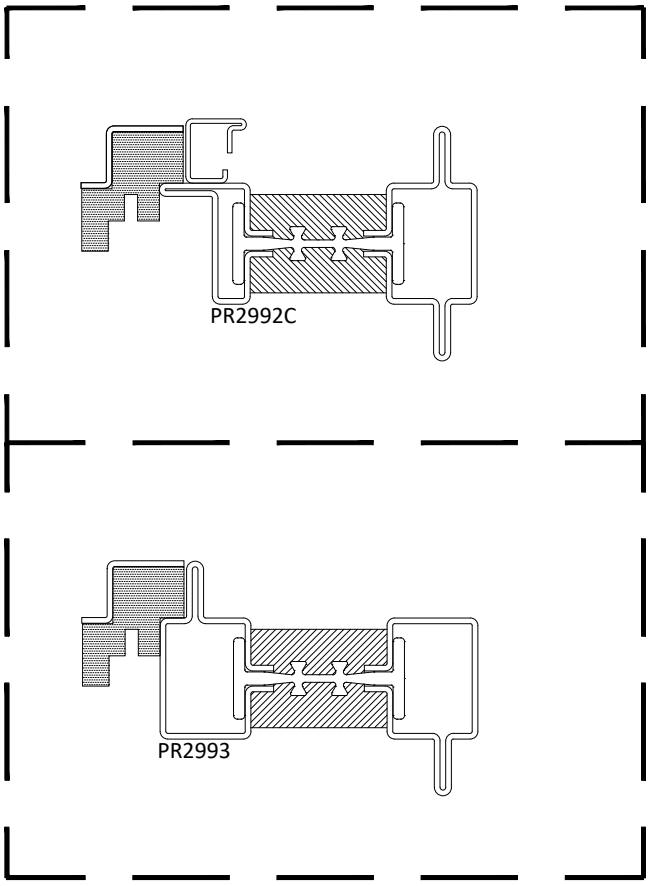
PR2992C
PR2993

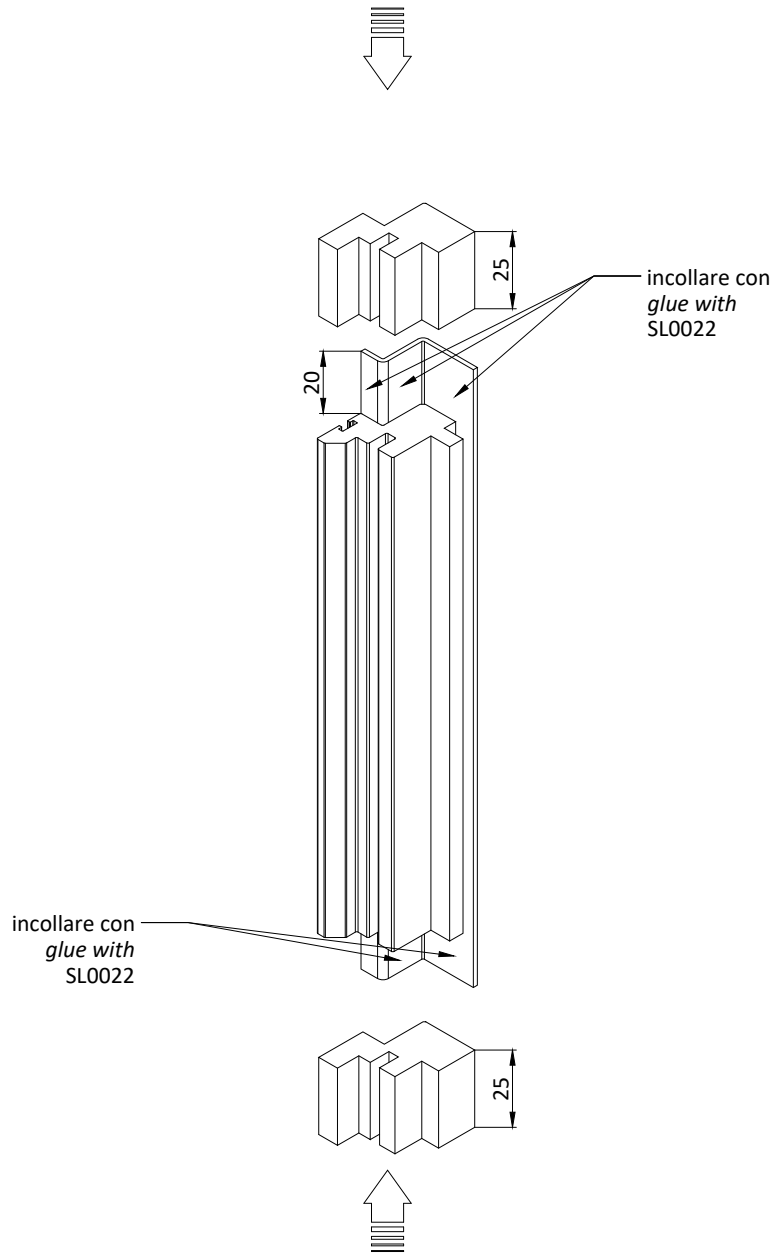
25
20
incollare con
glue with
SL0022
incollare con
glue with
SL0022
25

1) Profilo metallico | *Metallic profile*

2) Estruso in PVC rigido | *Extruded PVC profile*

3) Estruso in PVC rigido | *Extruded PVC profile*

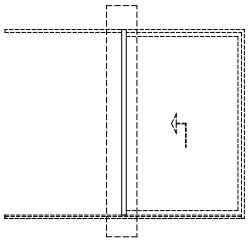

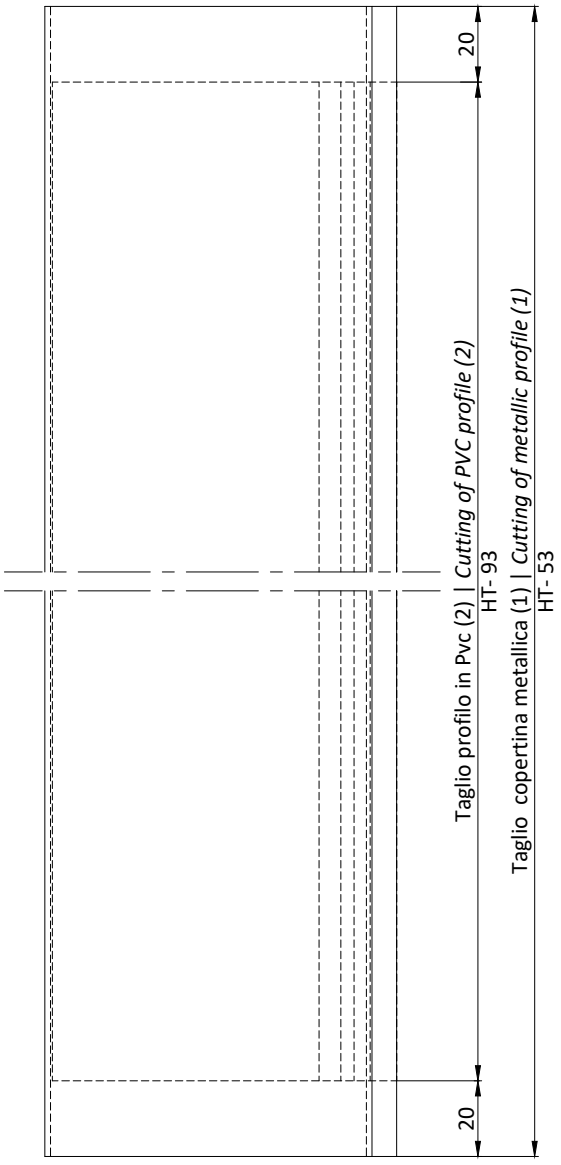

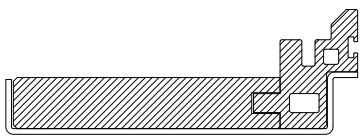

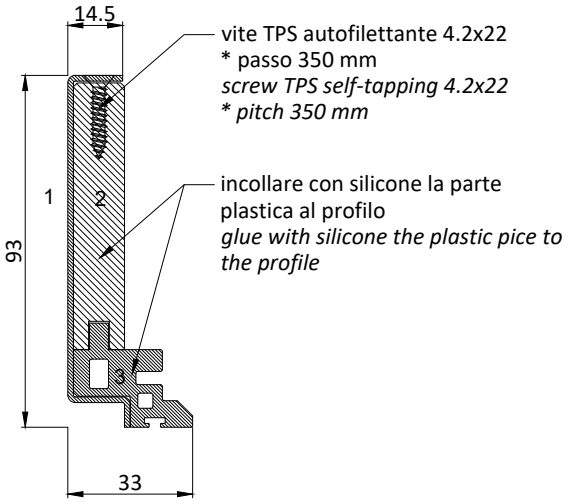

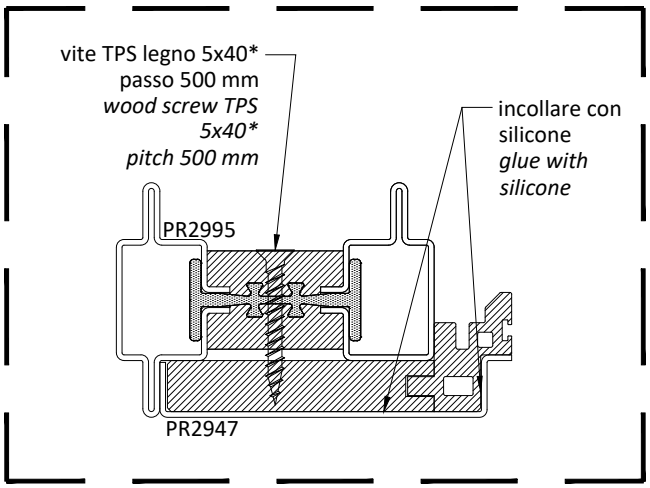

* viti TPS autofilettante 4.2 x 22 e TPS legno 5x40 non comprese

** screws self tapping TPS 4.2 x 22 and wood screws TPS 5X40 not supplied*

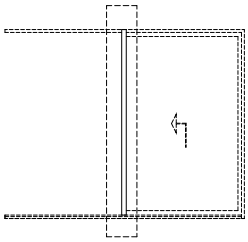

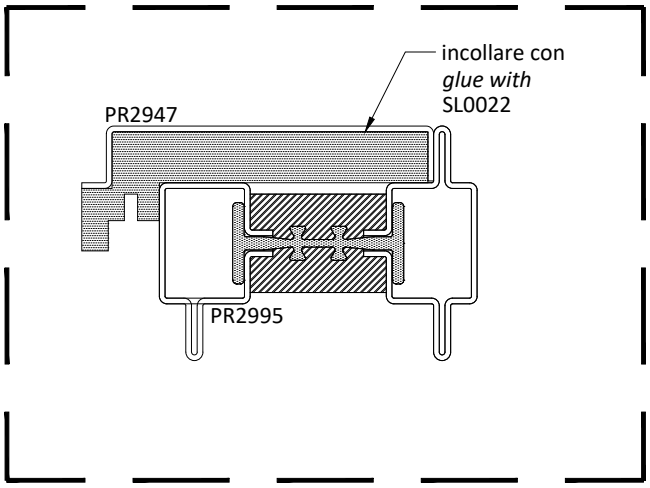
incollare con
glue with
SL0022
PR2947
PR2995

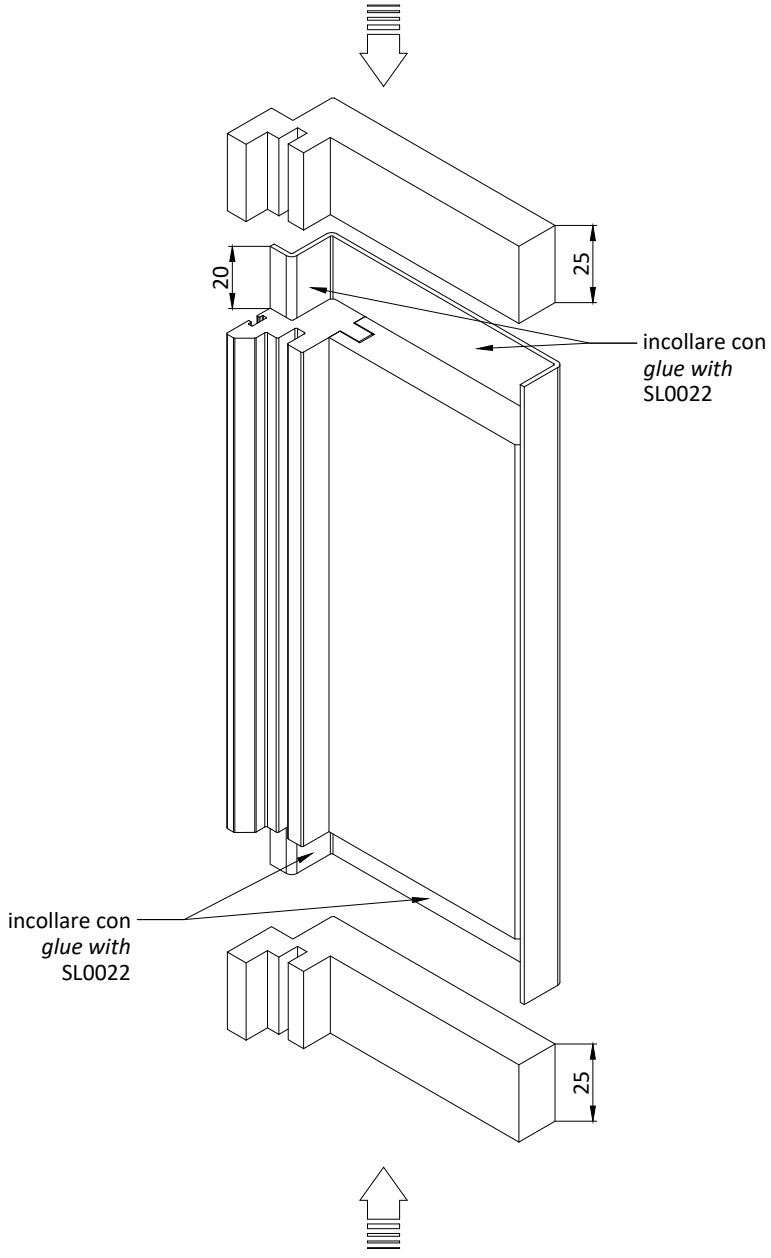
20
25
incollare con
glue with
SL0022
incollare con
glue with
SL0022
25

Schema | *Type* S1

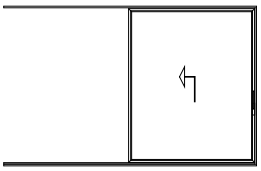

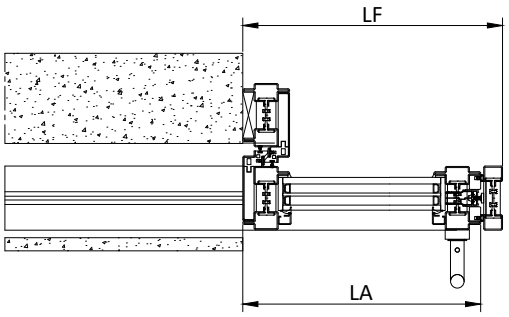

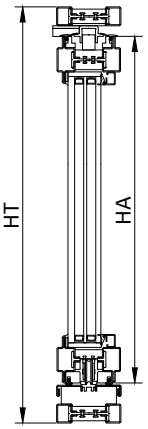

Dimensione anta
Sash dimension LA = LF- 29 HA = HT - 92

Schema | *Type* T1

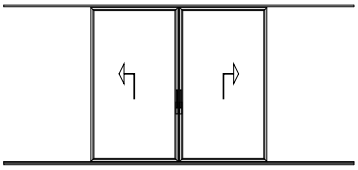

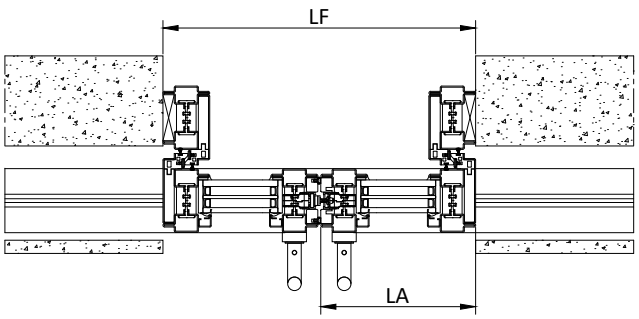

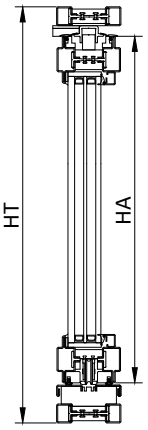

Dimensione anta
Sash dimension LA = LF/2 -2 HA = HT - 92

Schema | *Type* A - B

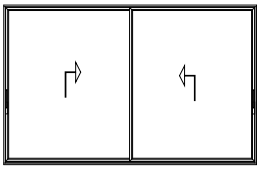

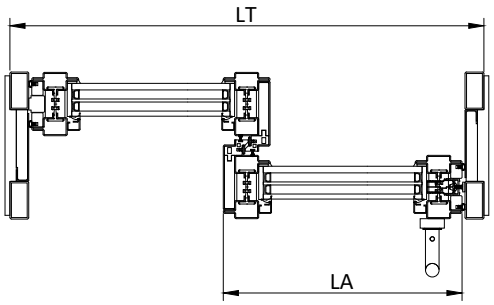

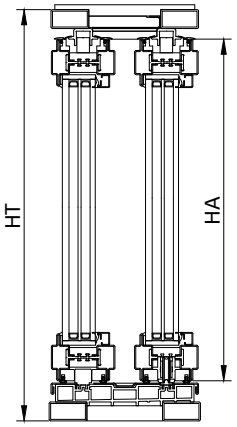

Dimensione anta
Sash dimension LA = LT/2 + 2 HA = HT - 92

Schema | *Type* C

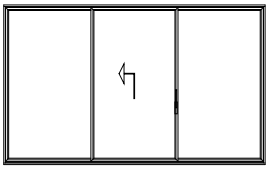

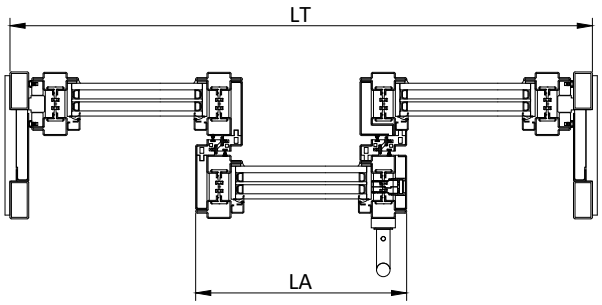

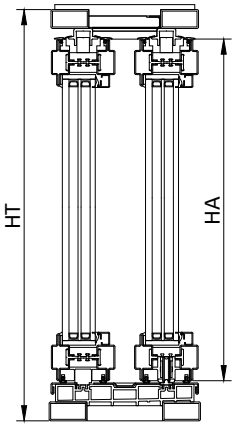

Dimensione anta
Sash dimension LA = LT/3 + 22 HA = HT - 92

Schema | *Type* E - F

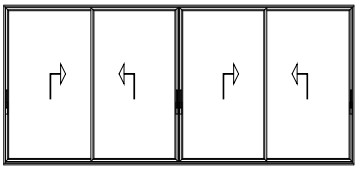

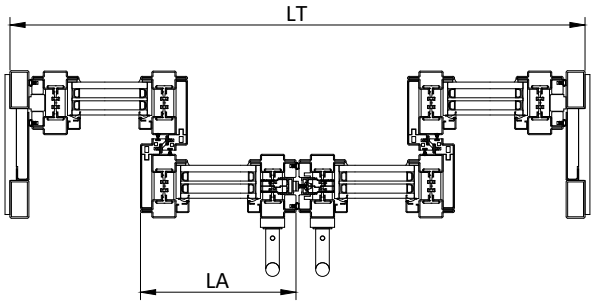

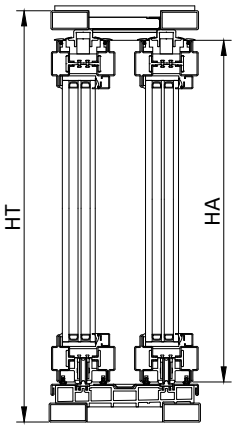

Dimensione anta
Sash dimension LA = LT/4 + 15.5 HA = HT - 92

Schema | *Type* S2

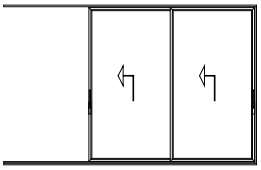

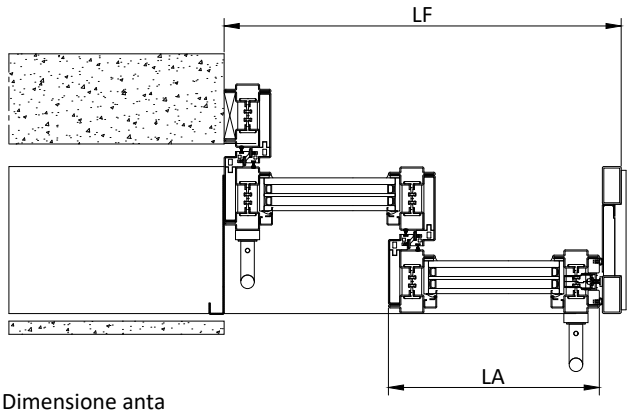

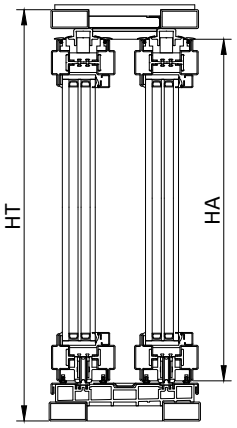

Dimensione anta
Sash dimension LA = LF/2 + 16.5 HA = HT - 92

Schema | *Type* T2

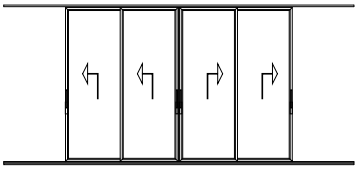

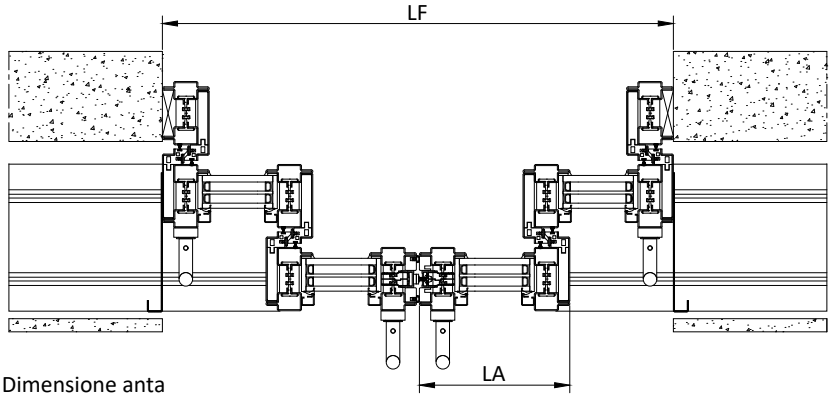

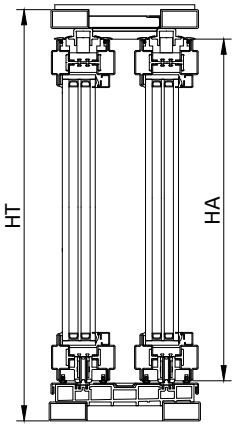

Dimensione anta
Sash dimension LA = LF/4 + 30 HA = HT - 92

Schema | *Type* A3 - B3 - C3

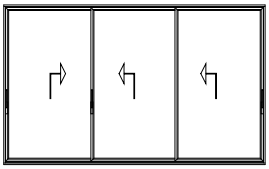

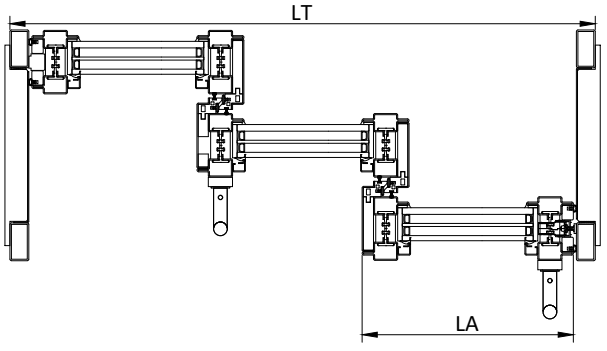

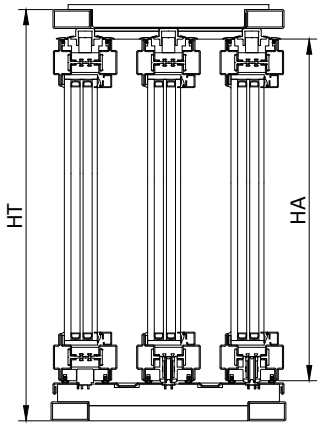

Dimensione anta
Sash dimension LA = LT/3 + 22 HA = HT - 92

Schema | *Type* E3 - F3

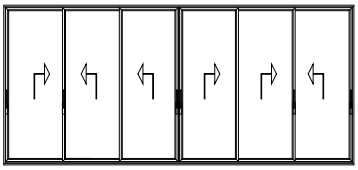

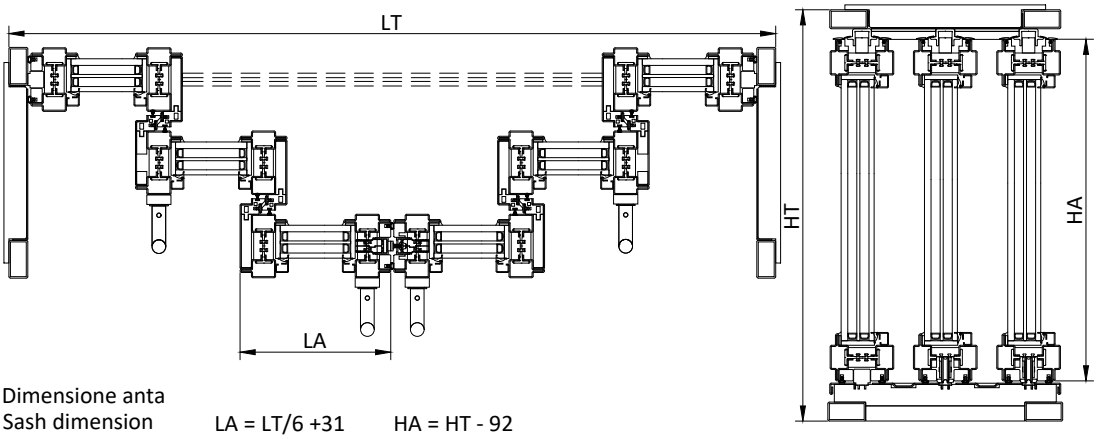

Dimensione anta
Sash dimension LA = LT/6 +31 HA = HT - 92

Schema | *Type* E - S3

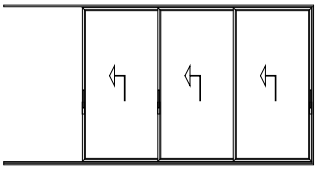

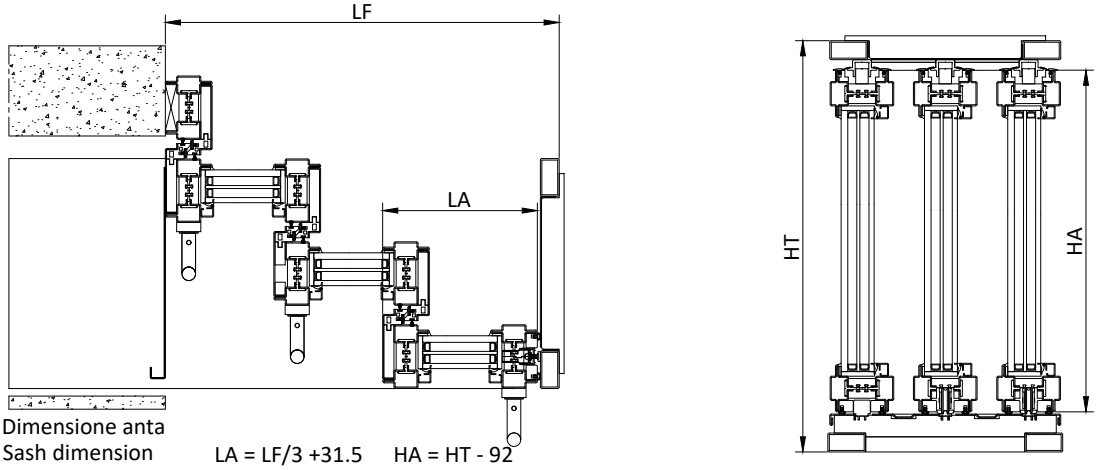

Dimensione anta
Sash dimension LA = LF/3 +31.5 HA = HT - 92

Schema | *Type* T3

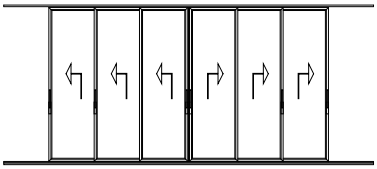

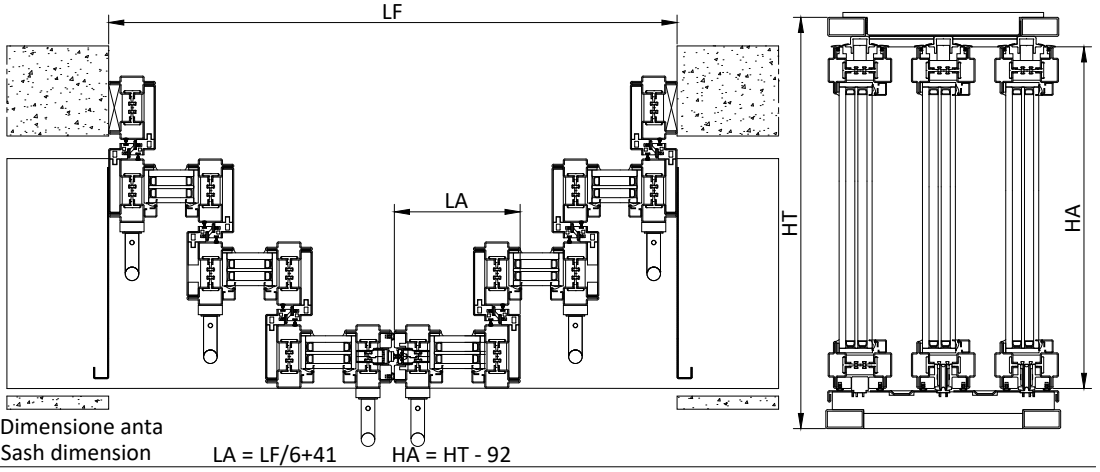

Dimensione anta
Sash dimension LA = LF/6+41 HA = HT - 92

Schema | *Type* A

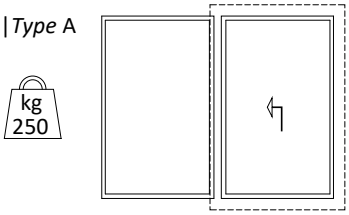

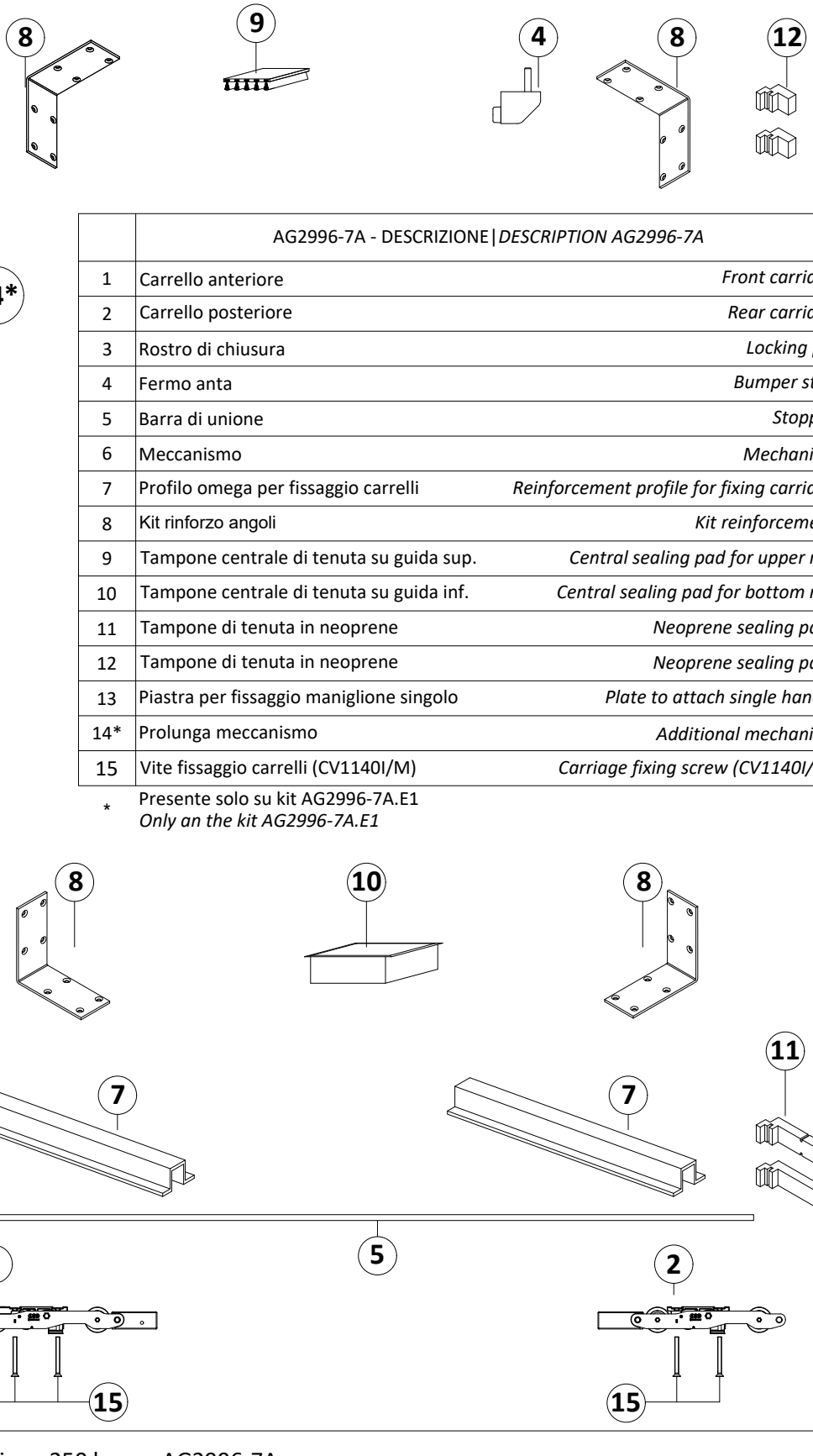

	AG2996-7A - DESCRIZIONE | *DESCRIPTION AG2996-7A*	
1	Carrello anteriore	*Front carriage*
2	Carrello posteriore	*Rear carriage*
3	Rostro di chiusura	*Locking pin*
4	Fermo anta	*Bumper stop*
5	Barra di unione	*Stopper*
6	Meccanismo	*Mechanism*
7	Profilo omega per fissaggio carrelli	*Reinforcement profile for fixing carriage*
8	Kit rinforzo angoli	*Kit reinforcement*
9	Tampone centrale di tenuta su guida sup.	*Central sealing pad for upper rail*
10	Tampone centrale di tenuta su guida inf.	*Central sealing pad for bottom rail*
11	Tampone di tenuta in neoprene	*Neoprene sealing pads*
12	Tampone di tenuta in neoprene	*Neoprene sealing pads*
13	Piastra per fissaggio maniglione singolo	*Plate to attach single handle*
14*	Prolunga meccanismo	*Additional mechanism*
15	Vite fissaggio carrelli (CV1140I/M)	*Carriage fixing screw (CV1140I/M)*

* Presente solo su kit AG2996-7A.E1
Only an the kit AG2996-7A.E1

Schema | *Type* B

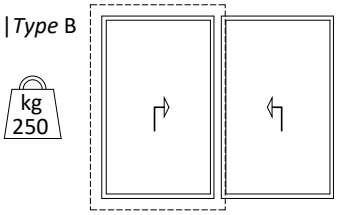

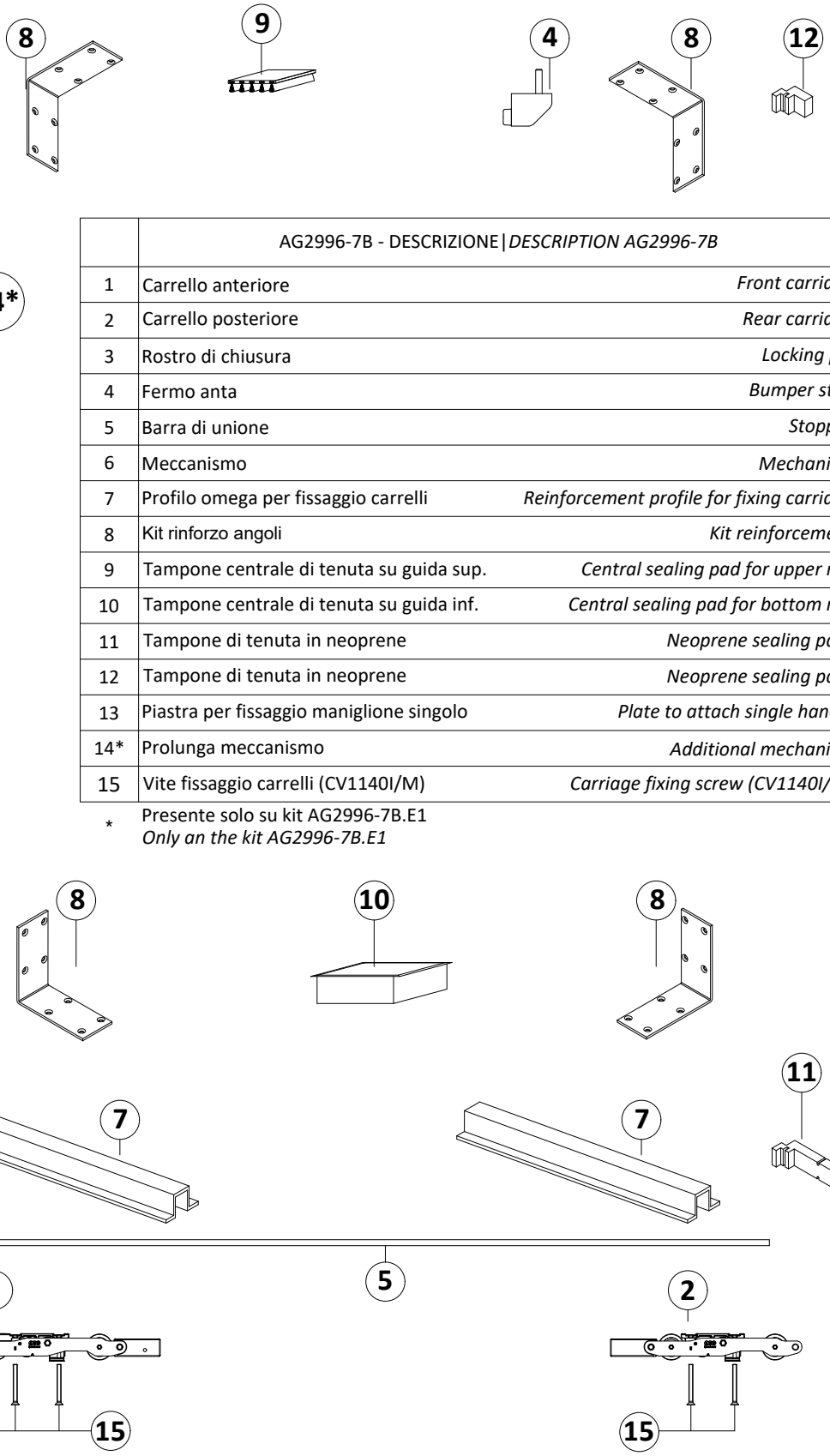

	AG2996-7B - DESCRIZIONE | *DESCRIPTION AG2996-7B*	
1	Carrello anteriore	*Front carriage*
2	Carrello posteriore	*Rear carriage*
3	Rostro di chiusura	*Locking pin*
4	Fermo anta	*Bumper stop*
5	Barra di unione	*Stopper*
6	Meccanismo	*Mechanism*
7	Profilo omega per fissaggio carrelli	*Reinforcement profile for fixing carriage*
8	Kit rinforzo angoli	*Kit reinforcement*
9	Tampone centrale di tenuta su guida sup.	*Central sealing pad for upper rail*
10	Tampone centrale di tenuta su guida inf.	*Central sealing pad for bottom rail*
11	Tampone di tenuta in neoprene	*Neoprene sealing pads*
12	Tampone di tenuta in neoprene	*Neoprene sealing pads*
13	Piastra per fissaggio maniglione singolo	*Plate to attach single handle*
14*	Prolunga meccanismo	*Additional mechanism*
15	Vite fissaggio carrelli (CV1140I/M)	*Carriage fixing screw (CV1140I/M)*

* Presente solo su kit AG2996-7B.E1
Only an the kit AG2996-7B.E1

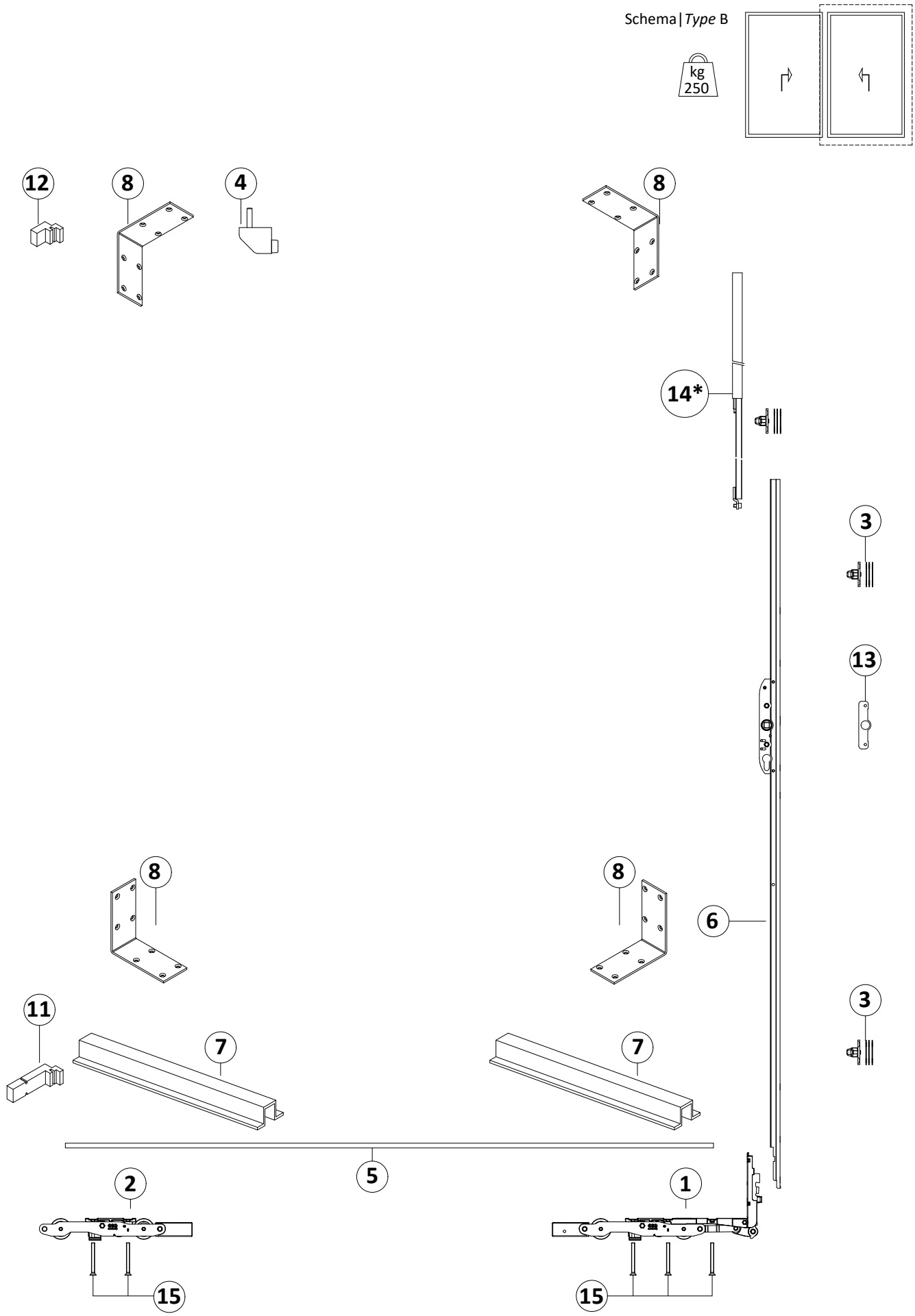
Schema | *Type* B
kg
250
12
8
4
8
14*
3
13
8
8
6
3
11
7
7
5
2
1
15
15

Schema|*Type* C

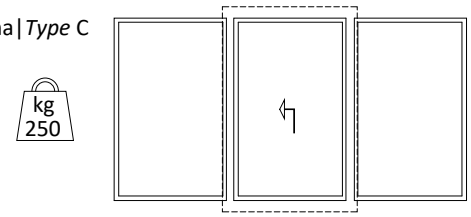

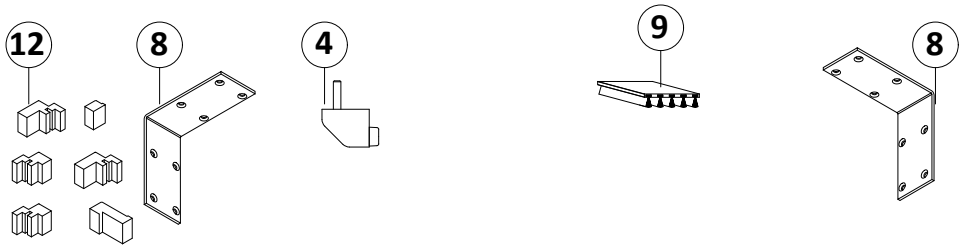

	AG2996-7C - DESCRIZIONE|*DESCRIPTION AG2996-7C*	
1	Carrello anteriore	*Front carriage*
2	Carrello posteriore	*Rear carriage*
3	Rostro di chiusura	*Locking pin*
4	Fermo anta	*Bumper stop*
5	Barra di unione	*Stopper*
6	Meccanismo	*Mechanism*
7	Profilo omega per fissaggio carrelli	*Reinforcement profile for fixing carriage*
8	Kit rinforzo angoli	*Kit reinforcement*
9	Tampone centrale di tenuta su guida sup.	*Central sealing pad for upper rail*
10	Tampone centrale di tenuta su guida inf.	*Central sealing pad for bottom rail*
11	Tampone di tenuta in neoprene	*Neoprene sealing pads*
12	Tampone di tenuta in neoprene	*Neoprene sealing pads*
13	Piastra per fissaggio maniglione singolo	*Plate to attach single handle*
15	Vite fissaggio carrelli (CV1140I/M)	*Carriage fixing screw (CV1140I/M)*

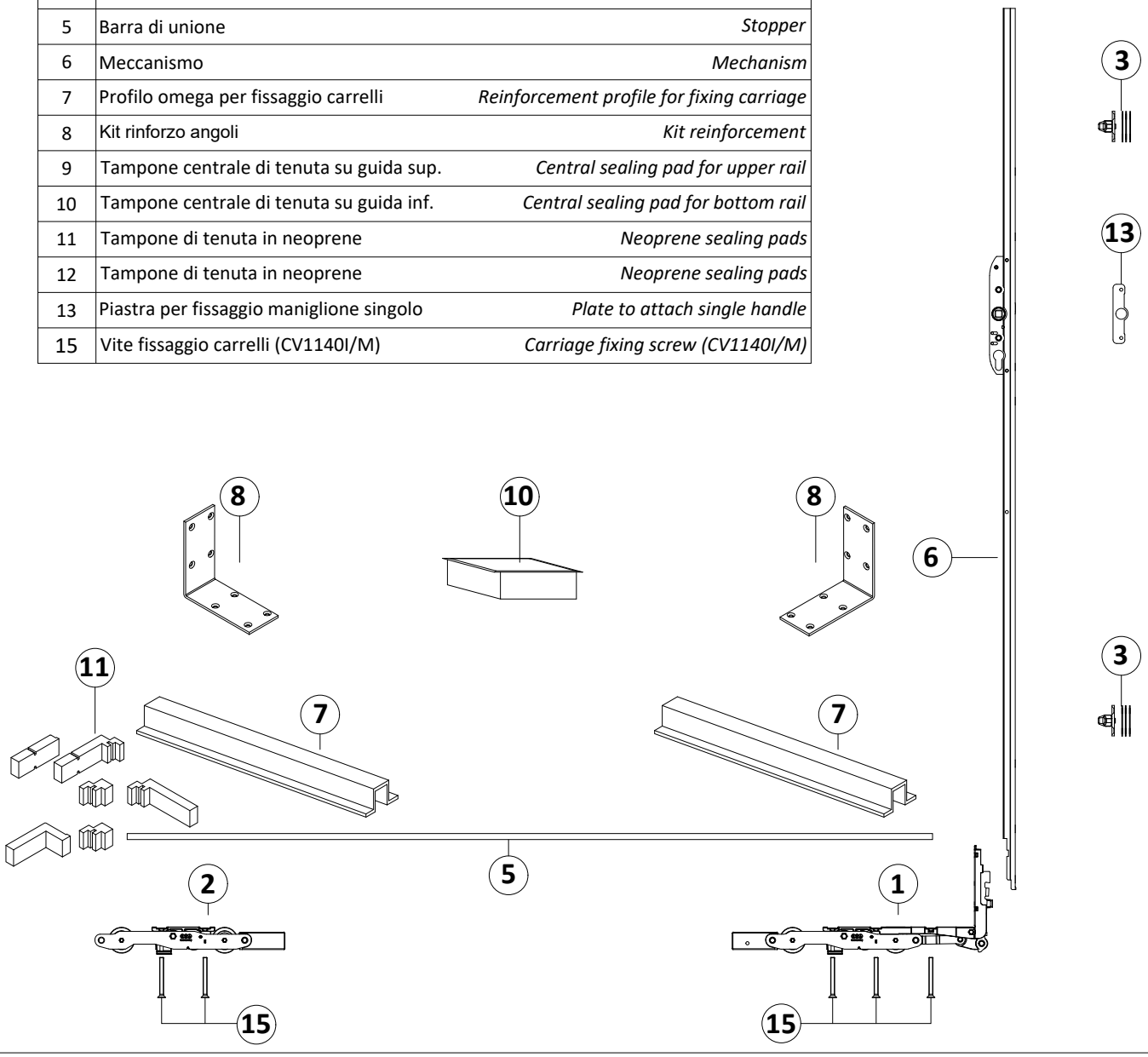

Schema|*Type* E



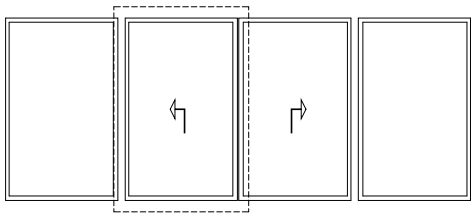



	AG2996E - DESCRIZIONE|*DESCRIPTION AG2996E*	
1	Carrello anteriore	*Front carriage*
2	Carrello posteriore	*Rear carriage*
3	Rostro di chiusura	*Locking pin*
4	Fermo anta	*Bumper stop*
5	Barra di unione	*Stopper*
6	Meccanismo	*Mechanism*
7	Profilo omega per fissaggio carrelli	*Reinforcement profile for fixing carriage*
8	Kit rinforzo angoli	*Kit reinforcement*
9	Tampone centrale di tenuta su guida sup.	*Central sealing pad for upper rail*
10	Tampone centrale di tenuta su guida inf.	*Central sealing pad for bottom rail*
11	Tampone di tenuta in neoprene	*Neoprene sealing pads*
12	Tampone di tenuta in neoprene	*Neoprene sealing pads*
13	Piastra per fissaggio maniglione singolo	*Plate to attach single handle*
14*	Prolunga meccanismo	*Additional mechanism*
15	Vite fissaggio carrelli (CV1140I/M)	*Carriage fixing screw (CV1140I/M)*

* Presente solo su kit AG2996E.E1
Only an the kit AG2996E.E1

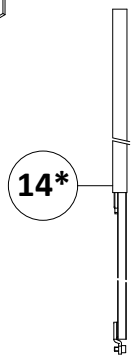

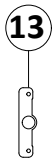

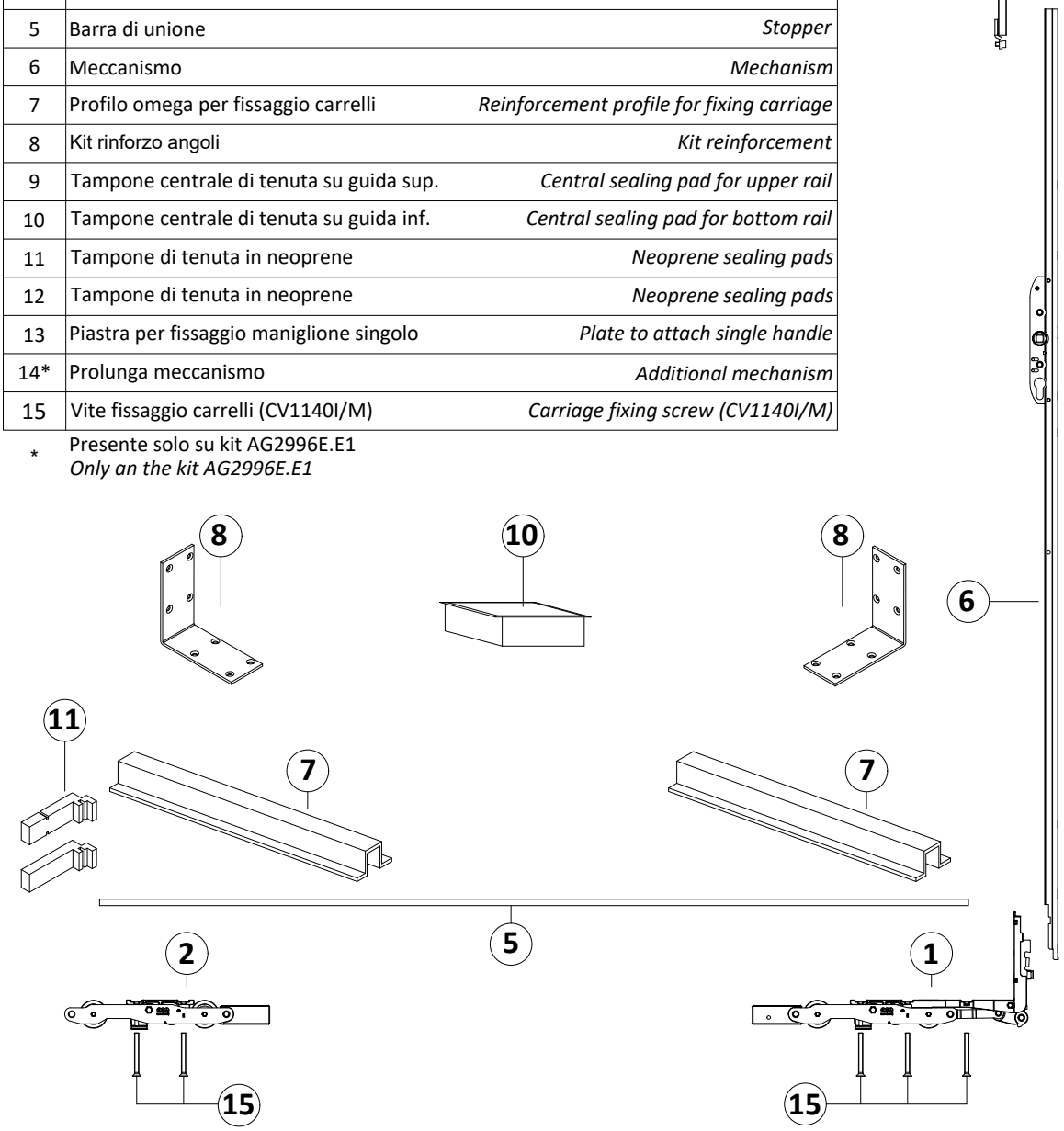

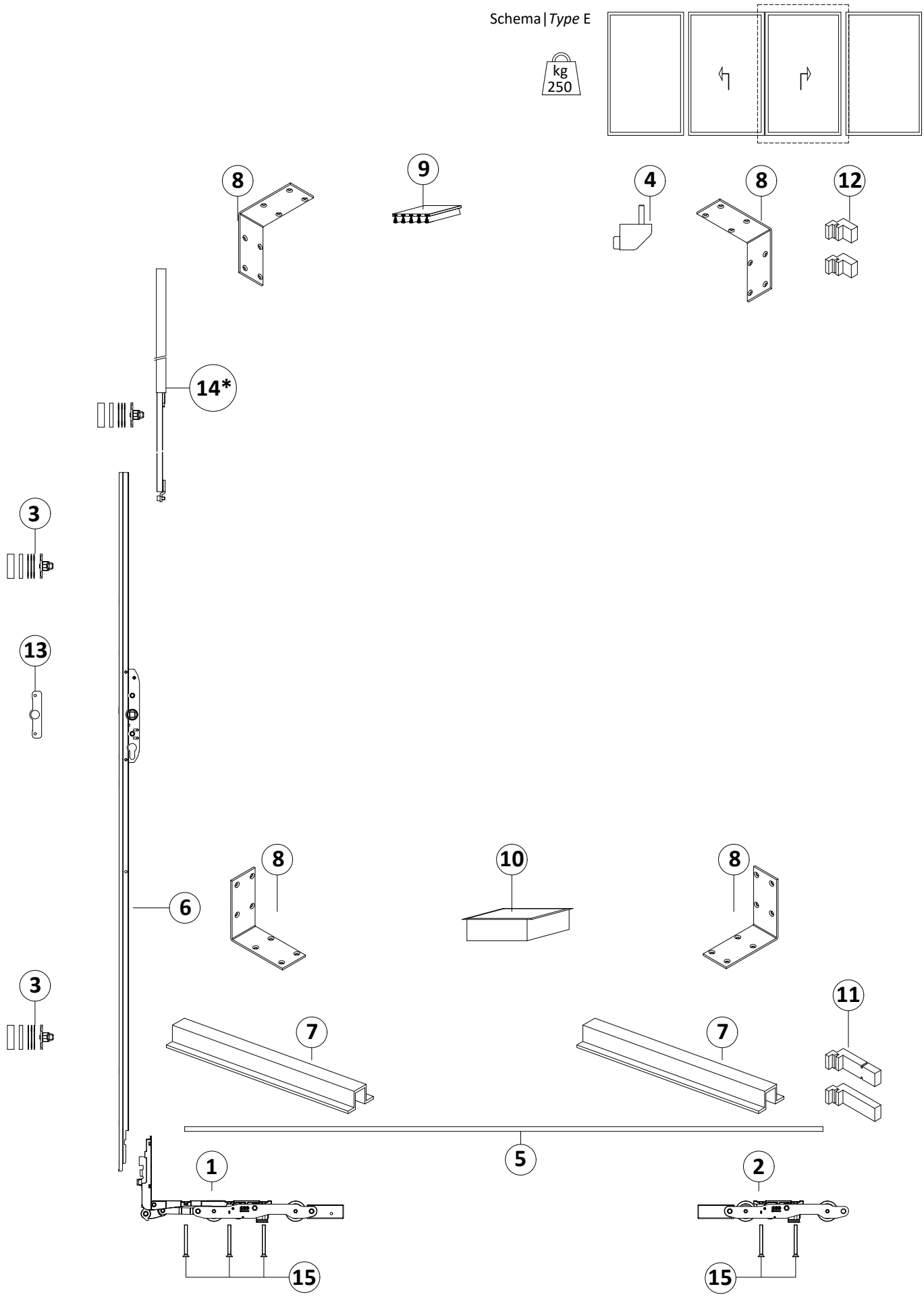
Schema | *Type* E
kg
250
8
9
4
8
12
14*
3
13
8
10
8
6
3
7
7
11
5
1
2
15
15

Schema | *Type* F

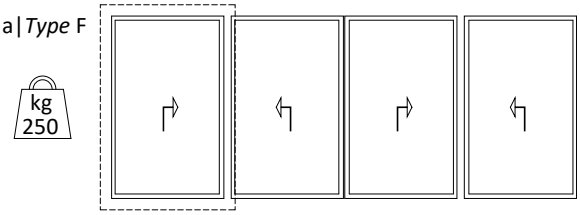

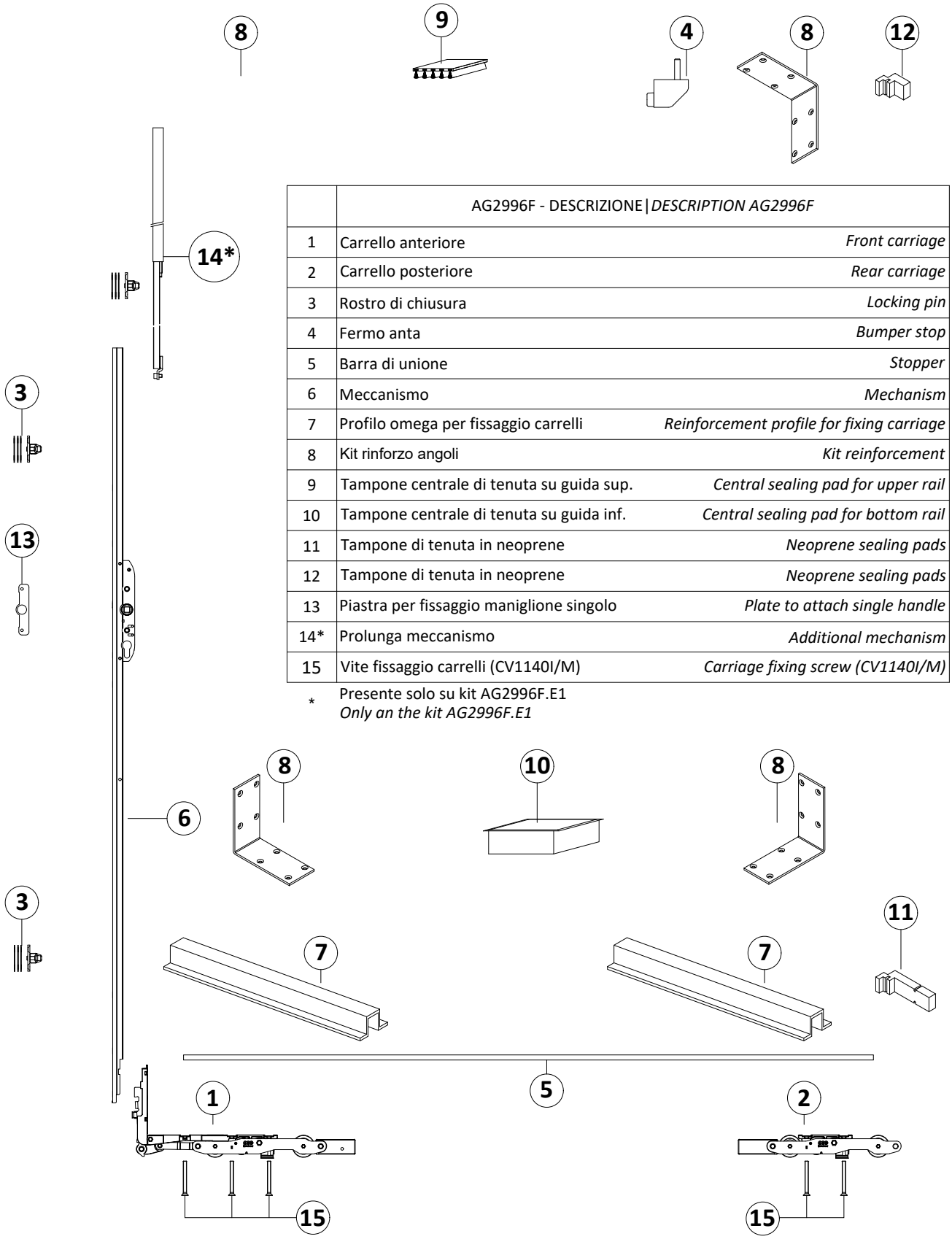

	AG2996F - DESCRIZIONE | *DESCRIPTION AG2996F*	
1	Carrello anteriore	*Front carriage*
2	Carrello posteriore	*Rear carriage*
3	Rostro di chiusura	*Locking pin*
4	Fermo anta	*Bumper stop*
5	Barra di unione	*Stopper*
6	Meccanismo	*Mechanism*
7	Profilo omega per fissaggio carrelli	*Reinforcement profile for fixing carriage*
8	Kit rinforzo angoli	*Kit reinforcement*
9	Tampone centrale di tenuta su guida sup.	*Central sealing pad for upper rail*
10	Tampone centrale di tenuta su guida inf.	*Central sealing pad for bottom rail*
11	Tampone di tenuta in neoprene	*Neoprene sealing pads*
12	Tampone di tenuta in neoprene	*Neoprene sealing pads*
13	Piastra per fissaggio maniglione singolo	*Plate to attach single handle*
14*	Prolunga meccanismo	*Additional mechanism*
15	Vite fissaggio carrelli (CV1140I/M)	*Carriage fixing screw (CV1140I/M)*

* Presente solo su kit AG2996F.E1
Only an the kit AG2996F.E1

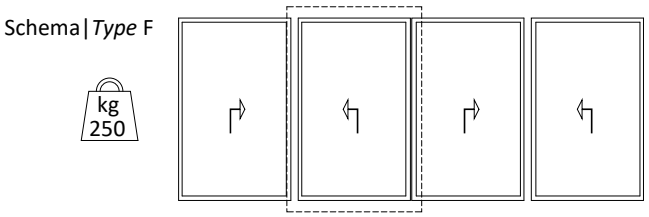
Schema | *Type* F
kg
250

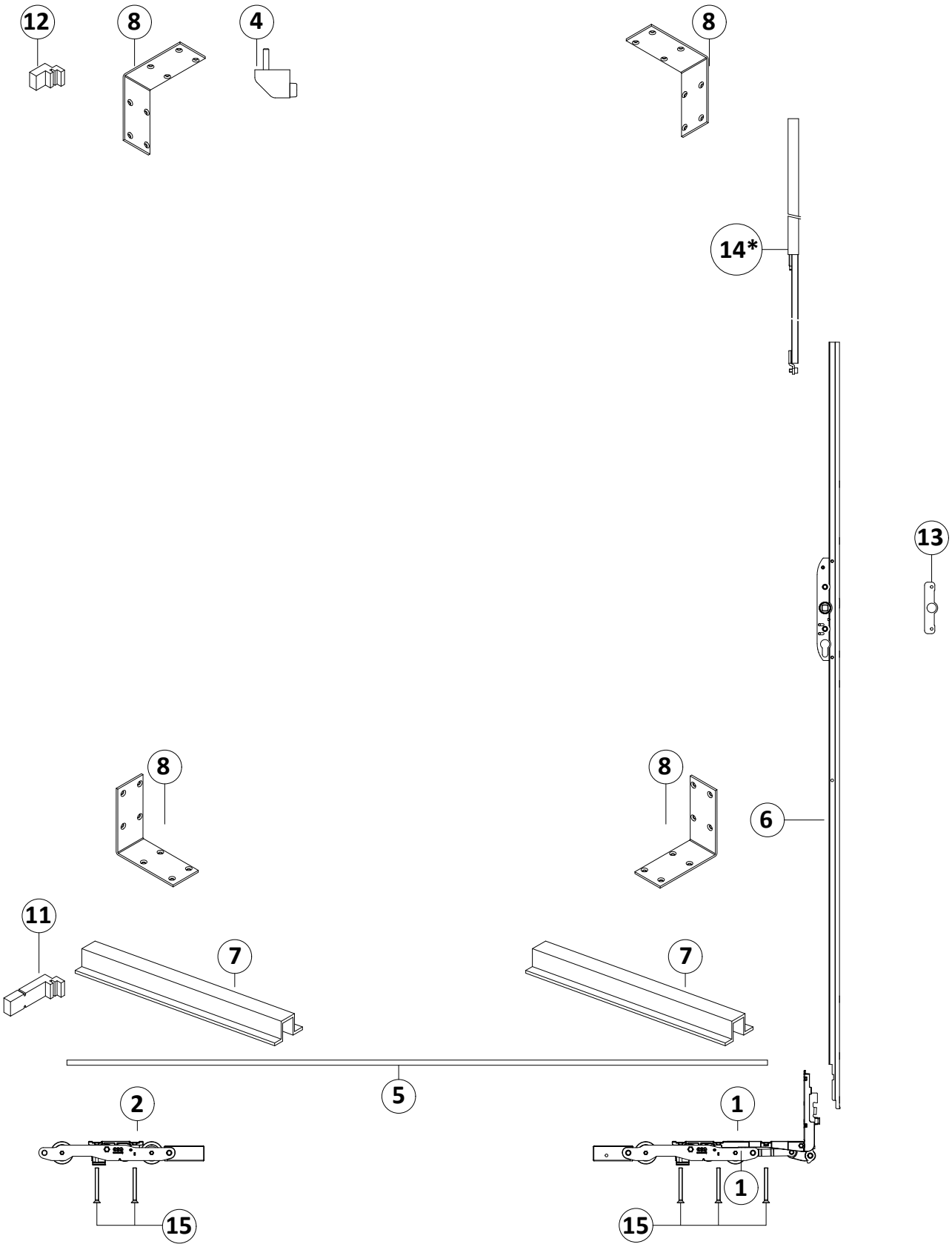
12
8
4
8
14*
13
8
8
6
11
7
7
5
2
1
15
1
15

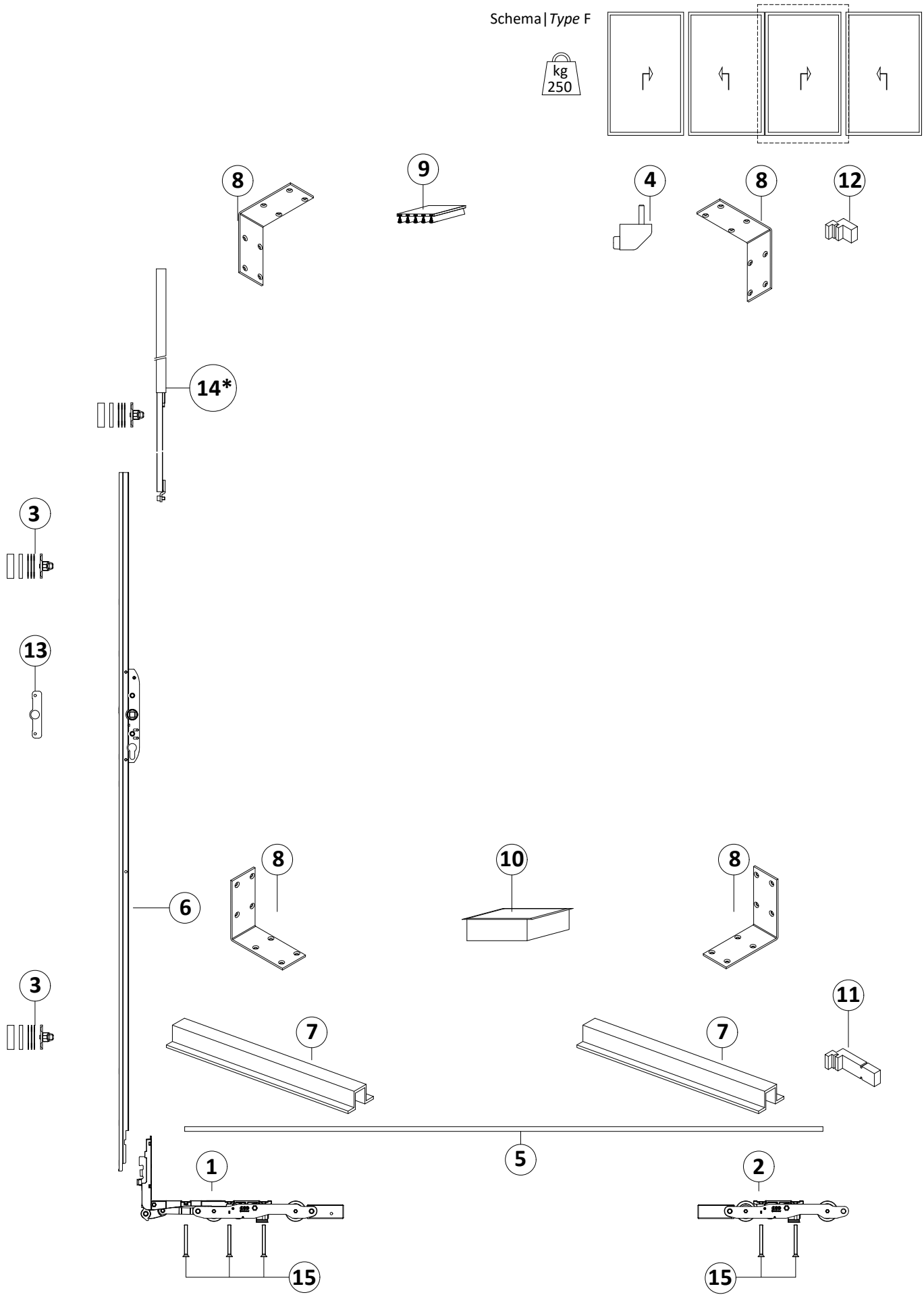
Schema | *Type* F
kg
250
8
9
4
8
12
14*
3
13
8
10
8
6
3
7
7
11
5
1
2
15
15

Schema | *Type* F

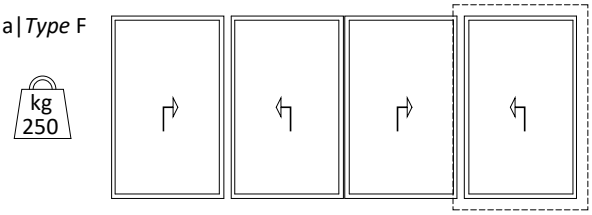

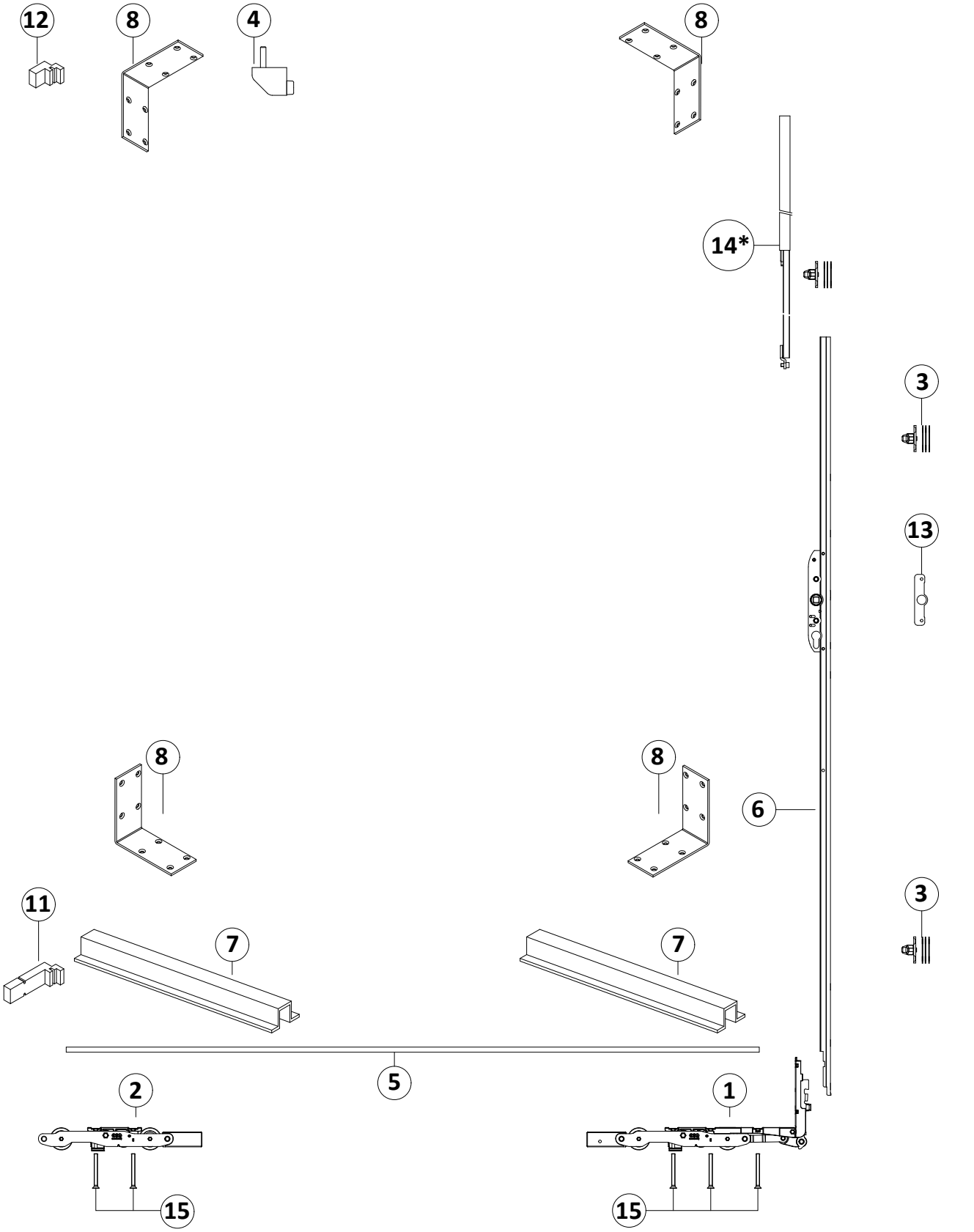

Schema | *Type* S1

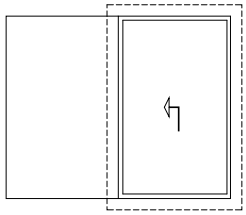

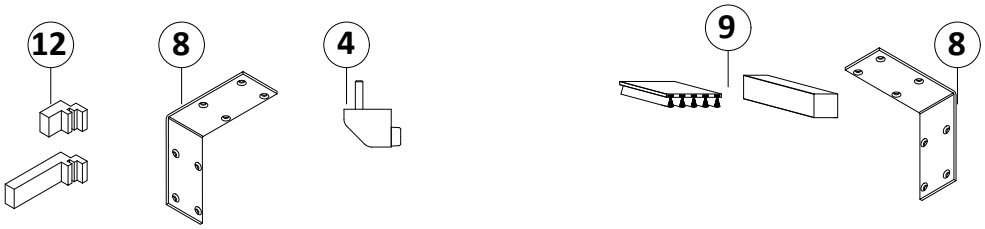

	AG2996-7S1 - DESCRIZIONE | *DESCRIPTION AG2996-7S1*	
1	Carrello anteriore	*Front carriage*
2	Carrello posteriore	*Rear carriage*
3	Rostro di chiusura	*Locking pin*
4	Fermo anta	*Bumper stop*
5	Barra di unione	*Stopper*
6	Meccanismo	*Mechanism*
7	Profilo omega per fissaggio carrelli	*Reinforcement profile for fixing carriage*
8	Kit rinforzo angoli	*Kit reinforcement*
9	Tampone centrale di tenuta su guida sup.	*Central sealing pad for upper rail*
10	Tampone centrale di tenuta su guida inf.	*Central sealing pad for bottom rail*
11	Tampone di tenuta in neoprene	*Neoprene sealing pads*
12	Tampone di tenuta in neoprene	*Neoprene sealing pads*
13	Piastra per fissaggio maniglione singolo	*Plate to attach single handle*
14*	Prolunga meccanismo	*Additional mechanism*
15	Vite fissaggio carrelli (CV1140I/M)	*Carriage fixing screw (CV1140I/M)*

* Presente solo su kit AG2996-7S1.E1
Only an the kit AG2996-7S1.E1

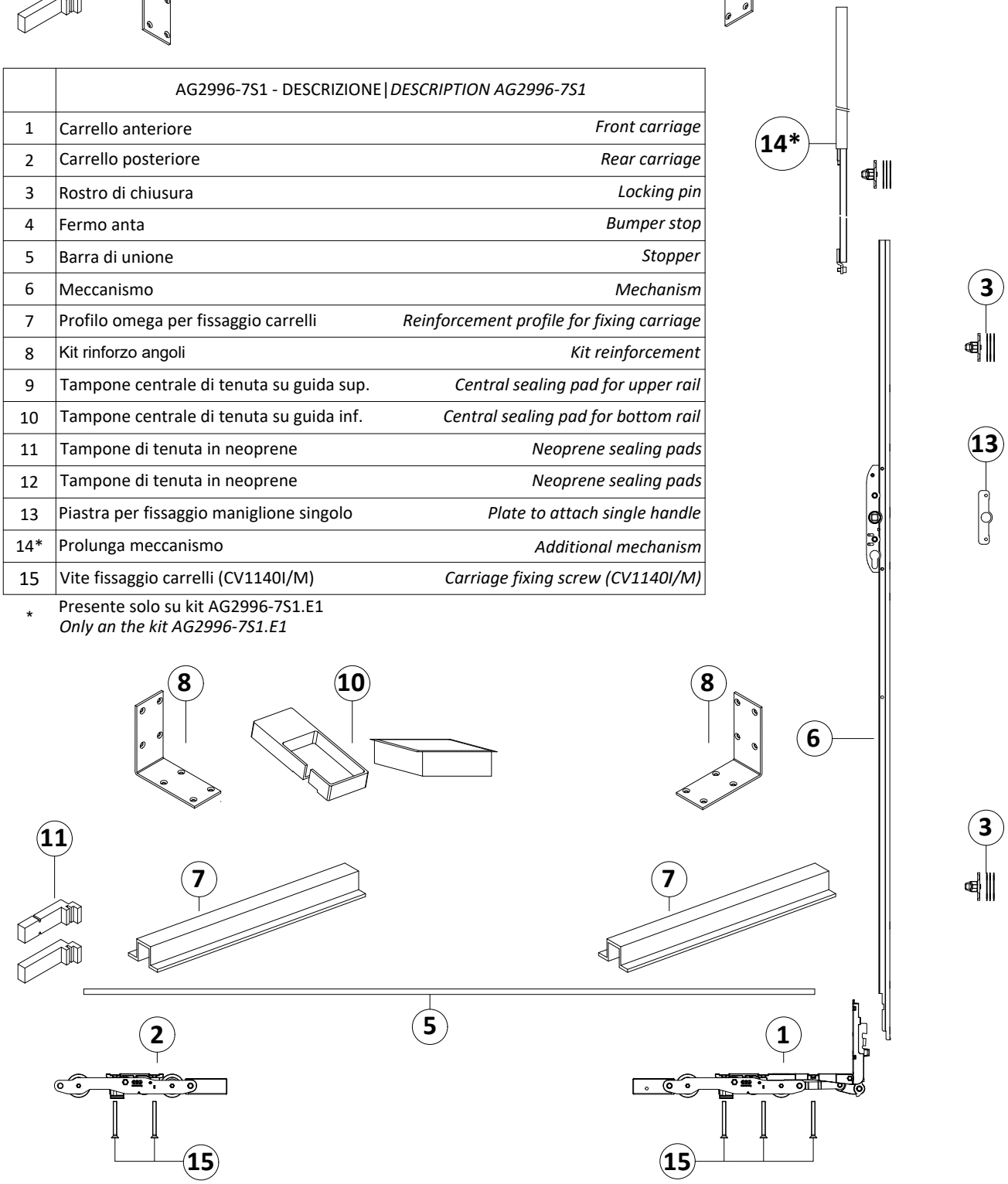

Schema|*Type* T1

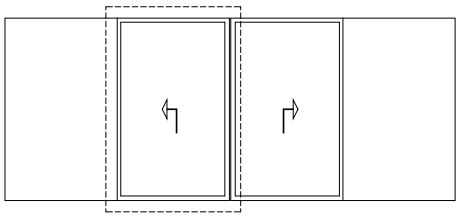

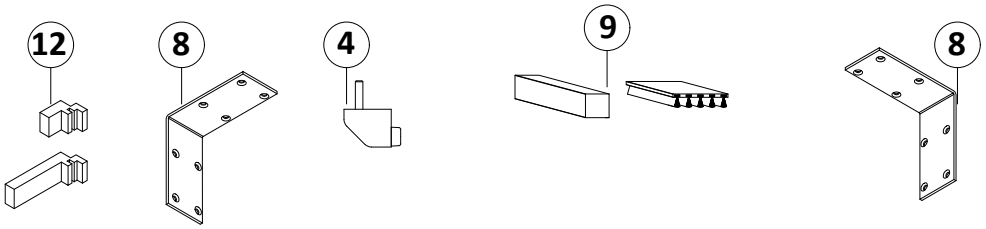

	AG2996T1 - DESCRIZIONE|*DESCRIPTION AG2996T1*	
1	Carrello anteriore	*Front carriage*
2	Carrello posteriore	*Rear carriage*
3	Rostro di chiusura	*Locking pin*
4	Fermo anta	*Bumper stop*
5	Barra di unione	*Stopper*
6	Meccanismo	*Mechanism*
7	Profilo omega per fissaggio carrelli	*Reinforcement profile for fixing carriage*
8	Kit rinforzo angoli	*Kit reinforcement*
9	Tampone centrale di tenuta su guida sup.	*Central sealing pad for upper rail*
10	Tampone centrale di tenuta su guida inf.	*Central sealing pad for bottom rail*
11	Tampone di tenuta in neoprene	*Neoprene sealing pads*
12	Tampone di tenuta in neoprene	*Neoprene sealing pads*
13	Piastra per fissaggio maniglione singolo	*Plate to attach single handle*
14*	Prolunga meccanismo	*Additional mechanism*
15	Vite fissaggio carrelli (CV1140I/M)	*Carriage fixing screw (CV1140I/M)*

* Presente solo su kit AG2996T1.E1
Only an the kit AG2996T1.E1

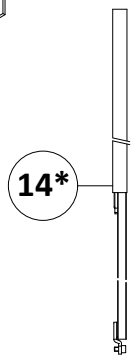

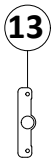

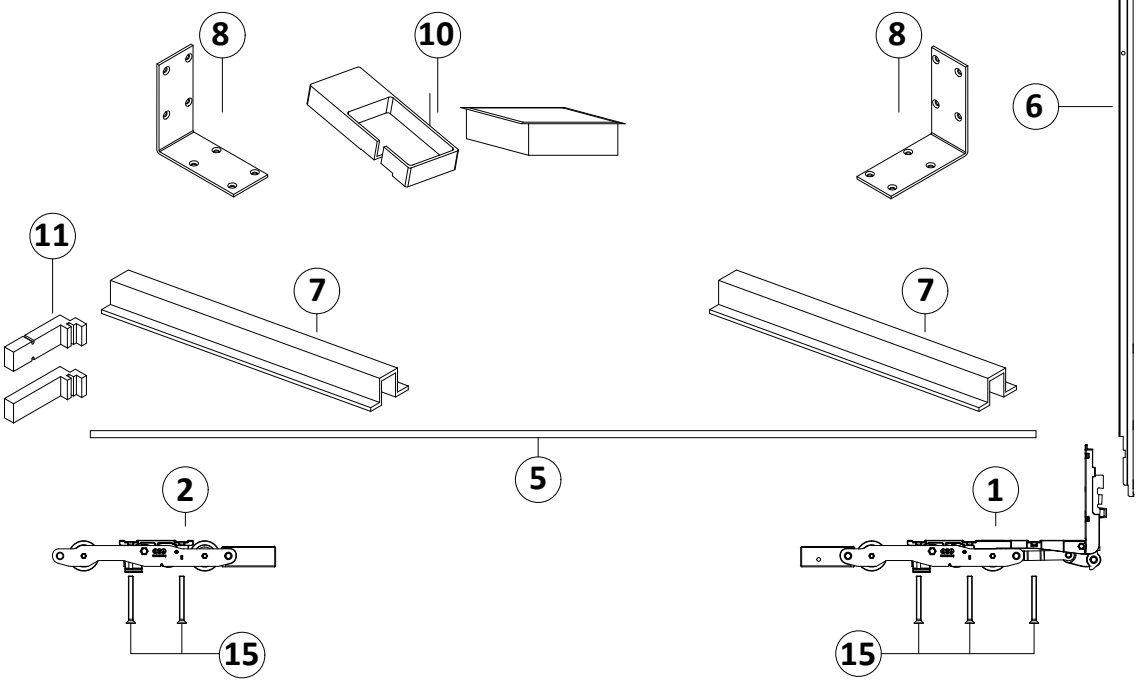

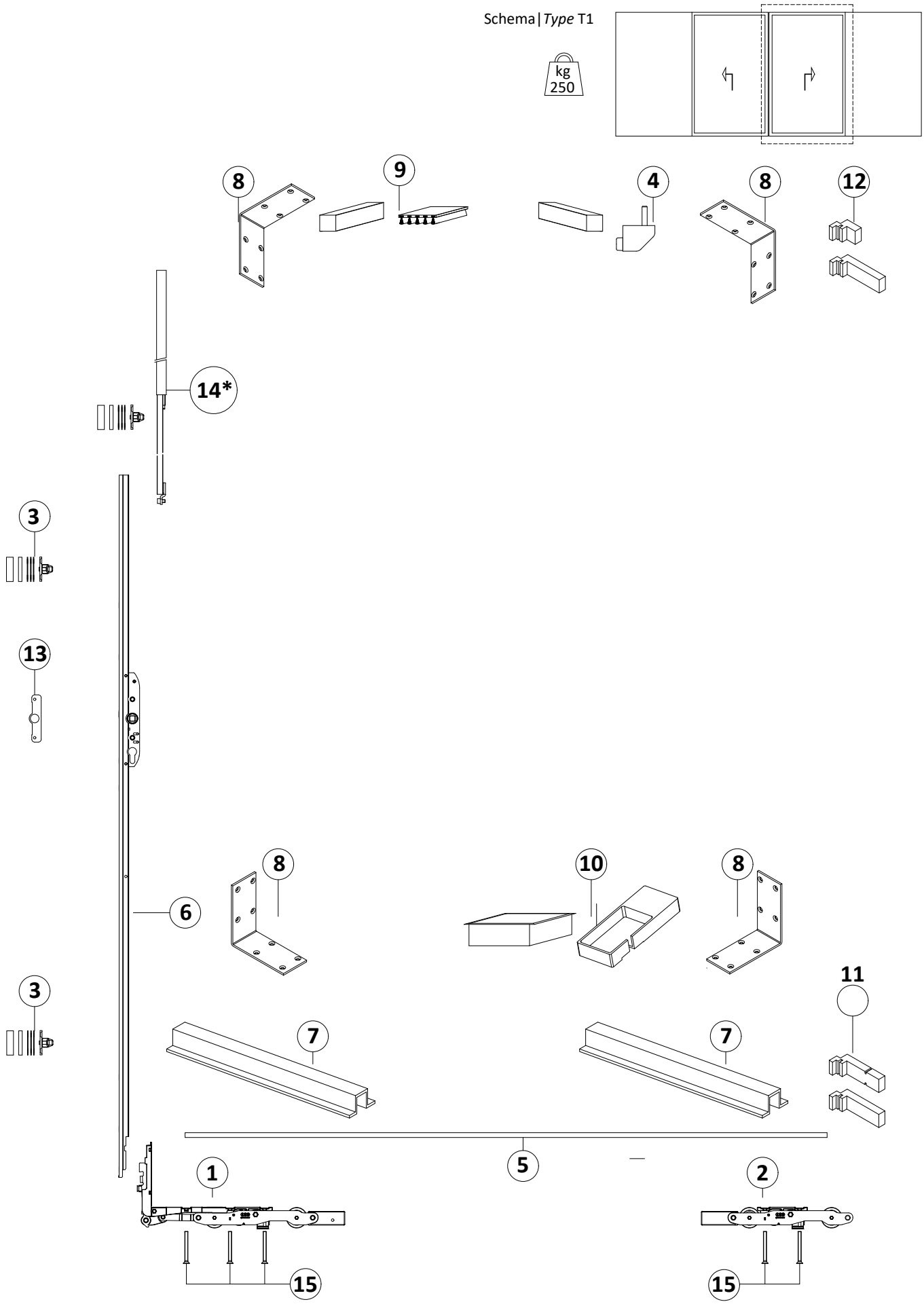
Schema | *Type* T1
kg
250
8
9
4
8
12
14*
3
13
8
10
8
6
3
7
7
11
5
1
2
15
15

Schema|*Type* A3

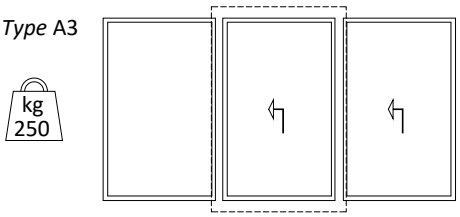

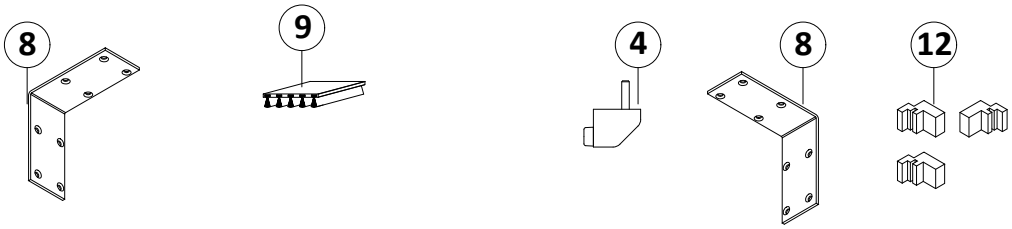

	AG2996-7A3 - DESCRIZIONE|*DESCRIPTION AG2996-7A3*	
1	Carrello anteriore	*Front carriage*
2	Carrello posteriore	*Rear carriage*
3	Rostro di chiusura	*Locking pin*
4	Fermo anta	*Bumper stop*
5	Barra di unione	*Stopper*
6	Meccanismo	*Mechanism*
7	Profilo omega per fissaggio carrelli	*Reinforcement profile for fixing carriage*
8	Kit rinforzo angoli	*Kit reinforcement*
9	Tampone centrale di tenuta su guida sup.	*Central sealing pad for upper rail*
10	Tampone centrale di tenuta su guida inf.	*Central sealing pad for bottom rail*
11	Tampone di tenuta in neoprene	*Neoprene sealing pads*
12	Tampone di tenuta in neoprene	*Neoprene sealing pads*
13	Piastra per fissaggio maniglione singolo	*Plate to attach single handle*
15	Vite fissaggio carrelli (CV1140I/M)	*Carriage fixing screw (CV1140I/M)*

* Presente solo su kit AG2996-7A3.E1
Only an the kit AG2996-7A3.E1

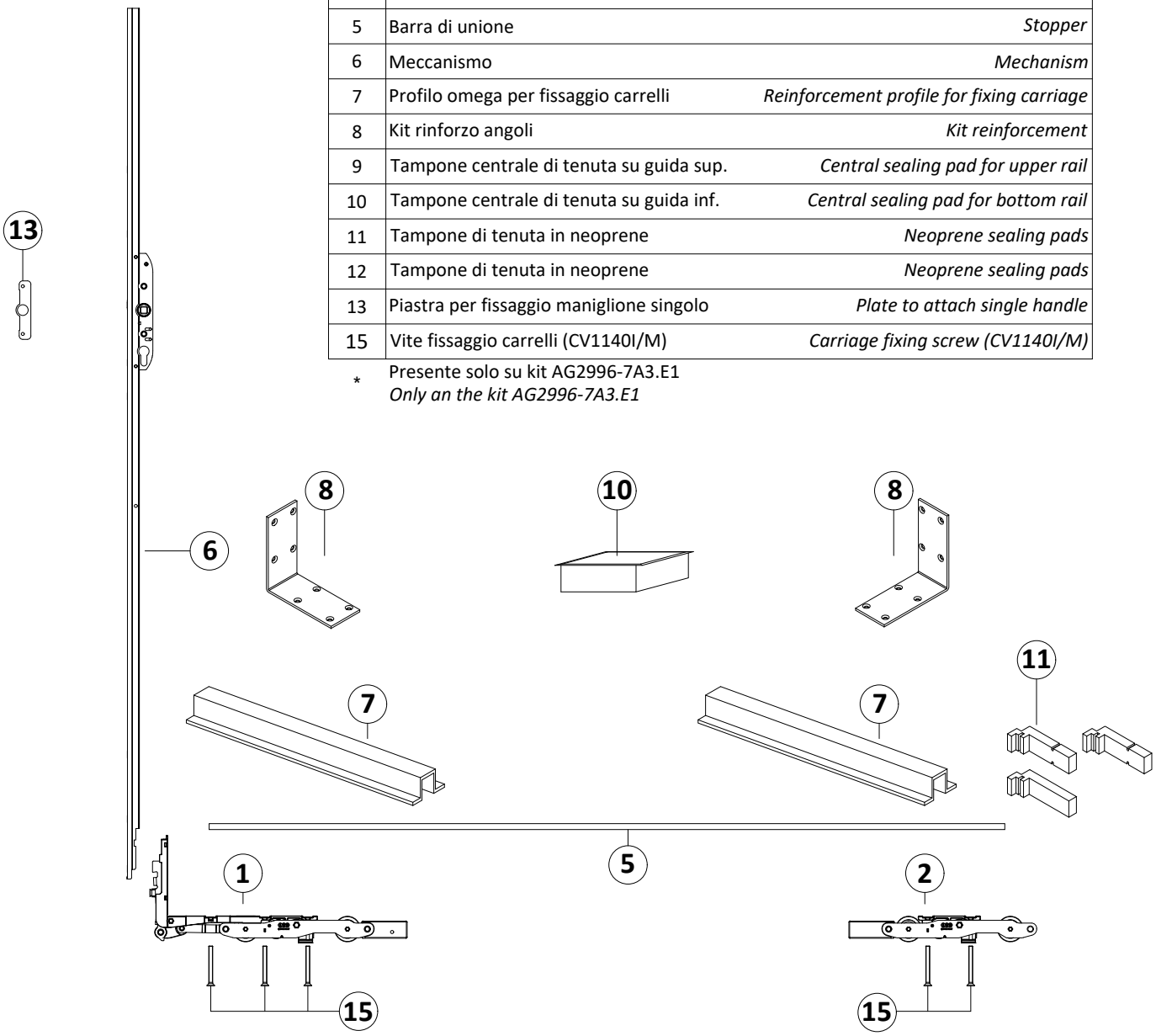

Schema | *Type* A3

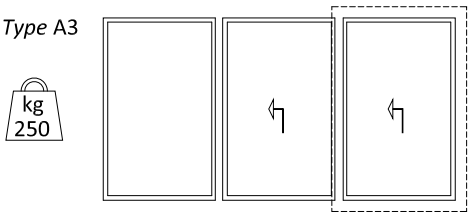

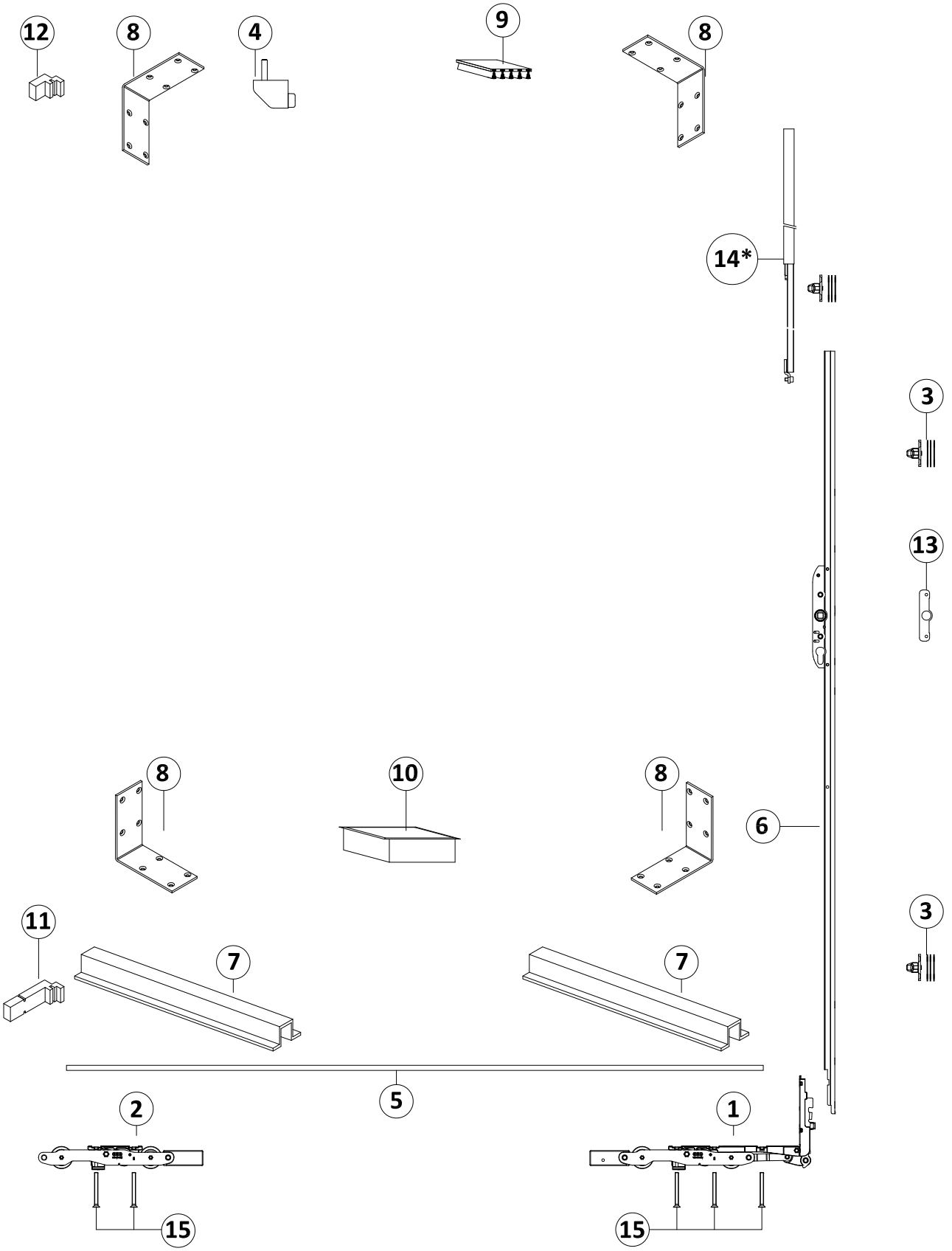

Schema | *Type* B3

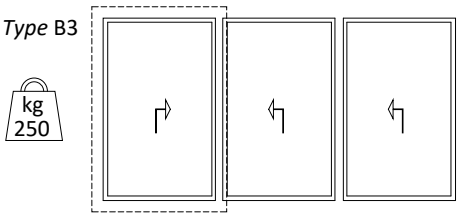

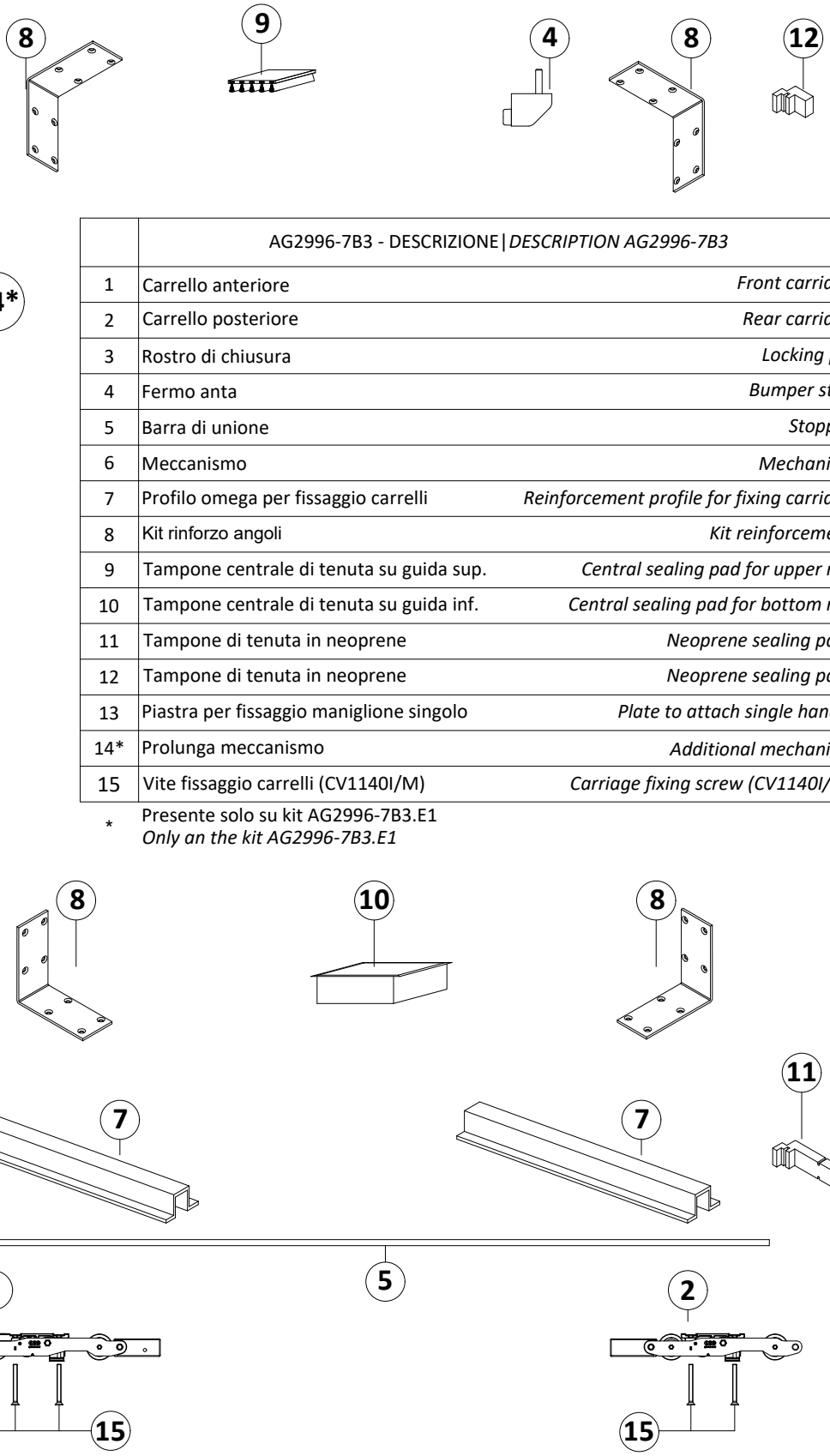

	AG2996-7B3 - DESCRIZIONE | *DESCRIPTION AG2996-7B3*	
1	Carrello anteriore	*Front carriage*
2	Carrello posteriore	*Rear carriage*
3	Rostro di chiusura	*Locking pin*
4	Fermo anta	*Bumper stop*
5	Barra di unione	*Stopper*
6	Meccanismo	*Mechanism*
7	Profilo omega per fissaggio carrelli	*Reinforcement profile for fixing carriage*
8	Kit rinforzo angoli	*Kit reinforcement*
9	Tampone centrale di tenuta su guida sup.	*Central sealing pad for upper rail*
10	Tampone centrale di tenuta su guida inf.	*Central sealing pad for bottom rail*
11	Tampone di tenuta in neoprene	*Neoprene sealing pads*
12	Tampone di tenuta in neoprene	*Neoprene sealing pads*
13	Piastra per fissaggio maniglione singolo	*Plate to attach single handle*
14*	Prolunga meccanismo	*Additional mechanism*
15	Vite fissaggio carrelli (CV1140I/M)	*Carriage fixing screw (CV1140I/M)*

* Presente solo su kit AG2996-7B3.E1
Only an the kit AG2996-7B3.E1

Schema | *Type* B3

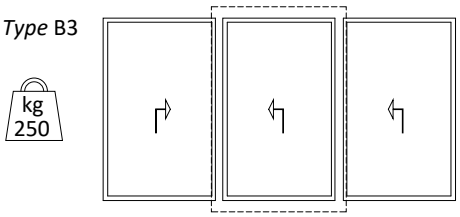



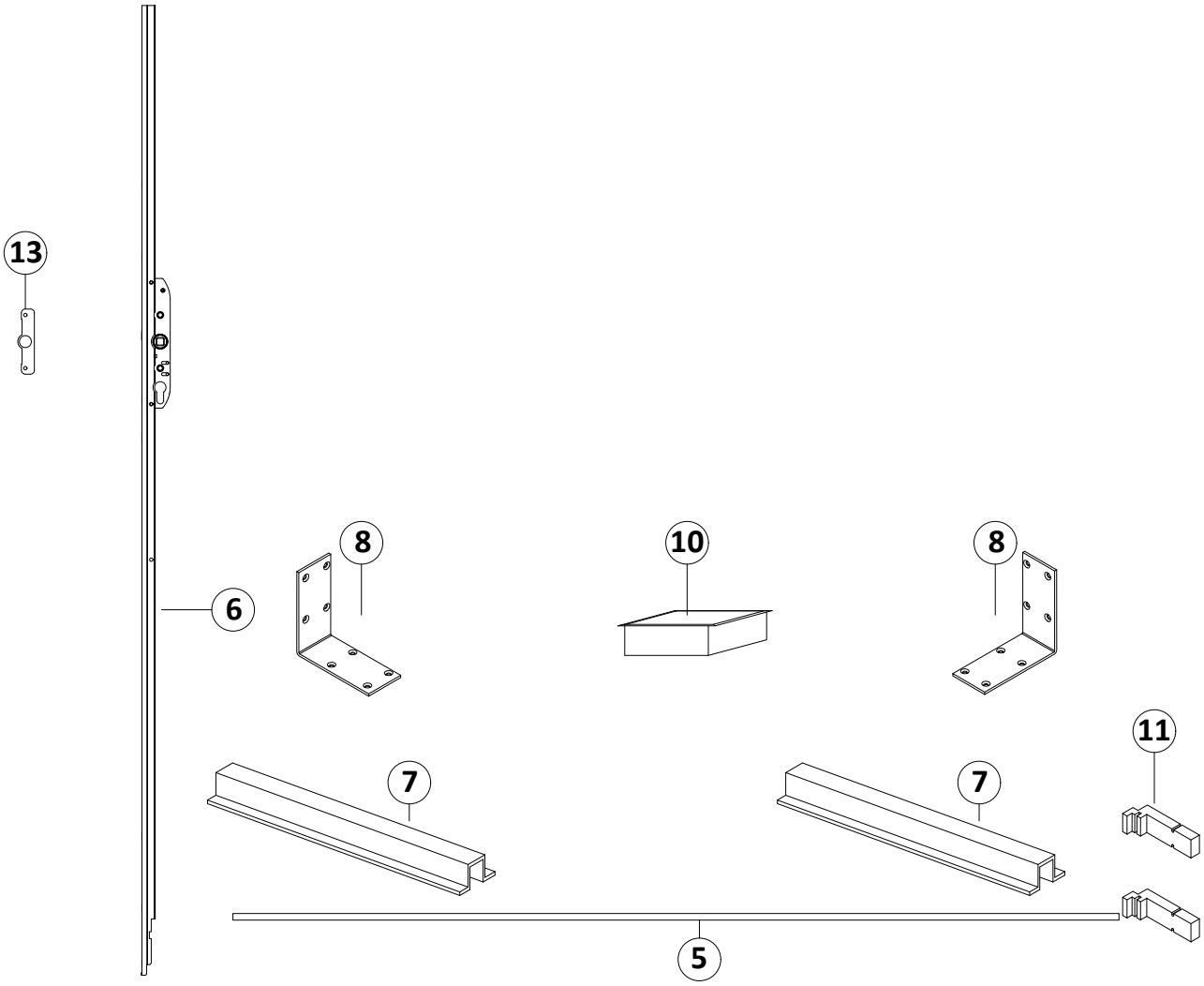

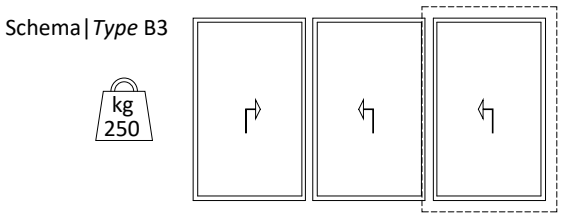
Schema | *Type* B3
kg
250

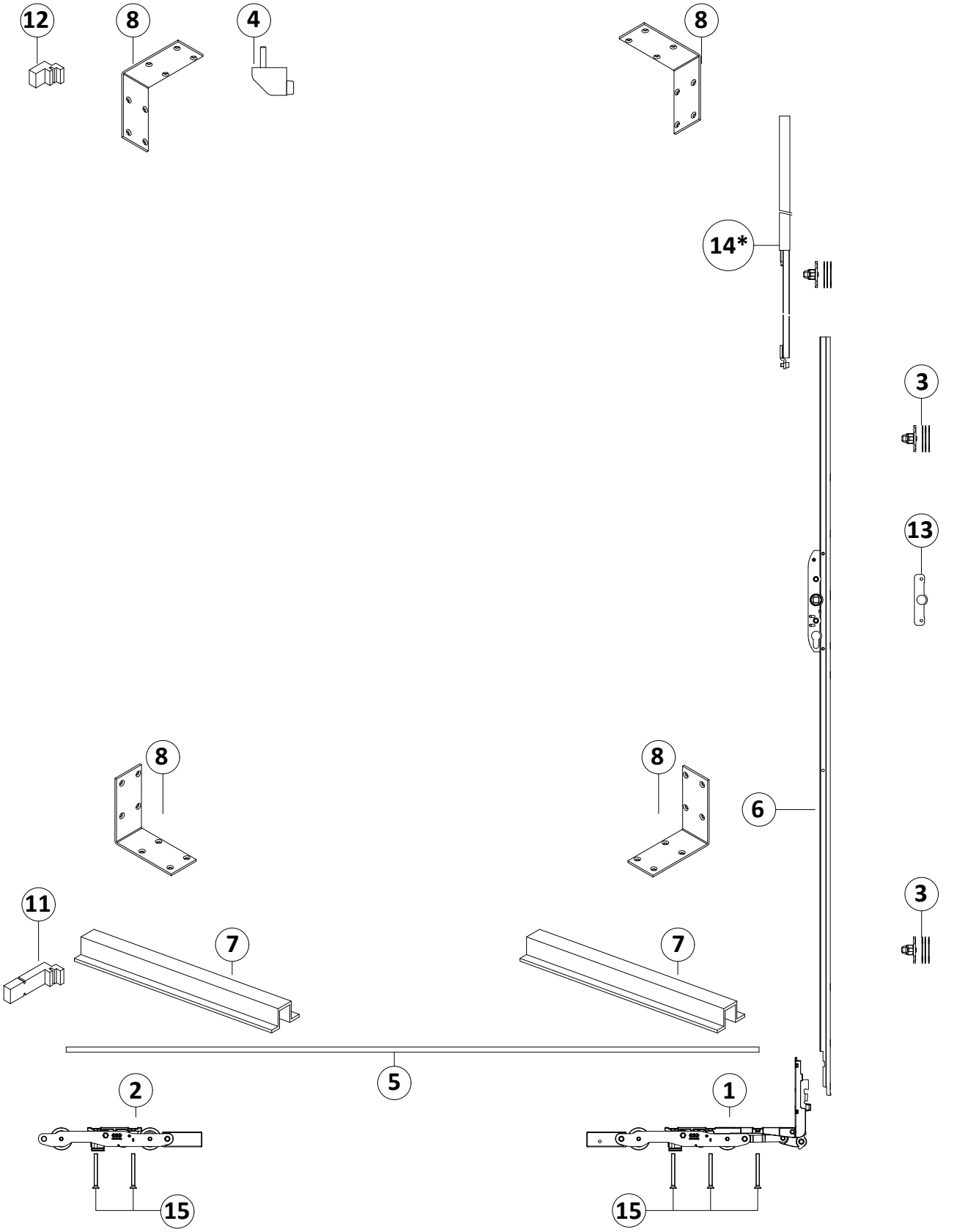
12
8
4
8
14*
3
13
8
8
6
11
7
7
3
5
2
1
15
15

Schema|*Type* C3

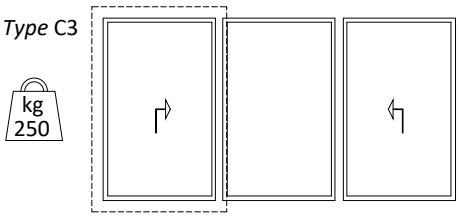



	AG2996-7C3 - DESCRIZIONE|*DESCRIPTION AG2996-7C3*	
1	Carrello anteriore	*Front carriage*
2	Carrello posteriore	*Rear carriage*
3	Rostro di chiusura	*Locking pin*
4	Fermo anta	*Bumper stop*
5	Barra di unione	*Stopper*
6	Meccanismo	*Mechanism*
7	Profilo omega per fissaggio carrelli	*Reinforcement profile for fixing carriage*
8	Kit rinforzo angoli	*Kit reinforcement*
9	Tampone centrale di tenuta su guida sup.	*Central sealing pad for upper rail*
10	Tampone centrale di tenuta su guida inf.	*Central sealing pad for bottom rail*
11	Tampone di tenuta in neoprene	*Neoprene sealing pads*
12	Tampone di tenuta in neoprene	*Neoprene sealing pads*
13	Piastra per fissaggio maniglione singolo	*Plate to attach single handle*
14*	Prolunga meccanismo	*Additional mechanism*
15	Vite fissaggio carrelli (CV1140I/M)	*Carriage fixing screw (CV1140I/M)*

* Presente solo su kit AG2996-7C3.E1
Only an the kit AG2996-7C3.E1

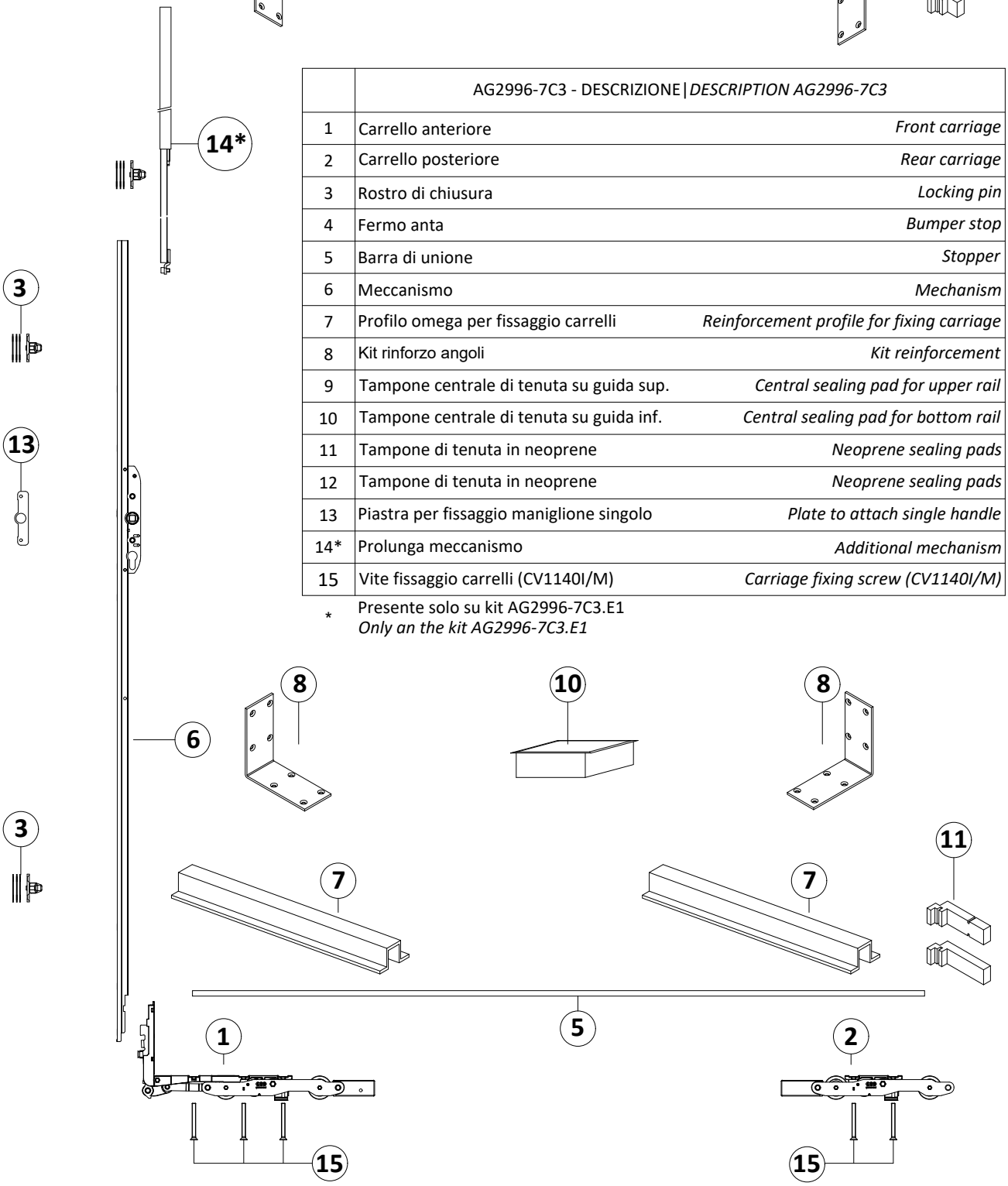

Schema | *Type* C3

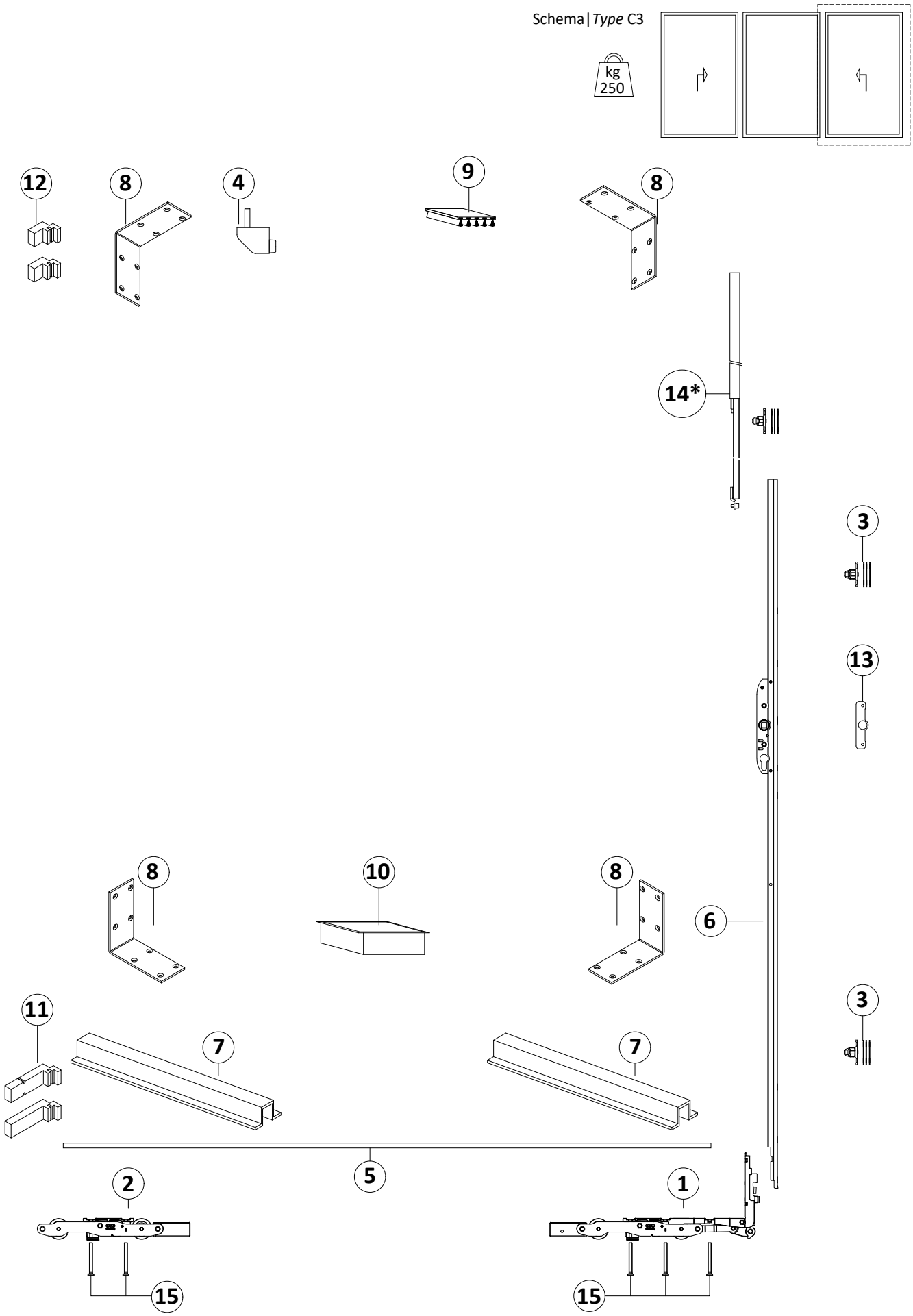

Schema | *Type* E3

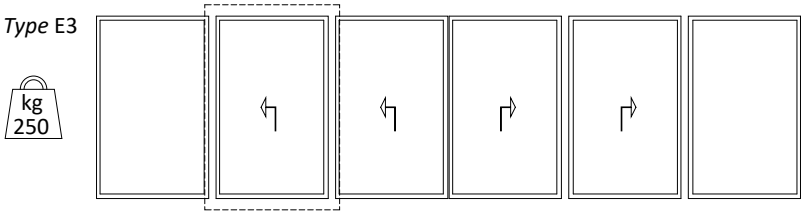

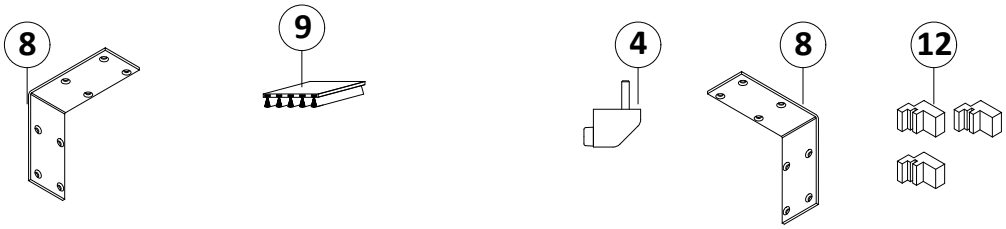

	AG2996E3 - DESCRIZIONE | *DESCRIPTION AG2996E3*	
1	Carrello anteriore	*Front carriage*
2	Carrello posteriore	*Rear carriage*
3	Rostro di chiusura	*Locking pin*
4	Fermo anta	*Bumper stop*
5	Barra di unione	*Stopper*
6	Meccanismo	*Mechanism*
7	Profilo omega per fissaggio carrelli	*Reinforcement profile for fixing carriage*
8	Kit rinforzo angoli	*Kit reinforcement*
9	Tampone centrale di tenuta su guida sup.	*Central sealing pad for upper rail*
10	Tampone centrale di tenuta su guida inf.	*Central sealing pad for bottom rail*
11	Tampone di tenuta in neoprene	*Neoprene sealing pads*
12	Tampone di tenuta in neoprene	*Neoprene sealing pads*
13	Piastra per fissaggio maniglione singolo	*Plate to attach single handle*
14*	Prolunga meccanismo	*Additional mechanism*
15	Vite fissaggio carrelli (CV1140I/M)	*Carriage fixing screw (CV1140I/M)*

* Presente solo su kit AG2996E3.E1
Only an the kit AG2996E3.E1

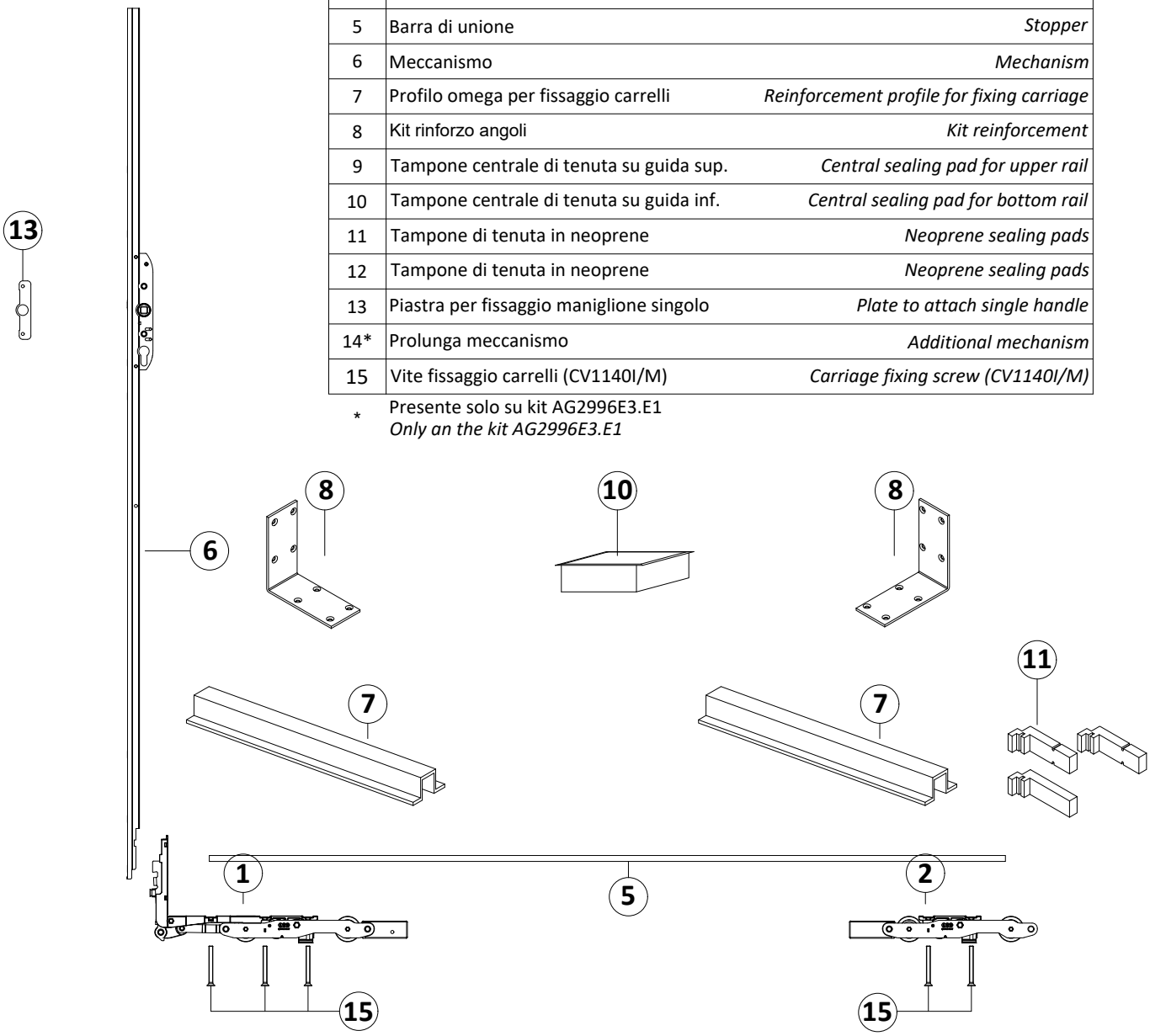

Schema | *Type* E3

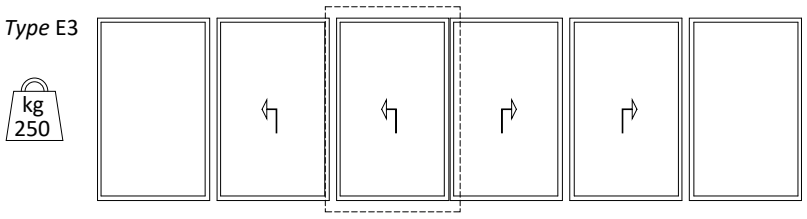

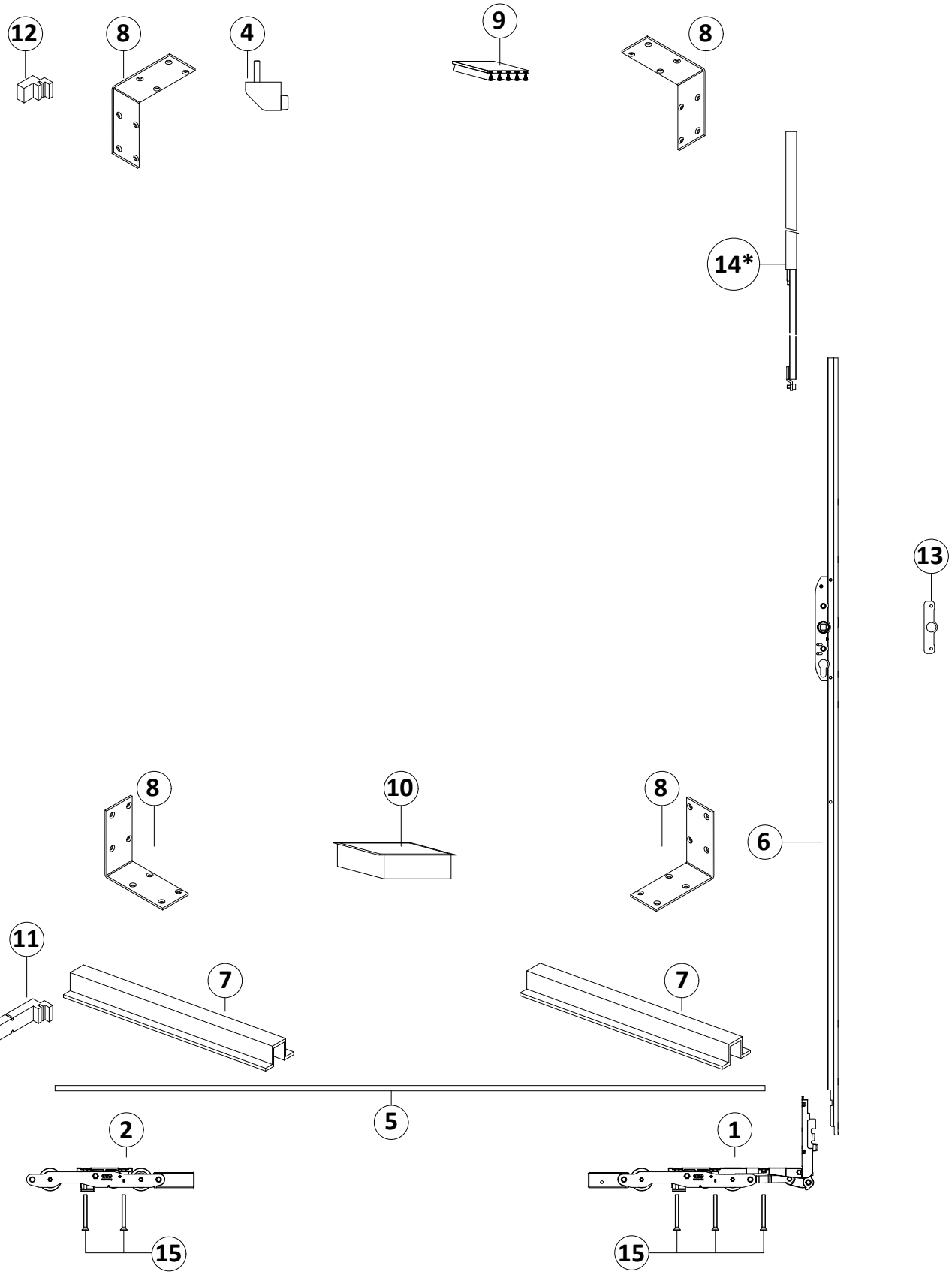

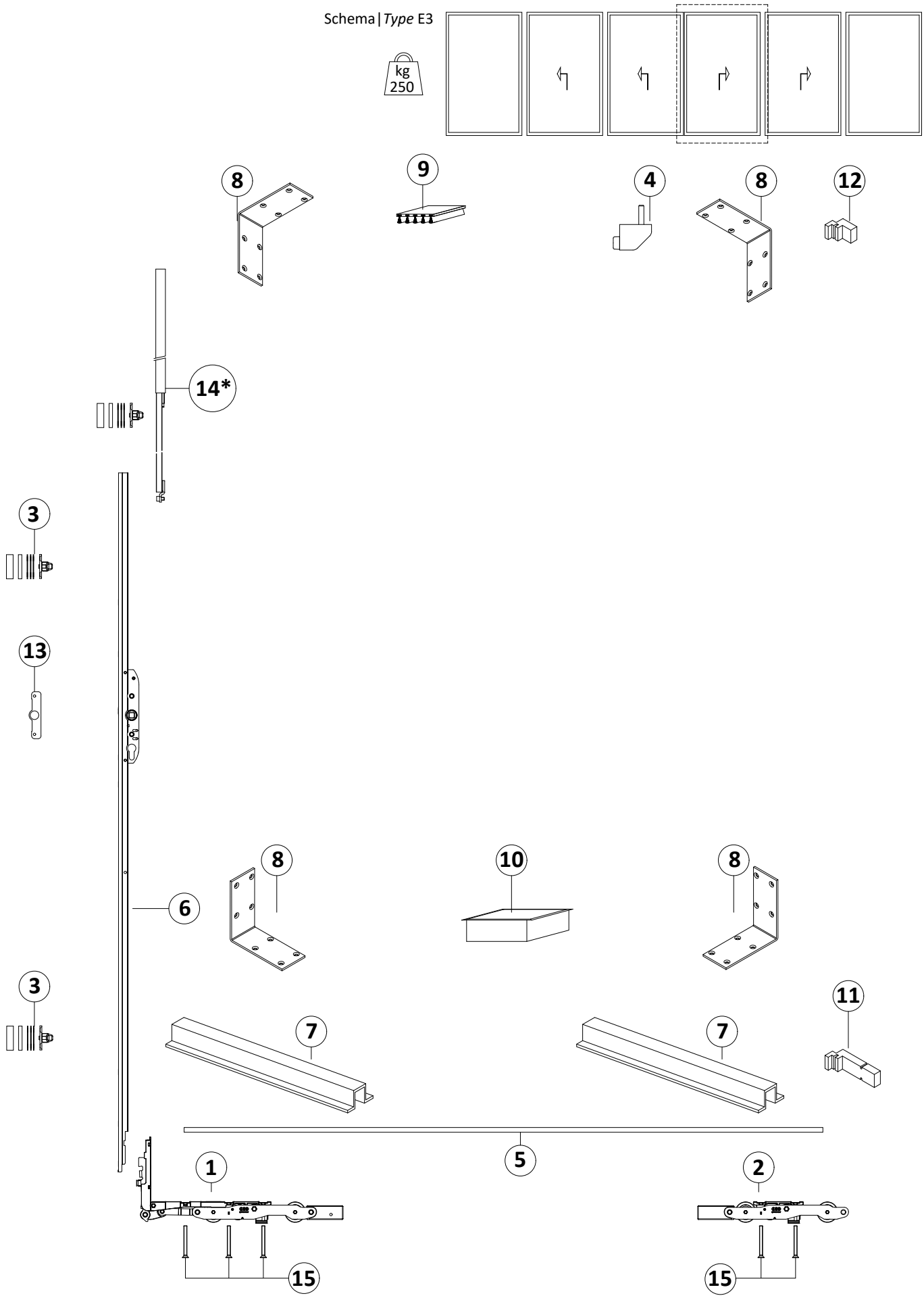
Schema | *Type* E3
kg 250
8
9
4
8
12
14*
3
13
8
10
8
6
3
7
7
11
5
1
2
15
15

Schema | *Type* E3



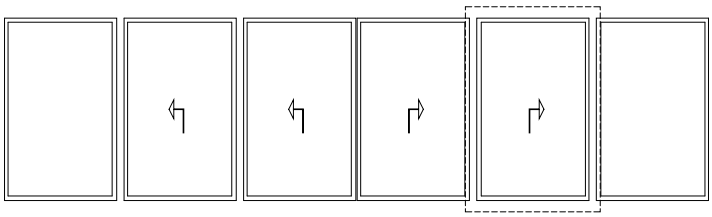

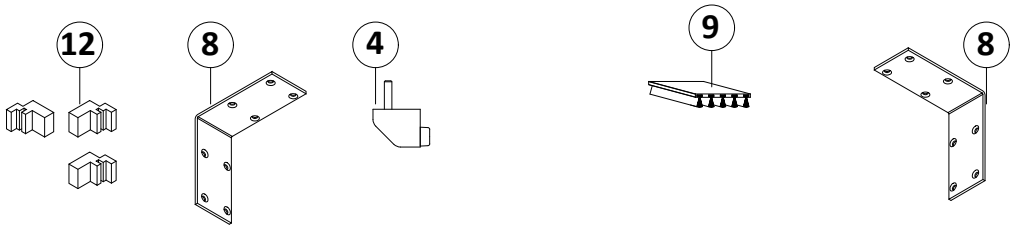

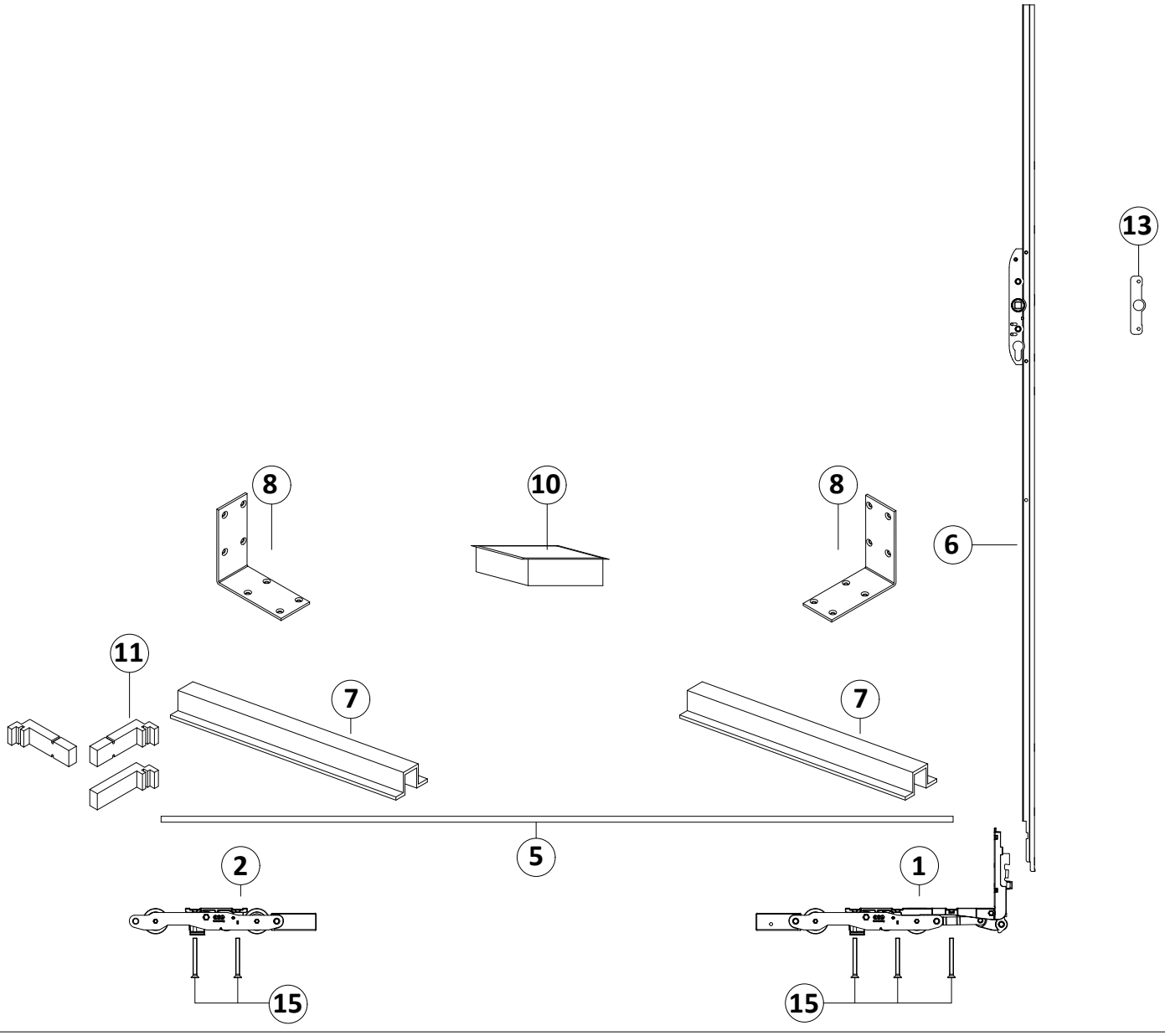

Schema | *Type* F3

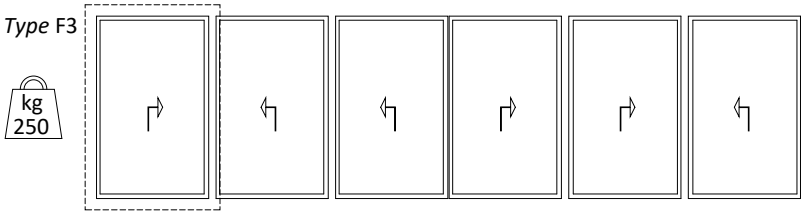



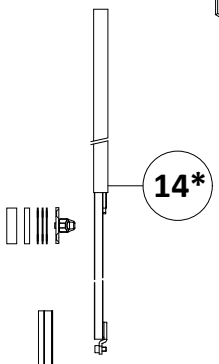

	AG2996F3 - DESCRIZIONE | *DESCRIPTION AG2996F3*	
1	Carrello anteriore	*Front carriage*
2	Carrello posteriore	*Rear carriage*
3	Rostro di chiusura	*Locking pin*
4	Fermo anta	*Bumper stop*
5	Barra di unione	*Stopper*
6	Meccanismo	*Mechanism*
7	Profilo omega per fissaggio carrelli	*Reinforcement profile for fixing carriage*
8	Kit rinforzo angoli	*Kit reinforcement*
9	Tampone centrale di tenuta su guida sup.	*Central sealing pad for upper rail*
10	Tampone centrale di tenuta su guida inf.	*Central sealing pad for bottom rail*
11	Tampone di tenuta in neoprene	*Neoprene sealing pads*
12	Tampone di tenuta in neoprene	*Neoprene sealing pads*
13	Piastra per fissaggio maniglione singolo	*Plate to attach single handle*
14*	Prolunga meccanismo	*Additional mechanism*
15	Vite fissaggio carrelli (CV1140I/M)	*Carriage fixing screw (CV1140I/M)*

* Presente solo su kit AG2996F3.E1
Only an the kit AG2996F3.E1

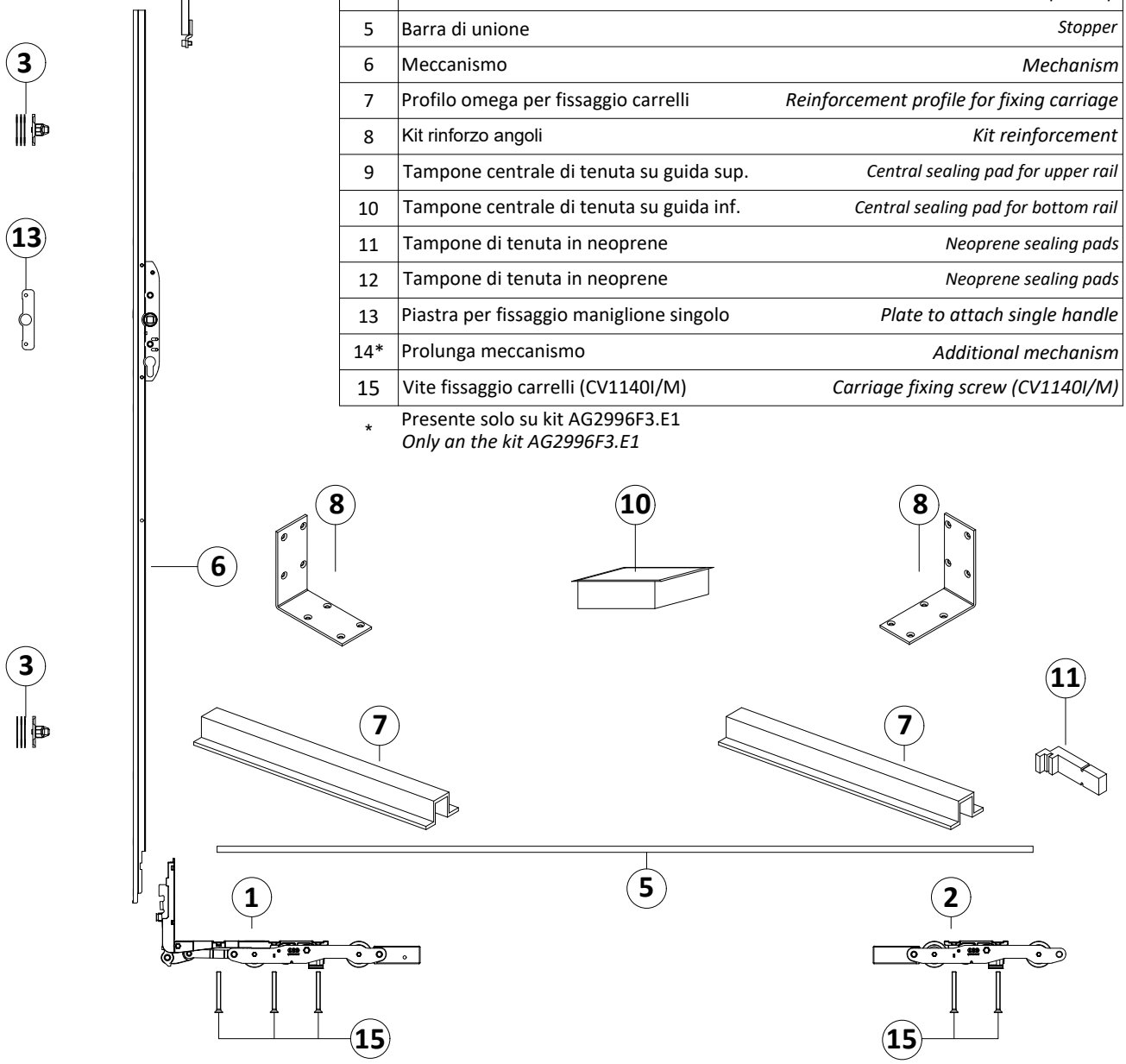

Schema | *Type* F3

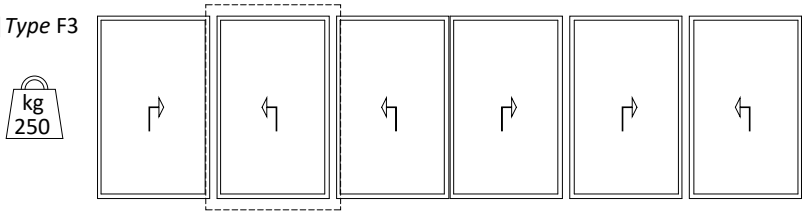



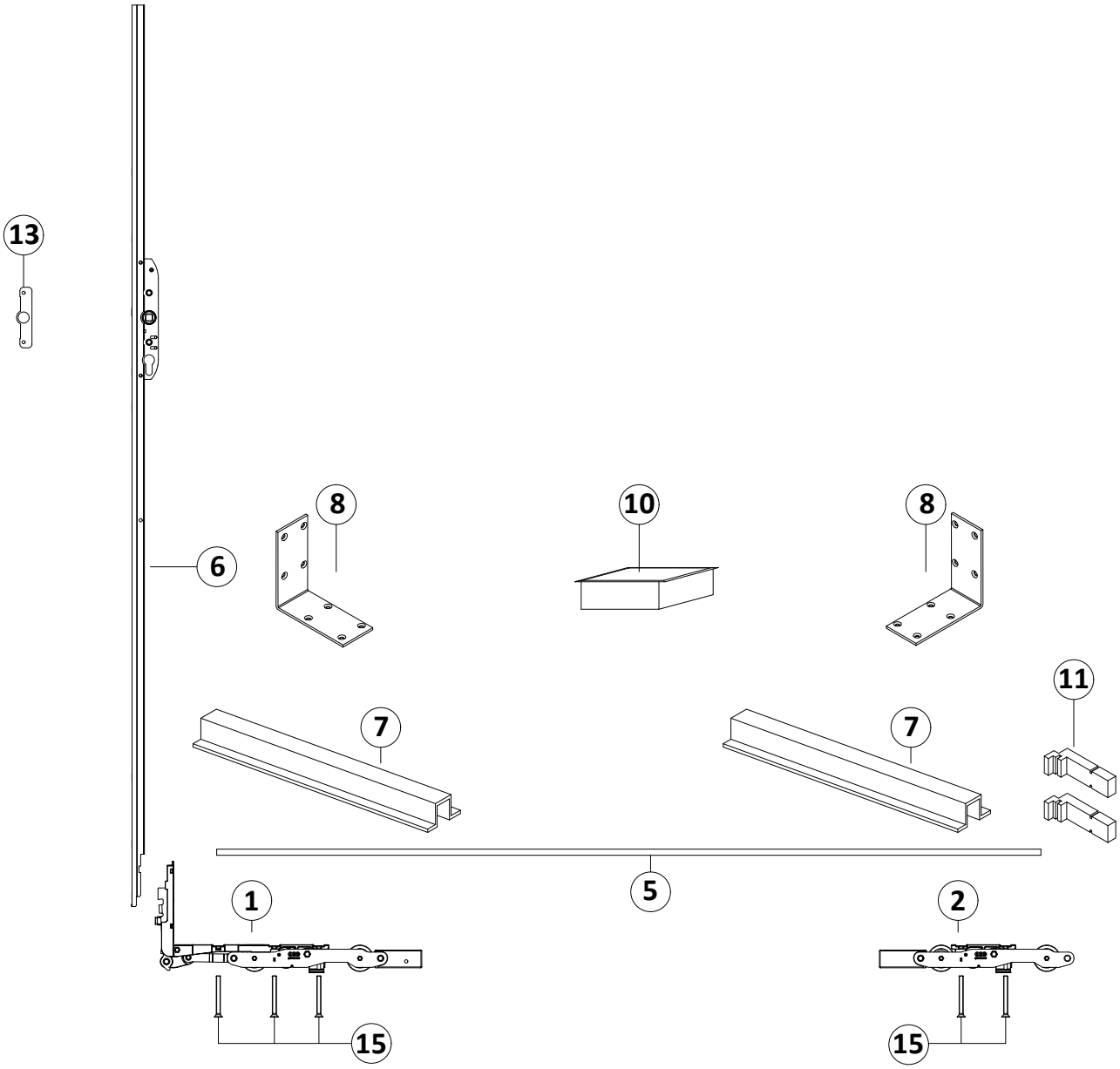

Schema | *Type* F3

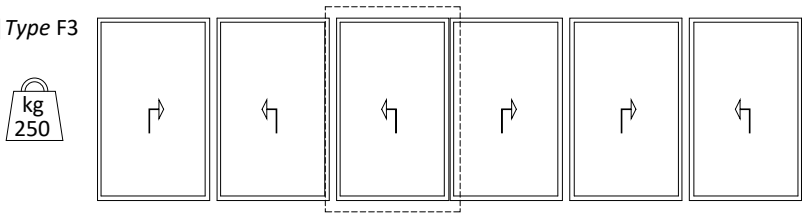

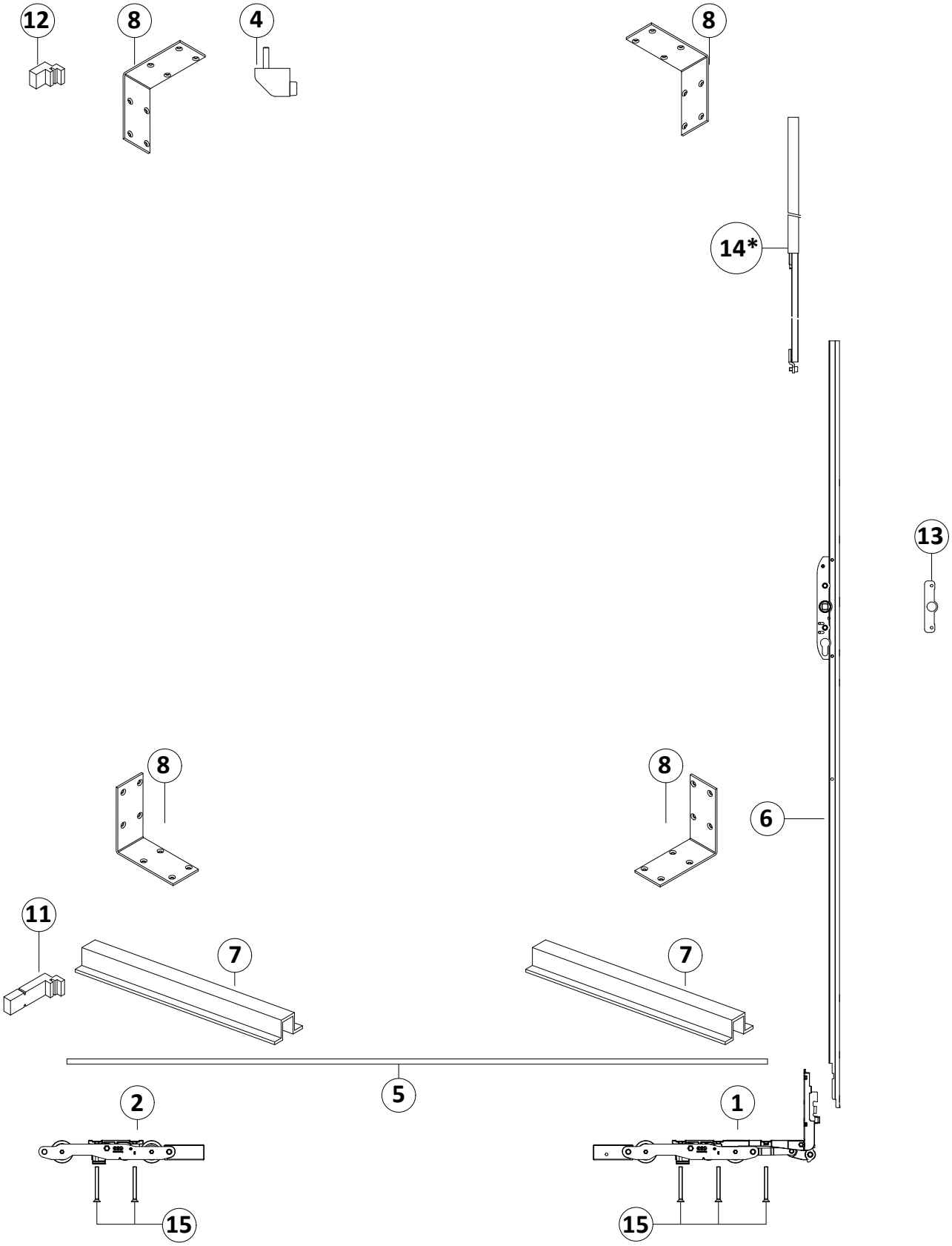

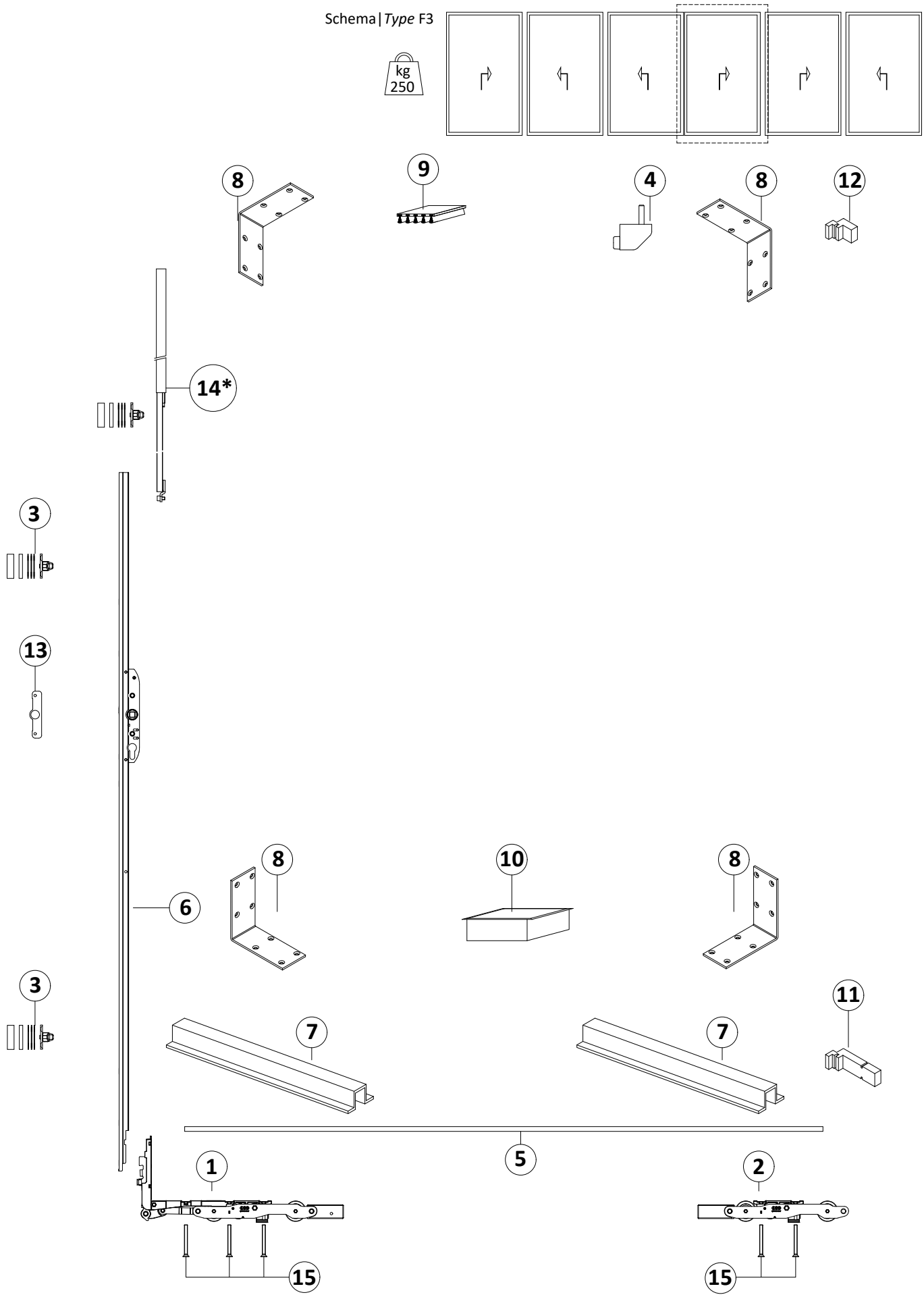
Schema | *Type* F3
kg 250
8
9
4
8
12
14*
3
13
8
10
8
6
3
7
7
11
5
1
2
15
15

Schema | *Type* F3

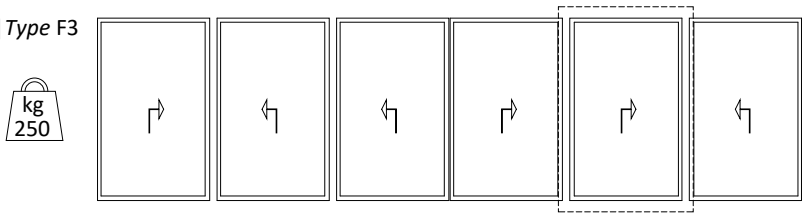

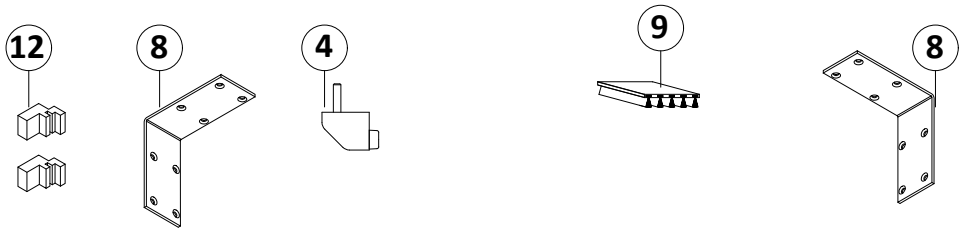

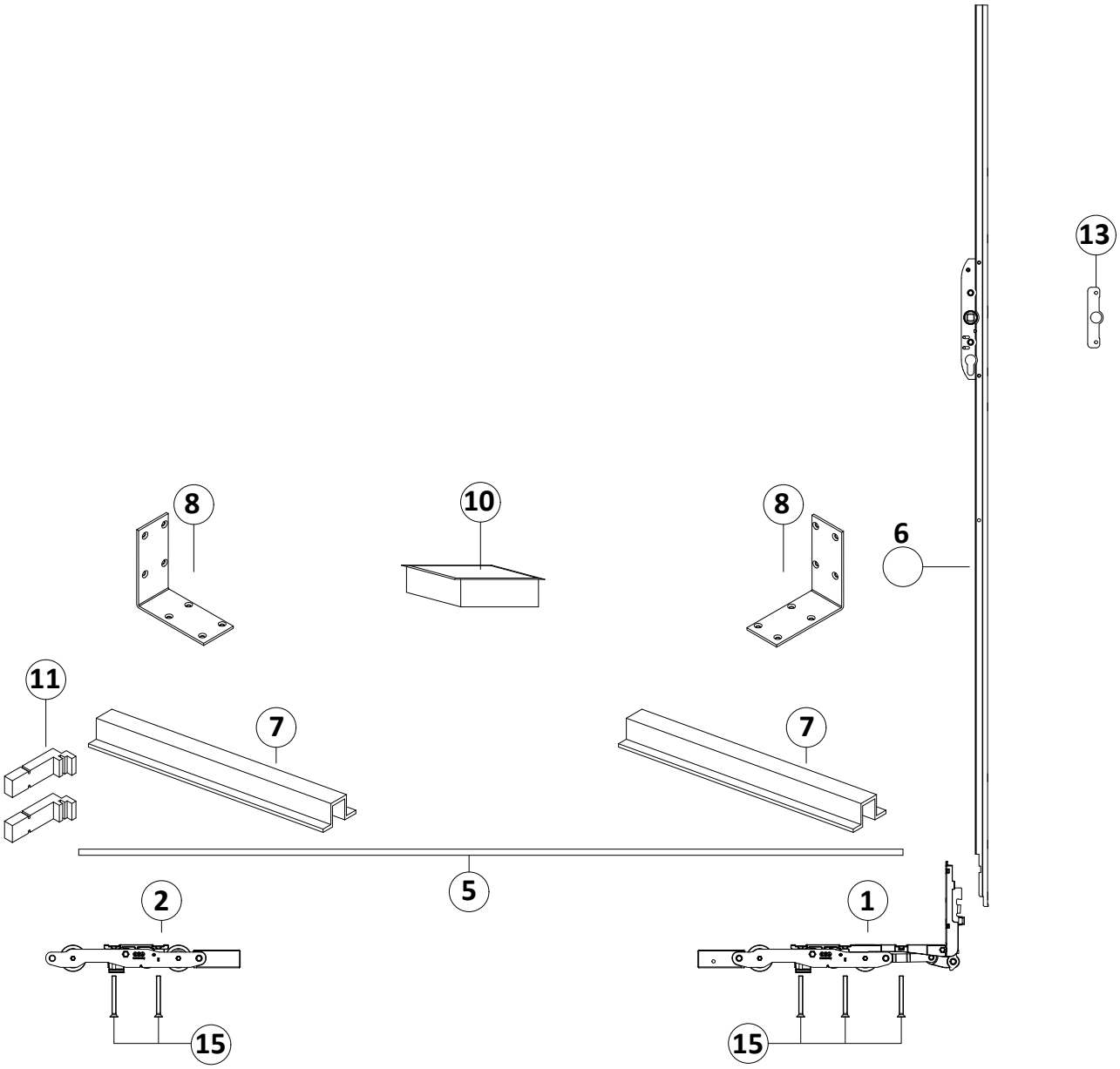

Schema | *Type* F3

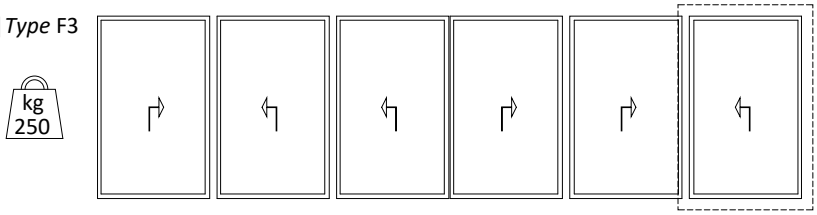

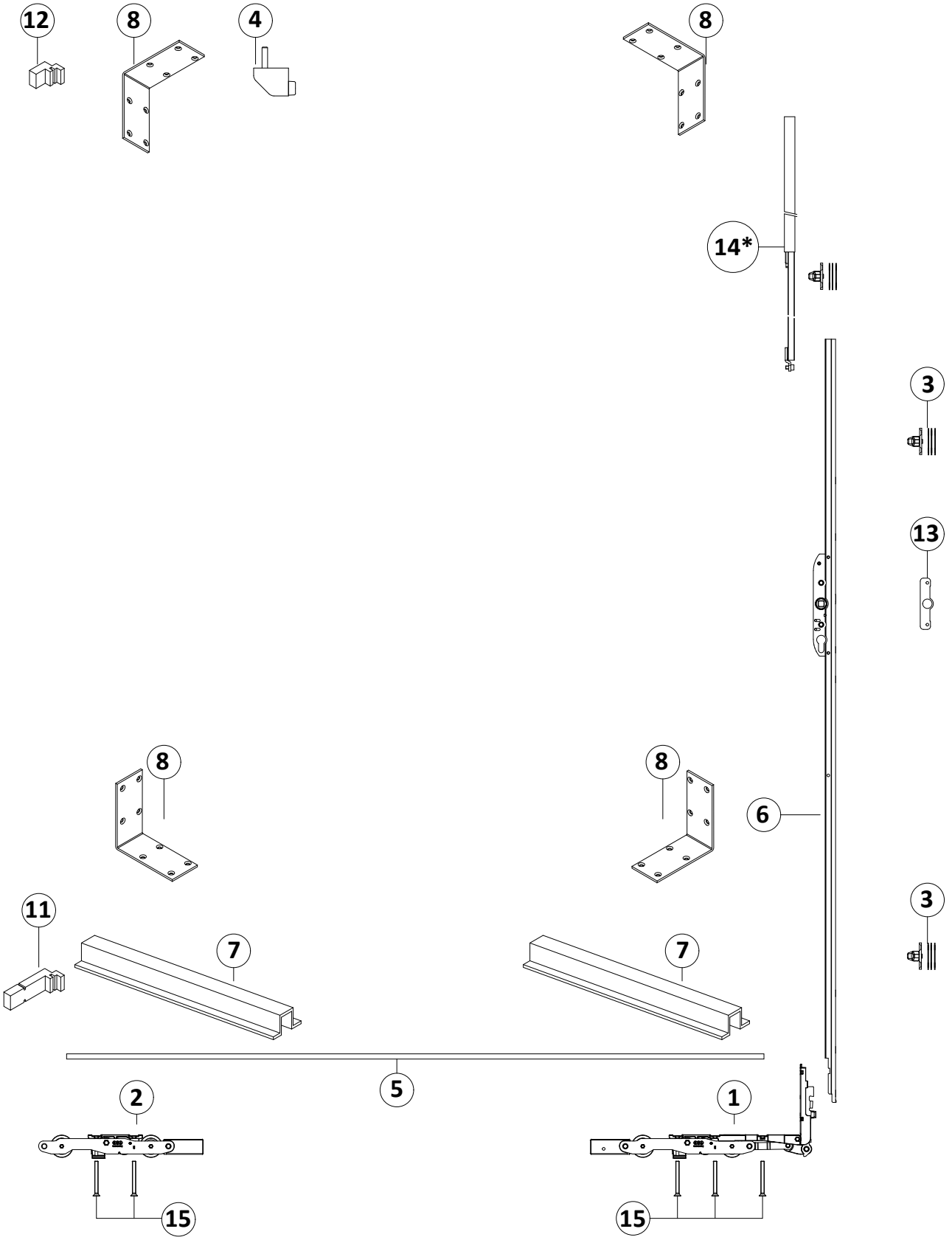

Schema | *Type* S2

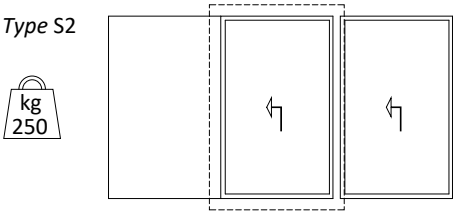

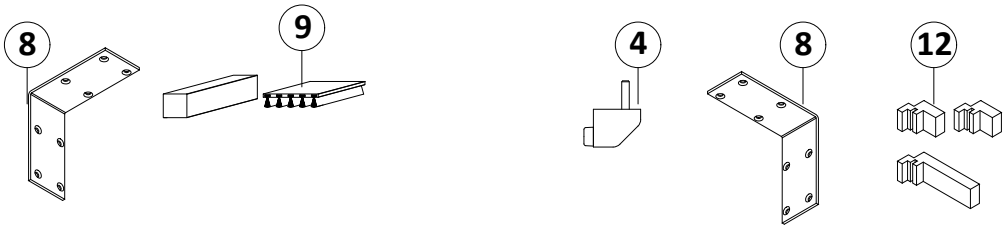

	AG2996S2 - DESCRIZIONE	*DESCRIPTION AG2996S2*
1	Carrello anteriore	*Front carriage*
2	Carrello posteriore	*Rear carriage*
3	Rostro di chiusura	*Locking pin*
4	Fermo anta	*Bumper stop*
5	Barra di unione	*Stopper*
6	Meccanismo	*Mechanism*
7	Profilo omega per fissaggio carrelli	*Reinforcement profile for fixing carriage*
8	Kit rinforzo angoli	*Kit reinforcement*
9	Tampone centrale di tenuta su guida sup.	*Central sealing pad for upper rail*
10	Tampone centrale di tenuta su guida inf.	*Central sealing pad for bottom rail*
11	Tampone di tenuta in neoprene	*Neoprene sealing pads*
12	Tampone di tenuta in neoprene	*Neoprene sealing pads*
13	Piastra per fissaggio maniglione singolo	*Plate to attach single handle*
14*	Prolunga meccanismo	*Additional mechanism*
15	Vite fissaggio carrelli (CV1140I/M)	*Carriage fixing screw (CV1140I/M)*

* Presente solo su kit AG2996-7S2.E1
Only an the kit AG2996-7S2.E1

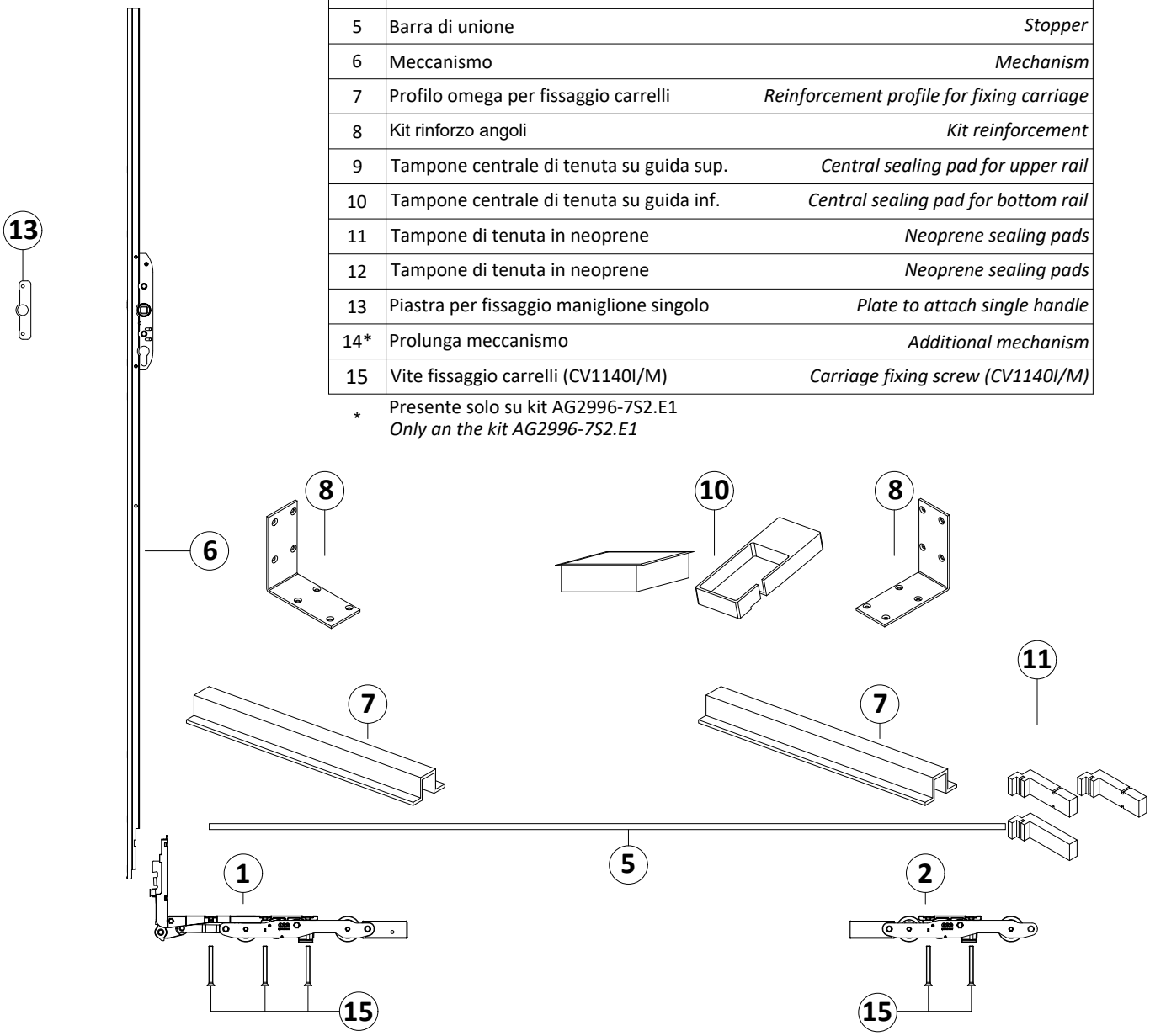

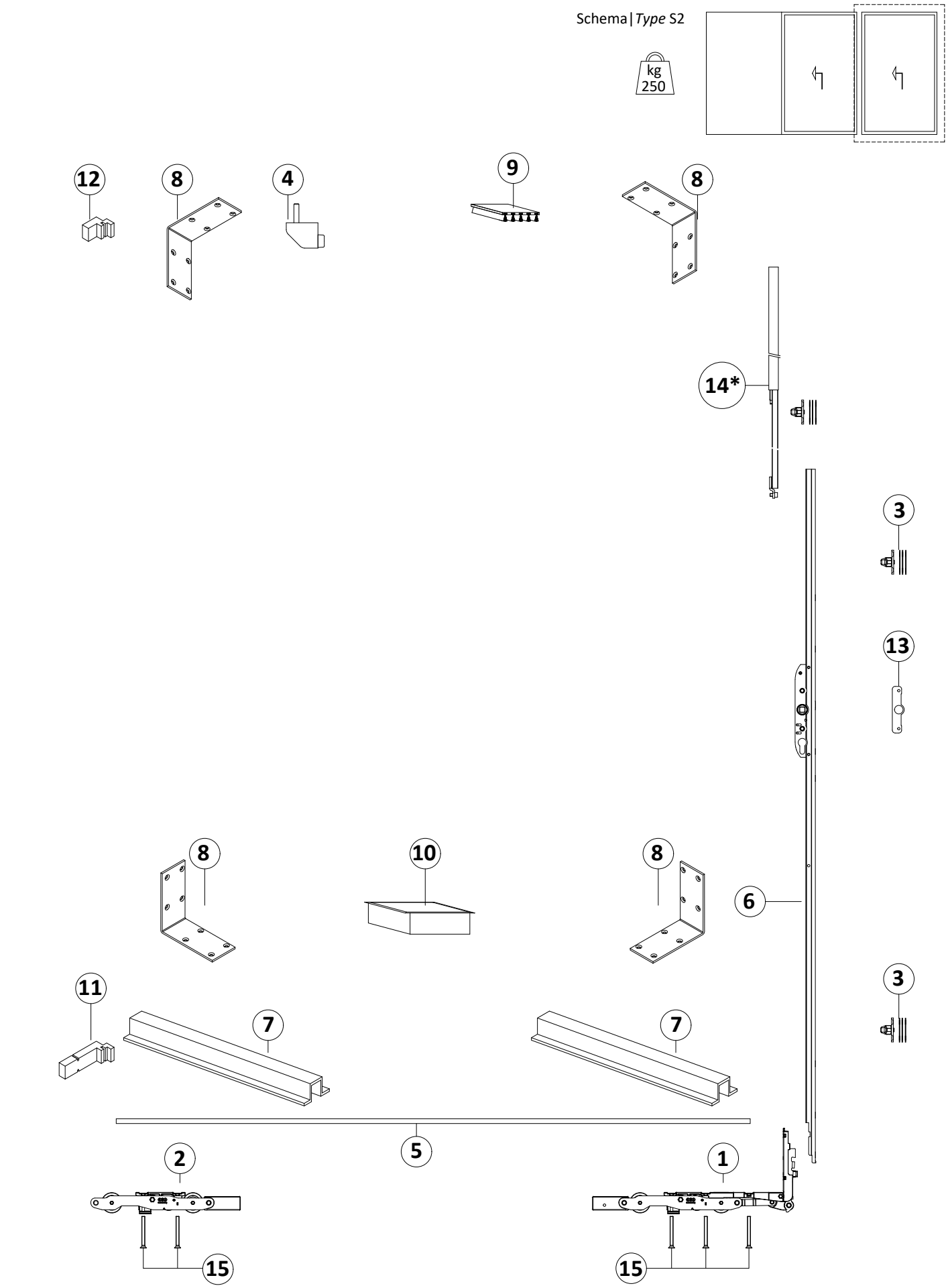
Schema | *Type* S2
kg
250
12
8
4
9
8
14*
3
13
8
10
8
6
11
7
7
3
5
2
1
15
15

Schema|*Type* T2

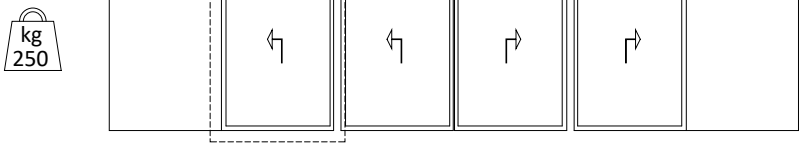

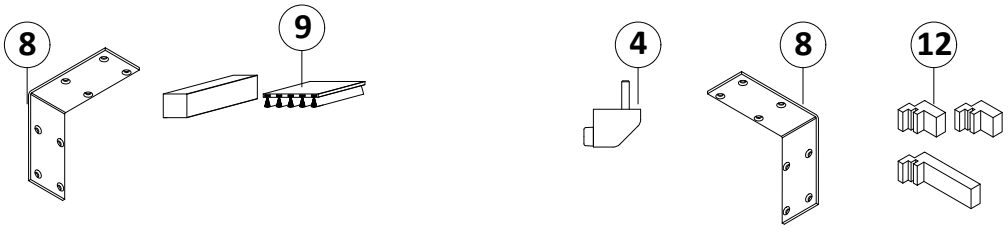

	AG2996T2- DESCRIZIONE|*DESCRIPTION AG2996T2*	
1	Carrello anteriore	*Front carriage*
2	Carrello posteriore	*Rear carriage*
3	Rostro di chiusura	*Locking pin*
4	Fermo anta	*Bumper stop*
5	Barra di unione	*Stopper*
6	Meccanismo	*Mechanism*
7	Profilo omega per fissaggio carrelli	*Reinforcement profile for fixing carriage*
8	Kit rinforzo angoli	*Kit reinforcement*
9	Tampone centrale di tenuta su guida sup.	*Central sealing pad for upper rail*
10	Tampone centrale di tenuta su guida inf.	*Central sealing pad for bottom rail*
11	Tampone di tenuta in neoprene	*Neoprene sealing pads*
12	Tampone di tenuta in neoprene	*Neoprene sealing pads*
13	Piastra per fissaggio maniglione singolo	*Plate to attach single handle*
14*	Prolunga meccanismo	*Additional mechanism*
15	Vite fissaggio carrelli (CV1140I/M)	*Carriage fixing screw (CV1140I/M)*

* Presente solo su kit AG2996-7T2.E1
Only an the kit AG2996-7T2.E1

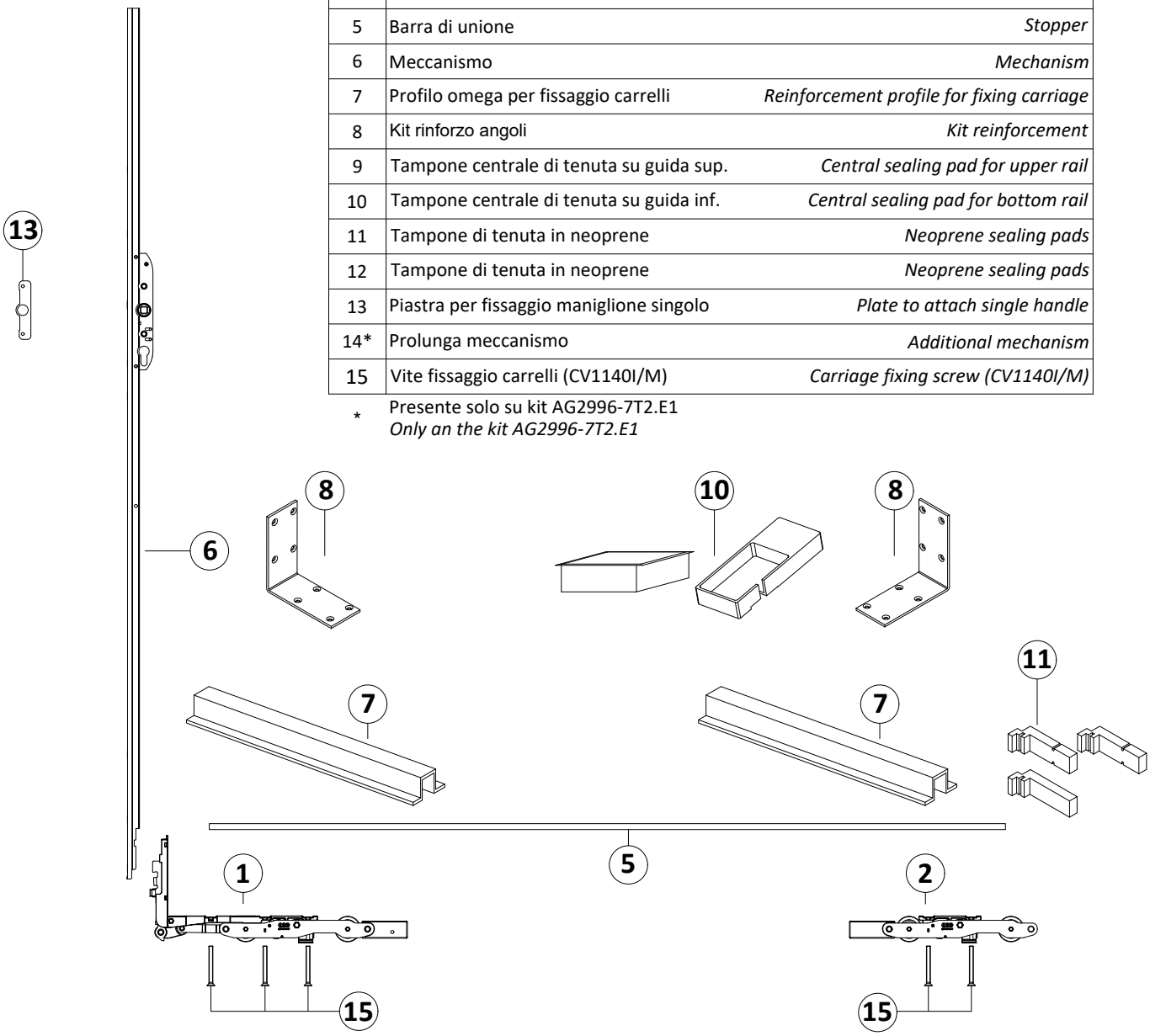

Schema | *Type* T2

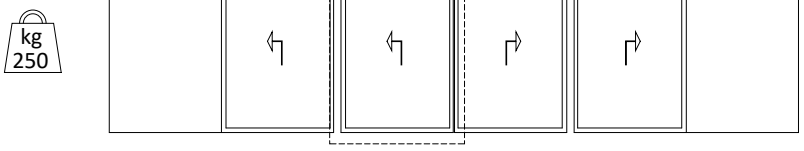

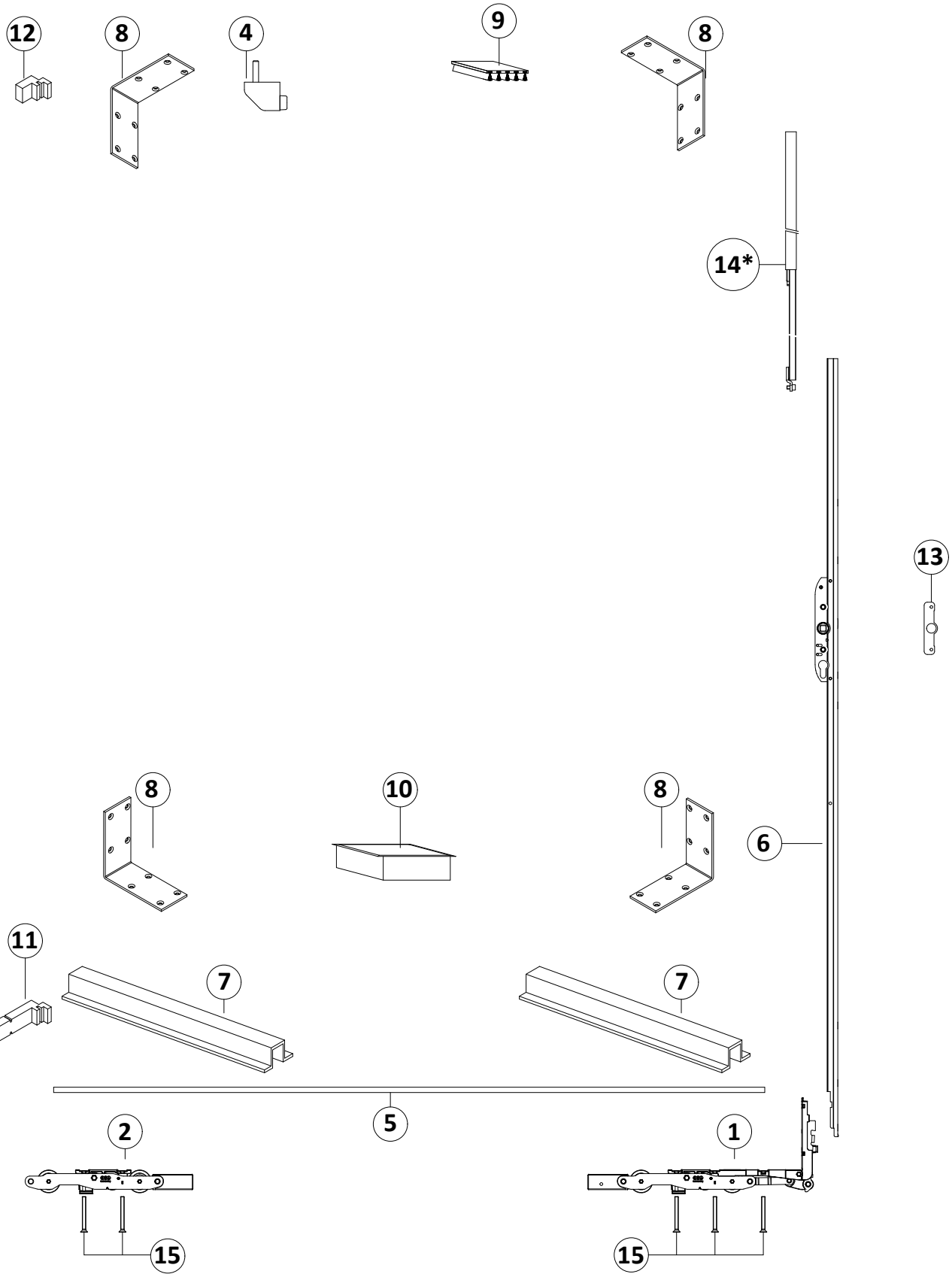

Schema | *Type* T2

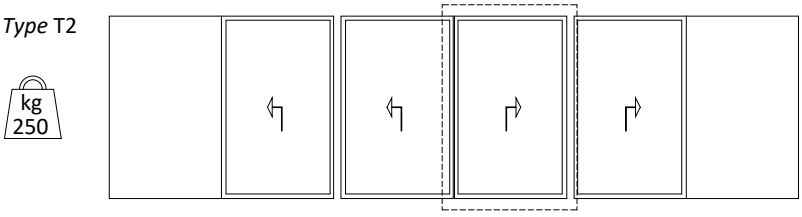

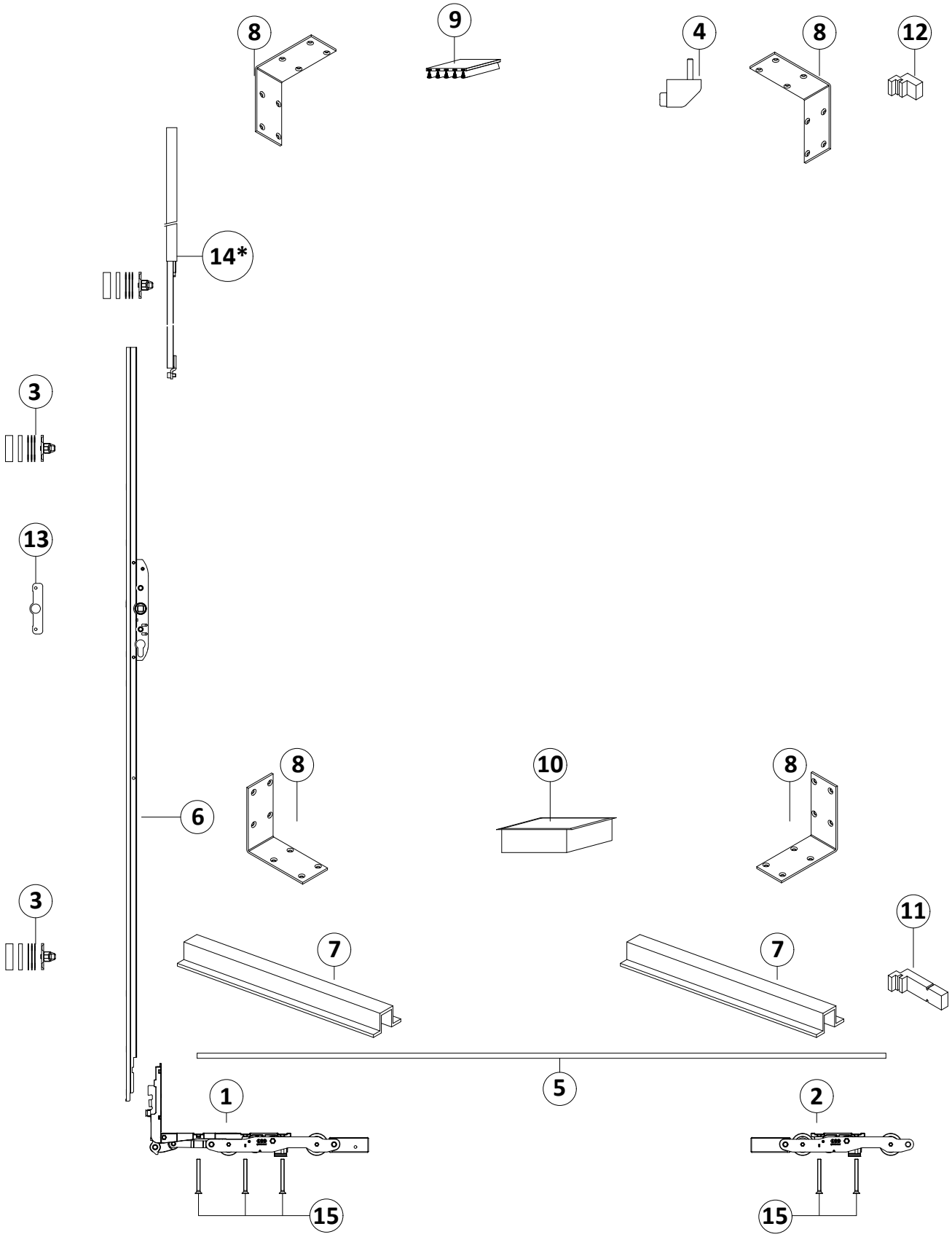

Schema | *Type* T2

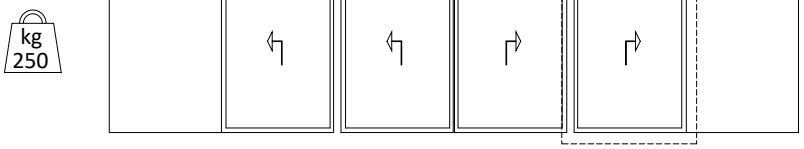

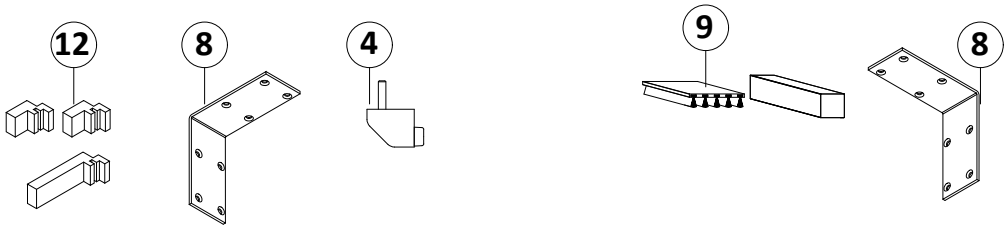

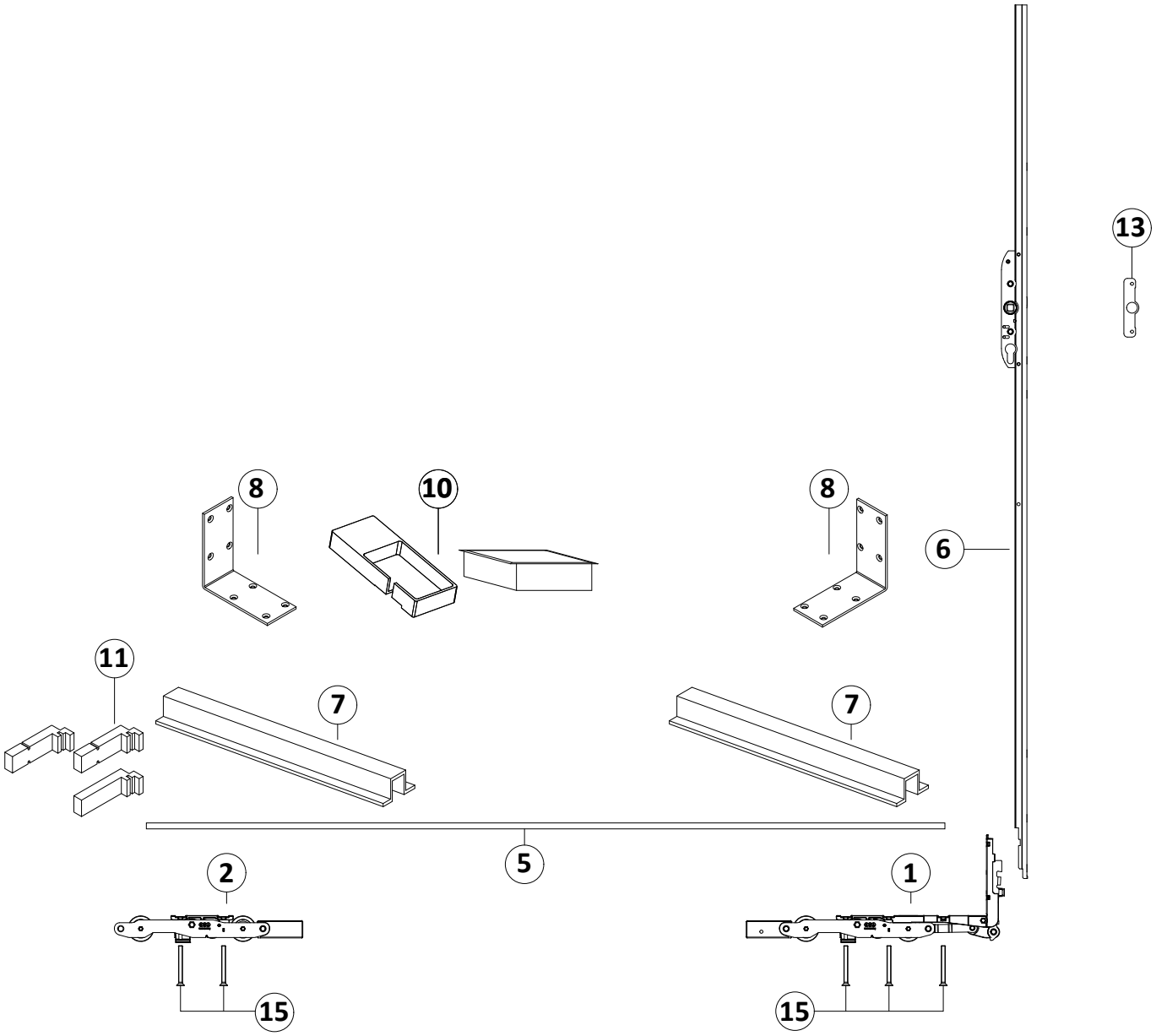

Schema | *Type* S3

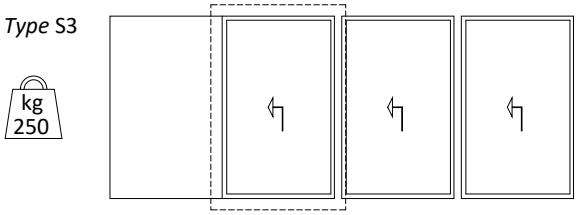

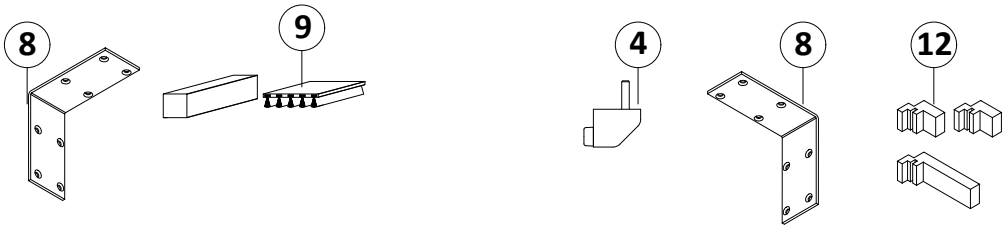

	AG2996-7S3 - DESCRIZIONE | *DESCRIPTION AG2996-7S3*	
1	Carrello anteriore	*Front carriage*
2	Carrello posteriore	*Rear carriage*
3	Rostro di chiusura	*Locking pin*
4	Fermo anta	*Bumper stop*
5	Barra di unione	*Stopper*
6	Meccanismo	*Mechanism*
7	Profilo omega per fissaggio carrelli	*Reinforcement profile for fixing carriage*
8	Kit rinforzo angoli	*Kit reinforcement*
9	Tampone centrale di tenuta su guida sup.	*Central sealing pad for upper rail*
10	Tampone centrale di tenuta su guida inf.	*Central sealing pad for bottom rail*
11	Tampone di tenuta in neoprene	*Neoprene sealing pads*
12	Tampone di tenuta in neoprene	*Neoprene sealing pads*
13	Piastra per fissaggio maniglione singolo	*Plate to attach single handle*
14*	Prolunga meccanismo	*Additional mechanism*
15	Vite fissaggio carrelli (CV1140I/M)	*Carriage fixing screw (CV1140I/M)*

* Presente solo su kit AG2996-7S3.E1
Only an the kit AG2996-7S3.E1

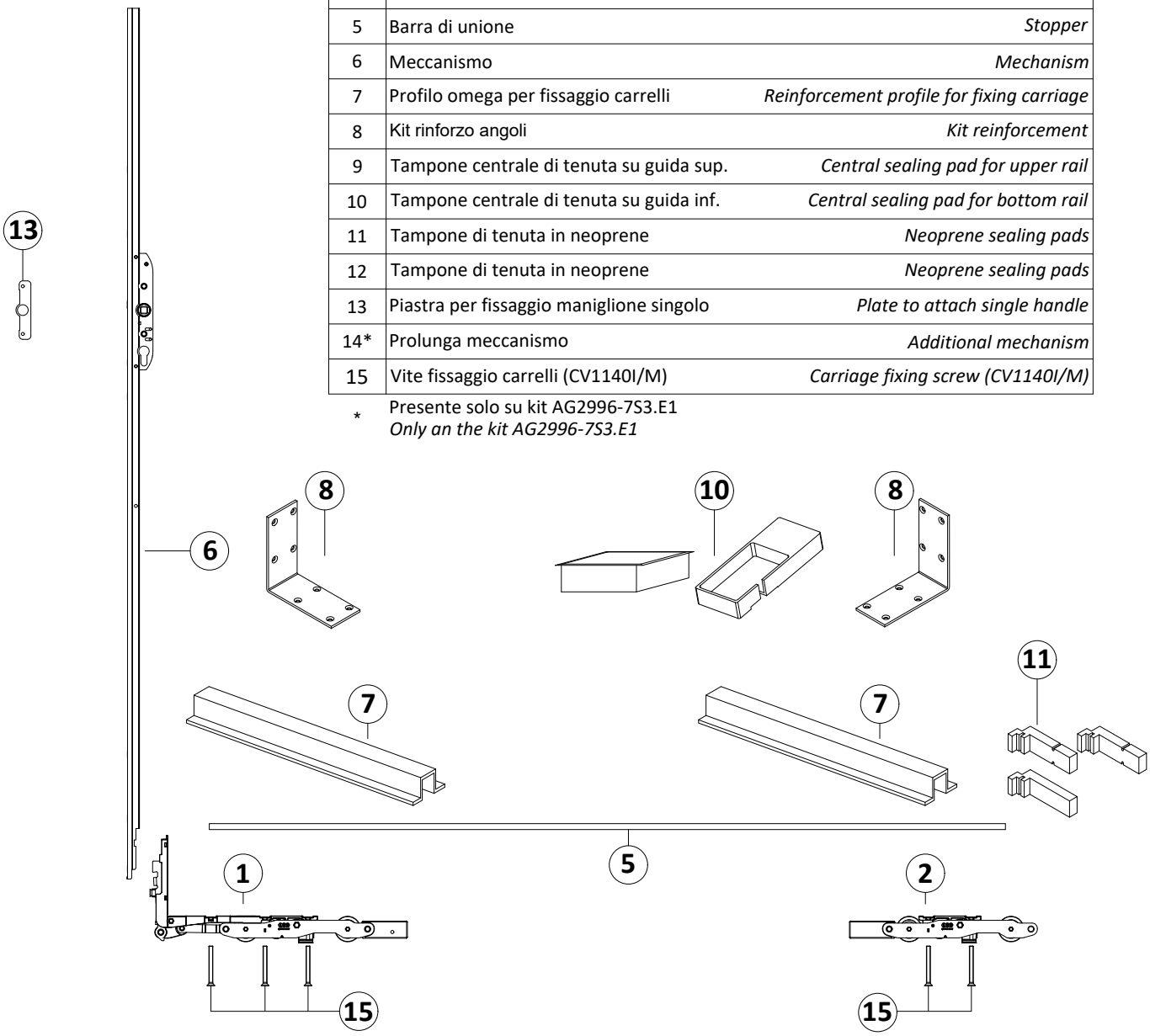

Schema | *Type* S3

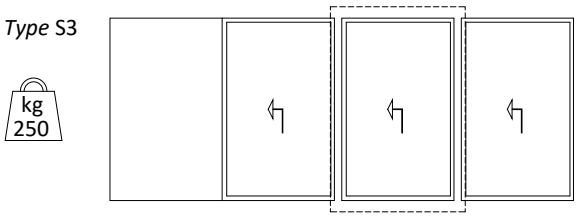



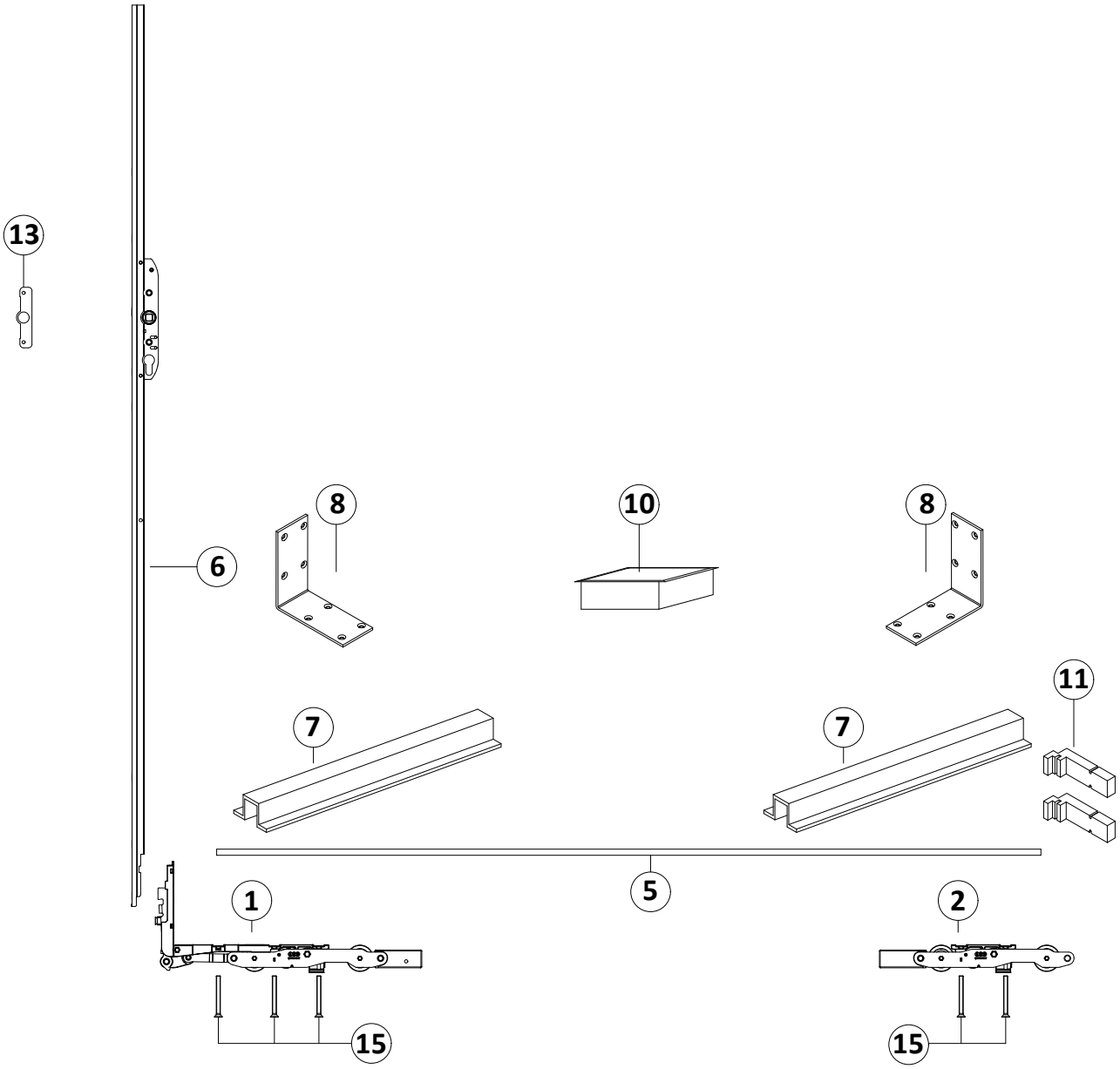

Schema | *Type* S3

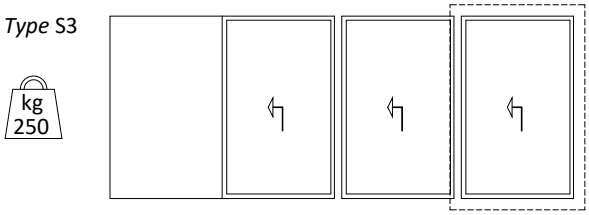

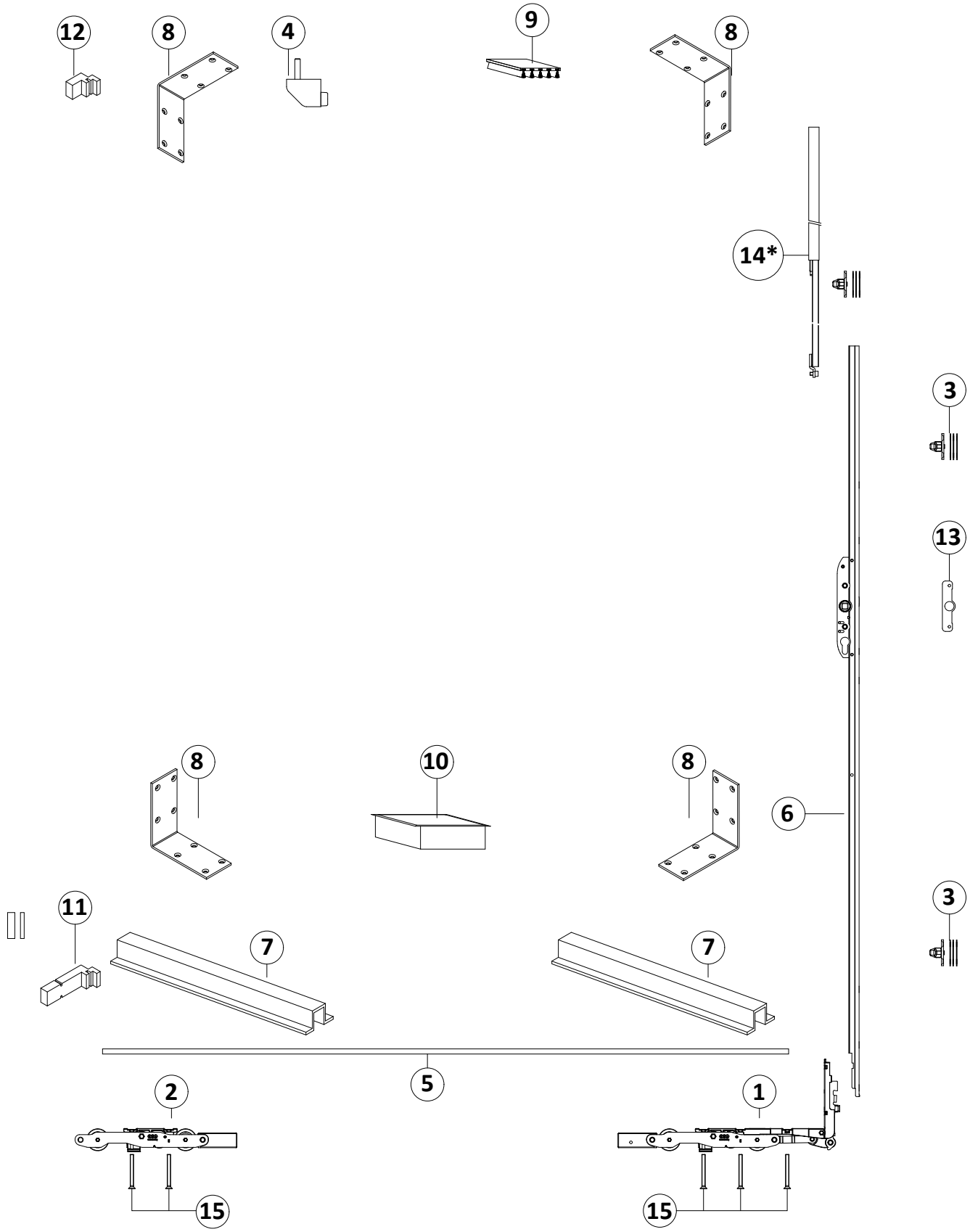

Schema | *Type* T3

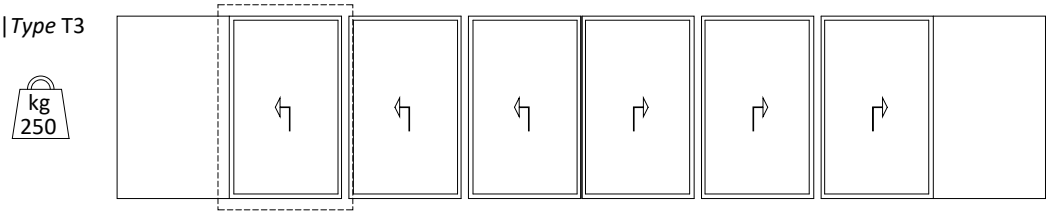

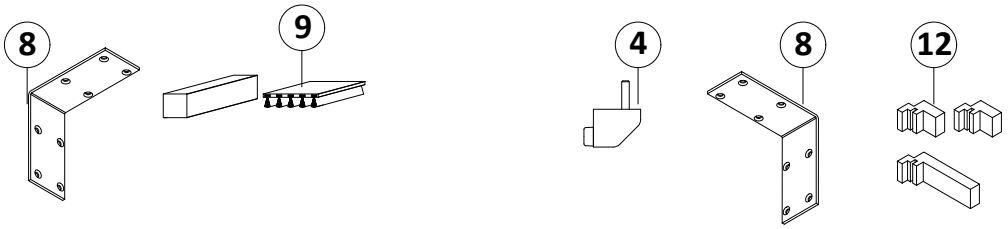

	AG2996T3 - DESCRIZIONE	*DESCRIPTION AG2996T3*
1	Carrello anteriore	*Front carriage*
2	Carrello posteriore	*Rear carriage*
3	Rostro di chiusura	*Locking pin*
4	Fermo anta	*Bumper stop*
5	Barra di unione	*Stopper*
6	Meccanismo	*Mechanism*
7	Profilo omega per fissaggio carrelli	*Reinforcement profile for fixing carriage*
8	Kit rinforzo angoli	*Kit reinforcement*
9	Tampone centrale di tenuta su guida sup.	*Central sealing pad for upper rail*
10	Tampone centrale di tenuta su guida inf.	*Central sealing pad for bottom rail*
11	Tampone di tenuta in neoprene	*Neoprene sealing pads*
12	Tampone di tenuta in neoprene	*Neoprene sealing pads*
13	Piastra per fissaggio maniglione singolo	*Plate to attach single handle*
14*	Prolunga meccanismo	*Additional mechanism*
15	Vite fissaggio carrelli (CV1140I/M)	*Carriage fixing screw (CV1140I/M)*

* Presente solo su kit AG2996T3.E1
Only an the kit AG2996T3.E1

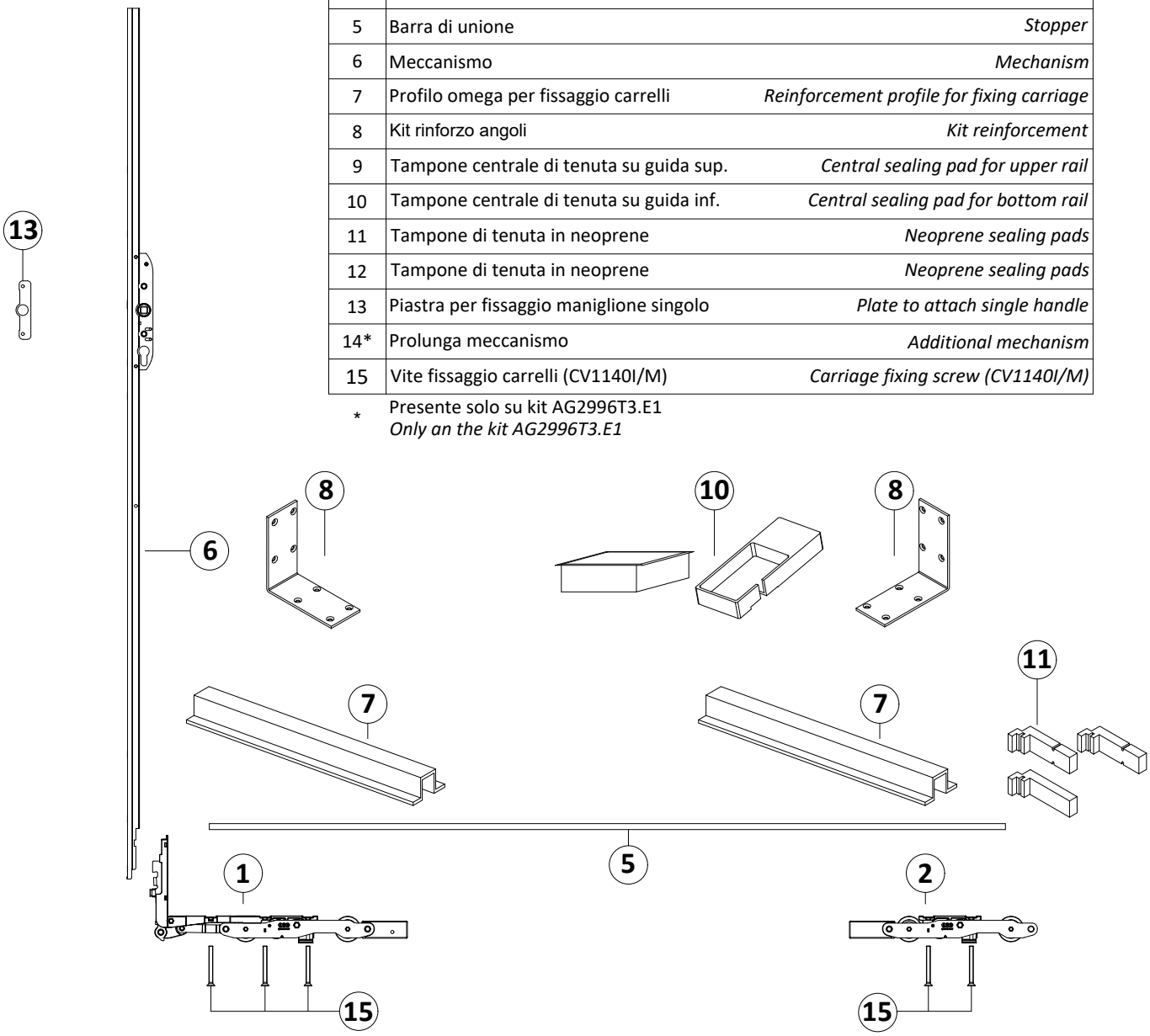

Schema | *Type* T3

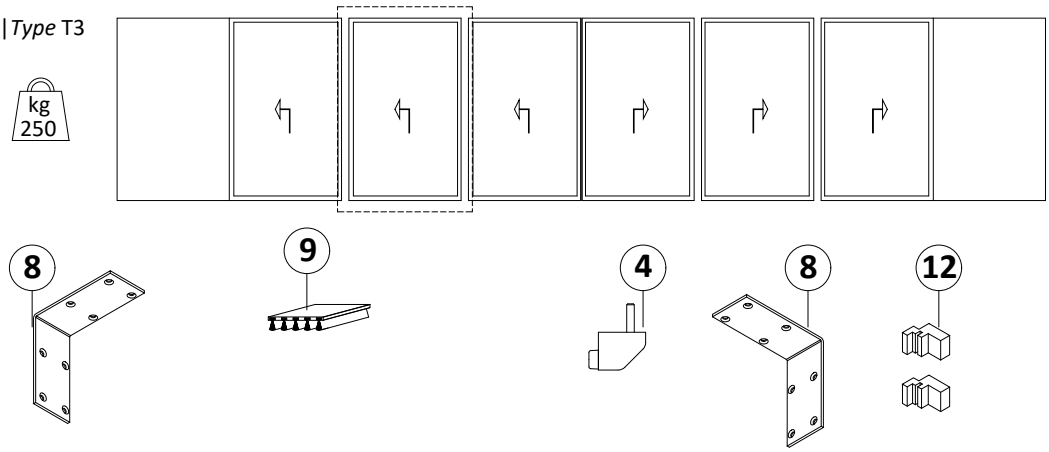

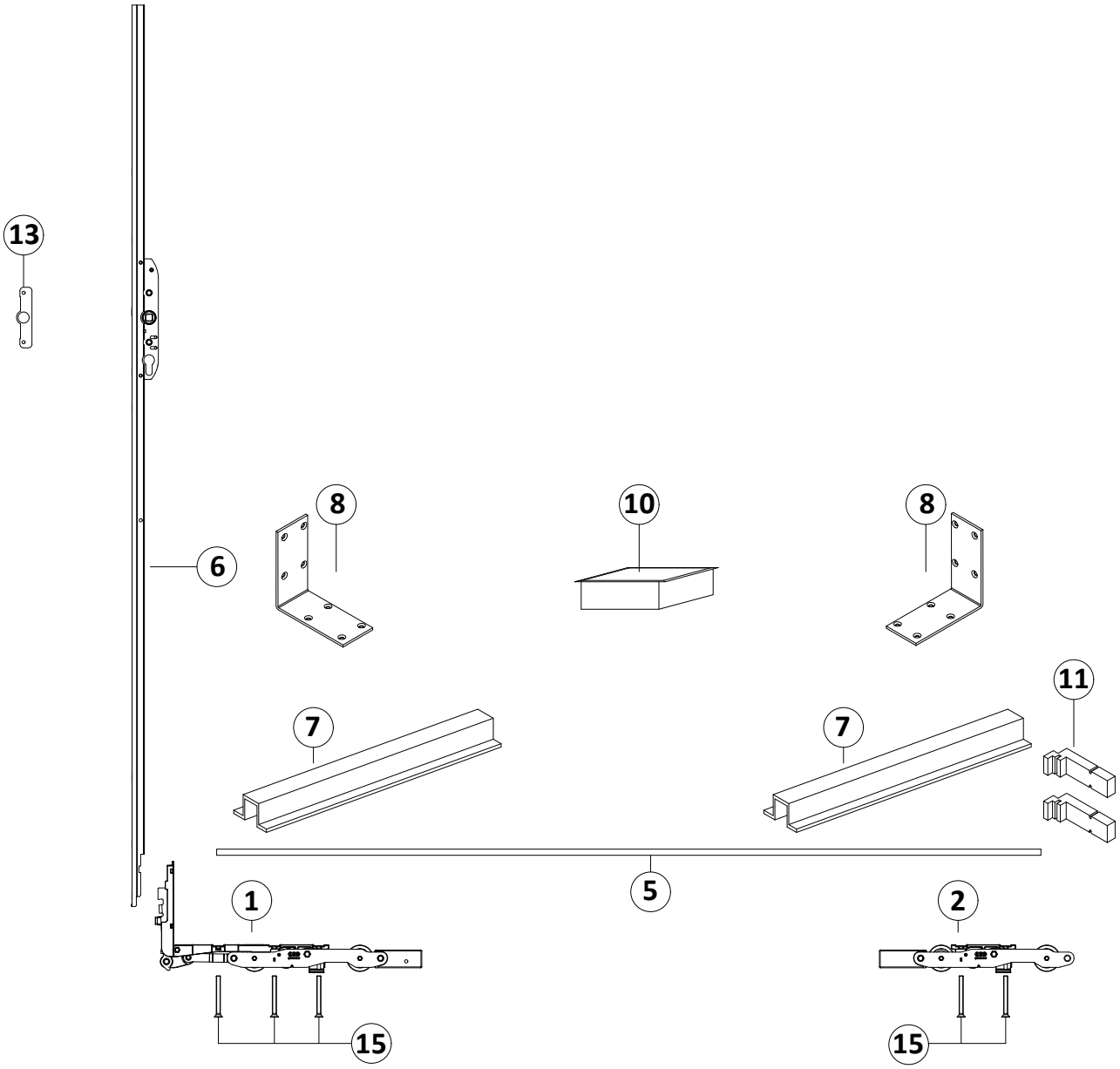

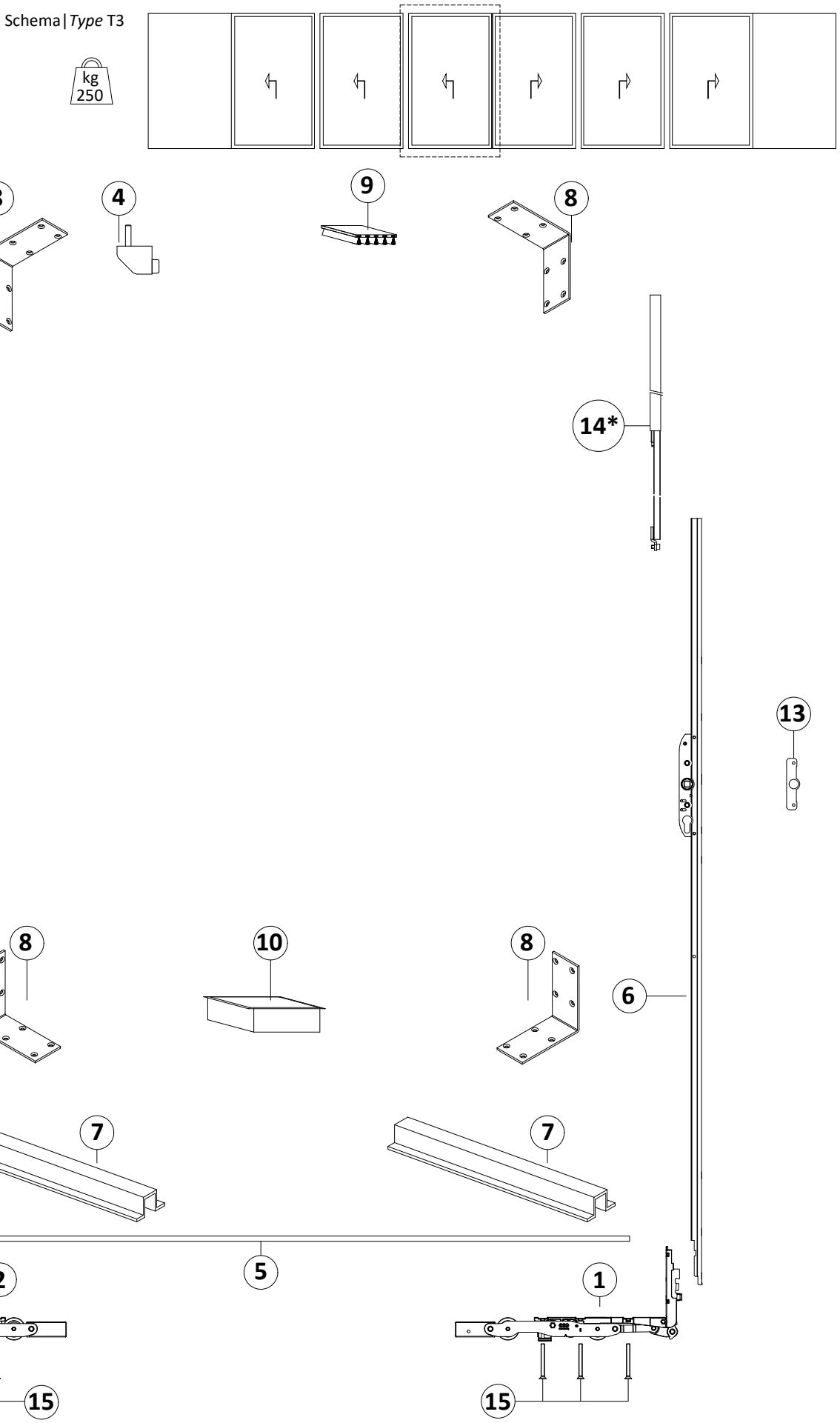
Schema | *Type* T3
kg
250
12
8
4
9
8
14*
13
8
10
8
6
11
7
7
5
2
1
15
15

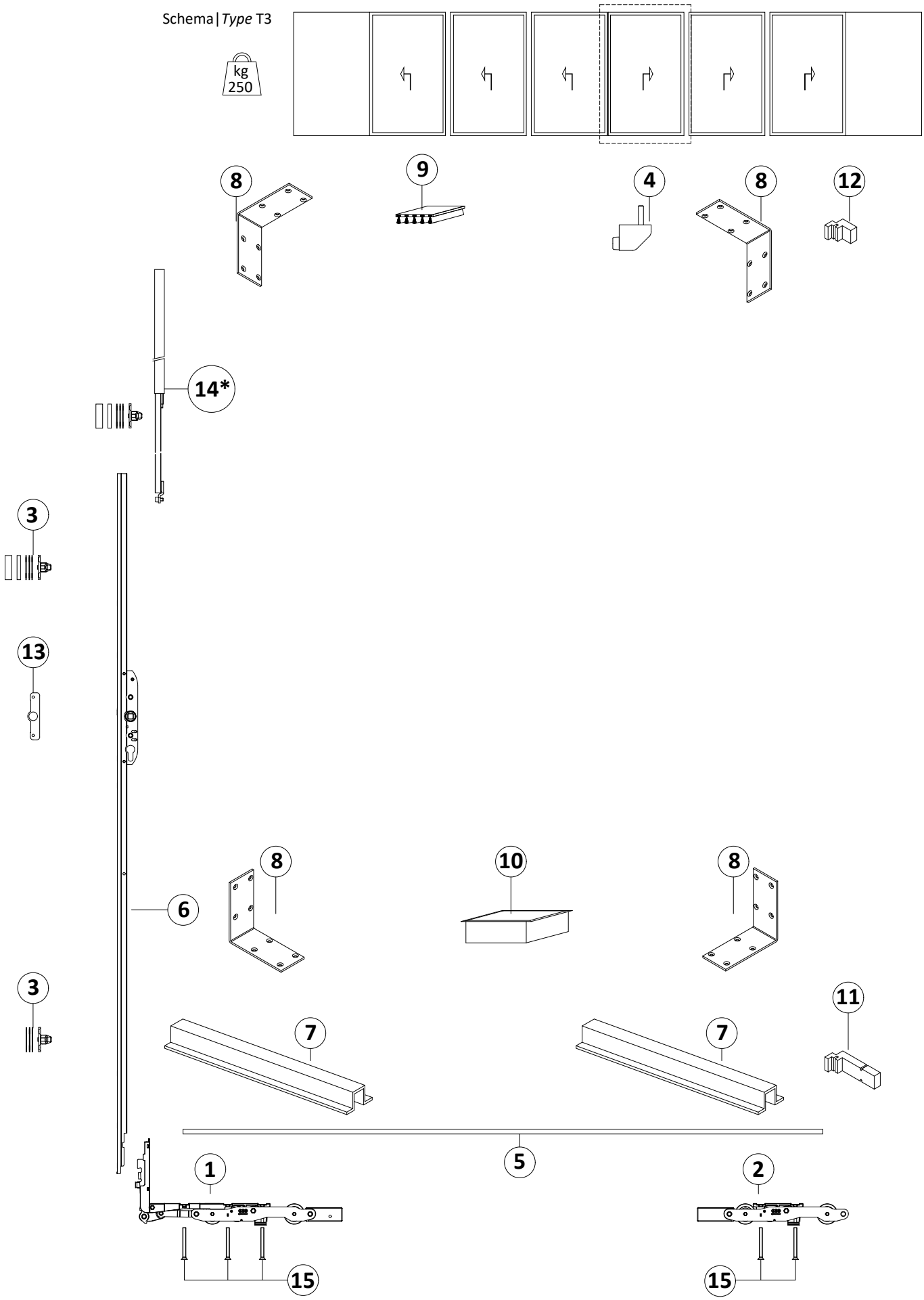
Schema | *Type* T3
kg
250
8
9
4
8
12
14*
3
13
8
10
8
6
3
7
7
11
5
1
2
15
15

Schema | *Type* T3

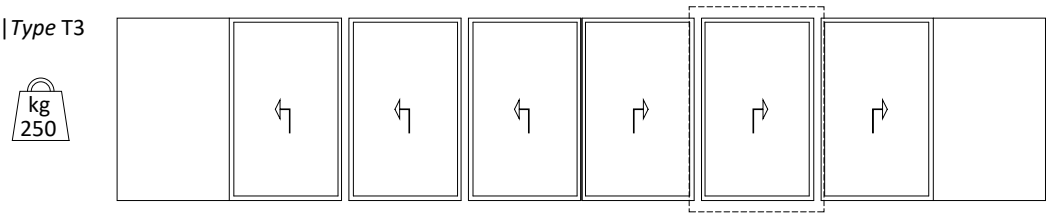



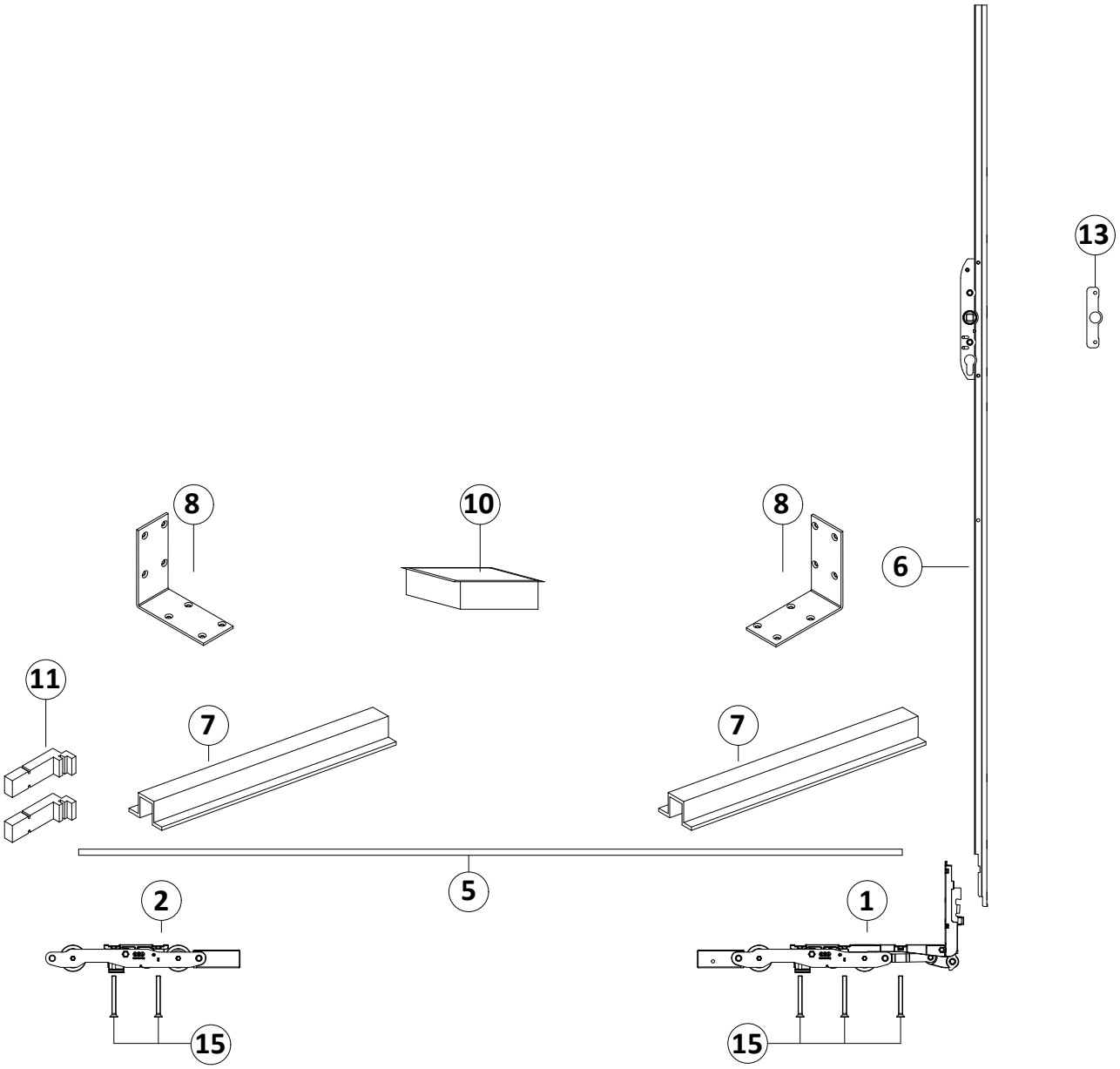

Schema | *Type* T3

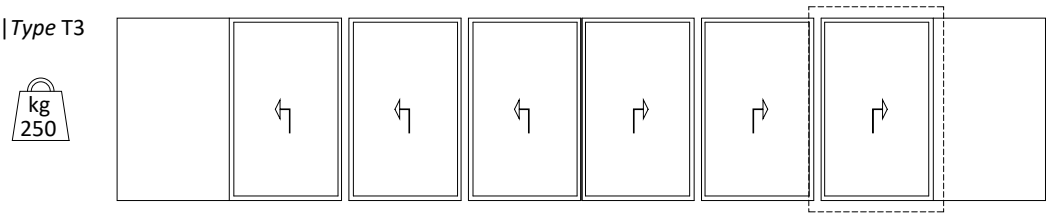

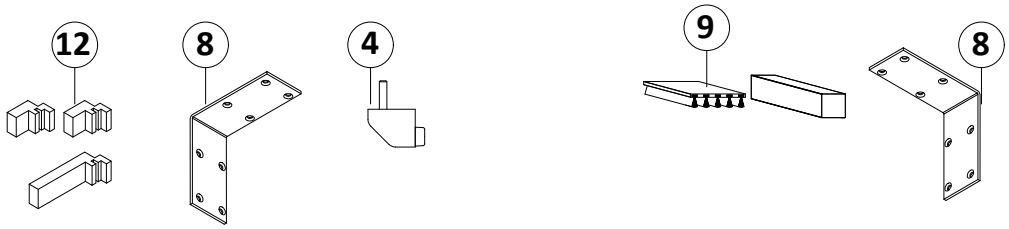

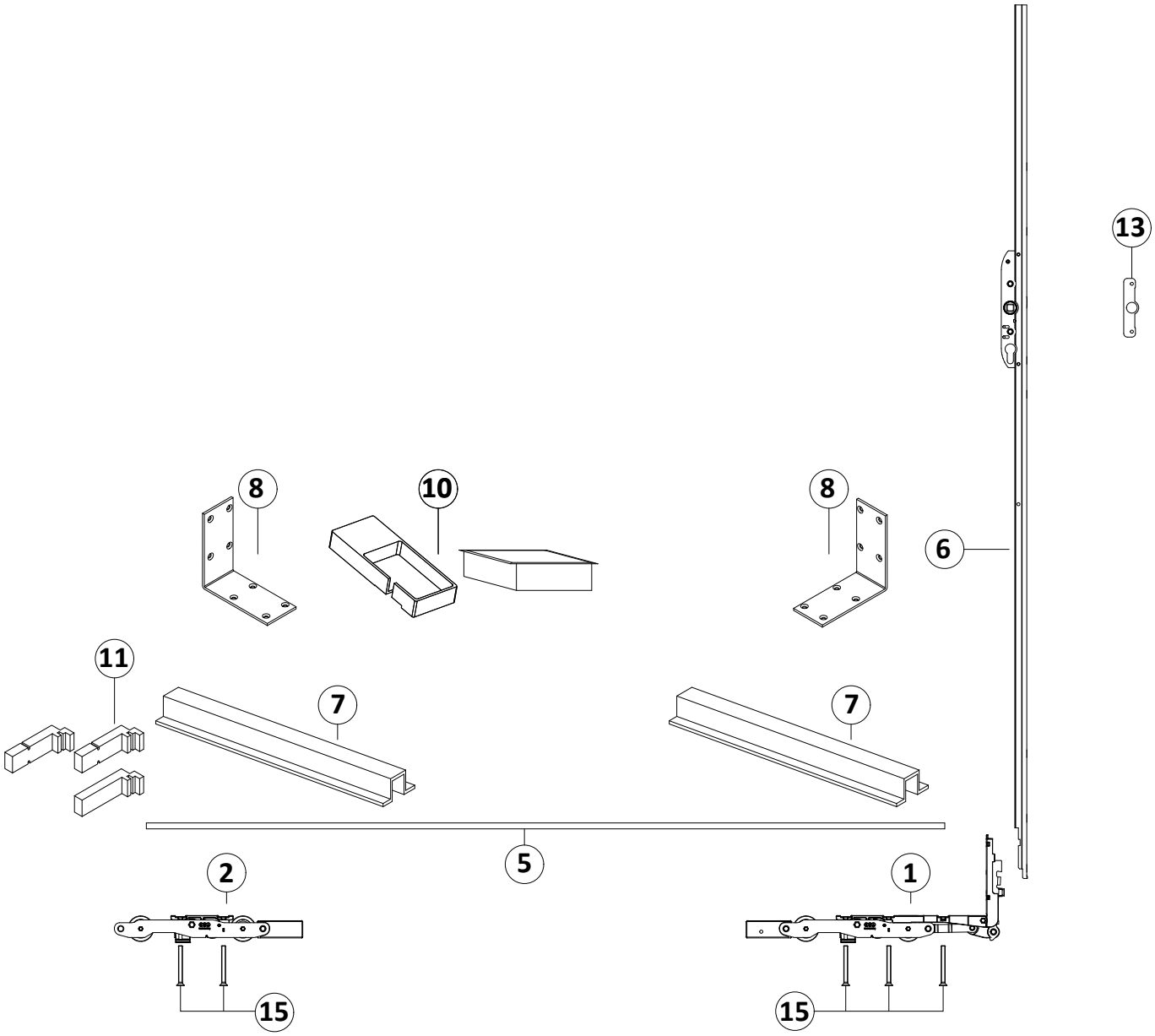

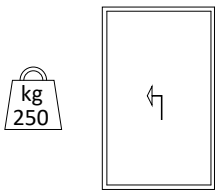

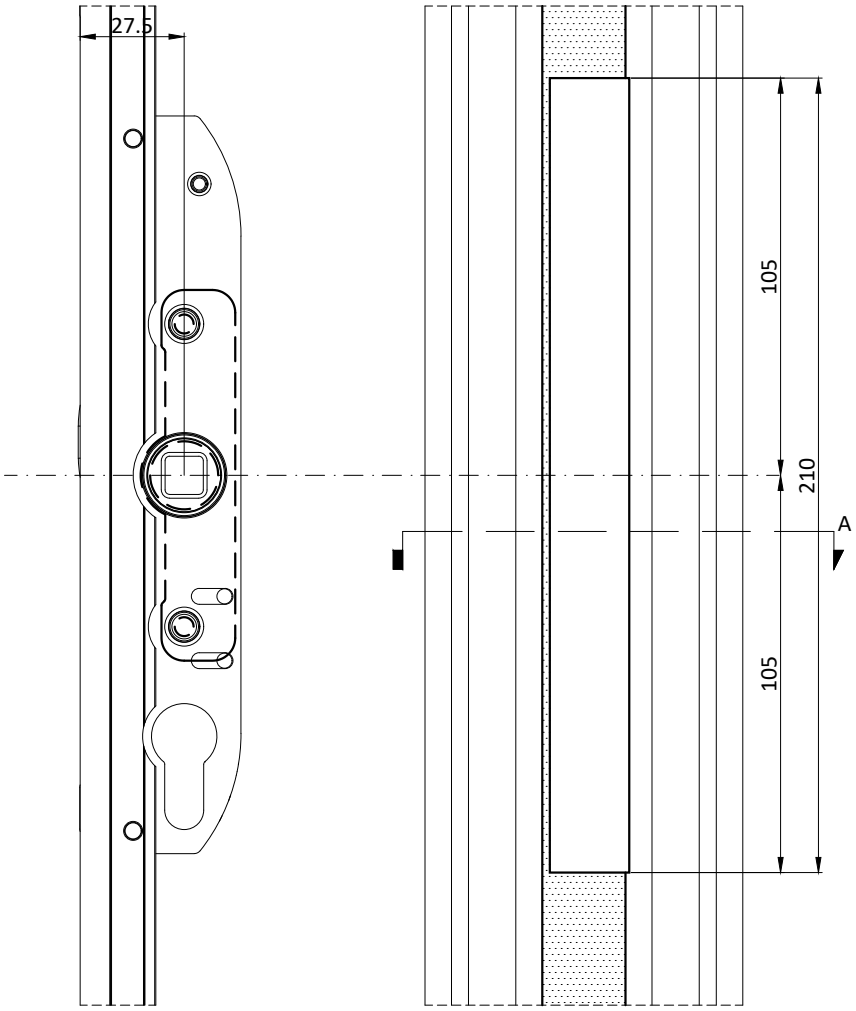

piatto fissaggio maniglione singolo
con fori M5 applicare a pressione
single handle fixing plate
with M5 holes press-fit

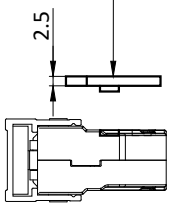

sezione | *section* A

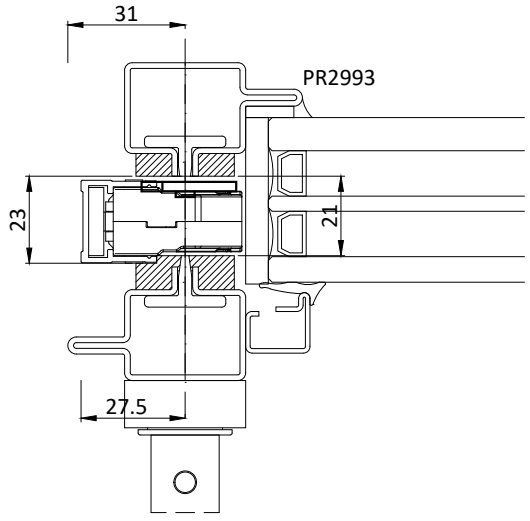

sezione | *section* A

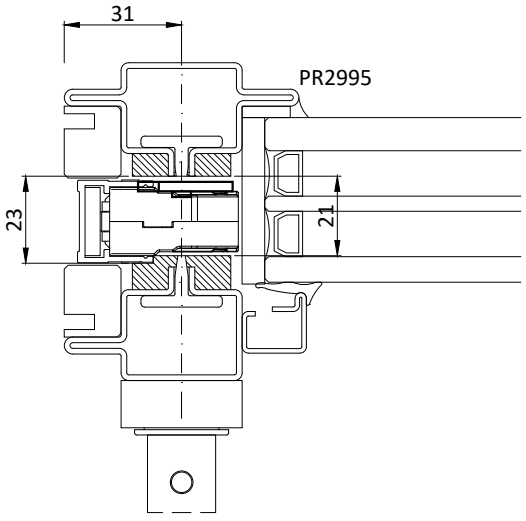

ACV212.xx finiture
ACV212.xx *finishing*

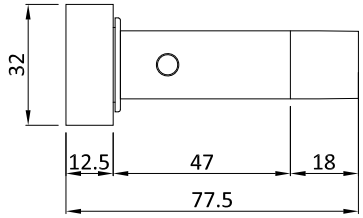

ACV213.xx finiture
ACV213.xx *finishing*

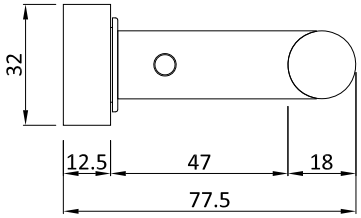

ACV215.xx finiture
ACV215.xx *finishing*

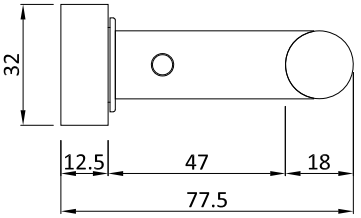

BR ottone grezzo|*untreated brass*
BB ottone brunito|*burnished brass*
CZ acciaio corten | corten steel
SB acciaio inox|*stainless steel*
IX acciaio inox brunito| *burnished stainless steel*

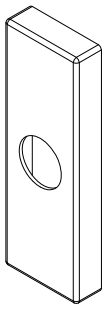

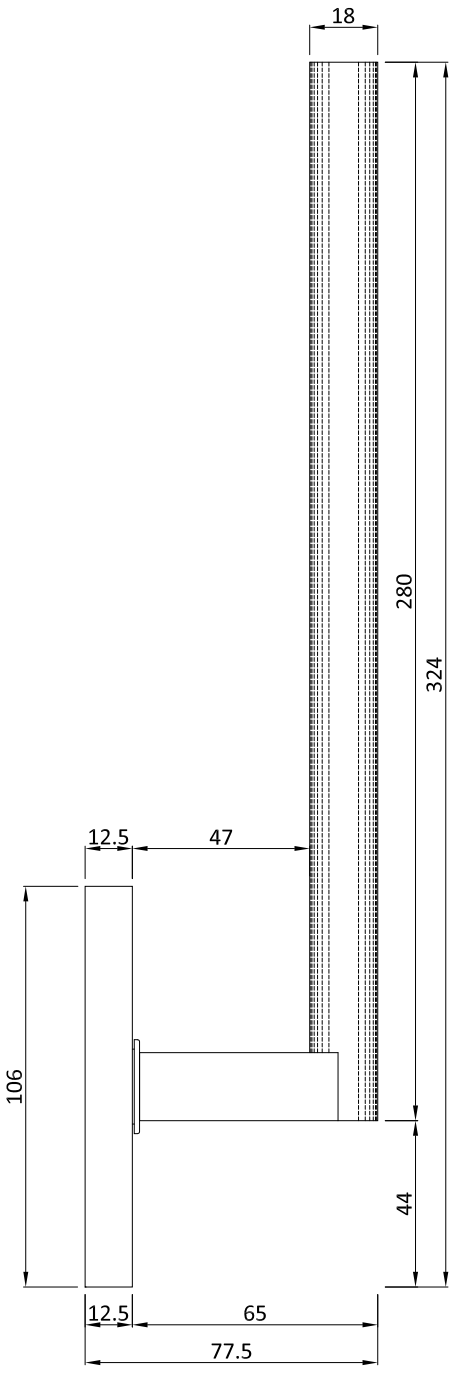

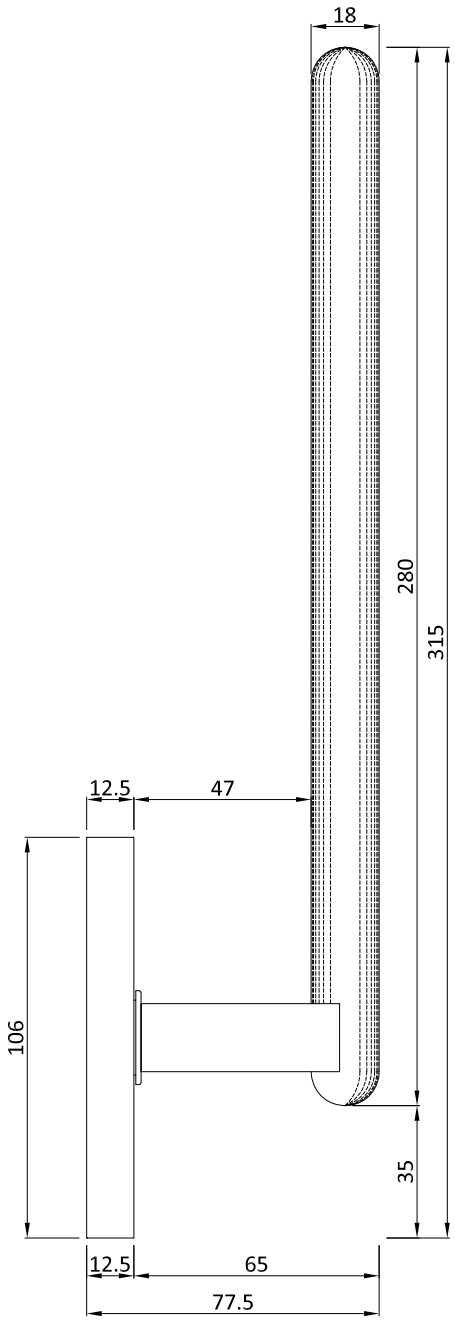

ACV222.xx finiture
ACV222.xx *finishing*

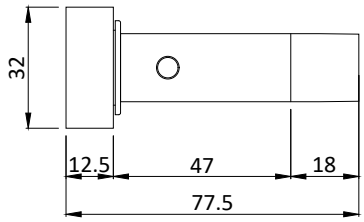

ACV223.xx finiture
ACV223.xx *finishing*

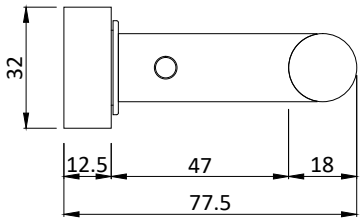

ACV225.xx finiture
ACV225.xx *finishing*

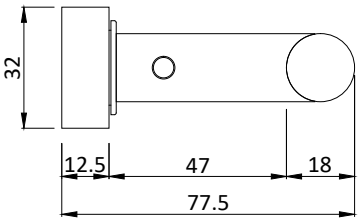

BR ottone grezzo|*untreated brass*
BB ottone brunito|*burnished brass*
CZ acciaio corten | corten steel
SB acciaio inox|*stainless steel*
IX acciaio inox brunito| *burnished stainless steel*

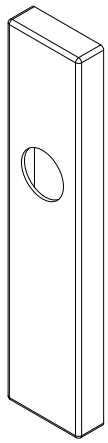

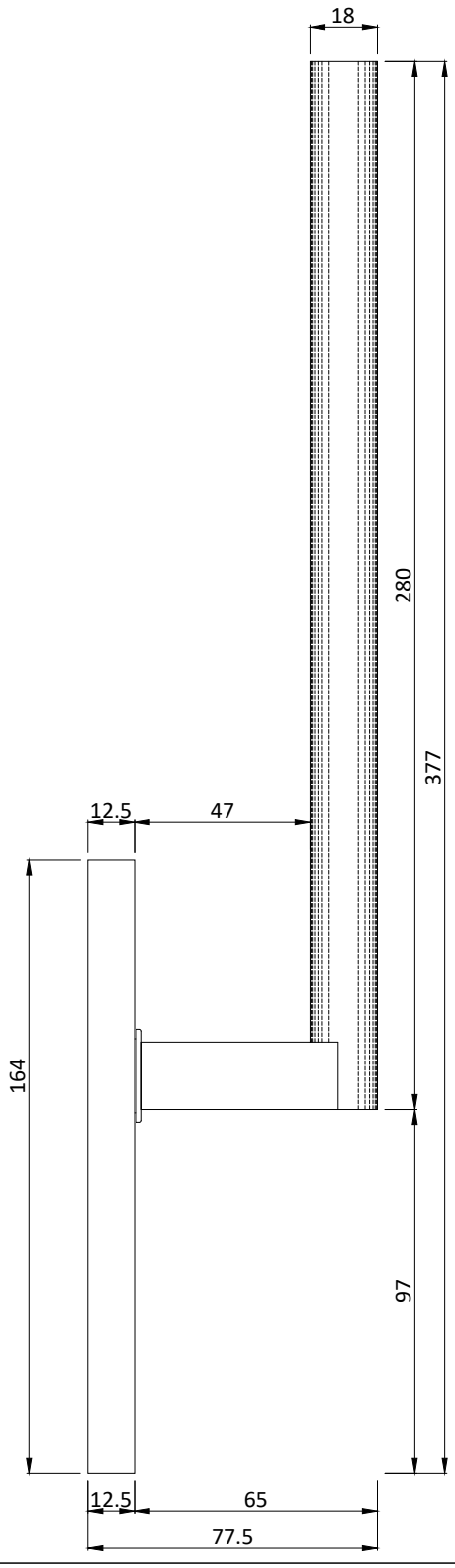

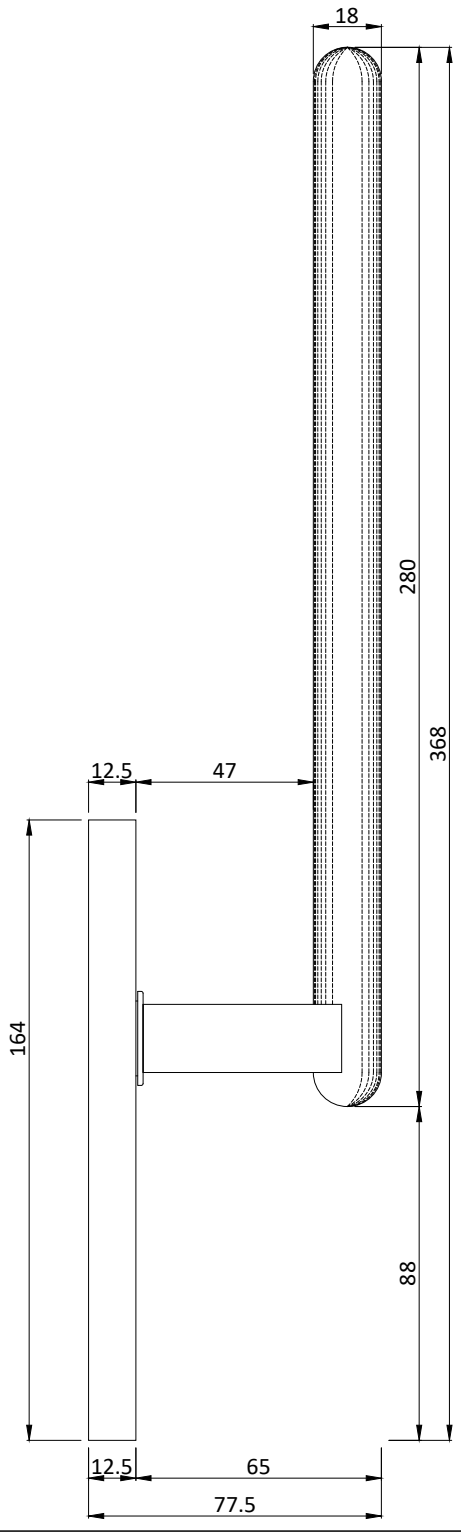

ACV222Y.xx | ACV232Y.xx finiture
ACV222Y.xx | ACV232Y.xx finishing

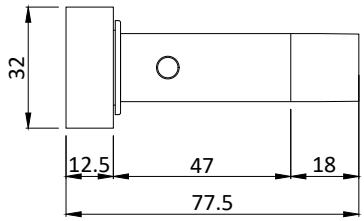

ACV223Y.xx | ACV233Y.xx finiture
ACV223Y.xx | ACV233Y.xx finishing

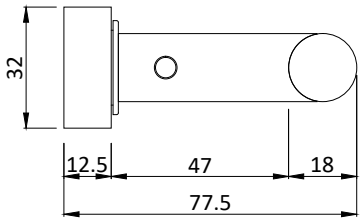

ACV225Y.xx | ACV235Y.xx finiture
ACV225Y.xx | ACV235Y.xx finishing

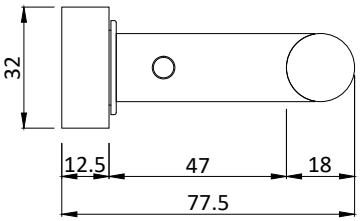

BR ottone grezzo|*untreated brass*
BB ottone brunito|*burnished brass*
CZ acciaio corten | corten steel
SB acciaio inox|*stainless steel*
IX acciaio inox brunito| *burnished stainless steel*

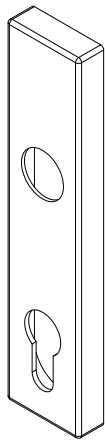

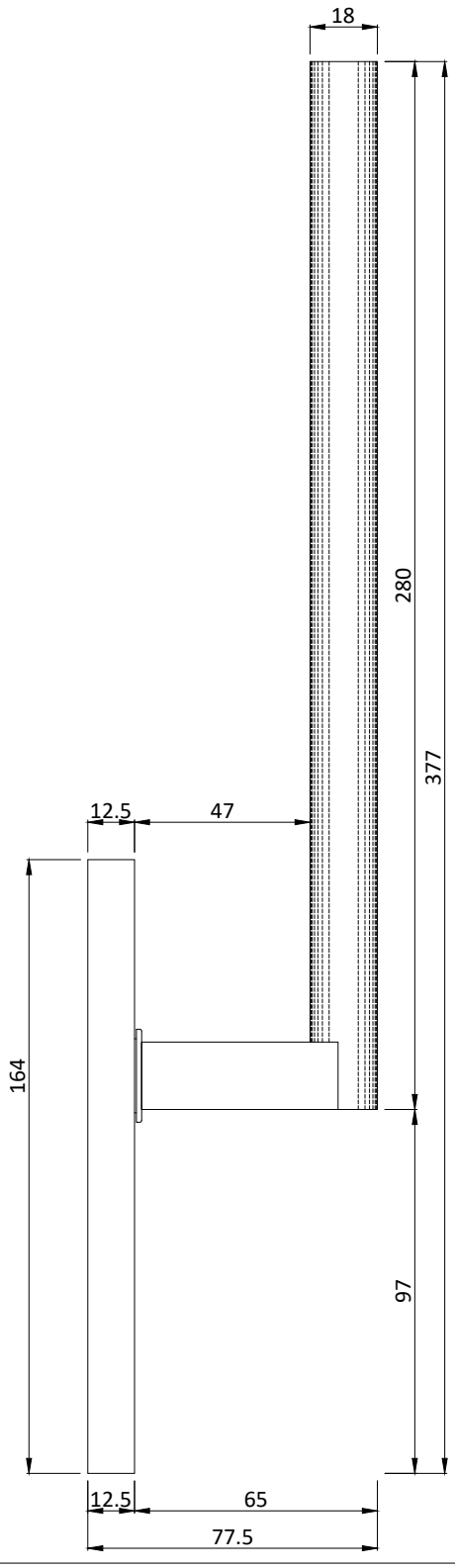

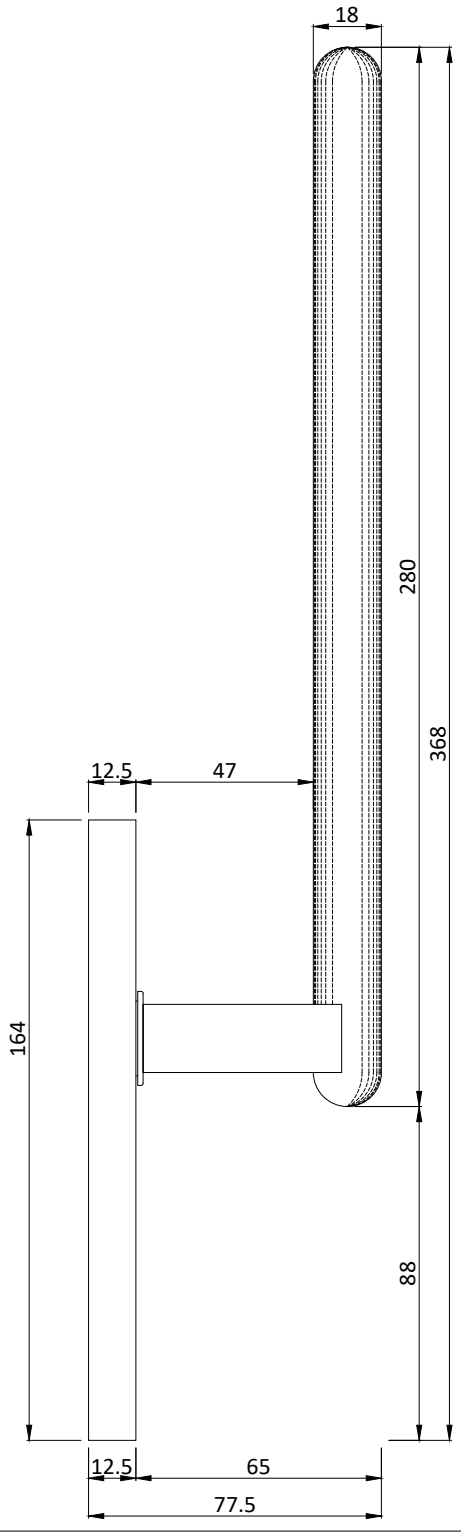

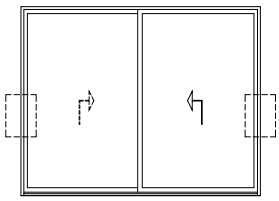

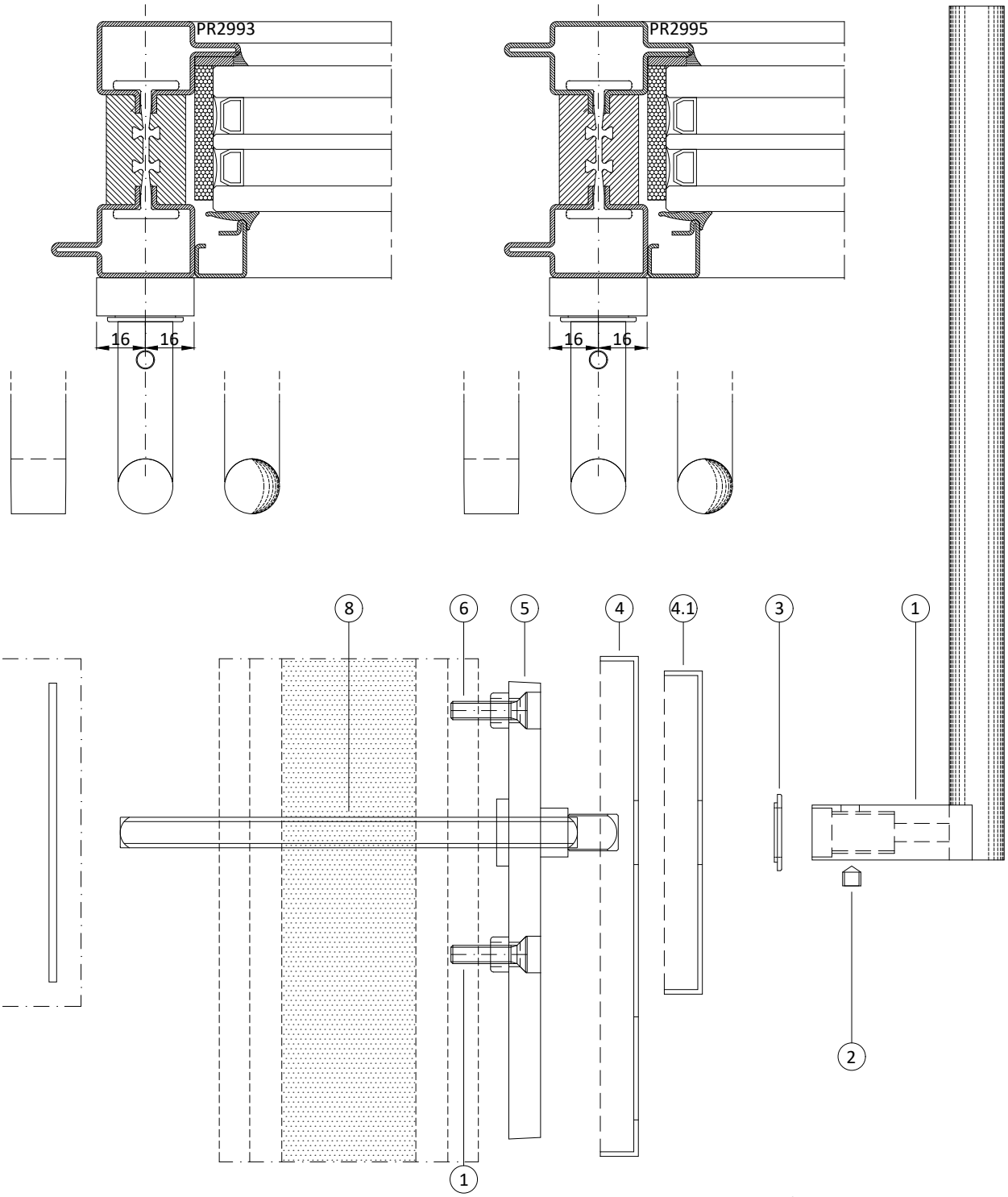

ACV22x/Y componenti|*components*

1. impugnatura|*handle*
2. grano M6|*dowel M6*
3. rondela|*ring*
4. rosetta|*escutcheon*

4.1 rosetta|*escutcheon*

5. corpo maniglione|*handle*
6. vite TPSC M5x50| *TPSC M5x50 screw*s
7. piastra fissaggio maniglione singolo *plate to attach single handle*
8. quadro 10x150|*square 10x150*

ACV12x/Y finiture|*finishing*

- **SB** acciaio inox | *stainless steel*
- **CZ** acciaio corten|corten steel
- **BR** ottone grezzo|*untreated brass*

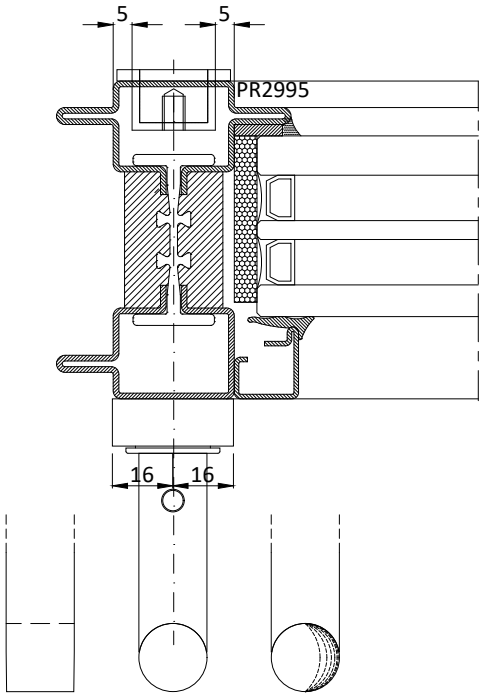

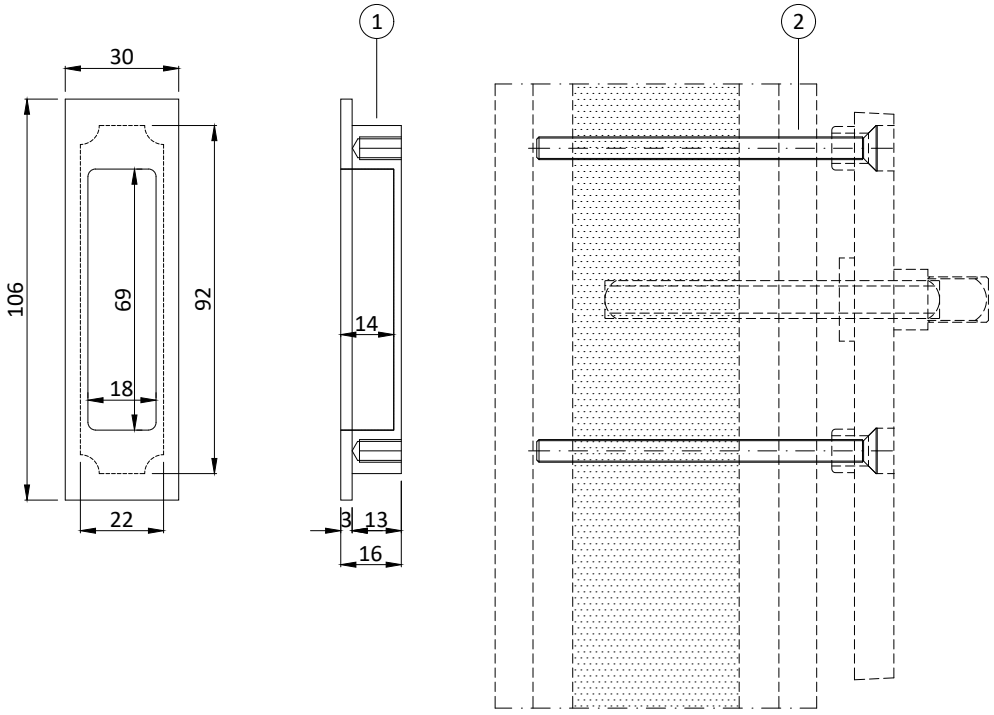

ACV110 componenti|*components*

1. vaschetta|*flush handle*
2. vite TPSC M6x90| *TPSC M6x90 screws*

ACV110 finiture|*finishing*

- **SB** acciaio inox | *stainless steel*
- **CZ** acciaio corten|corten steel
- **BR** ottone grezzo|*untreated brass*

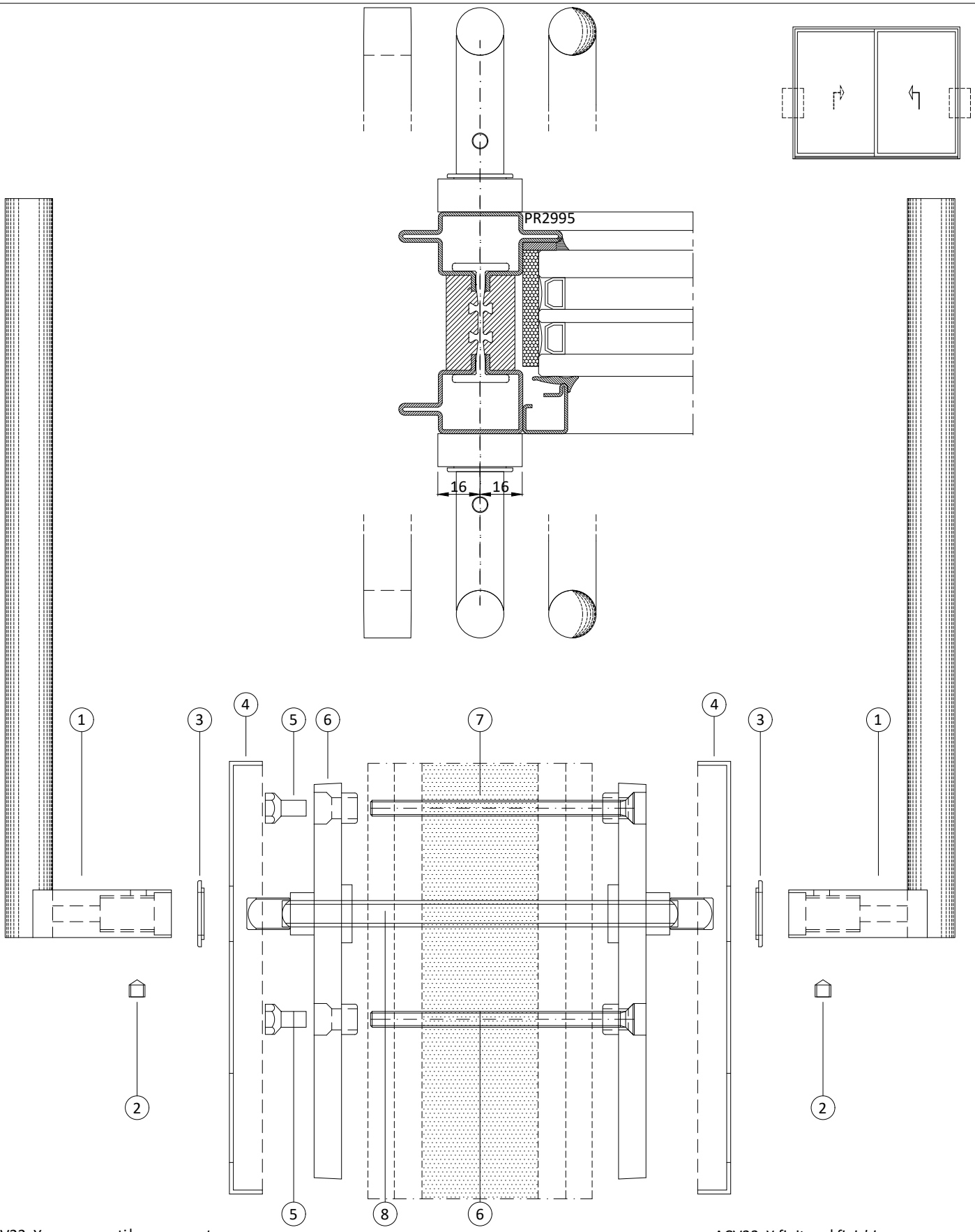

ACV23xY componenti|*components*

1. impugnatura|*handle*
2. grano M6|*dowel M6*
3. rondela|*ring*
4. rosetta|*escutcheon*
5. inserto filettato M6|*M6 thread*
6. corpo maniglione|*handle*
7. vite TPSC M6x100| *TPSC M6x100 screw*s
8. quadro 10x150|*square 10x150*

ACV23xY finiture|*finishing*

- **SB** acciaio inox | *stainless steel*
- **CZ** acciaio corten|corten steel
- **BR** ottone grezzo|*untreated brass*

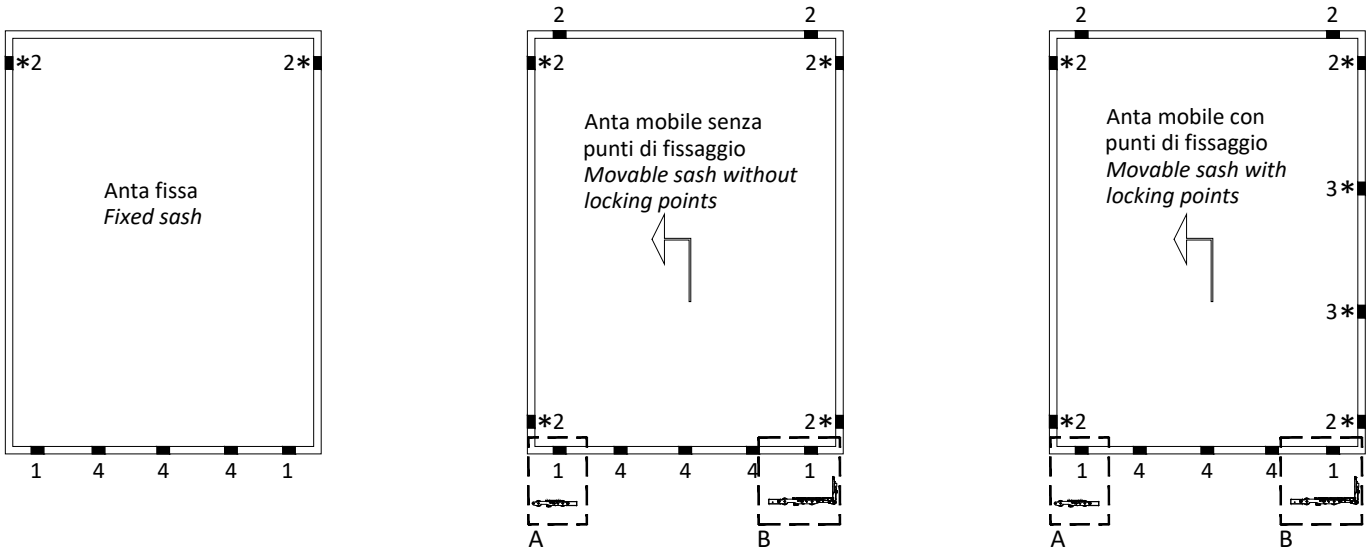

PARTICOLARE "A"
PARTICULAR "A"

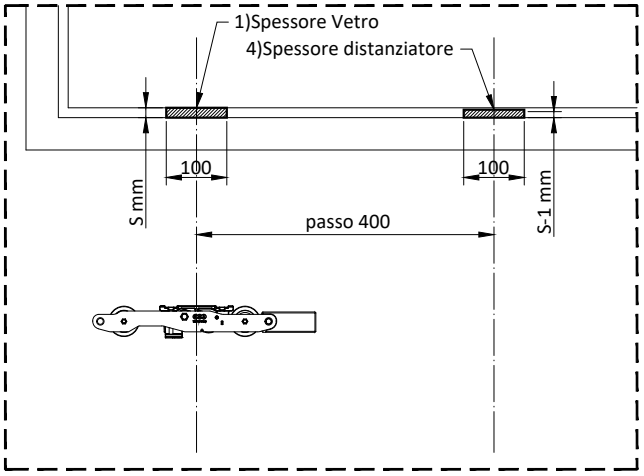

kg
250

PARTICOLARE "B"
PARTICULAR "B"

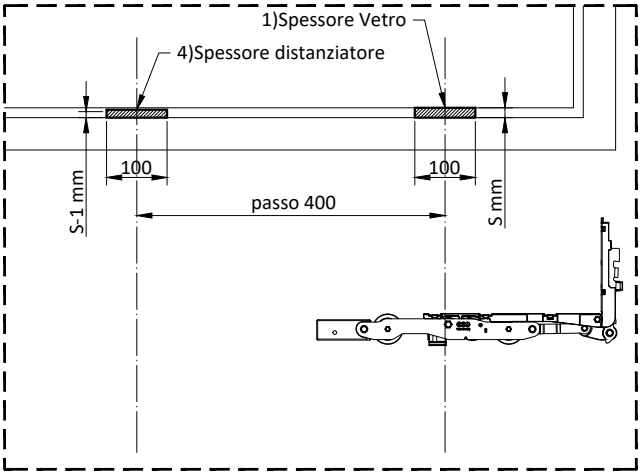

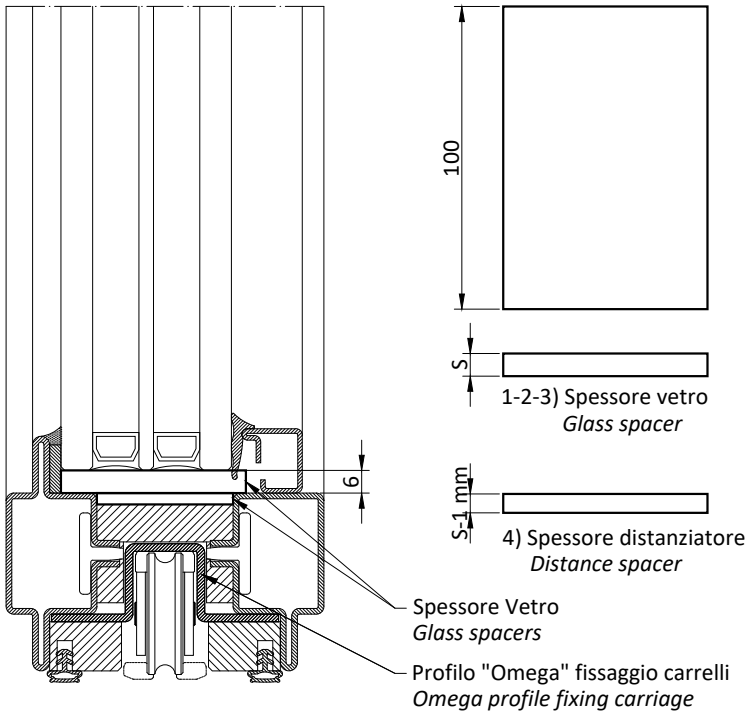

1) Spessore portante (allineato ai carrelli dove presenti)
2) Spessore distanziatore
3) Spessore distanziatore per punti di chiusura
4) Spessore distanziatore

1) Load-bearing spacer (aligned with carriages if present)
2) Distance spacer
3) Distance spacer for locking points
4) Distance spacer

* Verticalmente fissare spessore vetro con Silicone

**Attach glass spacer vertically with Seal*

CAPITOLO MOTORIZZAZIONE OS2 75 AS L
AUTOMATISATION CHAPTER OS2 75 AS L



Non manomettere, smontare o utilizzare in modo improprio il motore pena invalidità della garanzia
Don't *tamper, don't disassemble, don't use improperly the motor otherwise the warranty will be invalid*

Schema | *Type* C3

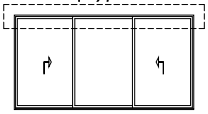

Schema | *Type* B

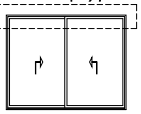

Schema | *Type* A

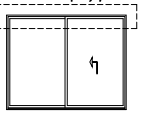

Non manomettere, smontare o utilizzare in modo improprio il motore pena invalidità della garanzia
Don't *tamper, don't disassemble, don't use improperly the motor otherwise the warranty will be invalid*

Schema | *Type* S1

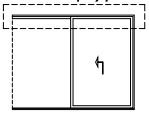

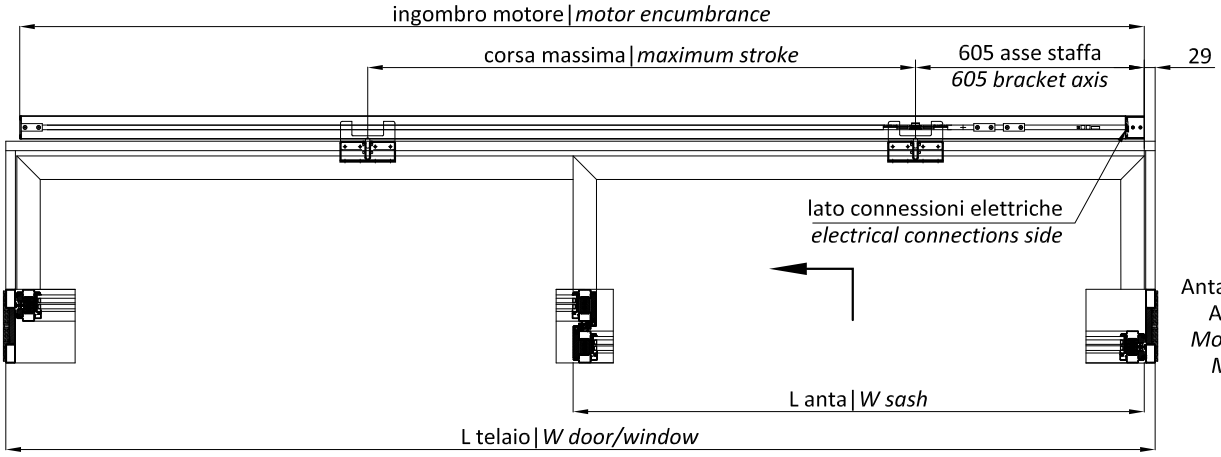

Schema | *Type* A

Schema | *Type* B*

*
Anta interna motorizzata
Anta esterna manuale
Motorized internal door
Manual external door

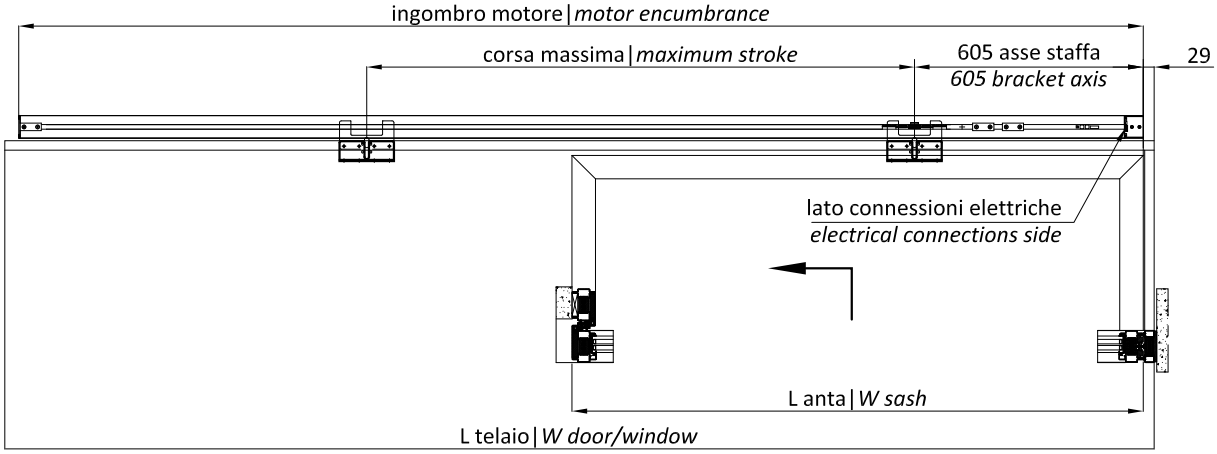

Schema | *Type* S1

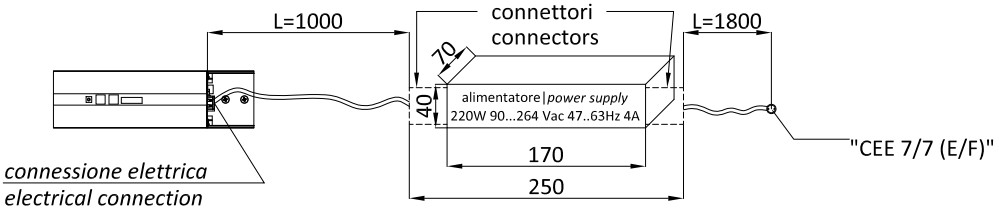

motorizzazioni alzante scorrevole/*lift-and-slide automatisation*				
larghezza anta *sash width*		ingombro motore *motor encumbrance*	corsa max *maximum stroke*	codice | *code* peso anta max *max weight sash* <250 kg
L min	L max			
1135	**1430**	2174	1400	**MBS140**
1431	**1995**	2774	2000	**MBS200**

Schema|*Type* C

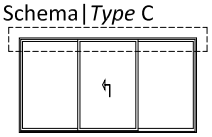

Non manomettere, smontare o utilizzare in modo improprio il motore pena invalidità della garanzia
Don't *tamper, don't disassemble, don't use improperly the motor otherwise the warranty will be invalid*

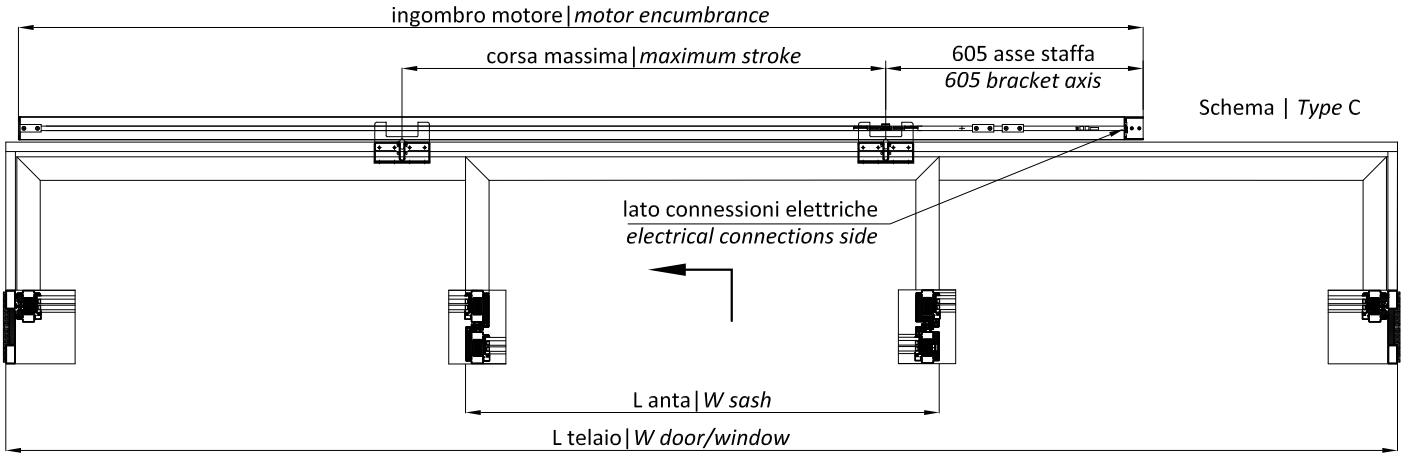

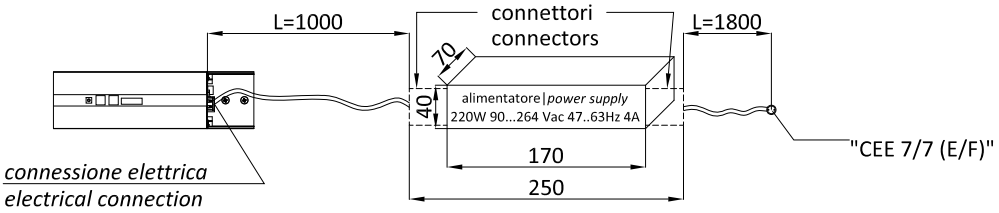

motorizzazioni alzante scorrevole*/lift-and-slide automatisation*				
larghezza anta *sash width*		ingombro motore *motor encumbrance*	corsa max *maximum stroke*	codice | *code* peso anta max *max weight sash* <250 kg
L min	L max			
1135	**1430**	2174	1400	**MBS140**
1431	**1995**	2774	2000	**MBS200**

Schema|*Type* F

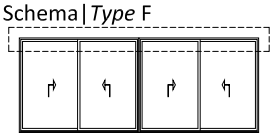

Schema|*Type* E

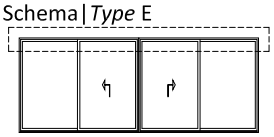

Non manomettere, smontare o utilizzare in modo improprio il motore pena invalidità della garanzia
Don't *tamper, don't disassemble, don't use improperly the motor otherwise the warranty will be invalid*

Schema|*Type* T1

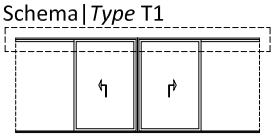

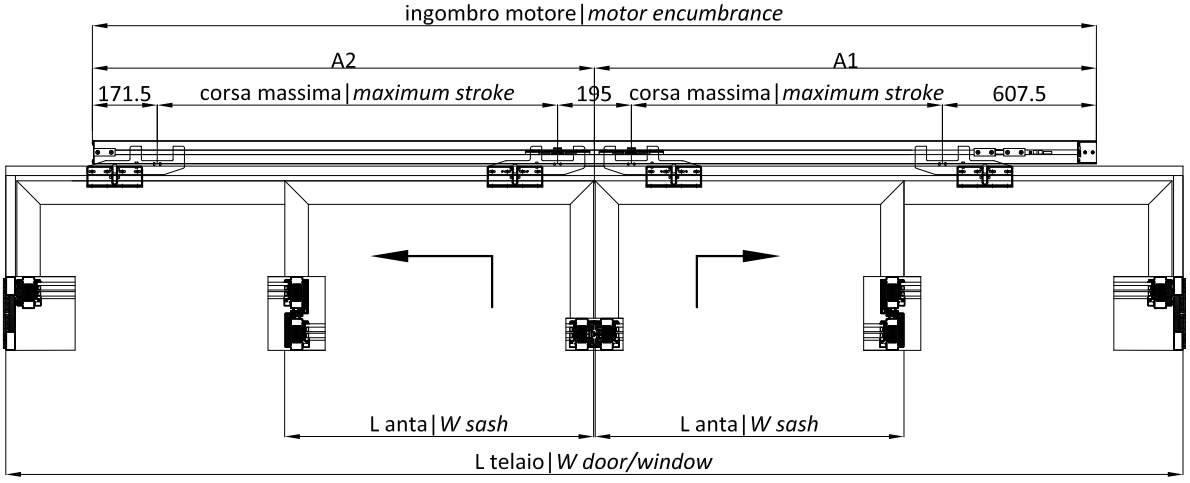

Schema | *Type* E

Schema | *Type* F*

*
Ante interne motorizzate
Ante esterne manuali
Motorized internal doors
Manual external doors

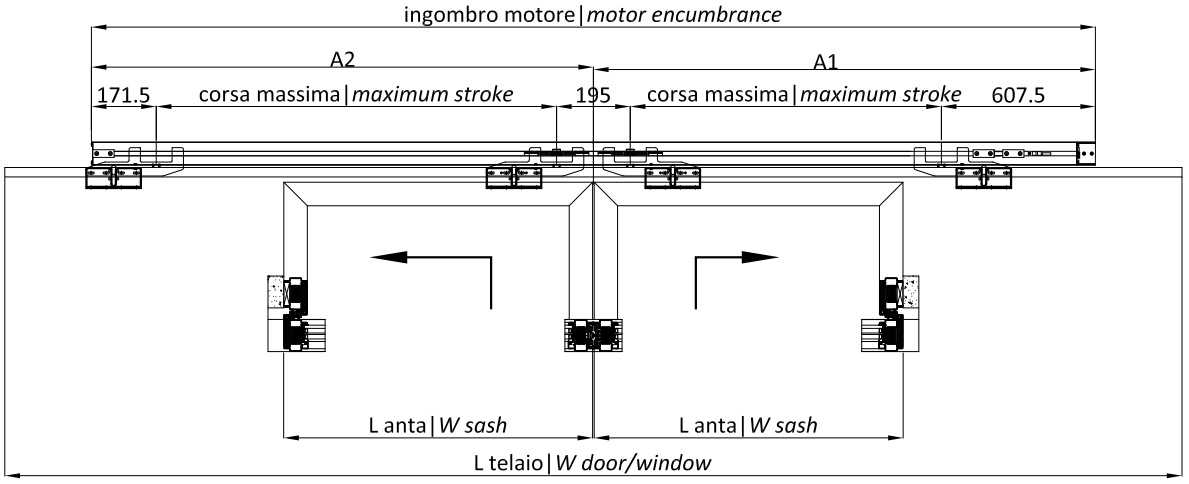

Schema | *Type* T1

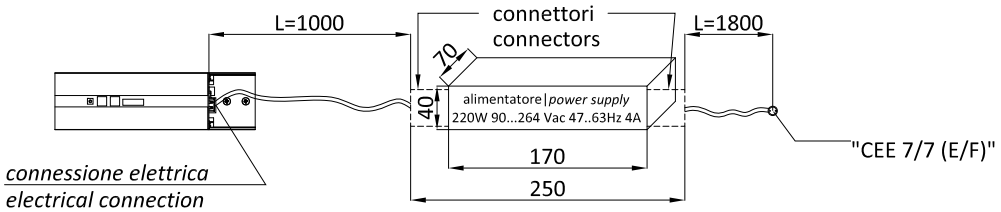

motorizzazioni alzante scorrevole*/lift-and-slide automatisation*						
larghezza anta *sash width*		ingombro motore *Motor encumbrance*	corsa max *maximum stroke*	posizionamento motore *motor position*		codice | *code* peso anta max *max weight sash* <250 kg
L min	L max			A1	A2	
1135	**1500**	3974	1500+1500	2105	1869	**MBX150**
1501	**1995**	4974	2000+2000	2605	2369	**MBX200**

Schema | *Type* F

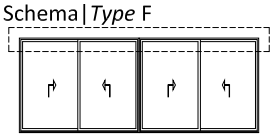

Schema | *Type* E

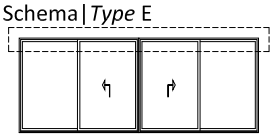

Schema | *Type* C3

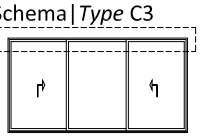

Schema | *Type* C

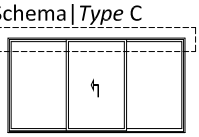

Schema | *Type* B

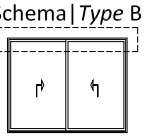

Schema | *Type* A

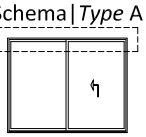

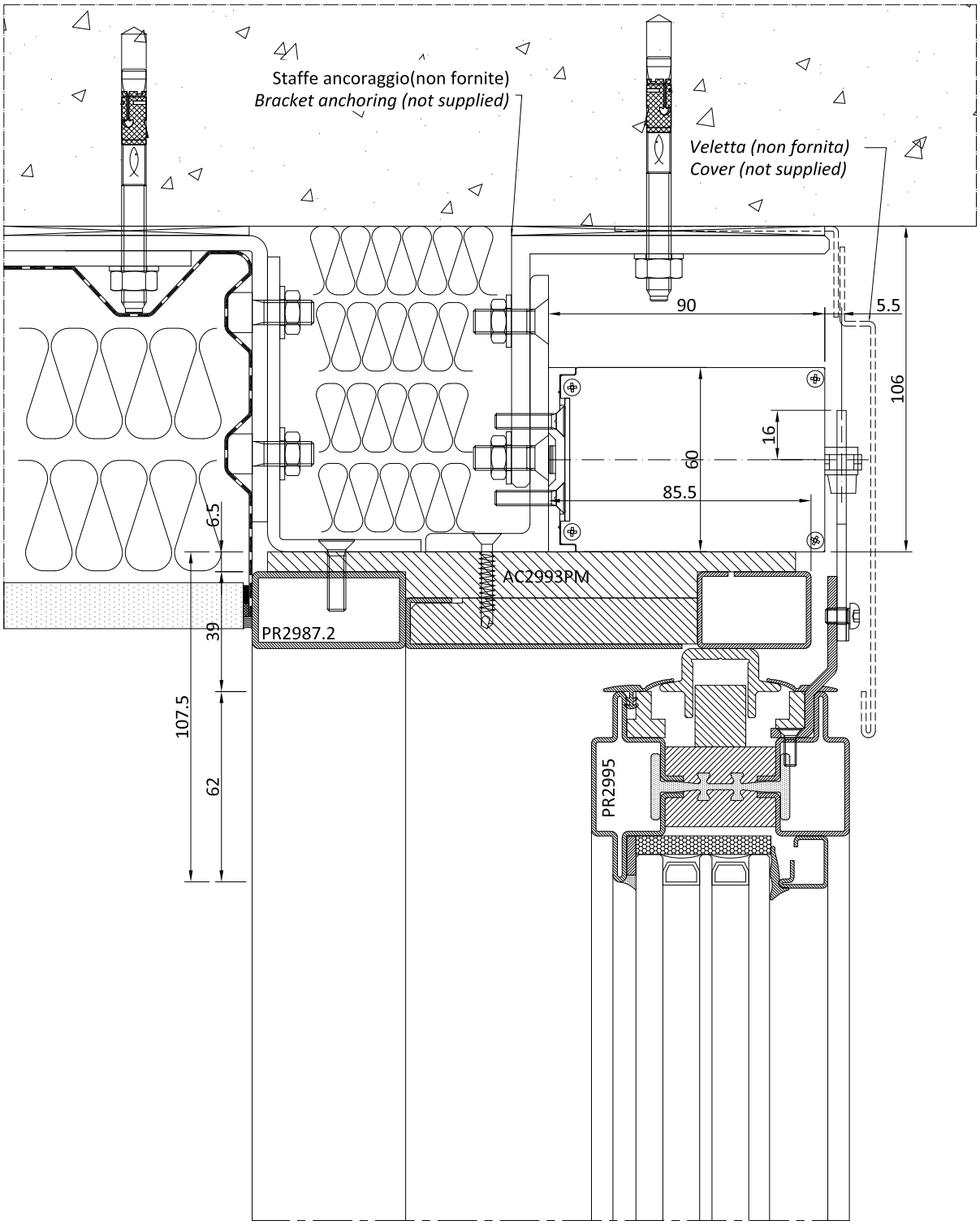

Schema | *Type* T1

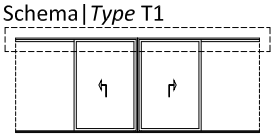

Schema | *Type* S1

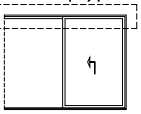

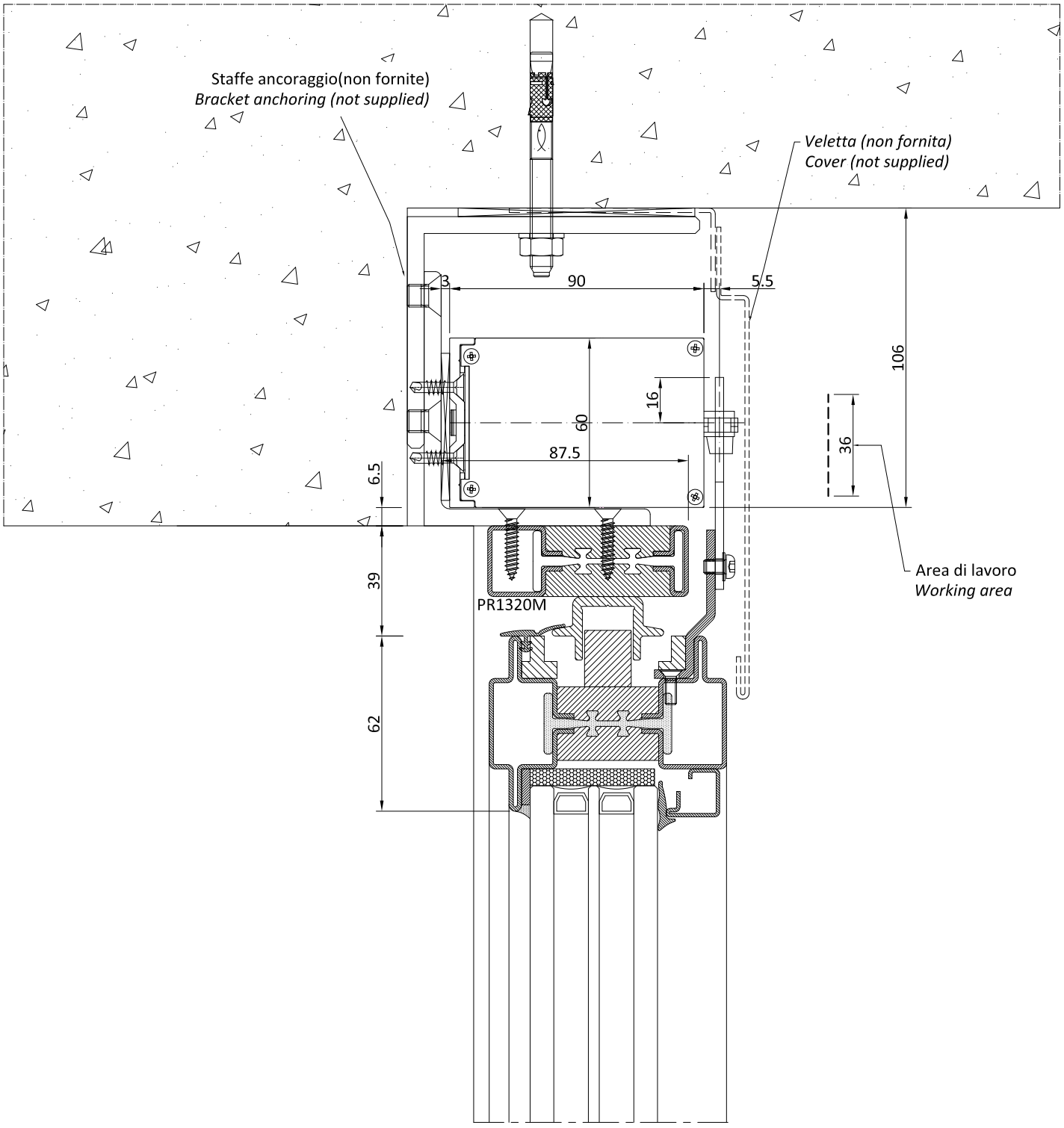

Schema|*Type* C3



Schema|*Type* B

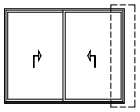

Schema|*Type* A

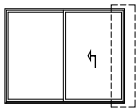

Schema|*Type* S1

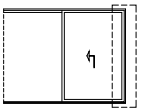

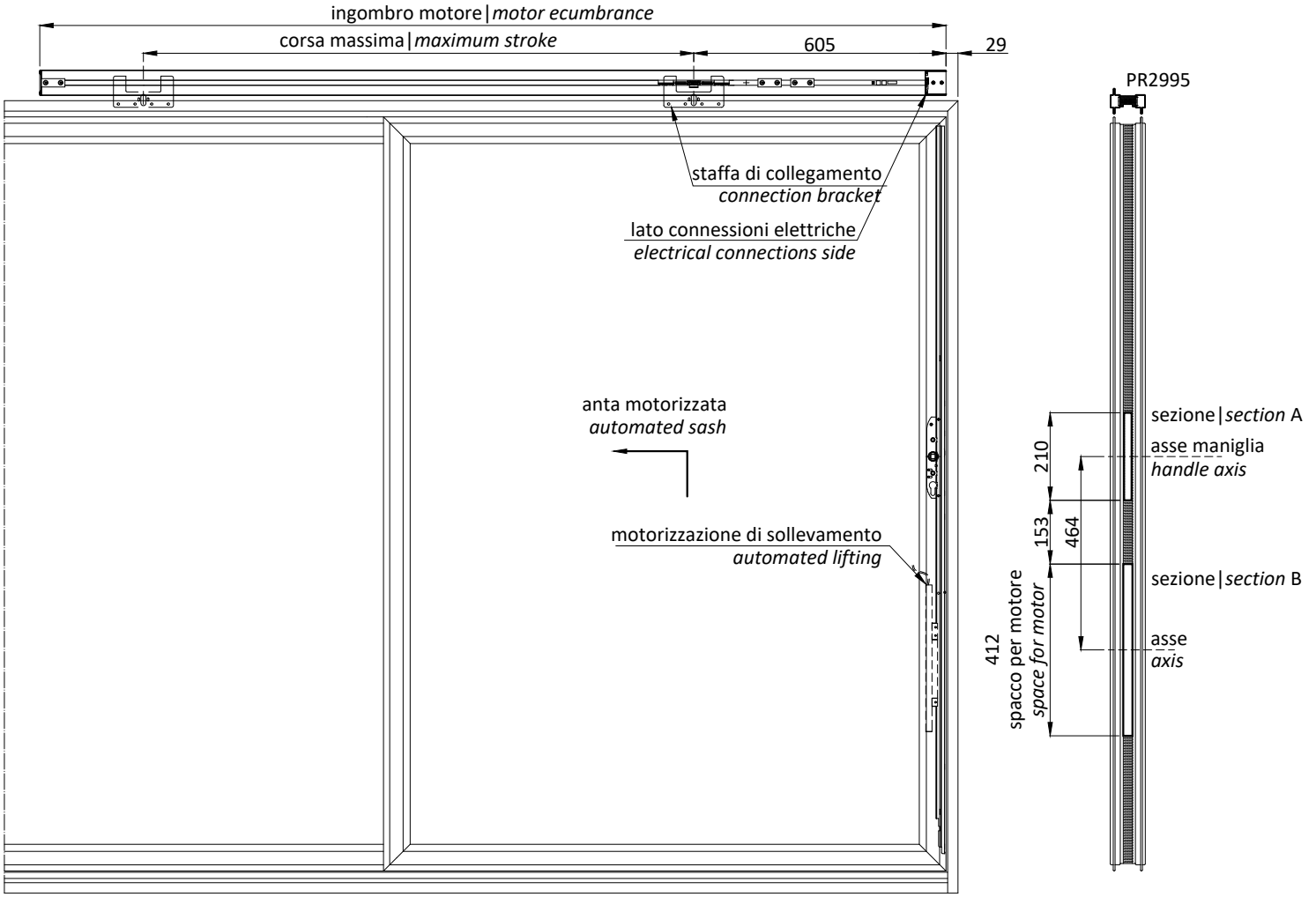

foro per sollevamento manuale
hole for manual lifting

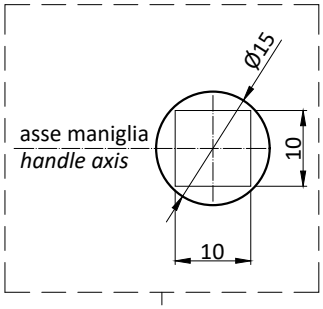

sezione|*section* A
cremonese
cremone

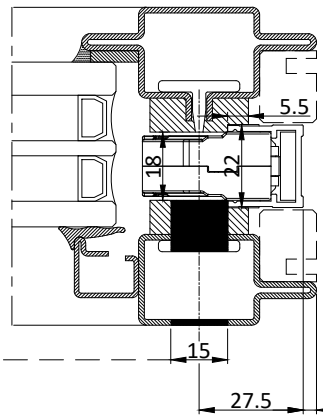

sezione|*section* B
motore sollevamento
automated lifting

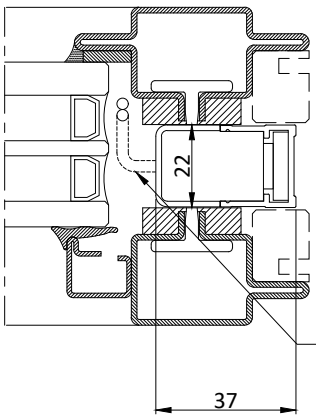

ATTENZIONE
segnalato con apposito adesivo il foro di fissaggio da non utilizzare in quanto interferisce con il motore di sollevamento

ATTENTION
the fixing hole must not be used as it interferes with the lifting motor and must be marked with a sticker

Schema|*Type* C

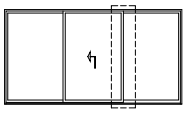

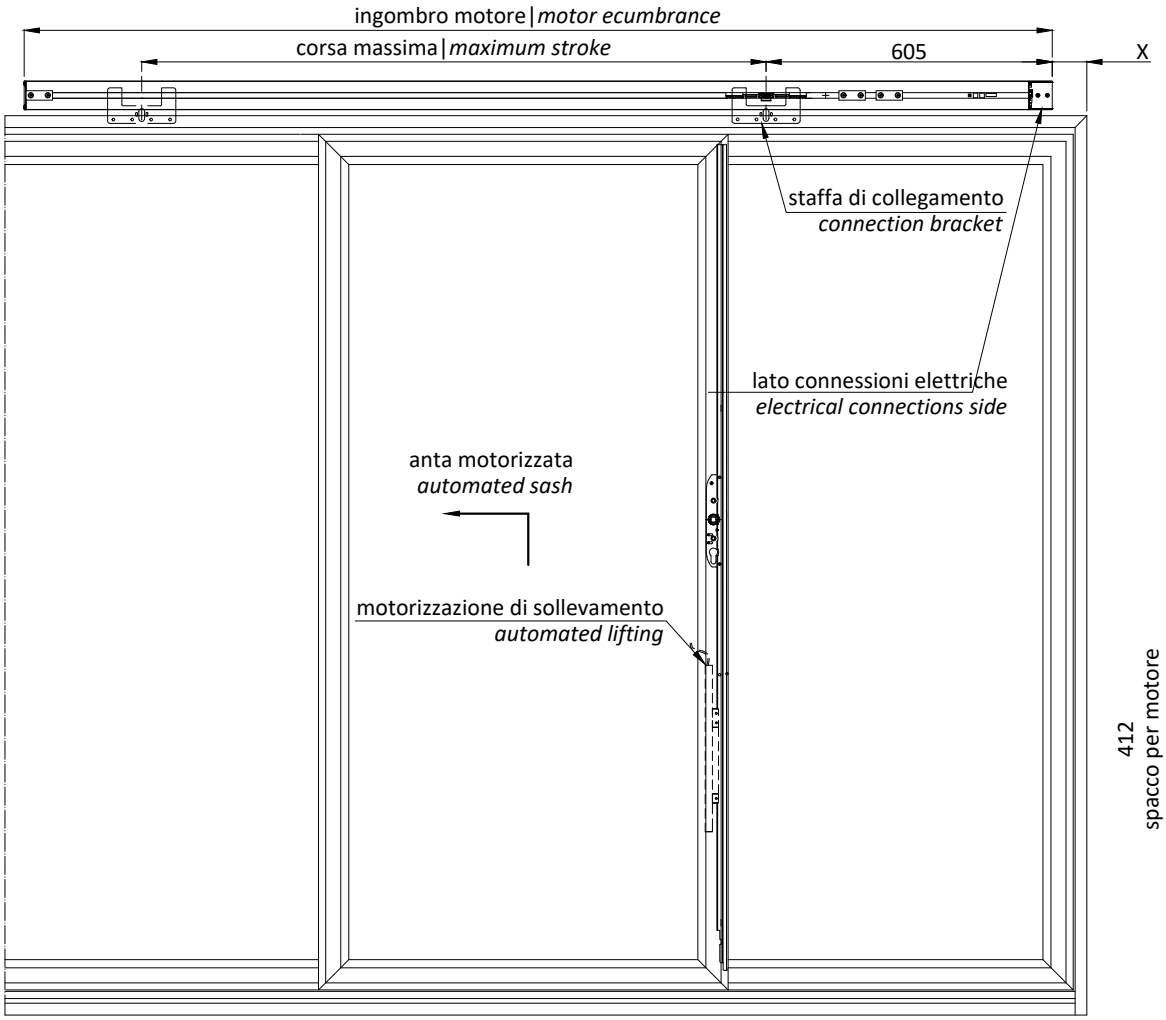

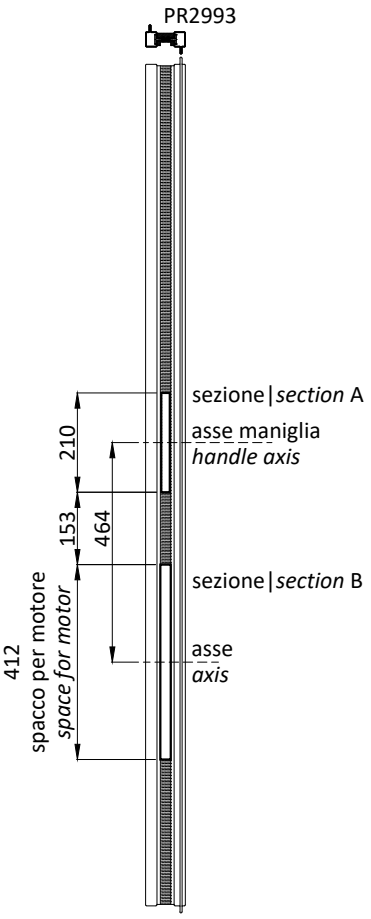

foro per sollevamento manuale
hole for manual lifting

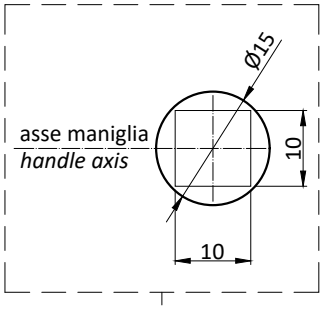

sezione|*section* A
cremonese
cremone

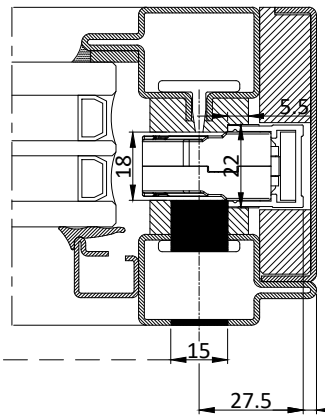

sezione|*section* B
motore sollevamento
automated lifting

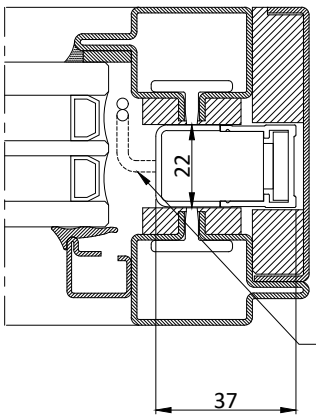

ATTENZIONE
segnalato con apposito adesivo il foro di fissaggio da non utilizzare in quanto interferisce con il motore di sollevamento

ATTENTION
the fixing hole must not be used as it interferes with the lifting motor and must be marked with a sticker

Schema|*Type* F

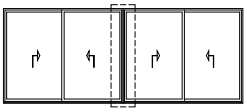

Schema|*Type* E

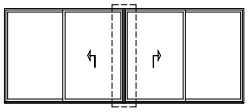

Schema|*Type* T1

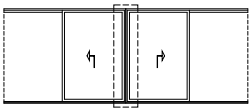

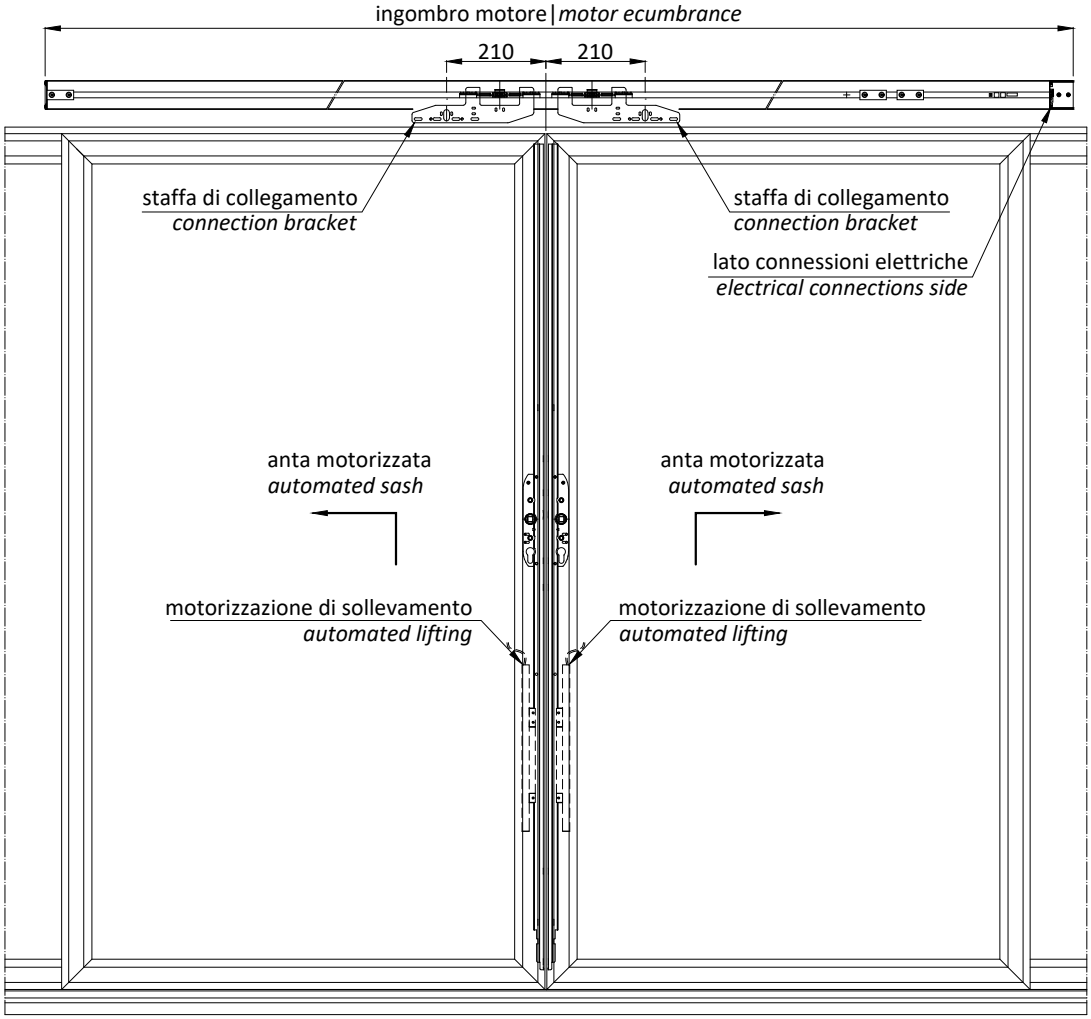

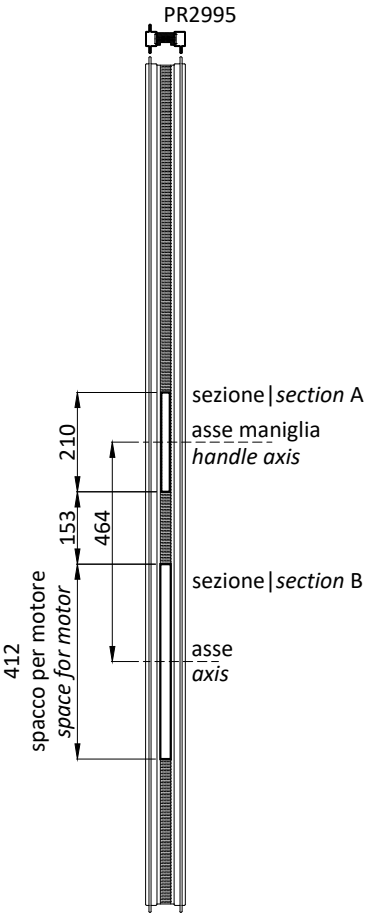

foro per sollevamento manuale
hole for manual lifting

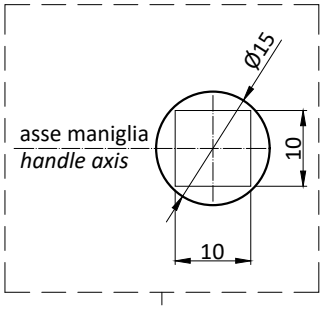

sezione|*section* A
cremonese
cremone

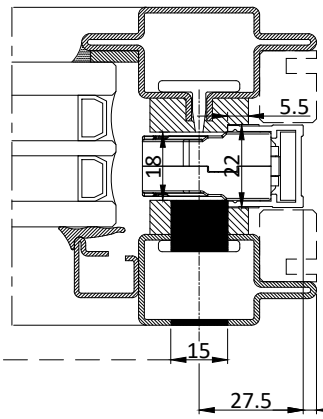

sezione|*section* B
motore sollevamento
automated lifting

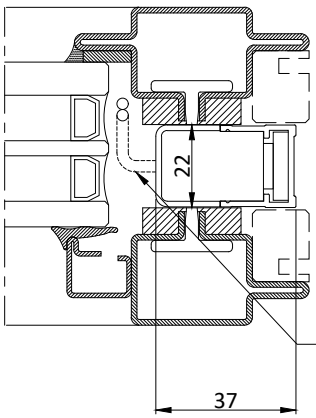

ATTENZIONE
segnalato con apposito adesivo il foro di fissaggio da non utilizzare in quanto interferisce con il motore di sollevamento

ATTENTION
the fixing hole must not be used as it interferes with the lifting motor and must be marked with a sticker

cavi di alimentazione
power source wiring

Schema|*Type* F

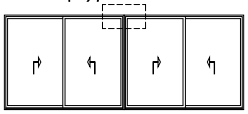

Schema|*Type* E

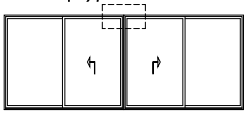

Schema|*Type* C3

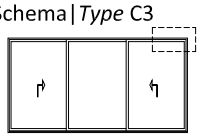

Schema|*Type* C

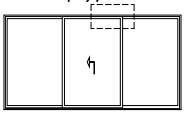

Schema|*Type* B

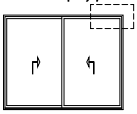

Schema|*Type* A

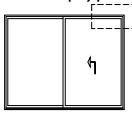

Schema|*Type* T1

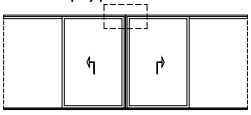

Schema|*Type* S1

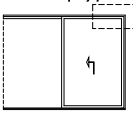

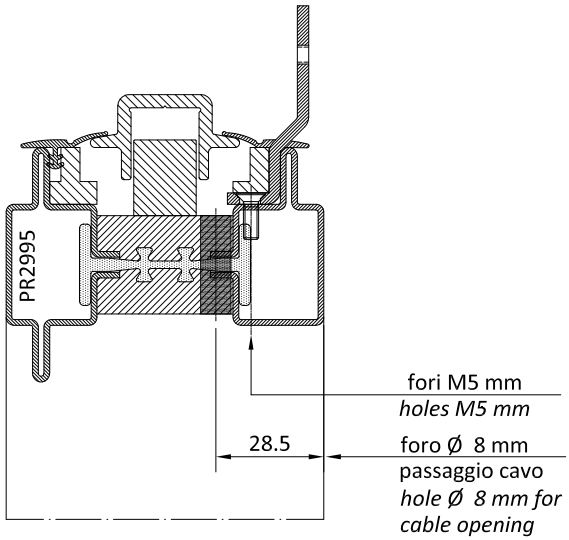

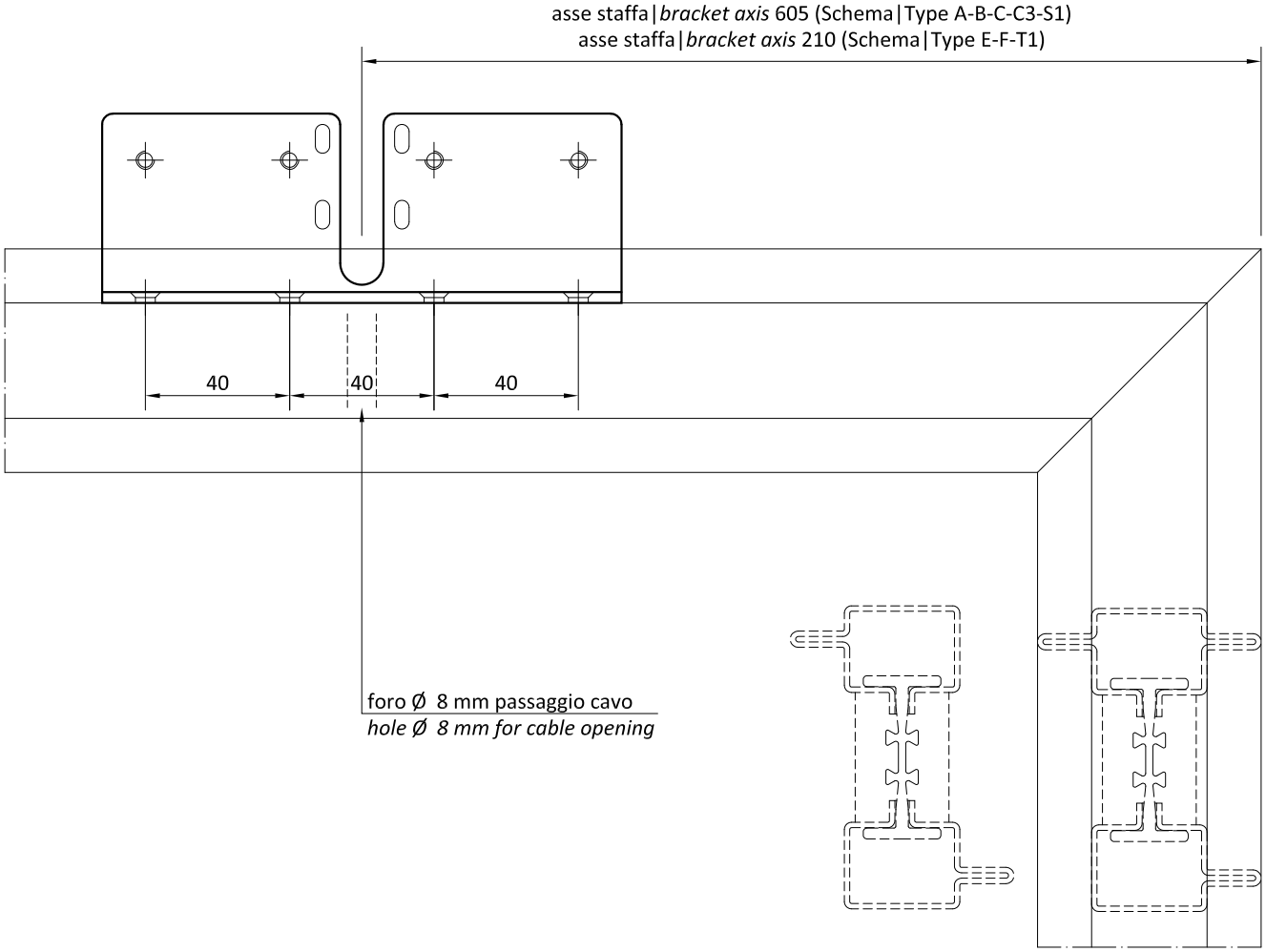

Schema | *Type* C3

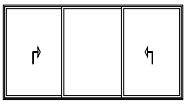

Schema | *Type* B

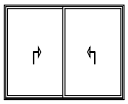

Schema | *Type* A

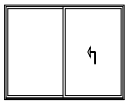

Schema | *Type* S1

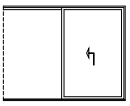

Anta laterale motorizzata
con punti di fissaggio
Motorized lateral sash with locking points

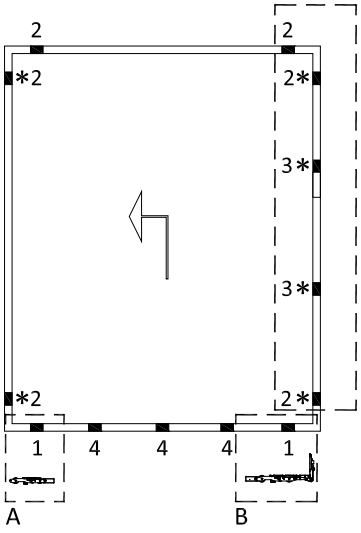

PARTICOLARE "C"
PARTICULAR "C"

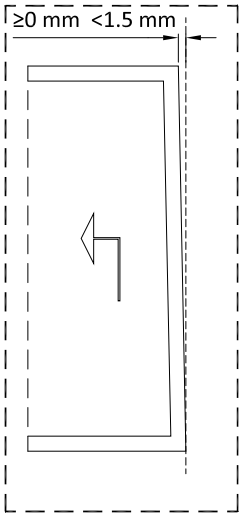

PARTICOLARE "A"
PARTICULAR "A"

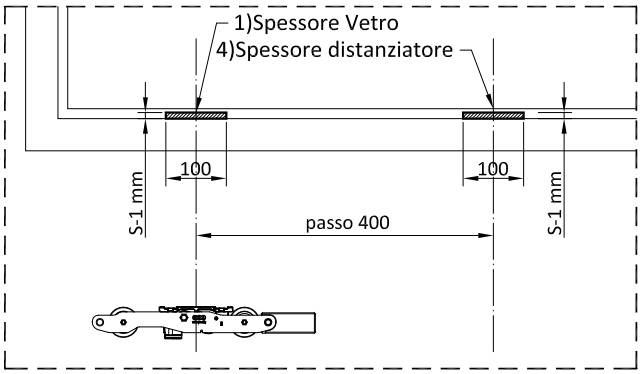



PARTICOLARE "B"
PARTICULAR "B"

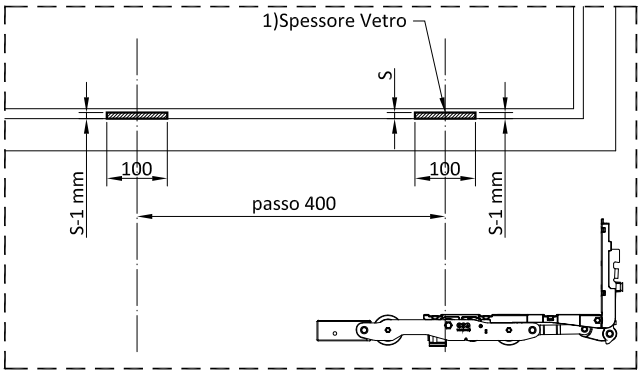

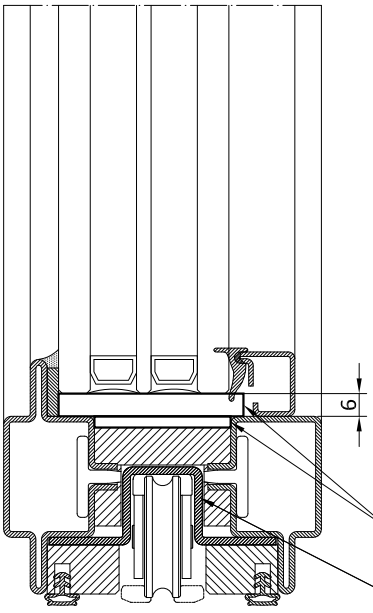

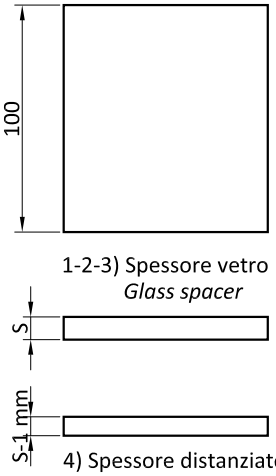

1-2-3) Spessore vetro
Glass spacer

4) Spessore distanziatore
Distance spacer

Spessore Vetro
Glass spacers

Profilo "Omega" fissaggio carrelli
Omega profile fixing carriage

1) Spessore portante (allineato ai carrelli dove presenti)
2) Spessore distanziatore
3) Spessore distanziatore per punti di chiusura
4) Spessore distanziatore

1) Load-bearing spacer (aligned with carriages if present)
2) Distance spacer
3) Distance spacer for locking points
4) Distance spacer

* Verticalmente fissare spessore vetro con Silicone

**Attach glass spacer vertically with Seal*

Schema | *Type* C

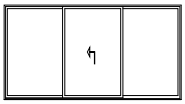

Anta motorizzata senza punti di fissaggio
Motorized sash without locking points

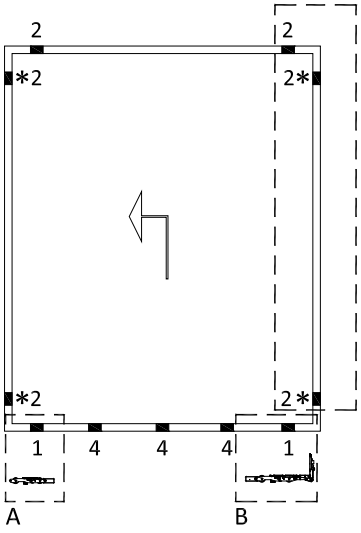

PARTICOLARE "C"
PARTICULAR "C"

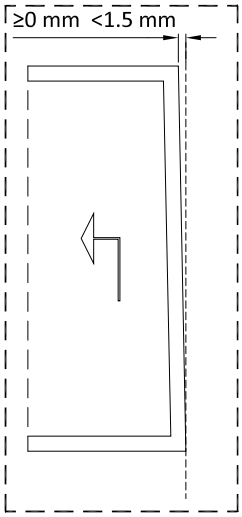

PARTICOLARE "A"
PARTICULAR "A"

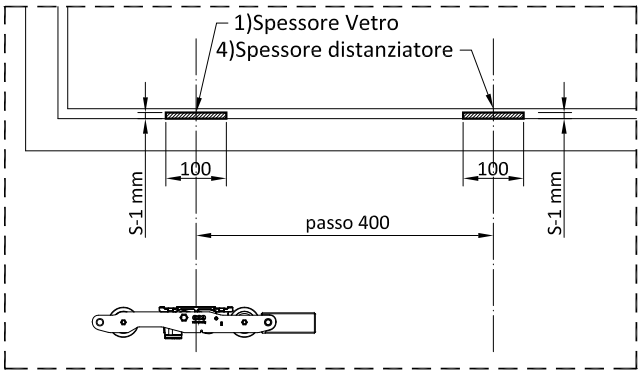



PARTICOLARE "B"
PARTICULAR "B"

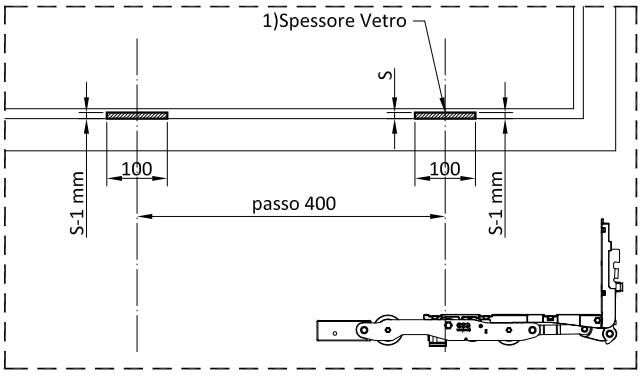

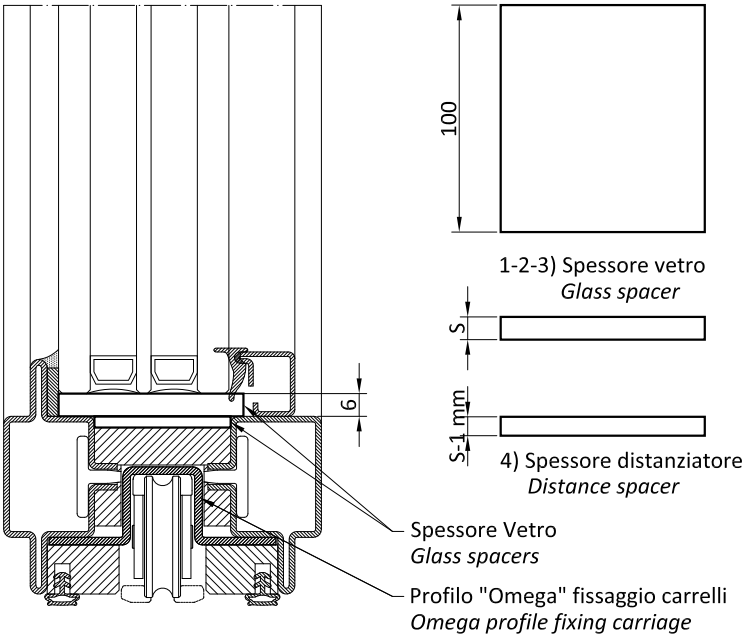

1) Spessore portante (allineato ai carrelli dove presenti)
2) Spessore distanziatore
3) Spessore distanziatore per punti di chiusura
4) Spessore distanziatore

1) Load-bearing spacer (aligned with carriages if present)
2) Distance spacer
3) Distance spacer for locking points
4) Distance spacer

* Verticalmente fissare spessore vetro con Silicone

**Attach glass spacer vertically with Seal*

Schema | *Type* F

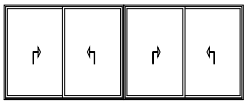

Schema | *Type* E

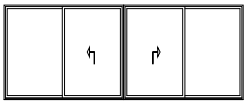

Schema | *Type* T1

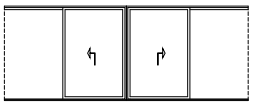

Anta laterale motorizzata
con punti di fissaggio
Motorized lateral sash with locking points

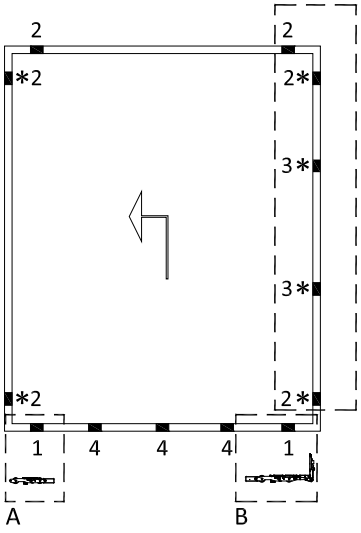

PARTICOLARE "C"
PARTICULAR "C"

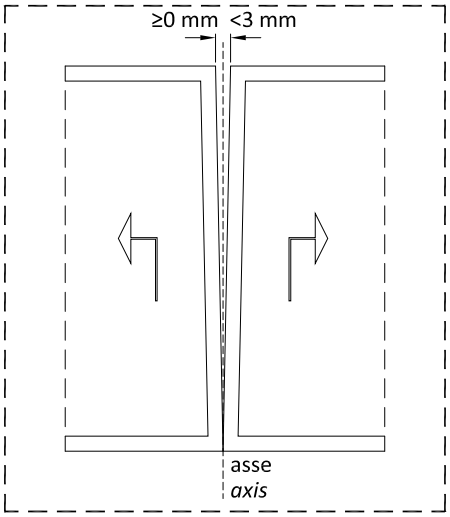

PARTICOLARE "A"
PARTICULAR "A"

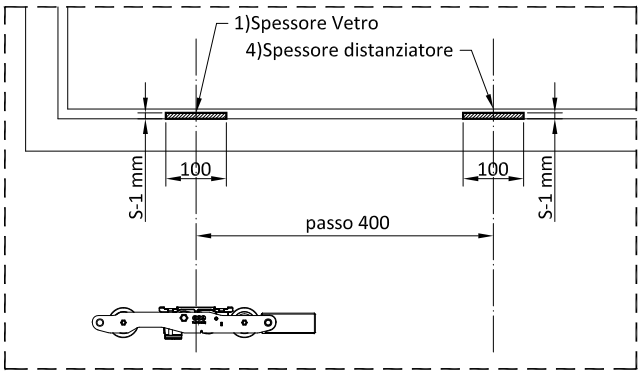



PARTICOLARE "B"
PARTICULAR "B"

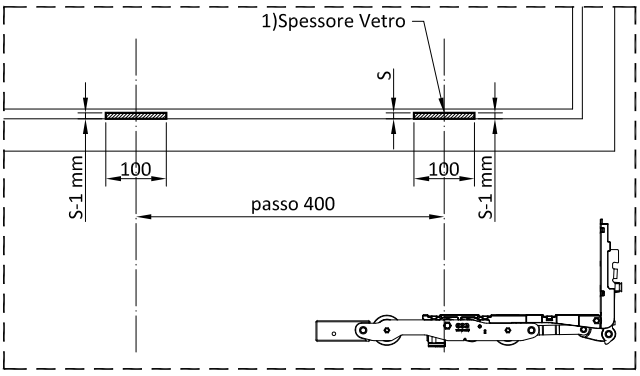

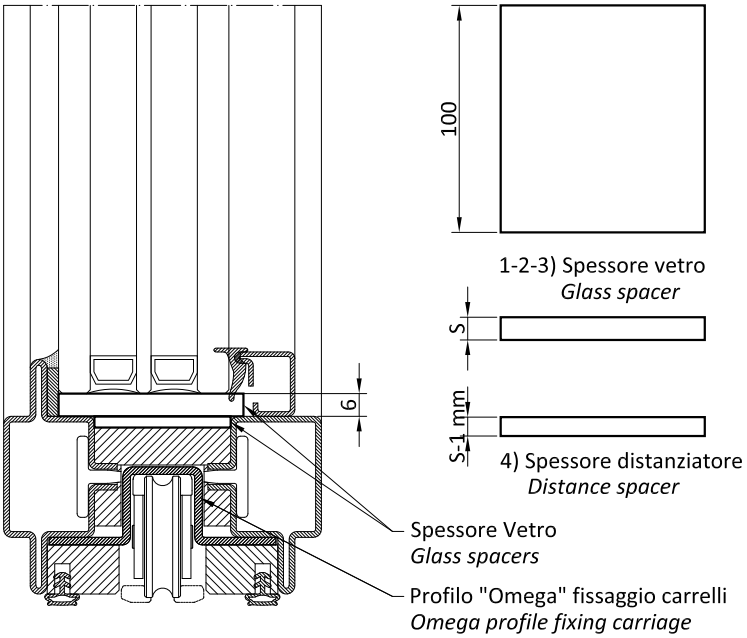

1) Spessore portante (allineato ai carrelli dove presenti)
2) Spessore distanziatore
3) Spessore distanziatore per punti di chiusura
4) Spessore distanziatore

1) Load-bearing spacer (aligned with carriages if present)
2) Distance spacer
3) Distance spacer for locking points
4) Distance spacer

* Verticalmente fissare spessore vetro con Silicone

**Attach glass spacer vertically with Seal*

Schema|*Type* T1

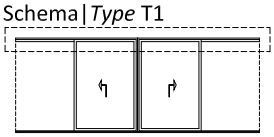

Schema|*Type* S1

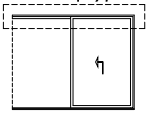

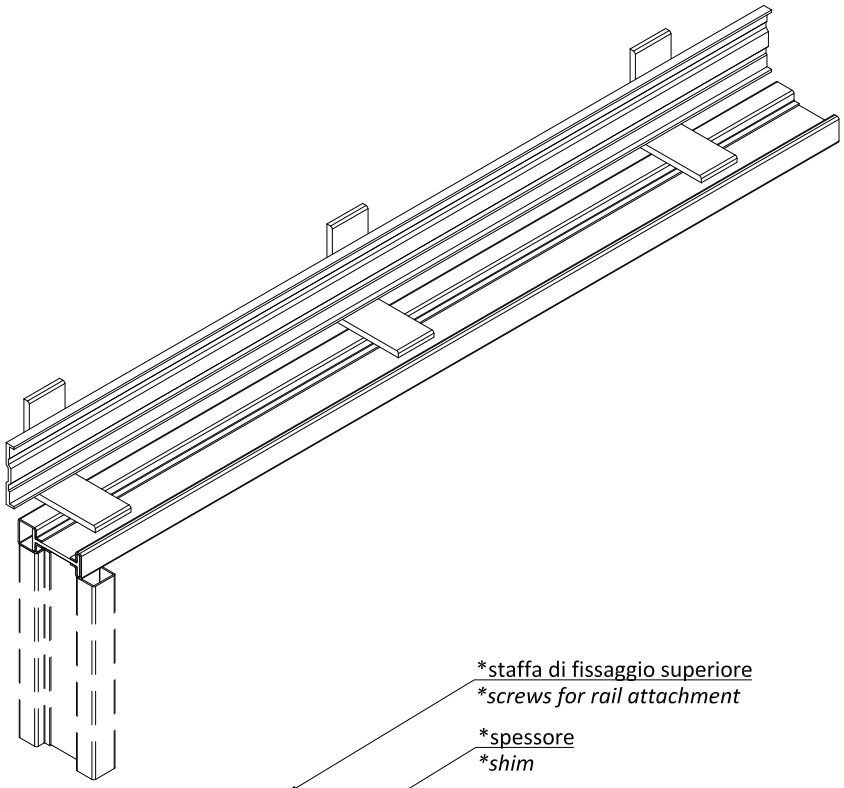

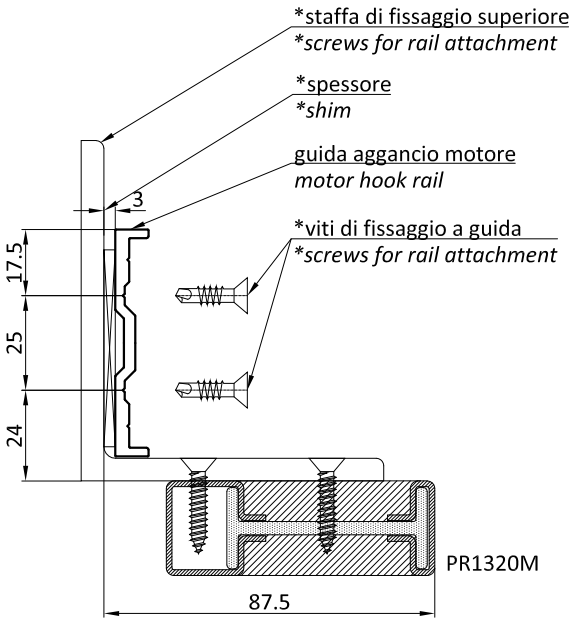

*non fornito|*not supplied*

Schema|*Type* F

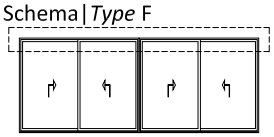

Schema|*Type* E

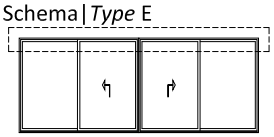

Schema|*Type* C3

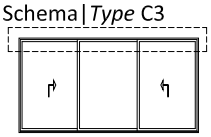

Schema|*Type* C

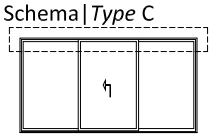

Schema|*Type* B

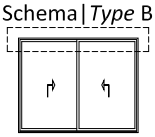

Schema|*Type* A

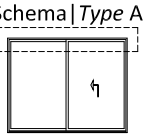

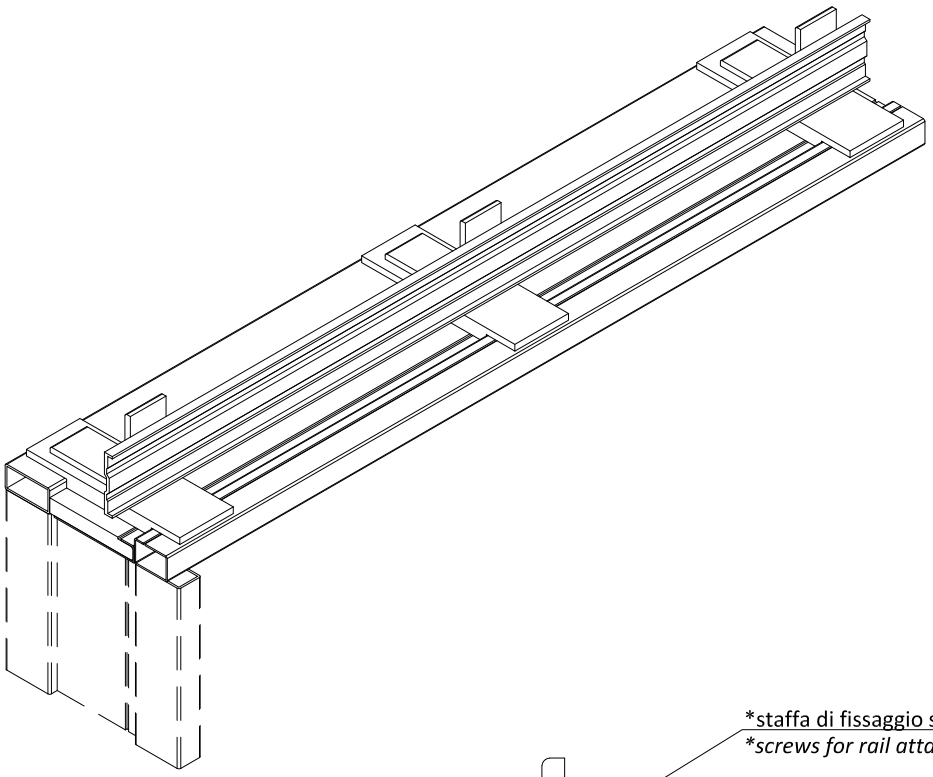

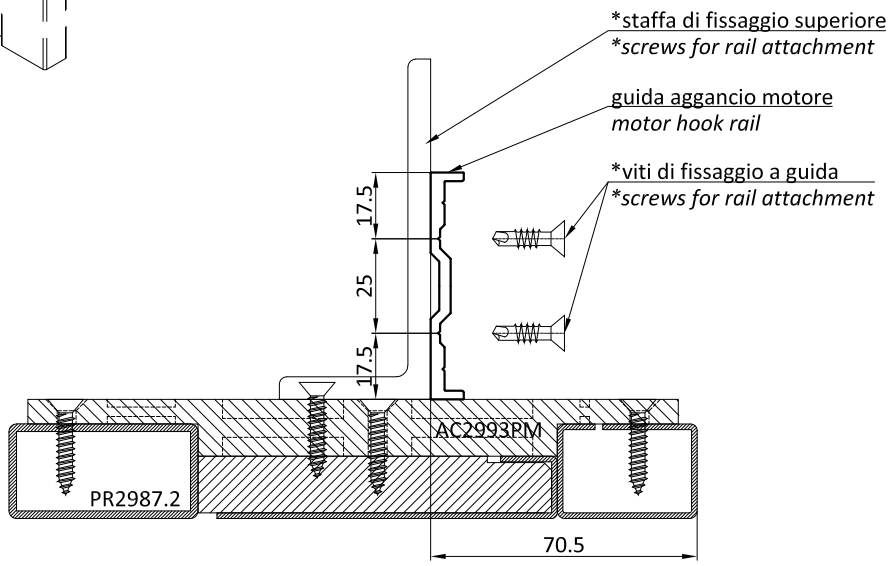

*non fornito|*not supplied*

Generalità
I sistemi progettati e sviluppati dalla Secco Sistemi sono idonei per la fabbricazione di un'ampia gamma serramenti, vetrate e facciate in metallo. I sistemi sono rivolti ad aziende esperte e professionali nel campo della lavorazione dei metalli e della costruzione di serramenti e facciate, che sono a conoscenza delle normative di riferimento, delle direttive e delle specifiche tecniche del fornitore del sistema, nonché delle fondamentali regole dell'arte per la produzione e installazione di questi manufatti. Tutta la documentazione tecnica fornita costituisce un riferimento per i tecnici qualificati delle aziende al fine di indicare le modalità per la costruzione dei prodotti. In ogni caso i tecnici qualificati devono analizzare criticamente le indicazioni riportate per verificarne la loro adeguatezza per ogni singola commessa in relazione ai carichi, agli stress previsti e alle condizioni di messa in opera, essendo impossibile riportare in questa documentazione tutte le varianti riscontrabili nei progetti reali.

Tolleranze
OS2 75 AS L prevede l'accoppiamento tra i telai esterni e le ante apribili con distanza di 4 mm nei giunti laterali e di 3 e 14 mm nei giunti inferiore e superiore. Per garantire il corretto funzionamento degli accessori e delle guarnizioni le lavorazioni devono essere eseguite con particolare attenzione e precisione: si consiglia di mantenere la tolleranza per la dimensione degli elementi apribili compresa tra +0/-1 mm.

Taglio/Lavorazioni
I profili OS2 75 AS L in acciaio zincato, acciaio inox e corten possono essere tagliati con le normali troncatrici a disco utilizzate per i tubolari in acciaio, mentre per il taglio dei profili in ottone possono anche essere utilizzate troncatrici per le serie di alluminio. Vista la loro particolare dimensione e forma si consiglia di utilizzare le ganasce di taglio previste dal sistema per assicurare una perfetta stabilità dei profili durante il taglio. La verifica del taglio, sia per la sezione inclinata a 45° che per la sezione verticale a 90°, dovrebbe garantire una tolleranza compresa tra -1°/+1°. Tutte le lavorazioni devono essere eseguite con il rispetto della seguente nota tecnica ed eventuali modifiche concordate con l'ufficio tecnico Secco Sistemi.

Saldatura
I profili OS2 75 AS L possono essere saldati con i tradizionali sistemi di saldatura (MIG/MAG, TIG), con un idoneo sistema di lubrificazione/refrigerazione e utilizzando le istruzioni presenti nella presente nota tecnica ed evitando di saldare in prossimità della giunzione a taglio termico. L'eventuale riscaldamento del poliuretano libera sostanze gassose a base di aldeidi e CO: per tale ragione si consiglia di saldare con gli appositi DPI previsti e in zone con sufficiente areazione e in presenza di sistema per l'evacuazione dei fumi. I profili in corten devono essere saldati con apposito filo in corten mentre per i profili in ottone si può utilizzare un filo CuSi3. Si raccomanda di saldare in profondità e senza lasciare fori e porosità nelle aree in contatto, di lisciare e pulire adeguatamente la superficie saldata per garantire una corretta resistenza strutturale all'angolo e permettere una successiva verniciatura senza imperfezioni estetiche visibili (pori e ondulazioni).

Verniciatura/Brunitura
I profili OS2 75 AS L sono stati progettati per essere verniciati a polveri in forni con temperature di 180°C per 25 minuti. La zona a taglio termico in poliuretano non è in grado di accogliere con sufficiente adesione le polveri poliesteri e perciò si consiglia di ricoprire tali zone, nelle sole parti destinate ad essere in vista, con apposite pellicole adesive idonee al passaggio in forno.
I telai prima della verniciatura o della brunitura devono essere forati come da istruzioni presenti in questa nota tecnica per permettere la fuoriuscita dei liquidi utilizzati durante il pretrattamento delle superfici. All'uscita del forno di polimerizzazione della polvere i telai vanno rimossi accuratamente e adagiati in posizione piana sino al loro completo raffreddamento.
Si consiglia di seguire il ciclo di pretrattamenti e verniciatura presente nella documentazione Secco Sistemi.

Vetrazione
Il sistema di fissaggio del vetro prevede l'utilizzo di fermavetri agganciati all'interno tramite clips interne e mandati in pressione con l'incastro dell'apposita guarnizione interna; all'esterno è previsto l'utilizzo di una guarnizione perimetrale continua giuntata e sigillata in un angolo superiore o di una guarnizione butilica di fondo giunto e un cordolo di silicone applicato secondo le prescrizioni tecniche del fornitore del prodotto. Per il corretto funzionamento del sistema si suggerisce di verificare la perfetta compressione delle guarnizioni interne del fermavetro.

Installazione
La corretta installazione deve garantire il mantenimento delle performance dichiarate nella marcatura CE e testate in laboratorio. Si consiglia di progettare un corretto numero di fissaggi in relazione al tipo di controtelaio/muratura esistente e alle dimensioni degli elementi da installare. Al termine dell'installazione si verifichi il corretto funzionamento del serramento (facilità di apertura/chiusura, stabilità dell'anta aperta a riposo, etc.), il rispetto delle distanze tra ante apribili e telai fissi, il regolare posizionamento delle guarnizioni e delle sigillature e la mancanza di difetti estetici sulle superfici del telaio e del vetro.

General information
The systems designed and developed by Secco Sistemi are suitable for the manufacturing of a wide range of doors, windows and shutters, as well as faces or facades in metal. The systems are designed for professional and expert companies in the metal-working sector and that of construction of doors, windows, shutters and facades. These companies are well aware of the specific regulations and the directions and technical specifications of the system supplier, and also the fundamental rules of the art of manufacturing and installing these products. All the technical documentation provided furnishes a source of reference for the qualified technicians of the companies, giving indications as to how the products should be constructed. These qualified experts must critically analyse the indications to verify their adequacy for each single order in terms of load, stress and conditions of installation, particularly as this documentation cannot provide for all the different variations that may be found in projects.

Tolerance
OS2 75 AS L is made by coupling external frames with the opening leaves with a distance of 4 mm in lateral joint and 3 mm or 14 mm in the lower and upper joint. To ensure the correct functioning of hardware and gaskets, tooling must be performed with great care and precision. It is advised to keep the tolerance between +0/-1 mm for opening elements.

Cut / Processing
OS2 75 AS L profiles in galvanized steel, stainless steel and corten steel can be cut with normal saws, like those used for steel pipes. OS2 75 AS L profiles in brass can be cut with saws used for aluminium. Given their dimension and size, it is recommended to use the cutting jaws advised to ensure perfect stability during the cutting procedure. In order to verify the correctness of the cut, the tolerance of both the 45° and the 90° sections must be between -1°/+1°. All Tooling must be performed in line with this technical note and any variations agreed with Secco Sistemi's Technical Department.

Welding
OS2 75 AS L profiles can be welded with the traditional systems (MIG/MAG, TIG), with an appropriate lubricating/cooling system and according to the instructions as per this technical note. Avoid welding near the thermal break joint. Heating any polyurethane items releases gaseous substances containing aldehydes and CO. For this reason, it is recommended to weld with the special Personal Protective Equipment suggested and in areas with sufficient ventilation and fume-disposing systems. The corten profiles must be welded with special corten wire, while for profiles in brass a CuSi3 wire can be used. It is recommended to weld in depth, to avoid leaving any holes or porosity on the surfaces and to smooth and clean the welded surface thoroughly. This is to guarantee a proper structural resistance at the corner and to allow for later painting without any visible imperfections (pores and ripples).

Painting/Burnishing
OS2 75 AS L profiles have been designed to be painted with the powder coating technique in industrial ovens at temperatures of 180°C for 25 minutes. The thermal break area is not designed to absorb polyester powders and therefore it's advised to cover the visible areas with appropriate industrial-oven-resistant adhesive films (SA1024 and SA1033). Holes must be drilled in the frames (as per instructions in these technical specifications) before painting or burnishing in order to allow drainage of any liquid used as a pre-treatment of the surfaces. Once out of the oven, the frames must be accurately removed and laid in a horizontal position until complete cooled.
It is advised to follow pre-treatment and painting cycles as outlined in the Secco Sistemi documentation.

Glass application
Glass needs to be secured internally and externally. Internally, glazing beads must be used together with clips then secured by pressure with the appropriate gasket; externally a continuous perimetrical gasket should be applied, jointed and sealed in a top corner or a butyl seal and a thread of silicone that must be applied according to the product supplier's technical specifications. In order to ensure the correct functioning of the system, it is recommended to verify the proper pressurization of the internal glazing bead gaskets.

Installation
Proper installation must guarantee that the performances declared in the EC marking and verified in the lab will remain constant. It is advised to arrange a correct series of set ups with reference to the existing type of subframe/brickwork and to the dimensions of the elements to install. Once installation is completed, the proper functioning of the window/door (easiness of opening/closing, stability of the open leaf, etc.), should be tested as well as the correctness of joints and overlapping areas between opening leaves and fixed frames, the proper positioning of gaskets and seals, the drainage of frames with weep system and the absence of any aesthetic defects on the frame and glass surfaces.

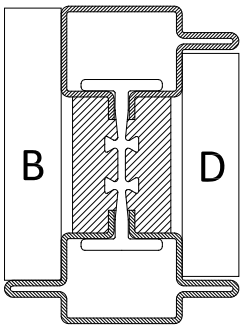

PR2995

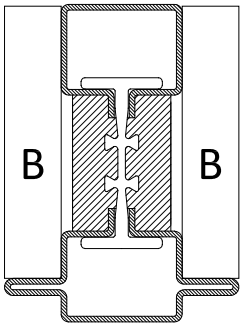

PR2992

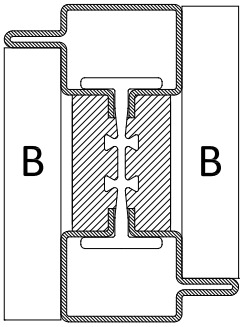

PR2993

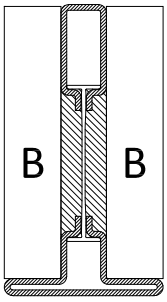

PR2952

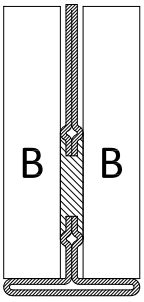

PR2954

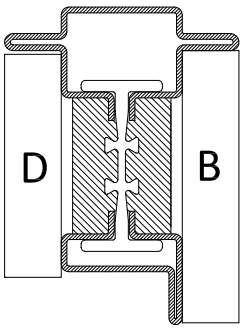

PR2992C

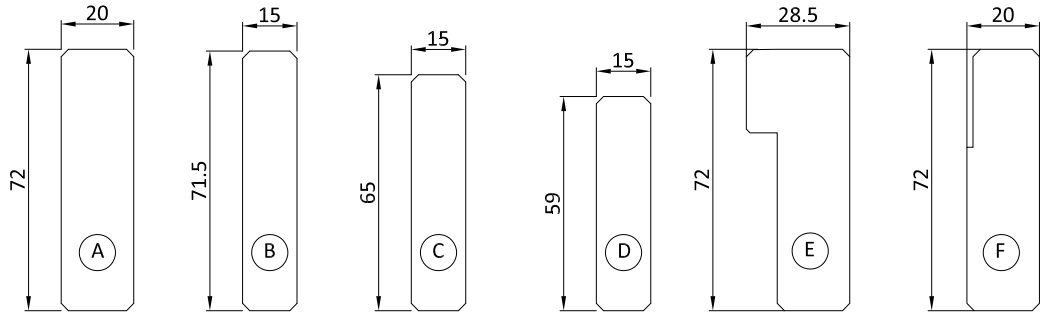

telaio | *frame*

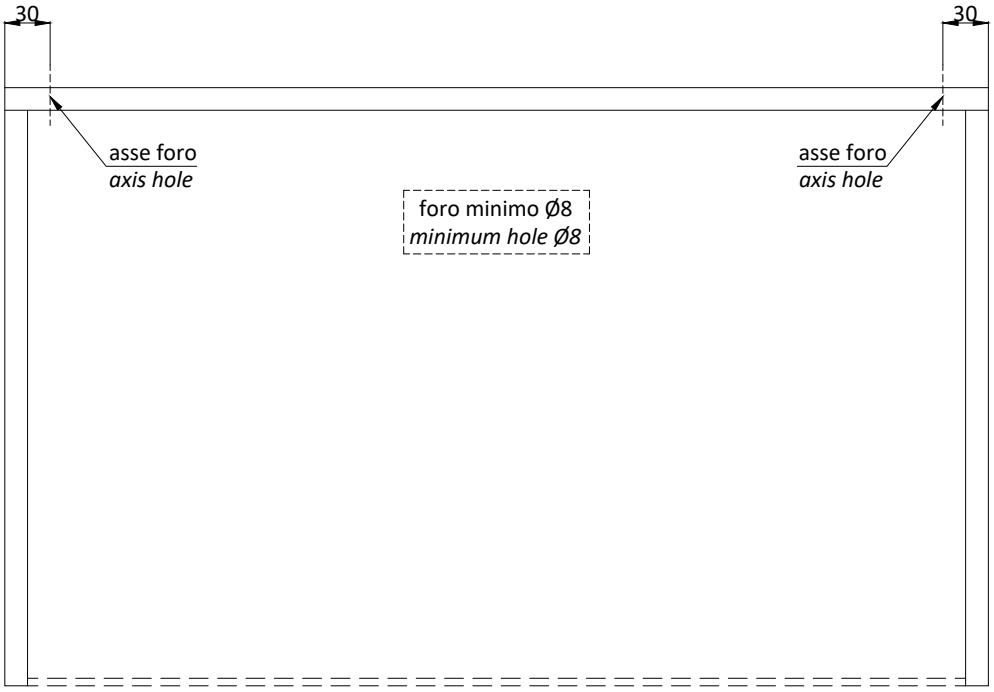

N.B. dimensioni orientamento telai indicative - da verificare con l'impianto di verniciatura/brunitura scelto

N.B. frame dimensions are indicative - they have to be checked with the powder painting / burnishing plant

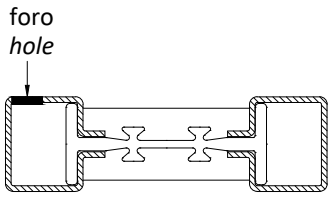

PR1320

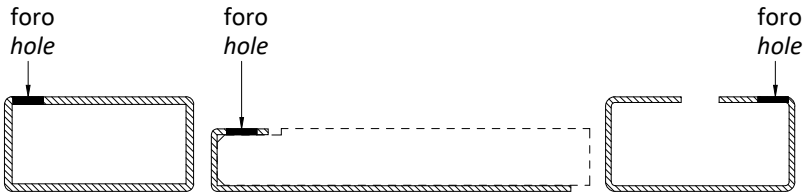

PR2986

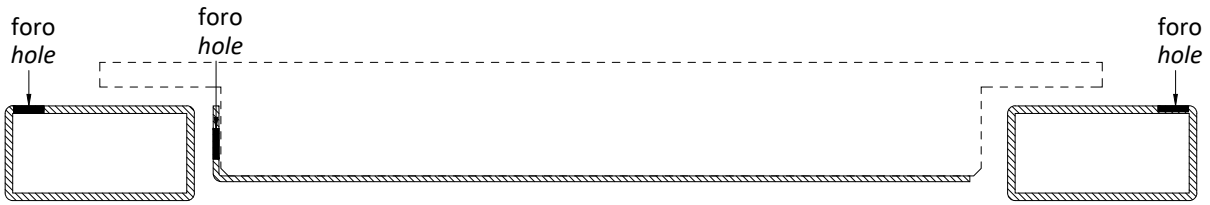

PR2986.3 - 2986L.3 - 2986S.3

anta | *sash*

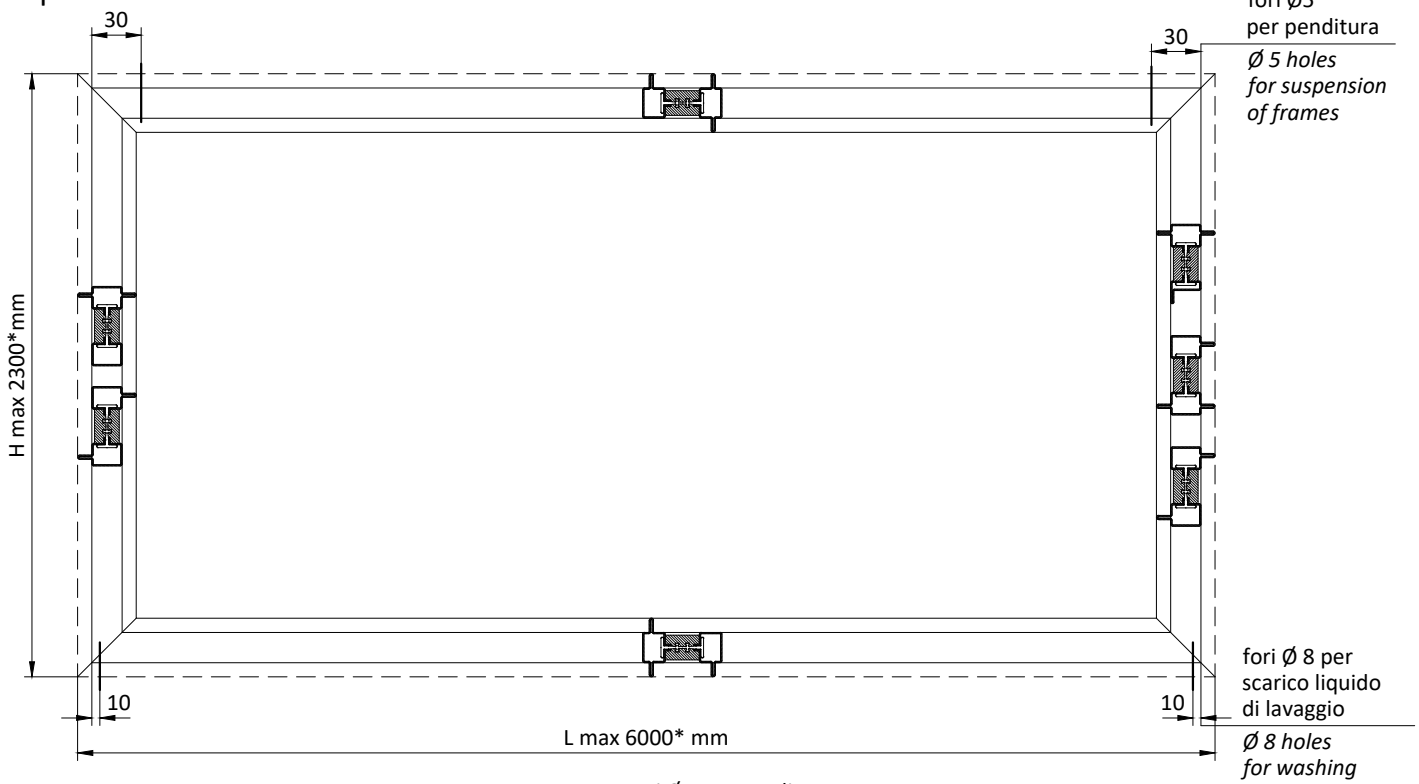

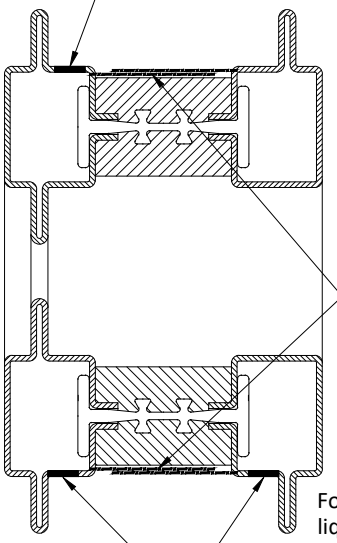

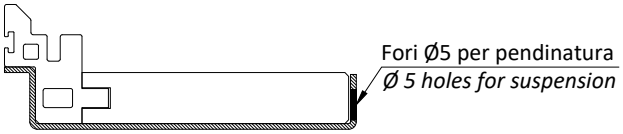

SOLO PER BRUNITURA

Preparare il profilo da trattare pulendolo con una paglietta tipo Scotch Brite in modo da ottenere superfici lucide e uniformi.

Movimentare il prodotto carteggiato con cautela per non danneggiare la finitura superficiale e non toccare a mani nude il profilo per ottenere un trattamento di brunitura uniforme.

ONLY FOR BURNISHING

Prepare the profile grinding it with a Scotch Brite wool in order to obtain uniform surfaces.

Ease profiles carefully to avoid any damages on the surface as well as do not touch it with hands to allow an uniform burnishing.

* Dimensioni massime disponibili nell'impianto di Secco Sistemi

** Maximum available size in the Secco Sistemi plant*

Troncatrice

caratteristiche minime della macchina

- Potenza: 1.8 – 2.5 kW;
- Possibilità di taglio a 45° nei due sensi e a 90°;
- Velocità di taglio ideali: 15-30 giri/min per acciaio inox;
  60-90 giri/min per acciaio zincato e corten,
  90 giri/min o superiori per bronzo (OT/67);
- Capacita di taglio: 150 x 80 mm a 90°;
  100 mm taglio a 45°.

caratteristiche della lama

- Lama da 350 mm con spessore 2.5 mm;
- N° denti: - 300 per tagli a 45°;
  - 350 per tagli a 90°;
- Materiale: HSS (verificare materiali di commercio con finiture che migliorano la durata delle lame).

NB: è possibile tagliare la lega OT/67 con le stesse macchine dell'alluminio.

Pantografo

caratteristiche minime della macchina

- Mandrino con velocità regolabile 2000-11000 giri/min (per un corretta lavorazione su acciaio inox è necessario operare a n° ridotto di giri < 4000);
- Struttura in ghisa adatta al taglio acciaio;
- Testata pesante per limitare le vibrazioni;
- Chiusura del profilo da lavorare con morse.

caratteristiche minime delle frese

- Materiale: HSS (verificare materiali di commercio con finiture che migliorano la durata delle frese);
- Frese a 4 denti;
- Frese con diametro 5 mm per le lavorazioni di scasso.

Forature

montaggio componenti di chiusura e movimentazione sui profilati in acciaio inox

- Forare con punte da trapano HSS del diametro indicato sulla corrispondente tavola tecnica;
- Maschiare il foro con vite autofilettante zincocromata avente diametro corrispondente alla vite inox fornita nel kit con l'articolo da montare;
- Posizionamento e fissaggio definitivo dell'articolo con le viti inox in dotazione.

fresatura di cave e asole sui profili inox

- Adoperare macchine (pantografi o fresatrici) adeguate alle lavorazioni dell'acciaio;
- Regolazione del numero di giri max (3000 giri/1');
- Impiego di frese di diametro massimo di 8mm a 4 pale in acciaio HSS;
- Abbondare con la lubrificazione, concentrata sull'utensile;
- Ridurre l'avanzamento fino ad accertare un taglio il più regolare possibile;
- È normale un'usura accelerata dell'utensile.

Cutter

Minimum requirements for the use of the machine

- Power: 1.8 – 2.5 kW;
- Possibility of cutting at 45° in both directions and at 90°;
- Ideal cutting speed: 15-30 rmp for stainless steel;
  60-90 rmp for galvanised and corten steel;
  90 rmp or higher for bronze (OT/67);
- Cutting capability: 150 x 80 mm at 90°;
  100 mm cut at 45°.

Blade specifications

- 350 mm blade with a 2.5 mm thickness;
- Number of teeth: 300 for 45° cut;
  350 for 90° cut;
- Material: HSS (please verify availability of longer lasting material on the market).

Note: OT/67 alloy can be cut with machines made for aluminum.

Phantograph

Minimum requirements for the use of the machine

- Mandrel with a 2000-11000 rmp adjustable speed (for a proper stainless steel processing a slower speed is required i.e.<4000 rpm);
- Machine should be made of cast iron suitable for steel cutting;
- Heavy head in order to limit vibrations;
- Secure the profile to be processed in jaws.

Minimum requirements for the use of a milling machine

- Material: HSS (please verify availability of longer lasting material on the market);
- Use a 4-tooth milling machine;
- Use a milling machine with a 5-mm diameter for groove processing.

Drilling

How to mount closing and moving components on a stainless steel profile

- Use a HSS drill. The diameter of the drill is indicated in the technical note;
- Thread the hole with self-threading zinc-plated screws with the same diameter as the stainless steel screw provided with the kit;
- Position and secure the item with the stainless steel screws provided.

Milling slots and loops in the profiles

- Use machines designed for steel processing (pantographs or milling machines);
- Max rpm setting (3000 rpm);
- Use milling machines with a diameter no bigger than 8 mm and with 4 HSS steel blades;
- Exceed with lubrication, mainly on the machine;
- Processed slowly until the milling is as clean as possible;
- Expect a fast wearing of the machine.

Schema|*Type* A 1 anta scorrevole ed 1 anta fissa
1 sliding and 1 fixed sash

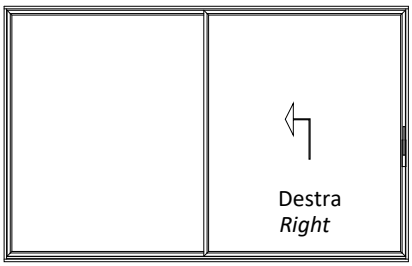

Codice|*Code*	Descrizione|*Description*
AG2996A	Kit movimentazione e tenuta 1 anta apribile *1 leaf handling and sealing kit*
ACV078	Maniglione singolo *Single handle*
ACV078Y	Maniglione singolo con cilindro *Single handle with hole cilinder*
ACV178Y	Maniglione doppio con cilindro *Double handle with hole cilinder*

Schema|*Type* A 1 anta scorrevole ed 1 anta fissa
1 sliding and 1 fixed sash

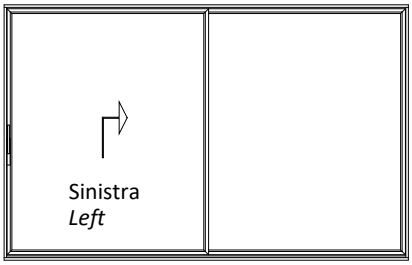

Codice|*Code*	Descrizione|*Description*
AG2997A	Kit movimentazione e tenuta 1 anta apribile *1 leaf handling and sealing kit*
ACV078	Maniglione singolo *Single handle*
ACV078Y	Maniglione singolo con cilindro *Single handle with hole cilinder*
ACV178Y	Maniglione doppio con cilindro *Double handle with hole cilinder*

Schema|*Type* B 2 ante scorrevoli
2 sliding sashes

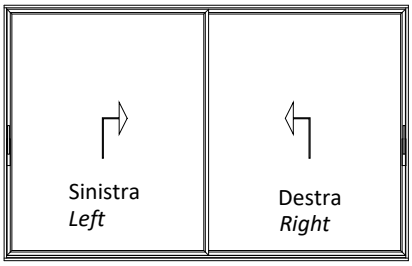

Codice|*Code*	Descrizione|*Description*
AG2996B - AG2997B	Kit movimentazione e tenuta 2 ante apribili *2 leaf handling and sealing kit*
ACV078	Maniglione singolo *Single handle*
ACV078Y	Maniglione singolo con cilindro *Single handle with hole cilinder*
ACV178Y	Maniglione doppio con cilindro *Double handle with hole cilinder*

Schema|*Type* C serie di ante fisse e ante scorrevoli
series of fixed and sliding sashes

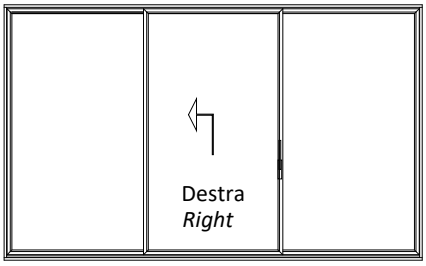

Codice|*Code*	Descrizione|*Description*
AG2996C	Kit movimentazione e tenuta 1 anta apribile *1 leaf handling and sealing kit*
ACV078	Maniglione singolo *Single handle*
ACV078Y	Maniglione singolo con cilindro *Single handle with hole cilinder*
ACV178Y	Maniglione doppio con cilindro *Double handle with hole cilinder*

Schema|*Type* C serie di ante fisse e ante scorrevoli
series of fixed and sliding sashes

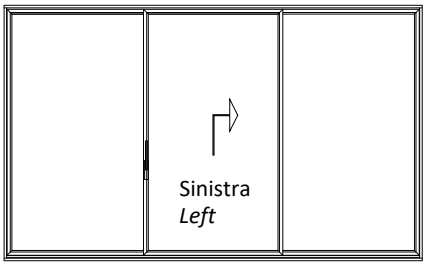

Codice|*Code*	Descrizione|*Description*
AG2997C	Kit movimentazione e tenuta 1 anta apribile *1 leaf handling and sealing kit*
ACV078	Maniglione singolo *Single handle*
ACV078Y	Maniglione singolo con cilindro *Single handle with hole cilinder*
ACV178Y	Maniglione doppio con cilindro *Double handle with hole cilinder*

Schema|*Type* E 2 ante scorrevoli e 2 ante fisse
2 sliding and 2 fixed sashes

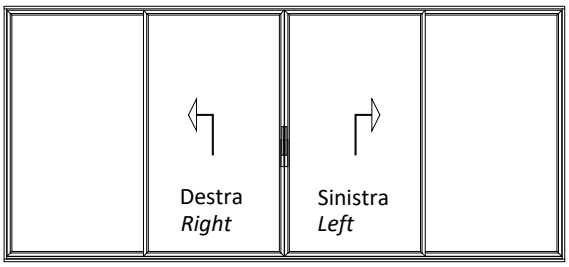

Codice|*Code*	Descrizione|*Description*
AG2996E	Kit movimentazione e tenuta 2 ante apribili *2 leaf handling and sealing kit*
ACV078	Maniglione singolo *Single handle*
ACV078Y	Maniglione singolo con cilindro *Single handle with hole cilinder*
ACV178Y	Maniglione doppio con cilindro *Double handle with hole cilinder*

Schema|*Type* F 4 ante scorrevoli
4 sliding sashes

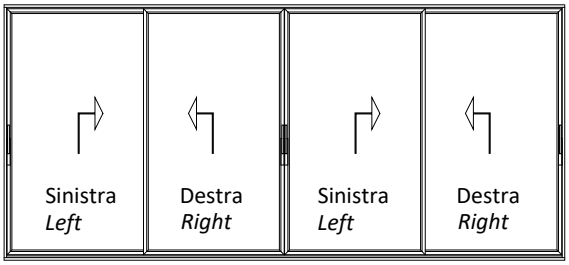

Codice|*Code*	Descrizione|*Description*
AG2996F	Kit movimentazione e tenuta 4 ante apribili *4 leaf handling and sealing kit*
ACV078	Maniglione singolo *Single handle*
ACV078Y	Maniglione singolo con cilindro *Single handle with hole cilinder*
ACV178Y	Maniglione doppio con cilindro *Double handle with hole cilinder*

Schema|*Type* A3 2 ante scorrevoli ed 1 anta fissa
2 sliding and 1 fixed sash

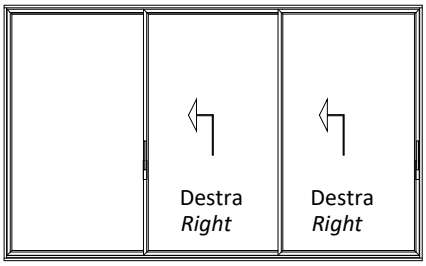

Codice|*Code*	Descrizione|*Description*
AG2996A3	Kit movimentazione e tenuta 2 ante apribili *2 leaf handling and sealing kit*
ACV078	Maniglione singolo *Single handle*
ACV078Y	Maniglione singolo con cilindro *Single handle with hole cilinder*
ACV178Y	Maniglione doppio con cilindro *Double handle with hole cilinder*

Schema|*Type* A3 2 ante scorrevoli ed 1 anta fissa
2 sliding and 1 fixed sash

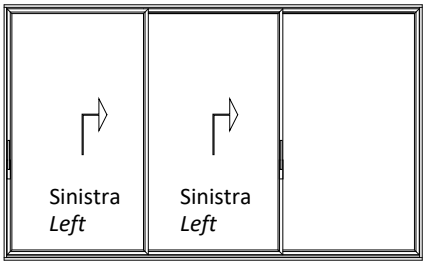

Codice|*Code*	Descrizione|*Description*
AG2997A3	Kit movimentazione e tenuta 2 ante apribili *2 leaf handling and sealing kit*
ACV078	Maniglione singolo *Single handle*
ACV078Y	Maniglione singolo con cilindro *Single handle with hole cilinder*
ACV178Y	Maniglione doppio con cilindro *Double handle with hole cilinder*

Schema|*Type* B3 3 ante scorrevoli
3 sliding sashes

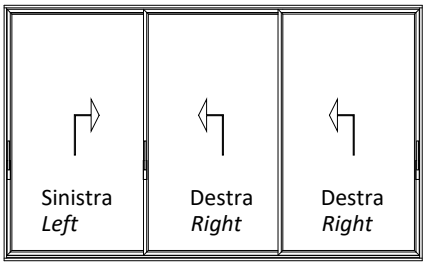

Codice|*Code*	Descrizione|*Description*
AG2996B3	Kit movimentazione e tenuta 3 ante apribili *3 leaf handling and sealing kit*
ACV078	Maniglione singolo *Single handle*
ACV078Y	Maniglione singolo con cilindro *Single handle with hole cilinder*
ACV178Y	Maniglione doppio con cilindro *Double handle with hole cilinder*

Schema|*Type* B3 3 ante scorrevoli
3 sliding sashes

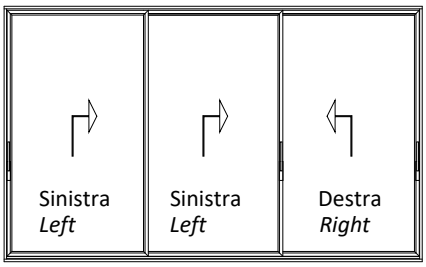

Codice|*Code*	Descrizione|*Description*
AG2997B3	Kit movimentazione e tenuta 3 ante apribili *3 leaf handling and sealing kit*
ACV078	Maniglione singolo *Single handle*
ACV078Y	Maniglione singolo con cilindro *Single handle with hole cilinder*
ACV178Y	Maniglione doppio con cilindro *Double handle with hole cilinder*

Schema|*Type* C3 2 ante scorrevoli ed 1 anta fissa
2 sliding and 1 fixed sash

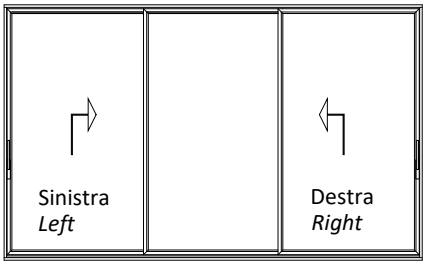

Codice|*Code*	Descrizione|*Description*
AG2996C3-AG2997C3	Kit movimentazione e tenuta 2 ante apribili *2 leaf handling and sealing kit*
ACV078	Maniglione singolo *Single handle*
ACV078Y	Maniglione singolo con cilindro *Single handle with hole cilinder*
ACV178Y	Maniglione doppio con cilindro *Double handle with hole cilinder*

Schema|*Type* E3 4 ante scorrevoli ed 2 ante fisse
4 sliding and 2 fixed sashes

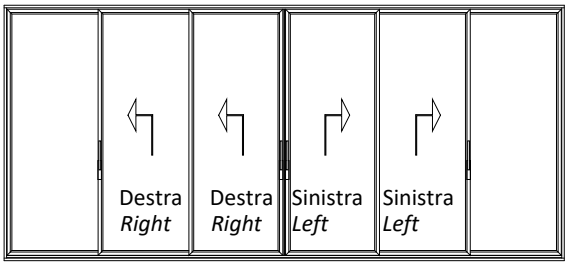

Codice|*Code*	Descrizione|*Description*
AG2996E3	Kit movimentazione e tenuta 4 ante apribili *4 leaf handling and sealing kit*
ACV078	Maniglione singolo *Single handle*
ACV078Y	Maniglione singolo con cilindro *Single handle with hole cilinder*
ACV178Y	Maniglione doppio con cilindro *Double handle with hole cilinder*

Schema|*Type* F3 6 ante scorrevoli
6 sliding sashes

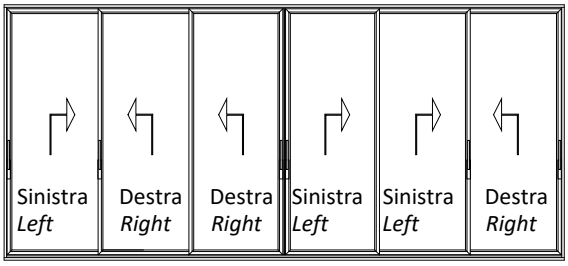

Codice|*Code*	Descrizione|*Description*
AG2996F3	Kit movimentazione e tenuta 6 ante apribili *6 leaf handling and sealing kit*
ACV078	Maniglione singolo *Single handle*
ACV078Y	Maniglione singolo con cilindro *Single handle with hole cilinder*
ACV178Y	Maniglione doppio con cilindro *Double handle with hole cilinder*

Schema|*Type* S1 1 anta scorrevole a scomparsa
1 sliding sash into the wall

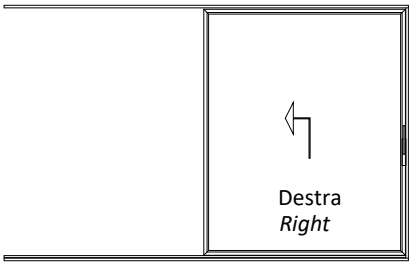

Codice|*Code*	Descrizione|*Description*
AG2996S1	Kit movimentazione e tenuta 1 anta apribile *1 leaf handling and sealing kit*
ACV078	Maniglione singolo *Single handle*
ACV078Y	Maniglione singolo con cilindro *Single handle with hole cilinder*
ACV178Y	Maniglione doppio con cilindro *Double handle with hole cilinder*

Schema|*Type* S1 1 anta scorrevole a scomparsa
1 sliding sash into the wall

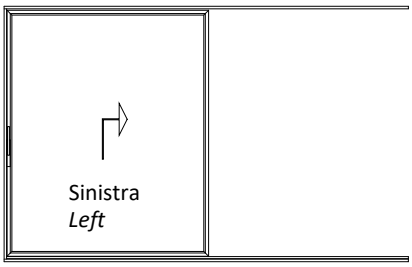

Codice|*Code*	Descrizione|*Description*
AG2997S1	Kit movimentazione e tenuta 1 anta apribile *1 leaf handling and sealing kit*
ACV078	Maniglione singolo *Single handle*
ACV078Y	Maniglione singolo con cilindro *Single handle with hole cilinder*
ACV178Y	Maniglione doppio con cilindro *Double handle with hole cilinder*

Schema|*Type* T1 2 ante scorrevoli coassiali a scomparsa
2 coaxial sliding sashes into the wall

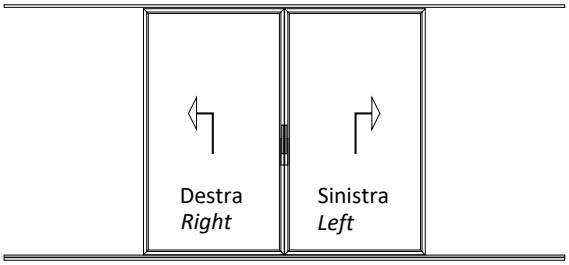

Codice|*Code*	Descrizione|*Description*
AG2996T1	Kit movimentazione e tenuta 2 ante apribili *2 leaf handling and sealing kit*
ACV078	Maniglione singolo *Single handle*
ACV078Y	Maniglione singolo con cilindro *Single handle with hole cilinder*
ACV178Y	Maniglione doppio con cilindro *Double handle with hole cilinder*

Schema|*Type* S2 2 ante scorrevoli a scomparsa
2 sliding sash into the wall

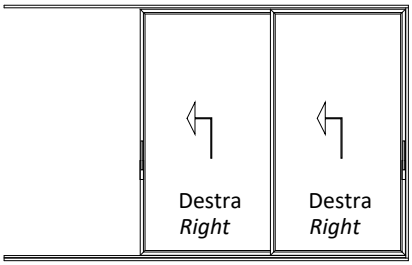

Codice|*Code*	Descrizione|*Description*
AG2996S2	Kit movimentazione e tenuta 2 ante apribili *2 leaf handling and sealing kit*
ACV078	Maniglione singolo *Single handle*
ACV078Y	Maniglione singolo con cilindro *Single handle with hole cilinder*
ACV178Y	Maniglione doppio con cilindro *Double handle with hole cilinder*

Schema|*Type* S2 2 ante scorrevoli a scomparsa
2 sliding sash into the wall

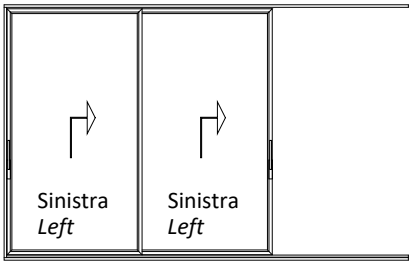

Codice|*Code*	Descrizione|*Description*
AG2997S2	Kit movimentazione e tenuta 2 ante apribili *2 leaf handling and sealing kit*
ACV078	Maniglione singolo *Single handle*
ACV078Y	Maniglione singolo con cilindro *Single handle with hole cilinder*
ACV178Y	Maniglione doppio con cilindro *Double handle with hole cilinder*

Schema|*Type* T2 4 ante scorrevoli a scomparsa
4 sliding sash into the wall

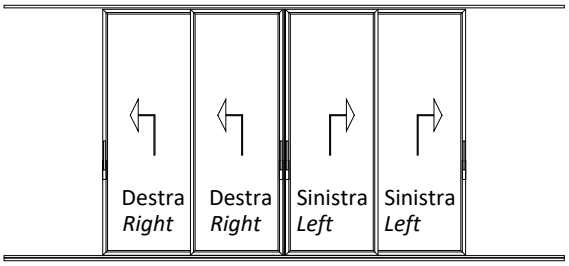

Codice|*Code*	Descrizione|*Description*
AG2996T2	Kit movimentazione e tenuta 4 ante apribili *4 leaf handling and sealing kit*
ACV078	Maniglione singolo *Single handle*
ACV078Y	Maniglione singolo con cilindro *Single handle with hole cilinder*
ACV178Y	Maniglione doppio con cilindro *Double handle with hole cilinder*

Schema|*Type* S3 3 ante scorrevoli a scomparsa
3 sliding sash into the wall

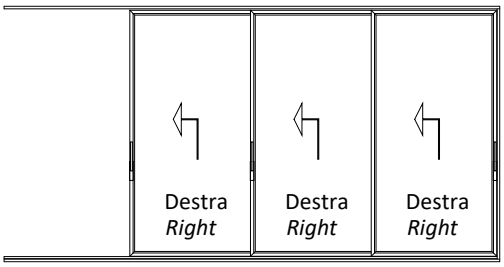

Codice|*Code*	Descrizione|*Description*
AG2996S3	Kit movimentazione e tenuta 3 ante apribili *3 leaf handling and sealing kit*
ACV078	Maniglione singolo *Single handle*
ACV078Y	Maniglione singolo con cilindro *Single handle with hole cilinder*
ACV178Y	Maniglione doppio con cilindro *Double handle with hole cilinder*

Schema|*Type* S3 3 ante scorrevoli a scomparsa
3 sliding sash into the wall

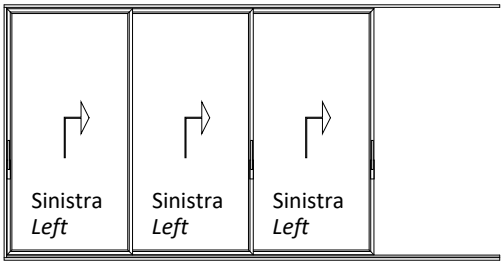

Codice|*Code*	Descrizione|*Description*
AG2997S3	Kit movimentazione e tenuta 3 ante apribili *3 leaf handling and sealing kit*
ACV078	Maniglione singolo *Single handle*
ACV078Y	Maniglione singolo con cilindro *Single handle with hole cilinder*
ACV178Y	Maniglione doppio con cilindro *Double handle with hole cilinder*

Schema|*Type* T3 6 ante scorrevoli a scomparsa
6 sliding sash into the wall

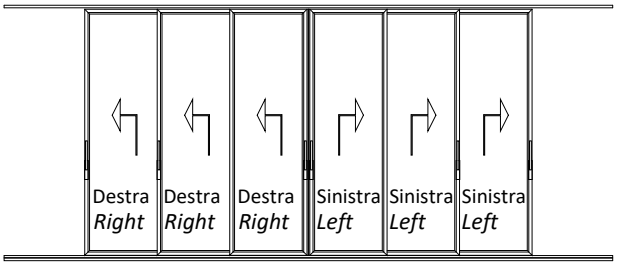

Codice|*Code*	Descrizione|*Description*
AG2996T3	Kit movimentazione e tenuta 6 ante apribili *6 leaf handling and sealing kit*
ACV078	Maniglione singolo *Single handle*
ACV078Y	Maniglione singolo con cilindro *Single handle with hole cilinder*
ACV178Y	Maniglione doppio con cilindro *Double handle with hole cilinder*

1. Controllo materiale in arrivo / *Incoming equipment Control*

   Verifica visiva dell'intergrità delle barre con attenzione a: / *Profiles wholeness visual control paying attention to:*

   - Strisci profondi / *Deep scratches* — verifica visiva / *visual control*
   - Botte e avvallamenti sulla superficie / *Bumps and dips on surface* — verifica visiva / *visual control*
   - Rettilineità barre / *Profiles straightness tolerance* — 0,002 x L
   - Svergolamento / *Profiles twist tolerance* — 1° x m

2. Taglio barre e controllo barre / *Cut and Control of profiles*
   - Misura lunghezza / *Length measurement* — ± 0.5 mm
   - Verifica 45° / *45° Control* — ± 1°
   - Verifica 90° / *90° Control* — ± 1°

3. Preparazione per verniciatura - brunitura /*Preparation for the powder coating - burnishing*
   a. Fori su telaio per scarichi liquidi pretrattamento
      Holes on frame for the drainage of pretreatment liquid
   b. Marcatura e imballo telai esterni e ante
      External frames and leafs branding and packing
   c. Marcatura e imballo telai fermavetro
      Glazingbeads frames branding and packing
   d. Marcatura e imballo profili complementari
      Additional profiles branding and packing

4. Applicazione accessori e sigillatura / *Hardware and accessories installation and sealing*
   I. Montaggio cremonese e incontri / *Espagnolette installion*
   II. Montaggio guarnizioni di battuta / *Gasket installation*
   III. Sigillatura angolo nel TT / *Corner joint sealing*

5. Vetrazione / *Glazing*
   a. Applicazione clips fermavetro / *glazing bead clips installation*
   b. Applicazione guarnizione esterna / *External glazing gasket installation*
   c. Applicazione vetro (spessoramento) / *Glazing installation (setting blocks)*
   d. Inserimento fermavetri / *Glazing beads application*
   e. Inserimento guarnizione interna fermavetro / *Fit glazing bead to glass gasket*
   f. Verifica corretta compressione guarnizione / *Control of the right compression of the gasket*

6. Controlli su prodotto finito / *Control on finished element*
   a. Verifica distanza tra anta e telaio / *Control of gap between leaf and frame* — +0 +0.5 mm
   b. Verifica sormonto anta su telaio / *Control of leaf surmount* — +0 +1 mm
   c. Verifica sigillature per scarico acqua / *Control of central gasket sealing* — test con acqua su giunto / *test with water*
   d. Verifica funzionamento cremonese/maniglia serratura
      Control of hardware functioning
   e. Verifica finitura superficiale / *Control of surface finishing*

7. Controlli dopo la posa / *Controls after installation*
   a. Verifica corretta installazione telai: squadra, piombo, misure /
      Control of alignment and plulmbing of frame and leaf
   b. Verifica distanza tra anta e telaio / +0 +1 mm
      Control of gap between leaf and frame
   c. Verifica sigillature per scarico acqua / test con acqua su giunto
      Control of central gasket sealing *test with water*
   d. Verifica funzionamento cremonese/maniglia serratura
      Control of hardware functioning
   e. Verifica finitura superficiale / *Control of surface finishing*

MATERIALI

ACCIAIO INOX
Materiale
Profilati ricavati da nastro di lamiera di acciaio inox laminato a freddo pre-trattato industrialmente per garantire la massima qualità e uniformità.
Caratteristiche fisiche
AISI 316L Marino (X2 CrNiMo 17-12-2)
Norme di riferimento
EN 10088-2; EU 114
Trattamenti superficiali
Finitura Scotch Brite: ottenuta su nastro AISI 316L (marino) con finitura superficiale 2B con successiva spazzolatura Scoth Brite.

ACCIAIO COR-TEN
Materiale
Profilati ottenuti da nastro in acciaio altoresistenziale, autopassivante (che un tempo veniva commercializzato con il nome Cor-Ten) tale da formare, se esposto all'aria, uno strato di ossido uniforme e stabile che, ricoprendo la lamiera, ne arresta la corrosione atmosferica.
Caratteristiche fisiche
Fe 510 X (C max % 0,12: Si % 0,25-0,75: Mn % 0,20-0,50: P % 0,07-0,15: Cu % 0,25-0,55: Cr % 0,30-1,25: Ni max % 0,65)
Norme di riferimento
EN 10149
Trattamenti superficiali
Dopo la profilatura il materiale viene immerso in speciali bagni ossidanti tali da accelerare la formazione dello strato protettivo. Raggiunta la tonalità desiderata della superficie si procede ad una ceratura di stabilizzazione del materiale.

ACCIAIO ZINCATO VERNICIATO
Materiale
Profilati ottenuti da nastro in lamiera di acciaio zincato a caldo sistema Sendzimir finitura skinpassata
Caratteristiche fisiche
FeP02 GZ 200
Norme di riferimento
UNI EN 10142/3/7; EURONORM 143
Trattamenti superficiali per la verniciatura
La preparazione del supporto zincato si effettua tramite i processi di sgrassaggio, decapaggio e lavaggio in acqua. Segue l'applicazione di uno strato di zinco per fosfatazione seguito da lavaggi in acqua demineralizzata. Infine applicazione della mano a finire con polveri poliestere cotte in forno a 180 °C per 25 minuti.

LEGA DI RAME OT67
Materiale
Profilati ottenuti da nastro di Lega di Rame OT67 laminato a freddo rincrudito allo stato grezzo.
Caratteristiche fisiche
Cu Zn 33 CW 506L (OT 67, 67% rame e 33% zinco)
Norme di riferimento
EN 1652:1999
Trattamenti superficiali
Finitura brunita: dopo la profilatura viene eseguita una ricottura di distensione, quindi la pulitura meccanica con abrasivo e la successiva brunitura per immersione con liquido brunitore; il profilo viene poi lavato e asciugato ed infine protetto mediante trattamento con olio di vaselina.
Finitura lucida: dopo la profilatura viene eseguita una ricottura di distensione e successivamente la lucidatura a specchio.

MATERIALS

STAINLESS STEEL
Materials
Sections processed out of the cold-rolled coils, industrially pre-treated for utmost quality and uniformity.
Physical features
AISI 316L Marino (X2 CrNiMo 17-12-2)
Norms of reference
EN 10088-2; EU 114
Surface treatment
Scotch Brite: obtained on AISI 316L (marine) coil 2B pre-finish with Scotch-Brite post-scrubbing.

CORTEN STEEL
Materials
Sections processed out of highly resistant self-oxidising steel coils – once traded under the name Cor-Ten. If exposed to the open air, it produces a uniform protective layer that reduces weather corrosion.
Physical features
Fe 510 X (C max % 0,12: Si % 0,25-0,75: Mn % 0,20-0,50: P % 0,07-0,15: Cu % 0,25-0,55: Cr % 0,30-1,25: Ni max % 0,65)
Norms of reference
EN 10149
Surface treatment
After forming, sections are plunged into a special oxydising bath to catalyze formation of the protective coating. Once the desired tone obtained, sections are stabilized by a wax coating.

GALVANIZED AND PAINTED STEEL
Materials
Sections processed out of hot galvanized steel coils, band "Sendzimir, skinpassed finishing.
Physical features
FeP02 GZ 200
Norms of reference
UNI EN 10142/3/7; EURONORM 143
Pre-painted surface treatment
The preparation of a galvanised surface in made through several processes: degreasing, pickling an washing. A coating of zinc is then applied through a phosphatising process followed by rinses in demineralised water. A final coat in then applied with polyester powders baked at 180 °C for 25 minutes.

COPPER ALLOY OT67
Materials
Sections processed out of copper alloy coils, industrially cold-rolled.
Physical features
Cu Zn 33 CW 506L (OT 67, 67% *copper* and 33% *zinc*)
Norms of reference
EN 1652:1999
Surface treatment
Burnished finish: after forming, the product is submitted to stress relieving, then to mechanical cleaning with abrasive products and ultimately to burnishing by plunging into a burnishing solution. It is then washed and dried and protected with a vaseline coating.
Glossy finish: after forming, the product is submitted to stress relieveing and then mirror-like polished.

INDICE ANALITICO | SUBJECT INDEX

AC2608 ..... 2.9.1-2|2.9.4-6|2.9.11
AC2608AR ..... 2.9.1-4|2.9.6|2.9.11
AC2609AR ..... 2.9.5|2.9.11
AC2993P ..... 4.2.1|4.2.4|4.2.40|4.2.54
AC2995.1 ..... 4.3.2|4.3.6-7
AC2995.2 ..... 4.3.3|4.3.6-7
AC2995.3 ..... 4.3.4
AC2995R.xx 4.2.7
ACV21x.xx 4.3.85
ACV22x.xx 4.3.86
ACV22xY.xx 4.3.87
AG2989L.AB 4.3.39-83
AG2989L.EF 4.3.39-83
AG2992L.AB ..... 4.2.76-78|4.3.39-83
AG2992L.EF ..... 4.2.76-78|4.3.39-83
AG2996-7A 4.3.39
AG2996-7A3 ..... 4.3.52-53
AG2996-7B 4.3.40-41
AG2996-7B3 ..... 4.3.54-56
AG2996-7C 4.3.42
AG2996-7C3 ..... 4.3.57-59
AG2996-7S1 ..... 4.3.49
AG2996-7S2 ..... 4.3.69-70
AG2996-7S3 ..... 4.3.75-77
AG2996E 4.3.43-44
AG2996E3 ..... 4.3.59-62
AG2996F 4.3.45-48
AG2996F3 ..... 4.3.63-68
AG2996T1 ..... 4.3.50-51
AG2996T2 ..... 4.3.71-73
AG2996T3 ..... 4.3.78-83
AT2900 ..... 5.1.3
CV1243(I) 2.9.7-10
CV5012(I) 2.9.7-10
CV5403I ..... 4.2.17|4.2.17|4.2.23|4.2.26
GU2905 ..... 4.3.19-20
GU2994L 4.3.17-18
GU2995L 4.3.15-16
GU2996L 4.3.15-16
PA1194 ..... 4.2.42-49
PA1194.NE 4.2.42-49

Secco Sistemi spa
via Terraglio 195
31022 Preganziol TV - Italy
tel. +39 0422 497700
fax +39 0422 497705
info@seccosistemi.it
www.seccosistemi.it

ED. | IT-EN | 09.2023