

OS2 65

RC2

FASCICOLO

TECNICO

TECHNICAL

DOSSIER

Sistema integrato di profili, accessori e guarnizioni a taglio termico con profili aventi sezione in vista 47 mm (nodo laterale) e 62 mm (nodo centrale), idoneo per la realizzazione di porte e finestre a 2 ante, rettangolari, sagomate o curve con o senza fissi laterali e superiori.

I **profili in metallo** componenti il sistema sono dello spessore di 15/10 mm e sono ottenuti tramite profilatura a freddo di nastri nei vari materiali previsti dal sistema.

Il **taglio termico** dei profili è realizzato tramite un estruso in poliammide rinforzato con fibra di vetro reso solidale alle parti in metallo esterne da una resina poliuretanica ad alta densità, iniettata ad alta pressione. Il collegamento che si ottiene è continuo, privo di interruzioni e garantisce la massima resistenza torsionale e flettente.

La **costruzione dei telai** prevede l'unione tra i profili tramite saldatura in continuo delle sezioni in contatto e la successiva ripresa delle superfici in vista, o l'utilizzo di un sistema misto ad assiemaggio meccanico a saldatura interna che non necessita di riprese di finitura.

Il sistema prevede la possibilità di alloggiare **vetri stratificati** di sicurezza (classe P4A secondo EN356) a una o più camere.

Caratteristiche del sistema:

Sormonto interno ed esterno delle ante;
Sistema di guarnizioni a giunto aperto con guarnizione centrale di tenuta e guarnizione interna di battuta;
Cerniere ad avvitare negli stessi materiali del profilo per porte e per finestre;
Sistema integrato completo di accessori per lo scarico acqua;
Kit completo per l'apertura ad anta con ferramenta a scomparsa e con dispositivo per il blocco della maniglia con chiave;
Kit per l'alloggiamento di serrature completo di scatole di copertura nei diversi materiali;
Paraspifferi inferiore con guarnizione a pinna.

Thermally insulated integrated system of profiles, accessories and gaskets with visible section of 47 mm (lateral section) and 62 mm (central section) suitable for rectangular, trapezoidal, arched shaped double leafed doors and windows for door and window with or without fixed side light.

The metal profiles that make up the system are 15/10 mm thick and are obtained from the cold-forming of the coils in the various materials available.

The profile thermal break is connected by means of a glass-fibre reinforced, extruded polyamide that becomes one with the external metal parts with the use of a high density polyurethane resin, injected at high pressure. The connection is continuous, without interruptions, guaranteeing maximum resilience to torsional and bending stress.

The assembly of the frames requires that the profiles be connected by welding together the sections in contact and then that the visible welds must be ground down neatly and finished, or by combining mechanical assembly and internal welding that does not require the retouching of the finish.

The system permits to use double or triple thermal insulated glazing with **stratified security glass** (class P4A as per EN356).

Features of the system:

Surmounted internal and external design of the sections;
Central and rebate gasket placed for the best water, wind, air tightness and acoustic performances;
High capacity to be screwed in the same material of the profile;
Integrated system complete of accessories for water drain;
Concealed hardware for side-hung windows with device for handle block with key;
Complete kit for lock with coverings in the same material of the profile;
Special drop down seal with fin.

PRESTAZIONI

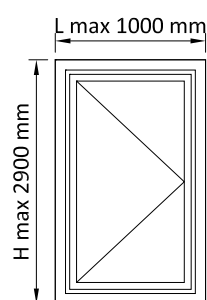
Sistema finestre

Trasmittanza termica (EN ISO 10077-2)
-Nodo tipo (acciaio inox) con $U_f = 3,10 \text{ W/m}^2\text{K}$
Isolamento acustico (DIN 52210 / EN ISO 717-1)
-Fino a 43 dB
Resistenza all'aria (EN 12207)
-Classe 4
Resistenza all'acqua (EN 12208)
-Classe 8A
Resistenza al vento (EN 12210)
-Classe C4
Prova di durata a cicli di apertura (EN 1191-12400)
-Classe 2 - 10.000 cicli
Resistenza all'effrazione (EN 1627)
-Classe RC2

PERFORMANCES

Windows system

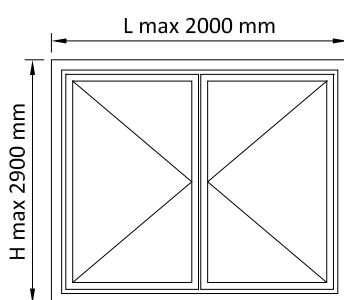
Thermal transmittance (EN ISO 10077-2)
-Typical section (stainless steel) with $U_f = 3,10 \text{ W/m}^2\text{K}$
Acoustic performance (DIN 52210 / EN ISO 717-1)
-Up to 43 dB
Air permeability (EN 12207)
-Class 4
Watertightness (EN 12208)
-Class 8A
Resistance to wind load (EN 12210)
-Class C4
Resistance to repeated opening and closing (EN 1191-12400)
-Class 2 – 10.000 opening and closing
Burglar resistance (EN 1627)
-Class RC2

Limiti dimensionali - Maximum dimension

peso massimo anta*
maximum leaf weight*

AC2628 - 100 kg**
AC2648 - 100 kg**

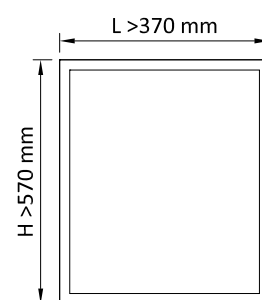
finestra ad un anta apertura INTERNA
one-leaf INWARD opening windows



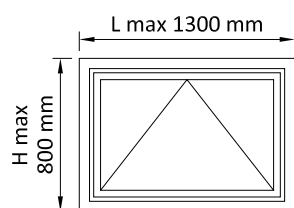
peso massimo anta*
maximum leaf weight*

AC2628 - 100 kg**
AC2648 - 100 kg**

finestra a due ante apertura INTERNA
two-leaf INWARD opening windows



fisso
fixed



peso massimo anta*
maximum leaf weight*

AC2628 - 40 kg
AC2648 - 40 kg





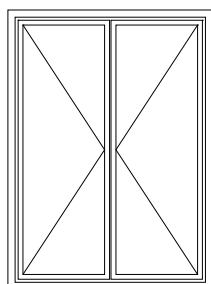

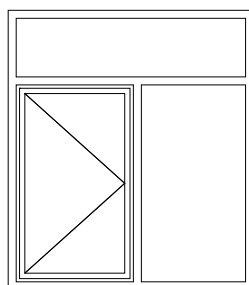
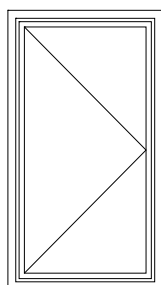
finestra vasistas apertura INTERNA
bottom-hung window

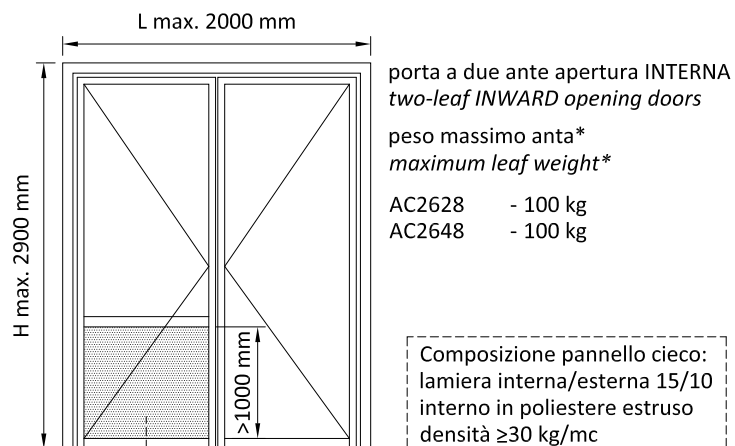
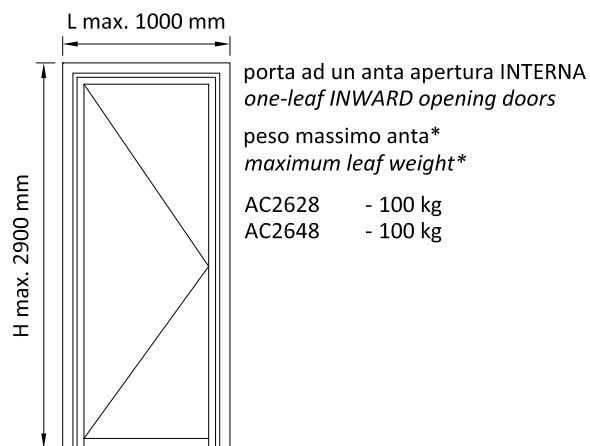
* cerniera aggiuntiva per H serramento > 1300 mm

* additional hinge for windows with height > 1300 mm

** fino a 130 kg con cerniera aggiuntiva superiore
(vedi pag. applicazione cerniera)

** up to 130 kg with additional hinge
(see hinge application page)

Esempi tipologie realizzabili - Types of windows





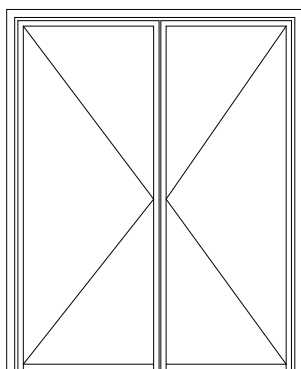
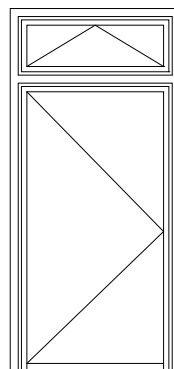
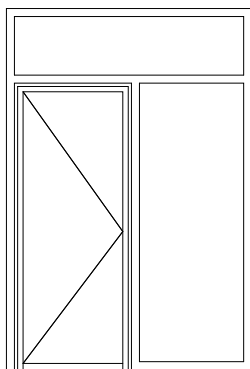
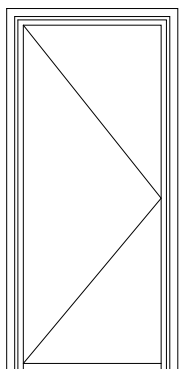
Limiti dimensionali - Maximum dimension

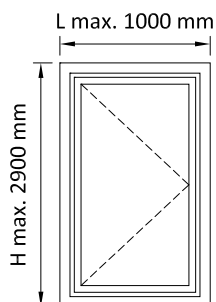
* cerniera aggiuntiva per H serramento > 2300 mm

* additional hinge for windows with height > 2300 mm

** fino a 130 kg con cerniera aggiuntiva superiore (vedi pag. applicazione cerniera)

** up to 130 kg with additional hinge (see hinge application page)

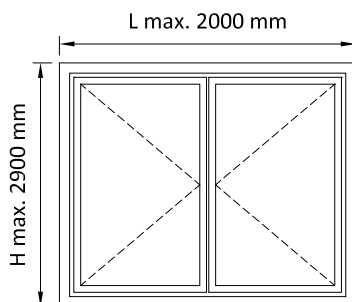
Esempi tipologie realizzabili - Types of door

Limiti dimensionali - Maximum dimension

finestra ad un anta apertura ESTERNA
one-leaf OUTWARD opening windows

peso massimo anta*
maximum leaf weight*

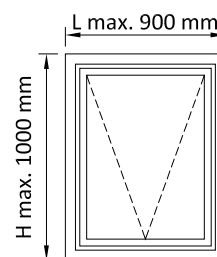
AC2628 - 100 kg
AC2648 - 100 kg



finestra a due ante apertura ESTERNA
two-leaf OUTWARD opening windows

peso massimo anta*
maximum leaf weight*

AC2628 - 100 kg
AC2648 - 100 kg



finestra a sporgere apertura ESTERNA
awning window

peso massimo anta*
maximum leaf weight*



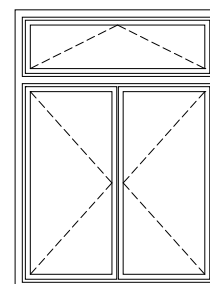

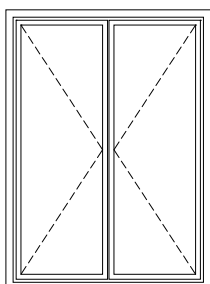
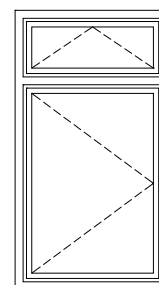
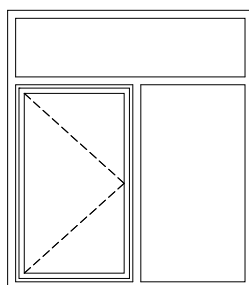
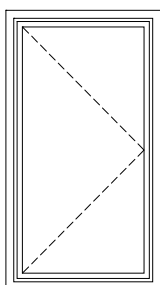
AC2628 - 40 kg
AC2648 - 40 kg

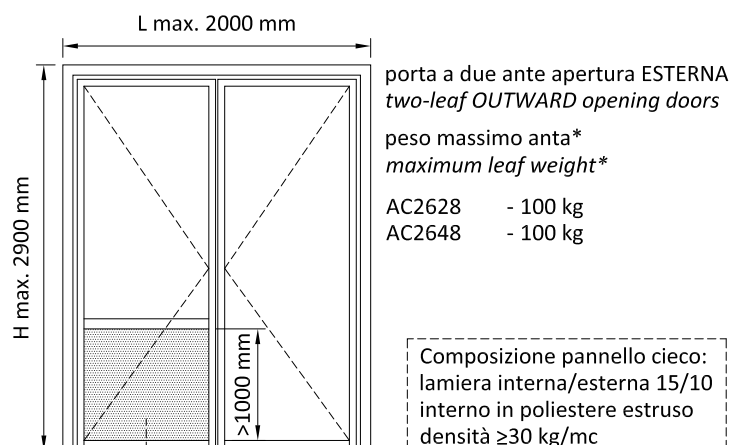
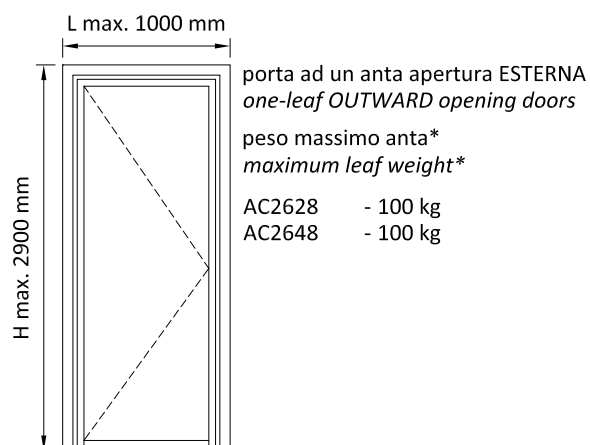
* cerniera aggiuntiva per H serramento > 1300 mm

* additional hinge for windows with height > 1300 mm

** fino a 130 kg con cerniera aggiuntiva superiore (vedi pag. applicazione cerniera)

** up to 130 kg with additional hinge (see hinge application page)

Esempi tipologie realizzabili - Types of windows



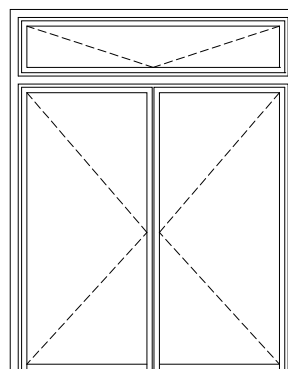

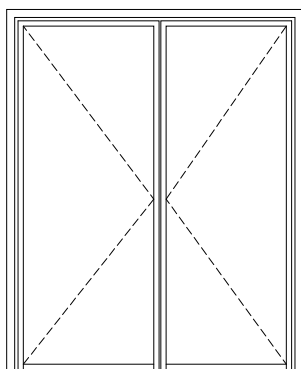
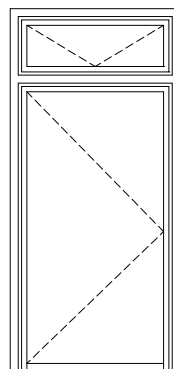
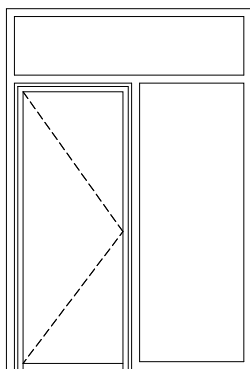
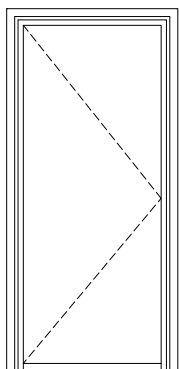
Limiti dimensionali - Maximum dimension


* cerniera aggiuntiva per H serramento > 2300 mm


* additional hinge for windows with height > 2300 mm

** fino a 130 kg con cerniera aggiuntiva superiore (vedi pag. applicazione cerniera)

** up to 130 kg with additional hinge (see hinge application page)

Esempi tipologie realizzabili - Types of door



**AC2623W.D**

Kit cremonese dx per finestre
ad un anta | PR2833

*RH cremonese bolt set for single leaf
windows | PR2833*

AC2623W.S


Kit cremonese sx per finestre
ad un anta | PR2833

*LH cremonese bolt set for single leaf
windows | PR2833*

**AC2681W.IB**

Rostro di sicurezza in acciaio inox
brunito

*Burnished stainless steel security
pin*

**AC2624W.D**


Kit cremonese dx per finestre
a due ante

*RH cremonese bolt set for double
leaf windows*

AC2624W.S


Kit cremonese sx per finestre
a due ante

*LH cremonese bolt set for double leaf
windows*

**AC2682W**

Accessorio anti-sollevamento

Anti-lift accessory

**AC2625W.D**

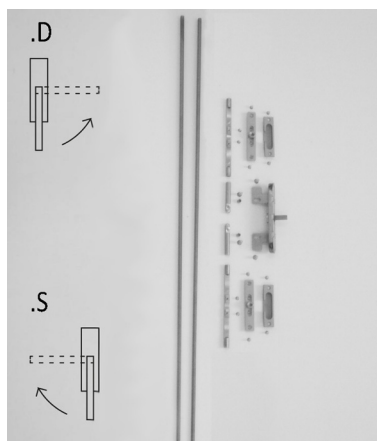
Kit cremonese dx per finestre
ad un anta | PR2843

*RH cremonese bolt set for single leaf
windows | PR2843*

AC2625W.S

Kit cremonese sx per finestre
ad un anta | PR2843

*LH cremonese bolt set for single leaf
windows | PR2843*

**AC2683W.D**

Kit cremonese dx per finestre
ad un anta - apertura esterna

*RH cremonese bolt set for single leaf
windows - outward opening*

AC2683W.S


Kit cremonese sx per finestre
ad un anta - apertura esterna

*LH cremonese bolt set for single leaf
windows - outward opening*

**AC2626RW**

Punto di chiusura aggiuntivo
per finestra

*Additional locking point
for windows*

**AC2684W.D**


Kit cremonese dx per finestre
a due ante - apertura esterna

*RH cremonese bolt set for double
leaf windows - outward opening*

AC2684W.S

Kit cremonese sx per finestre
a due ante - apertura esterna

*LH cremonese bolt set for double leaf
windows - outward opening*

**AC2694W.D**

Kit serratura multipunto dx
per porta

RH Multi-lock set for door

AC2694W.S

Kit serratura multipunto sx
per porta

LH Multi-lock set for door

**AC2695W.D**

Punto di chiusura aggiuntivo
dx per porta

RH additional locking point for door

AC2695W.S

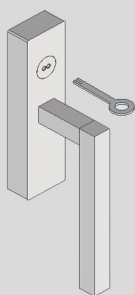
Punto di chiusura aggiuntivo
sx per porta

LH additional locking point for door

**AC2831W**

Pozzetto antipolvere in ottone per
catenaccio porta seconda anta

*Brass door dust excluding socket
for second sash bolt*



BB ottone brunito | *burnished brass*
 BR ottone grezzo | *untreated brass*
 BV* ottone grezzo verniciabile | *paintable untreated brass*
 CZ* acciaio corten grezzo | *untreated corten steel*
 SB acciaio inox scotch brite | *scotch-brite stainless steel*

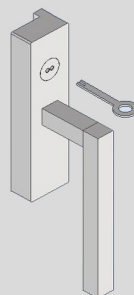
ACV872W.xx

Martellina "VITRUVIO" medium
 con chiave

L | quadra | tronca
 PR2943 - PR2963

Handle medium "VITRUVIO"
with key

L | cut | square
 PR2943 - PR2963



BB ottone brunito | *burnished brass*
 BR ottone grezzo | *untreated brass*
 BV* ottone grezzo verniciabile | *paintable untreated brass*
 CZ* acciaio corten grezzo | *untreated corten steel*
 SB acciaio inox scotch brite | *scotch-brite stainless steel*

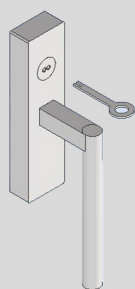
ACV882W.xx

Martellina "VITRUVIO" medium
 con chiave

L | quadra | tronca
 PR2933

Handle medium "VITRUVIO"
with key

L | cut | square
 PR2933



BB ottone brunito | *burnished brass*
 BR ottone grezzo | *untreated brass*
 BV* ottone grezzo verniciabile | *paintable untreated brass*
 SB acciaio inox scotch brite | *scotch-brite stainless steel*

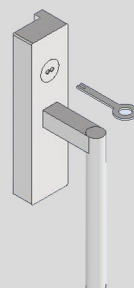
ACV873W.xx

Martellina "VITRUVIO" medium
 con chiave

L | tonda | tronca
 PR2943 - PR2963

Handle medium "VITRUVIO"
with key

L | cut | round
 PR2943 - PR2963



BB ottone brunito | *burnished brass*
 BR ottone grezzo | *untreated brass*
 BV* ottone grezzo verniciabile | *paintable untreated brass*
 SB acciaio inox scotch brite | *scotch-brite stainless steel*

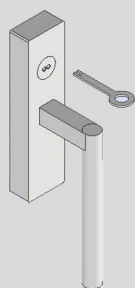
ACV883W.xx

Martellina "VITRUVIO" medium
 con chiave

L | tonda | tronca
 PR2933

Handle medium "VITRUVIO"
with key

L | cut | round
 PR2933



BB ottone brunito | *burnished brass*
 BR ottone grezzo | *untreated brass*
 BV* ottone grezzo verniciabile | *paintable untreated brass*

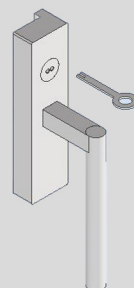
ACV874W.xx

Martellina "VITRUVIO" medium
 con chiave

L | tonda | sfera
 PR2943 - PR2963

Handle medium "VITRUVIO"
with key

L | sphere | round
 PR2943 - PR2963



BB ottone brunito | *burnished brass*
 BR ottone grezzo | *untreated brass*
 BV* ottone grezzo verniciabile | *paintable untreated brass*

ACV884W.xx

Martellina "VITRUVIO" medium
 con chiave

L | tonda | sfera
 PR2933

Handle medium "VITRUVIO"
with key

L | sphere | round
 PR2933

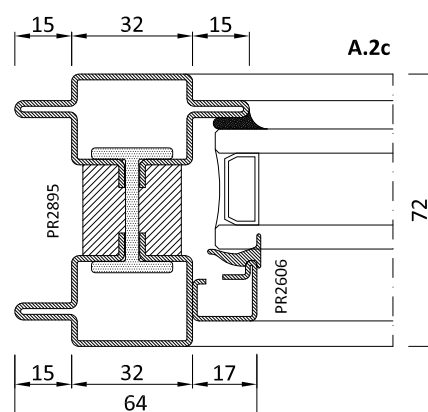
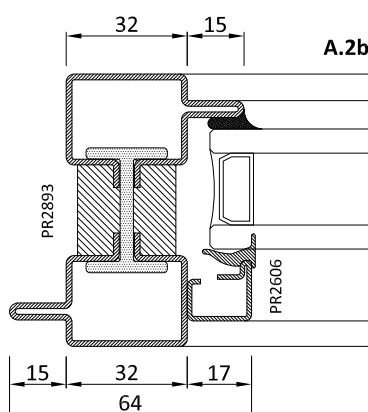
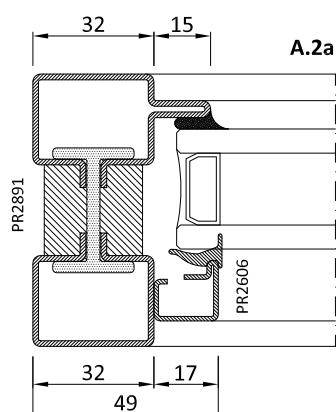
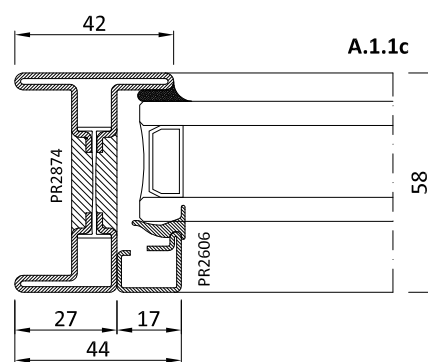
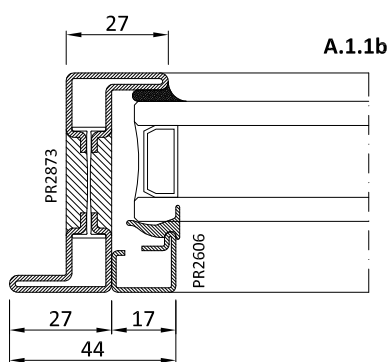
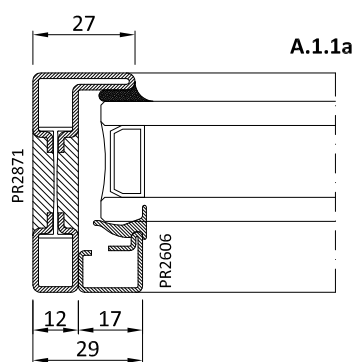
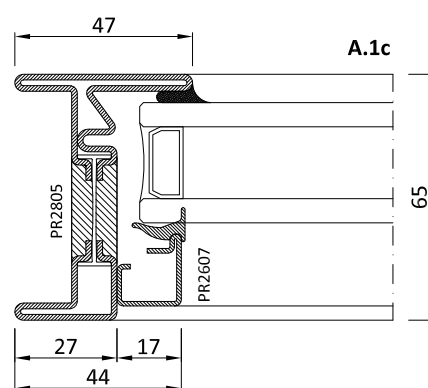
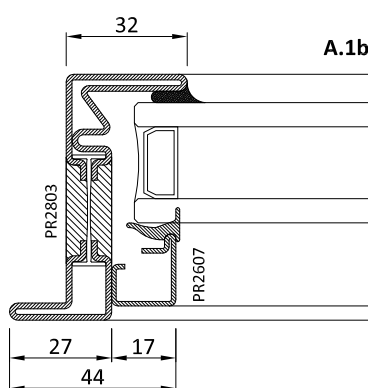
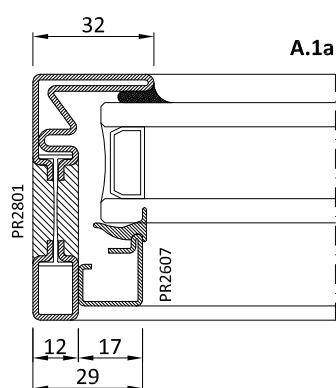
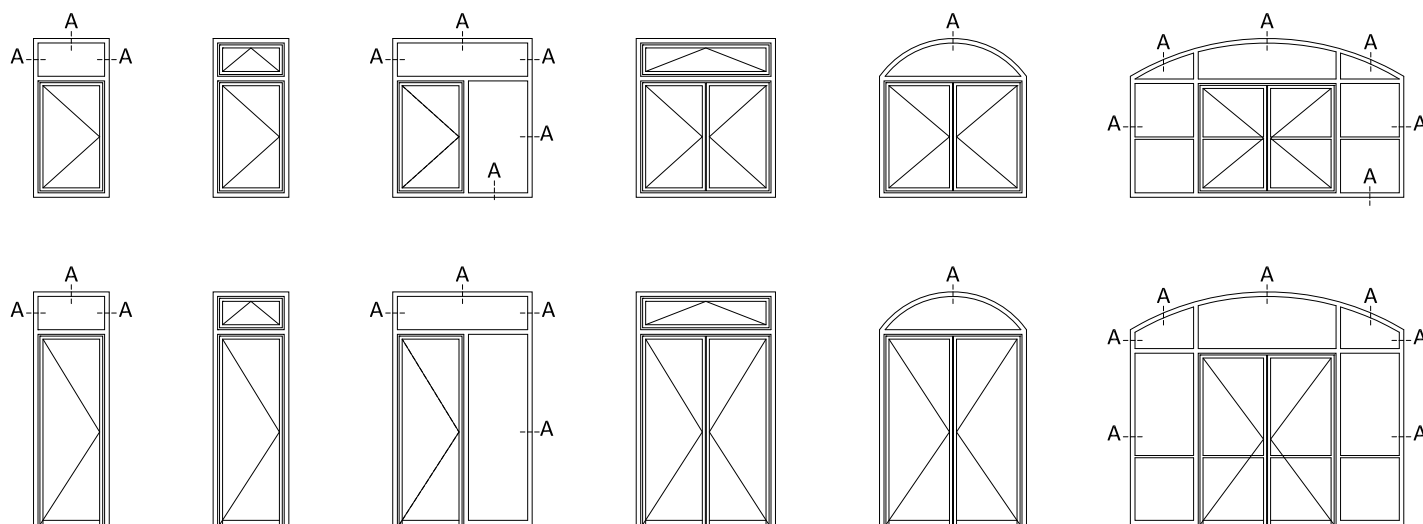
*La versione BV e CZ - viene fornita smontata (pg. 4.3.5-6 assieme) con il cilindro in acciaio inox brunito non verniciabile.

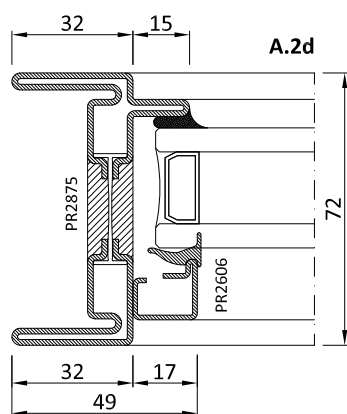
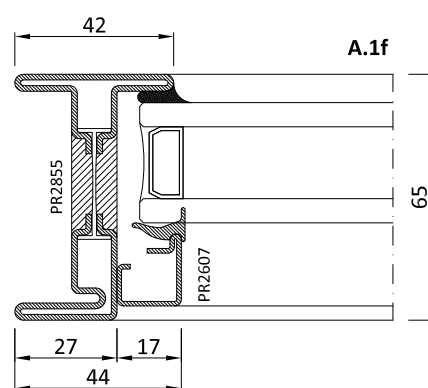
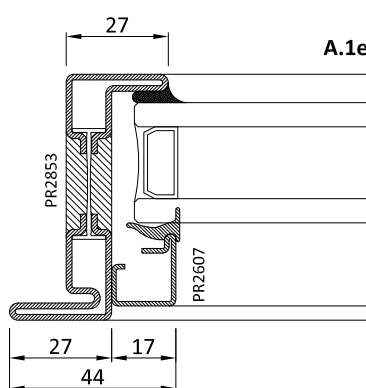
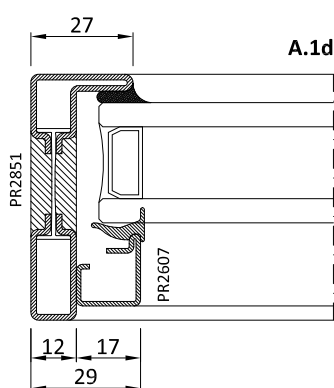
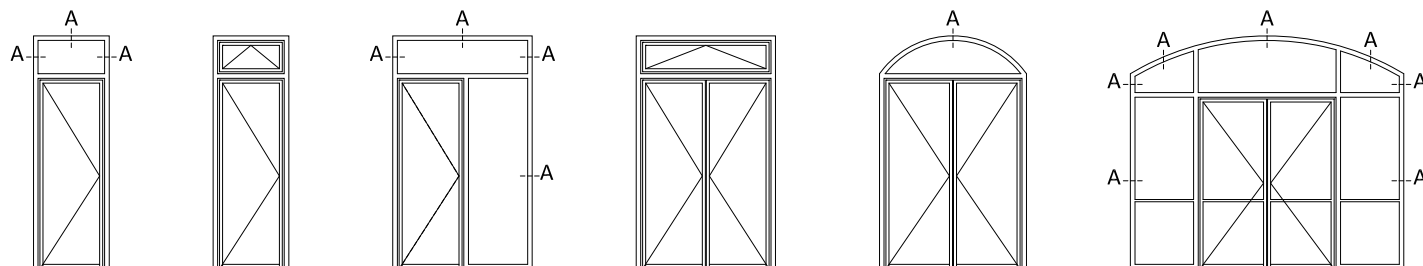
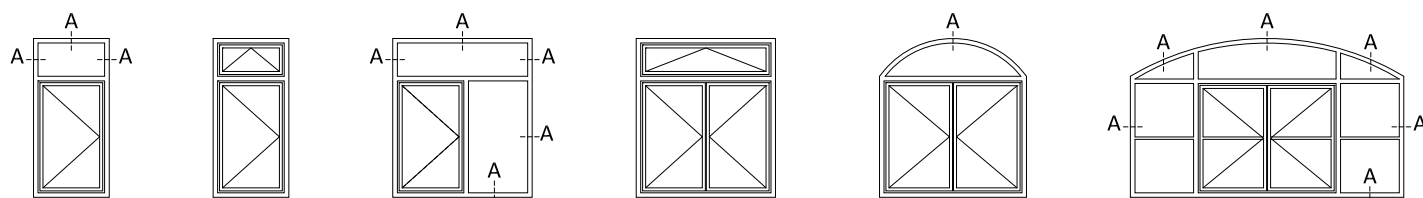
*The BV and CZ version - is supplied unassembled (pg. 4.3.5-6 assembly) and has a burnished stainless steel cylinder that cannot be painted.

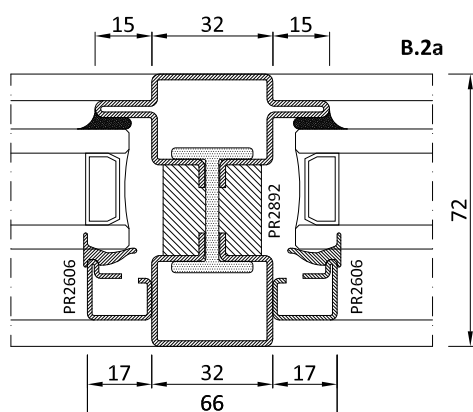
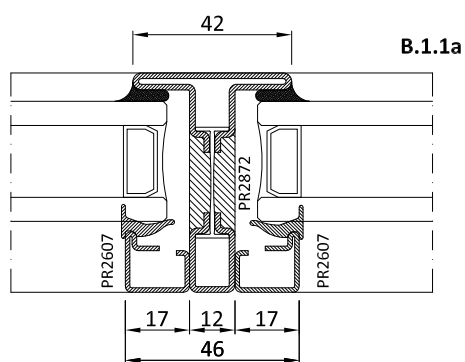
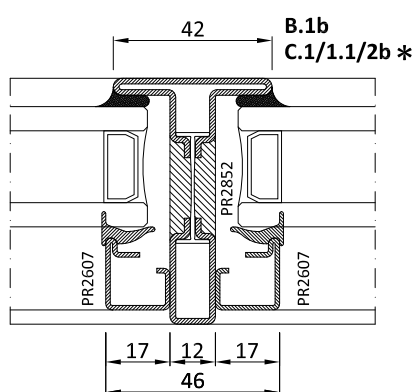
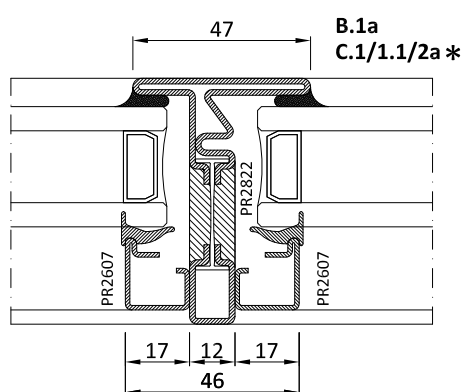
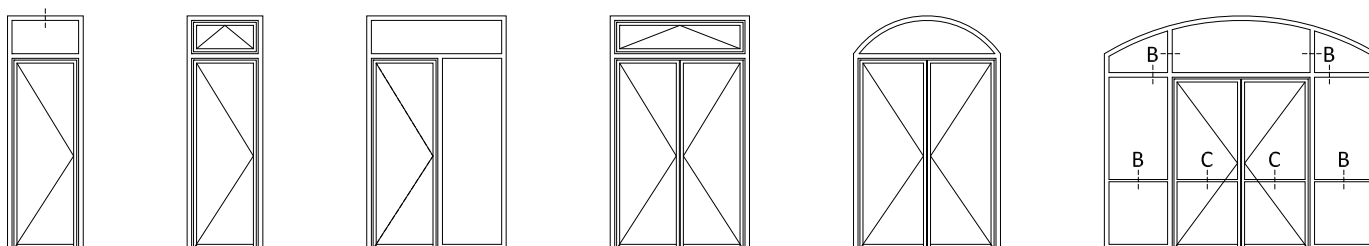
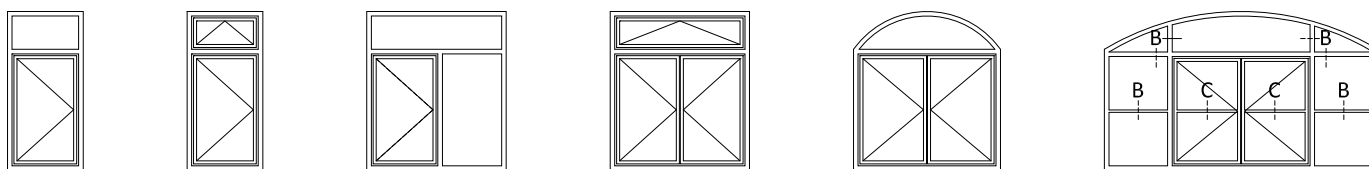
**SL 0100**

Silicone strutturale per vetri

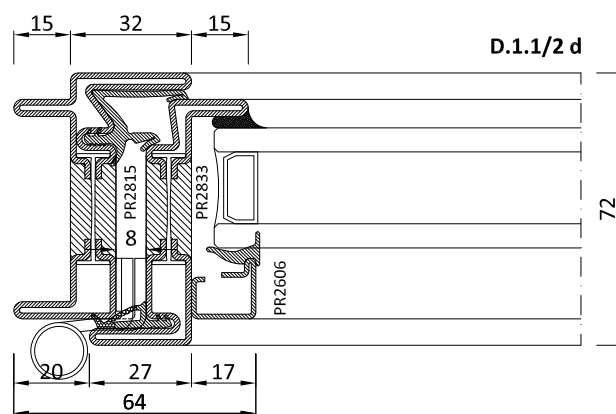
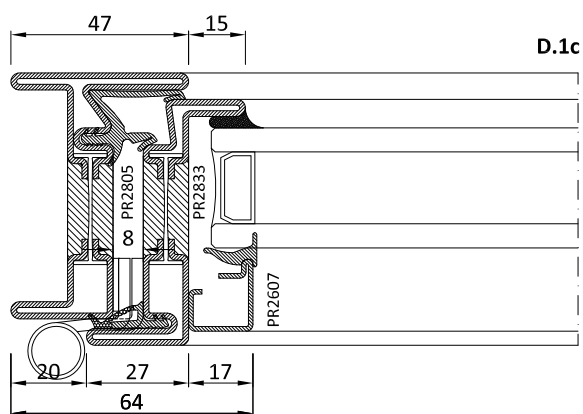
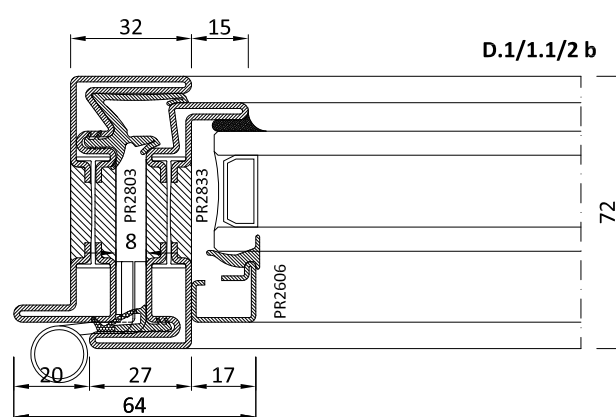
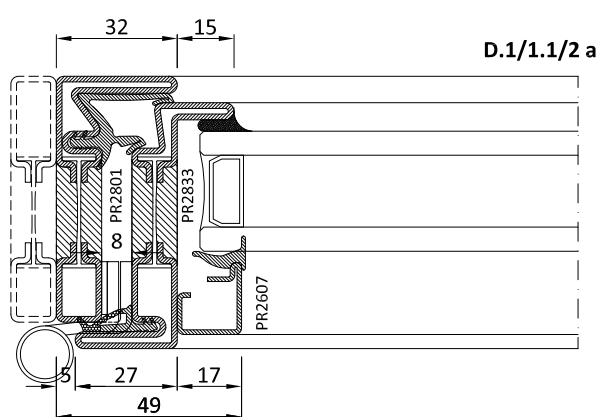
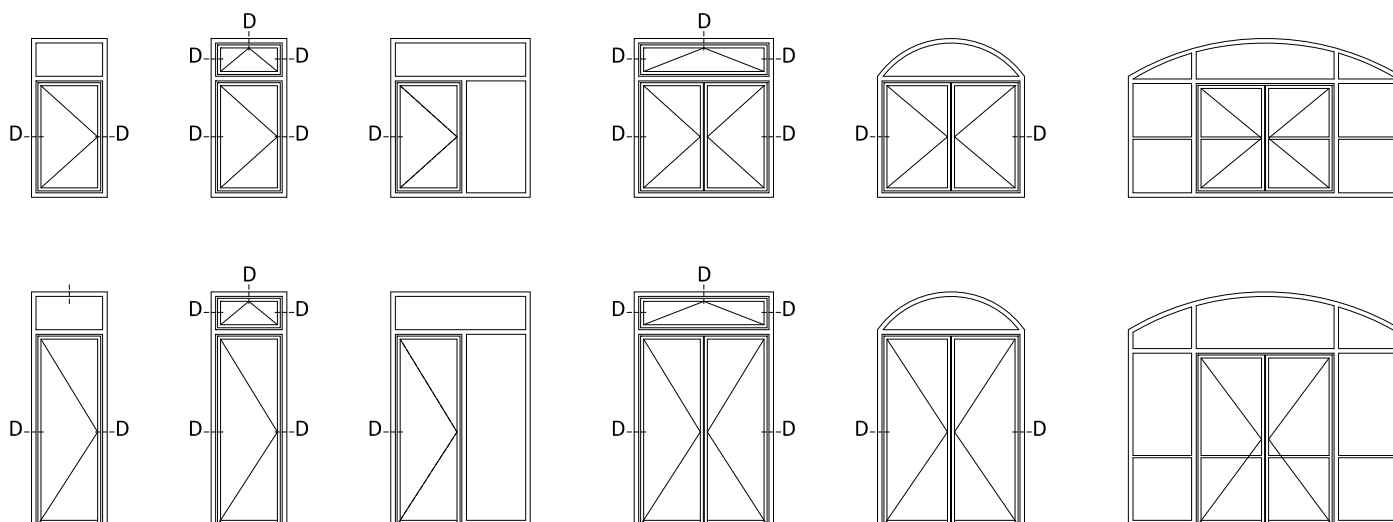
Structural silicone for glass

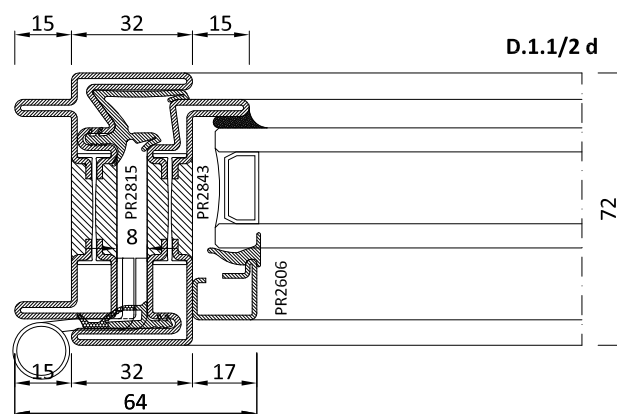
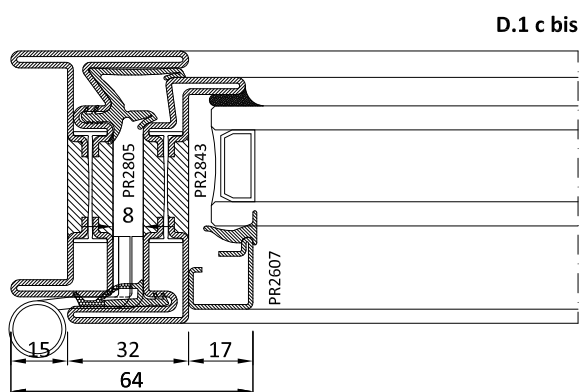
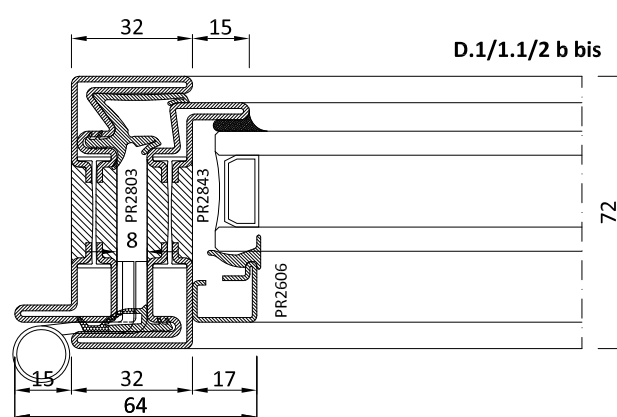
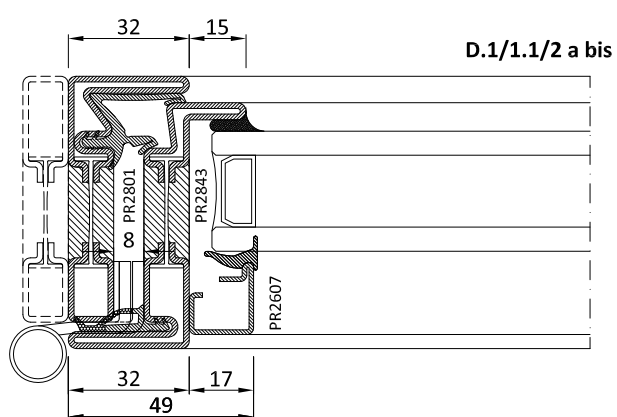
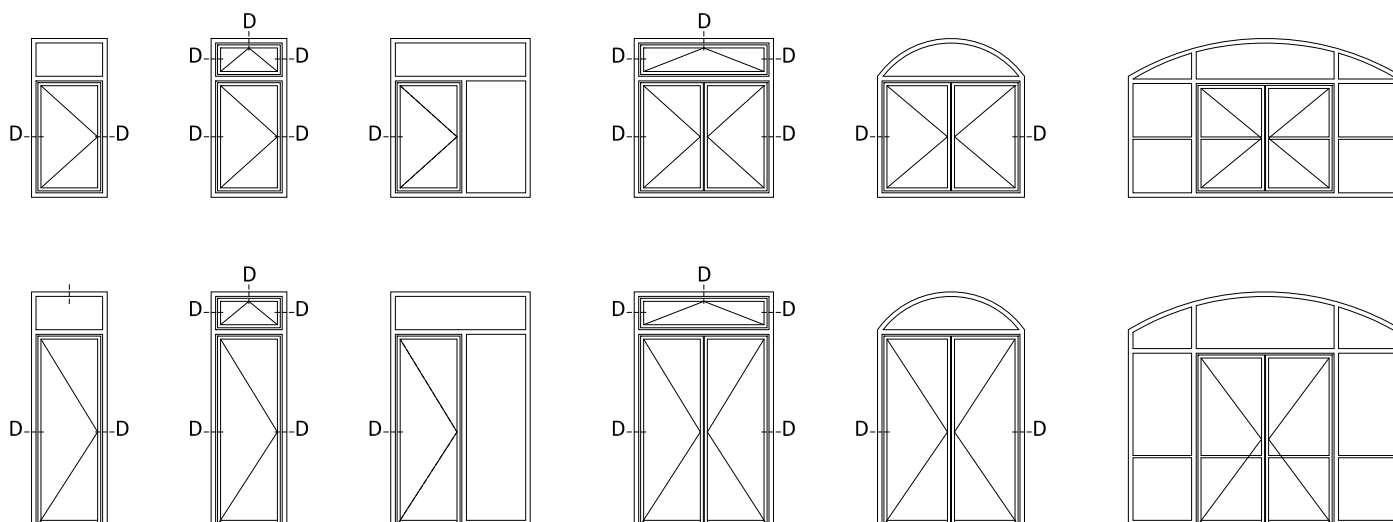


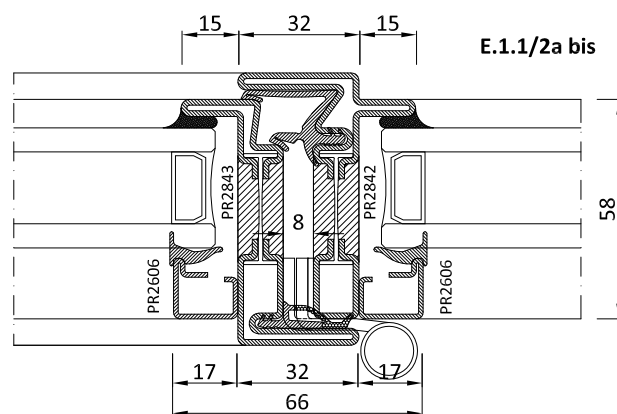
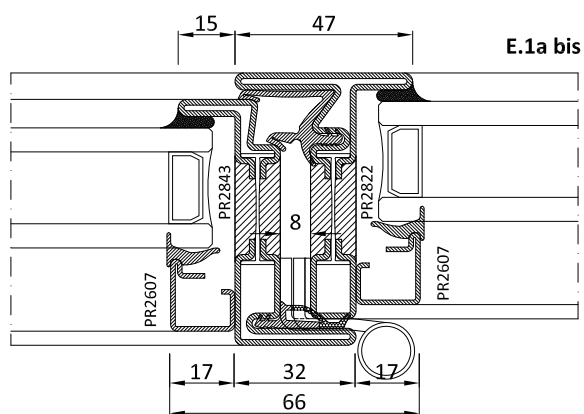
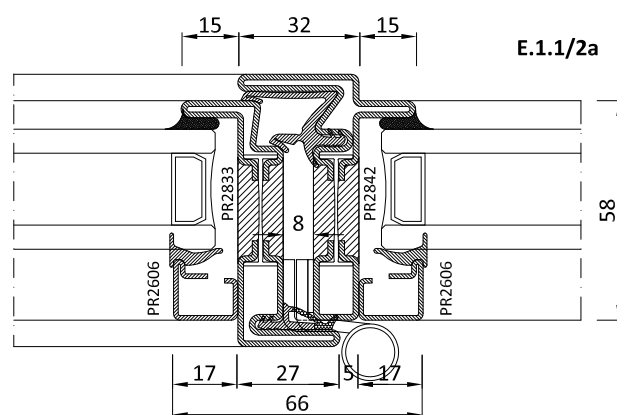
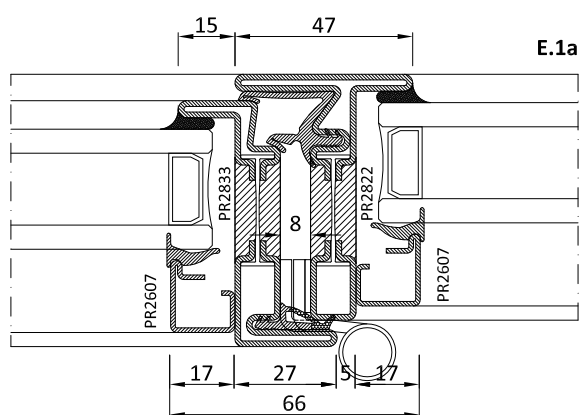
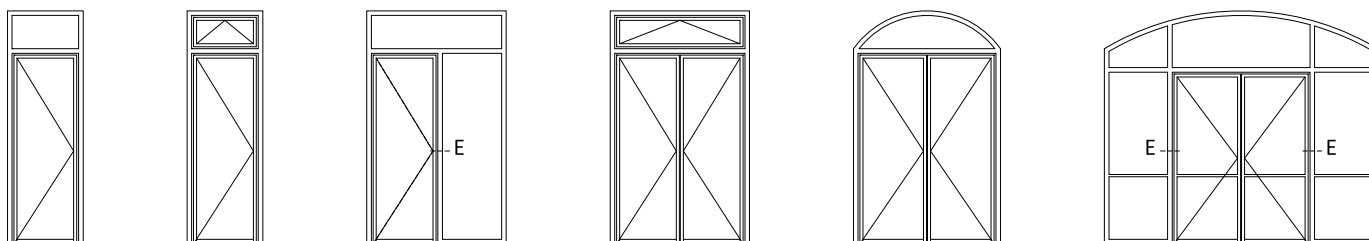
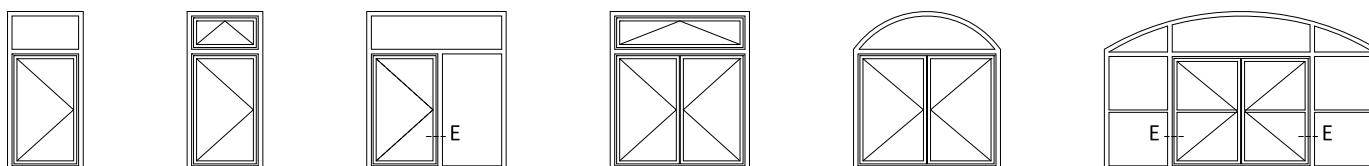


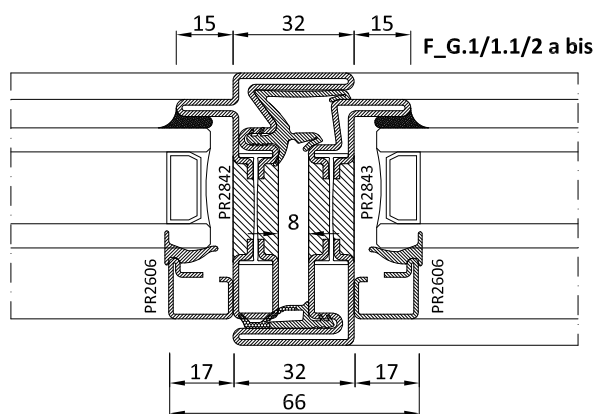
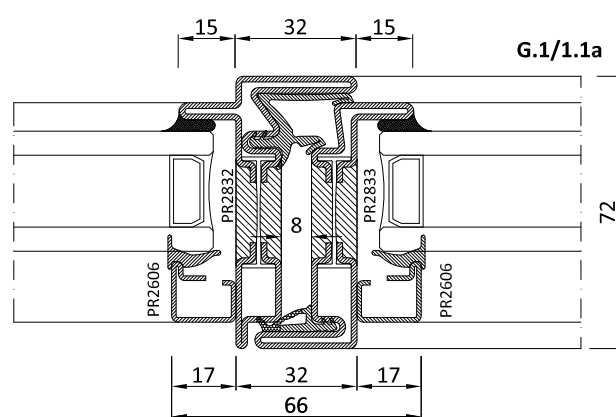
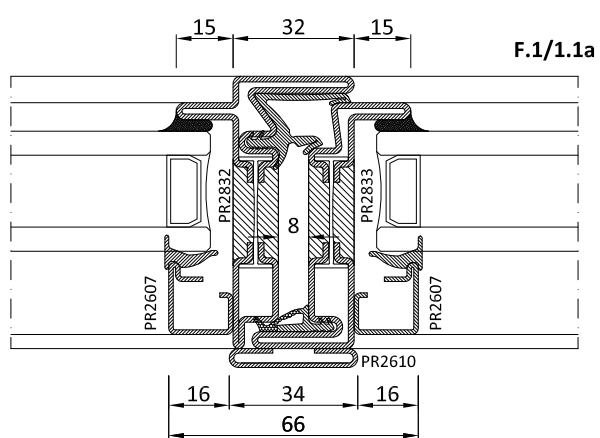
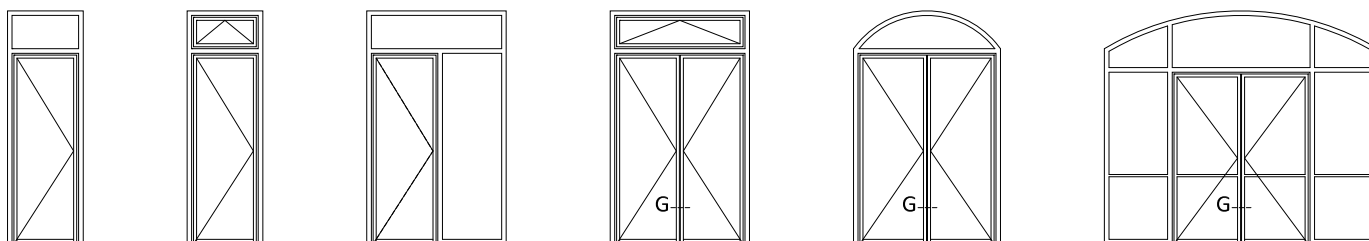
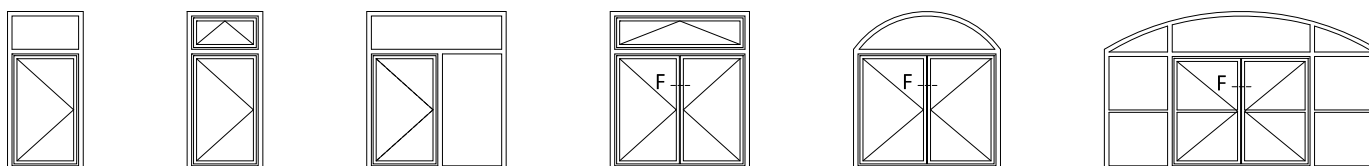


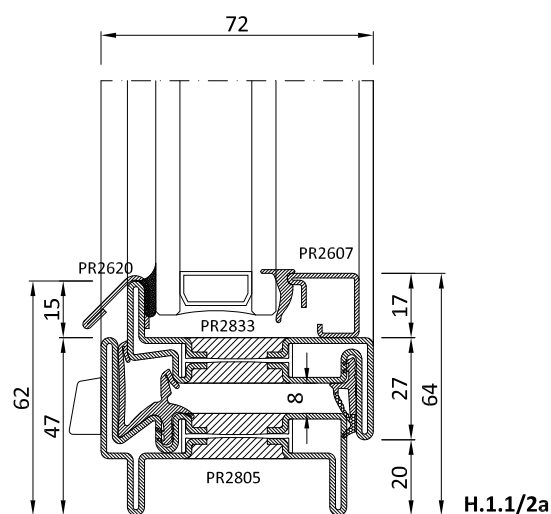
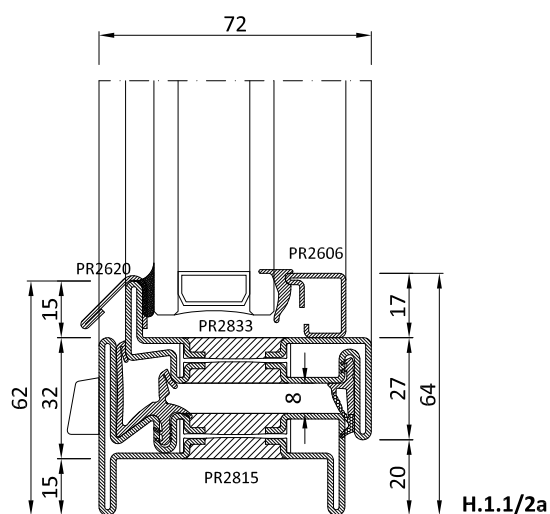
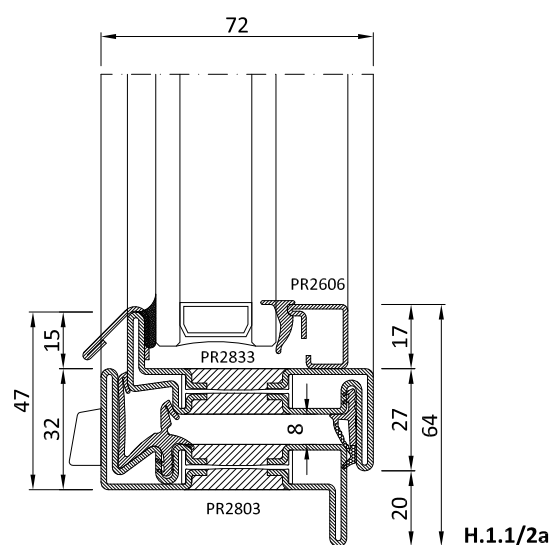
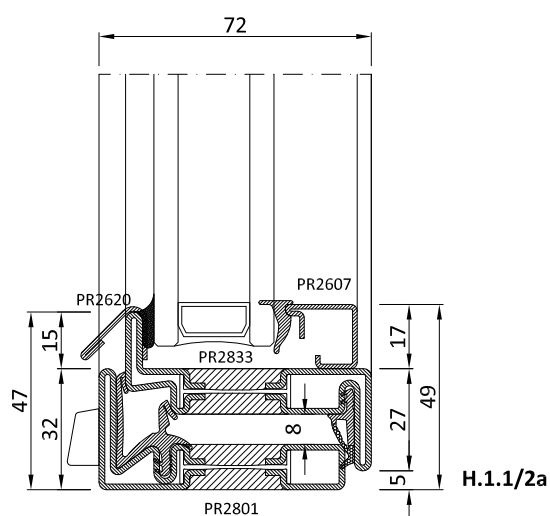

* Attenzione non utilizzabile con profilo PR2842
* Unable to use with PR2842 profile

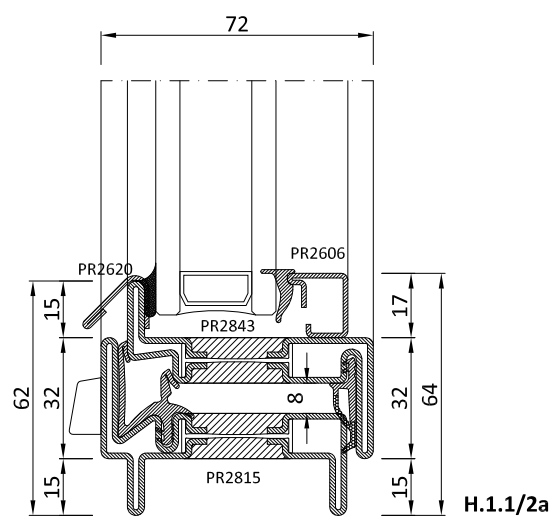
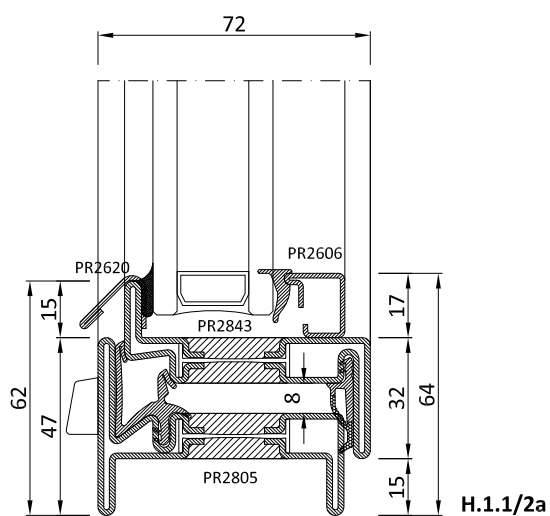
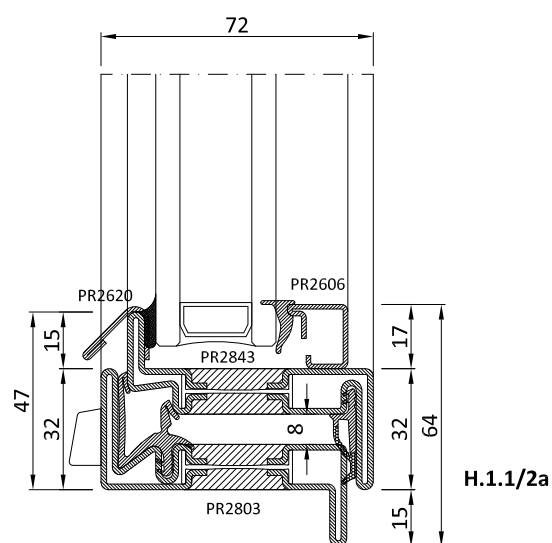
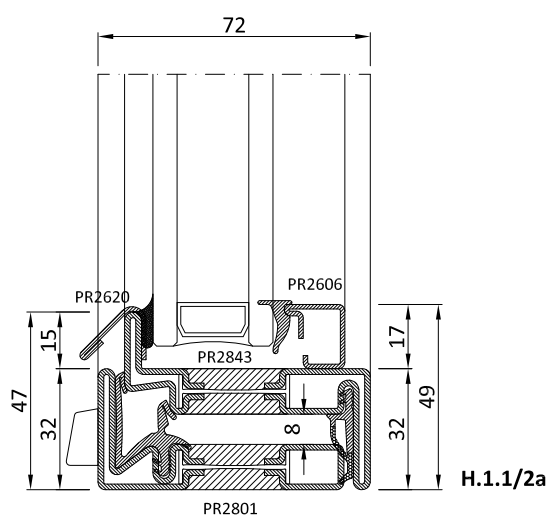



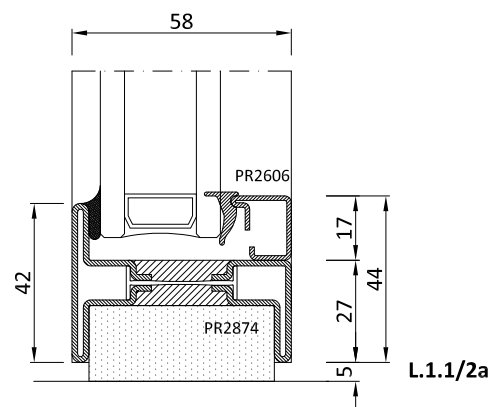
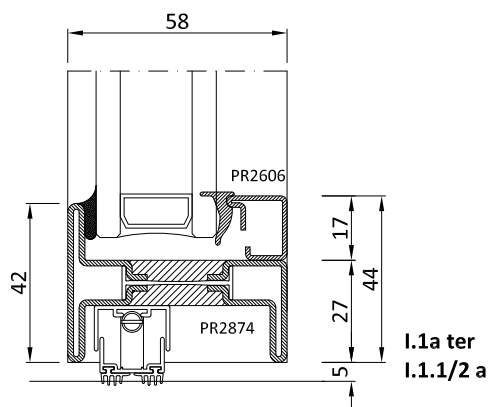
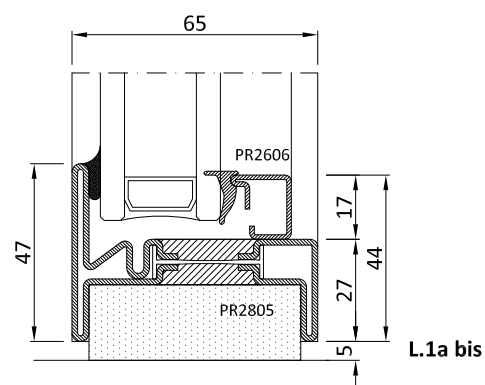
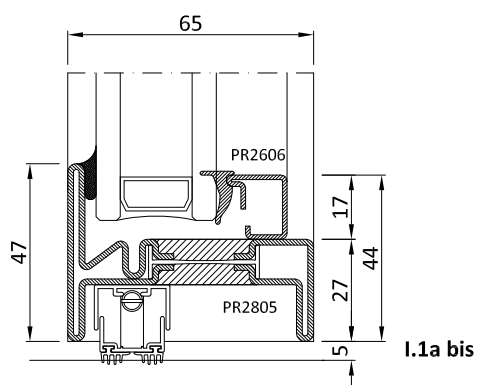
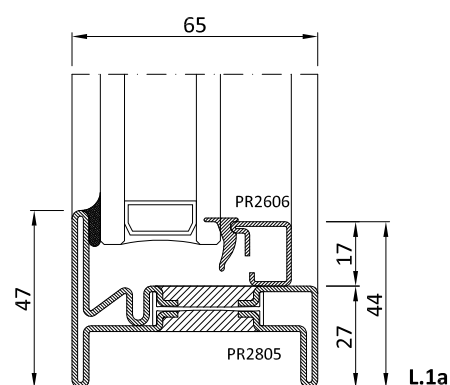
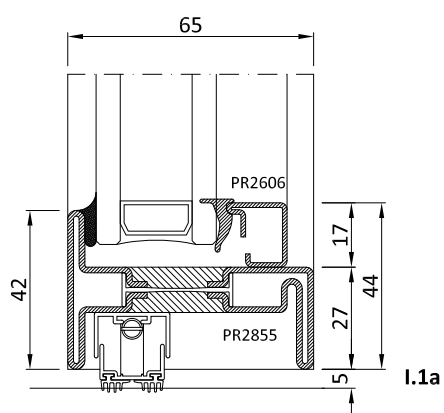
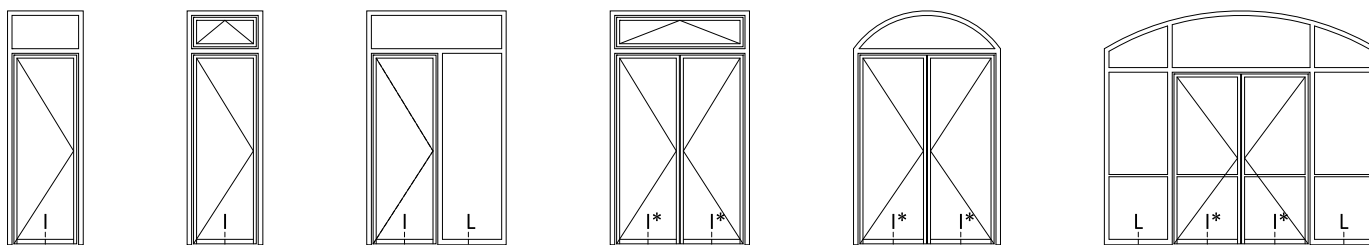
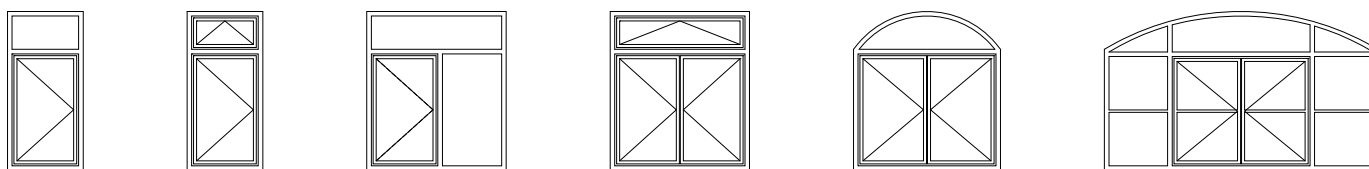






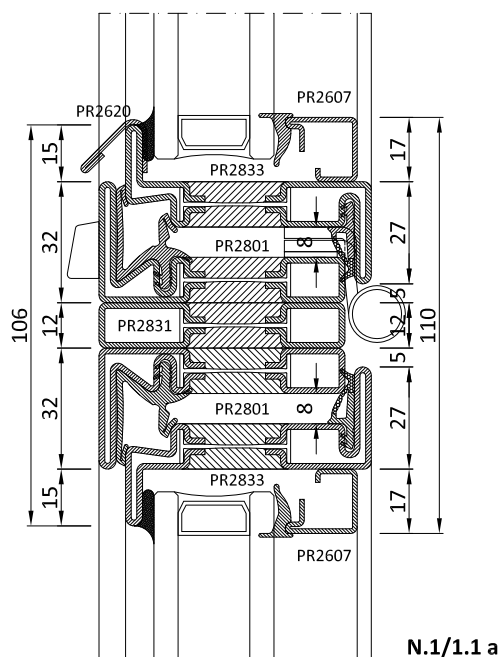
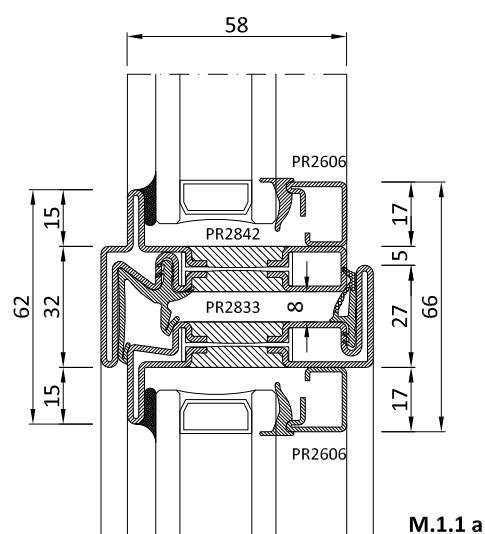
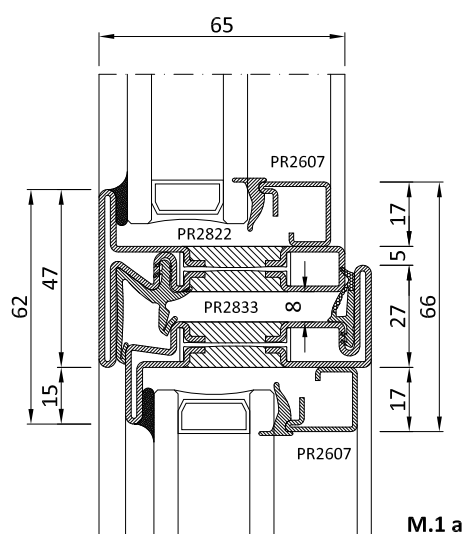
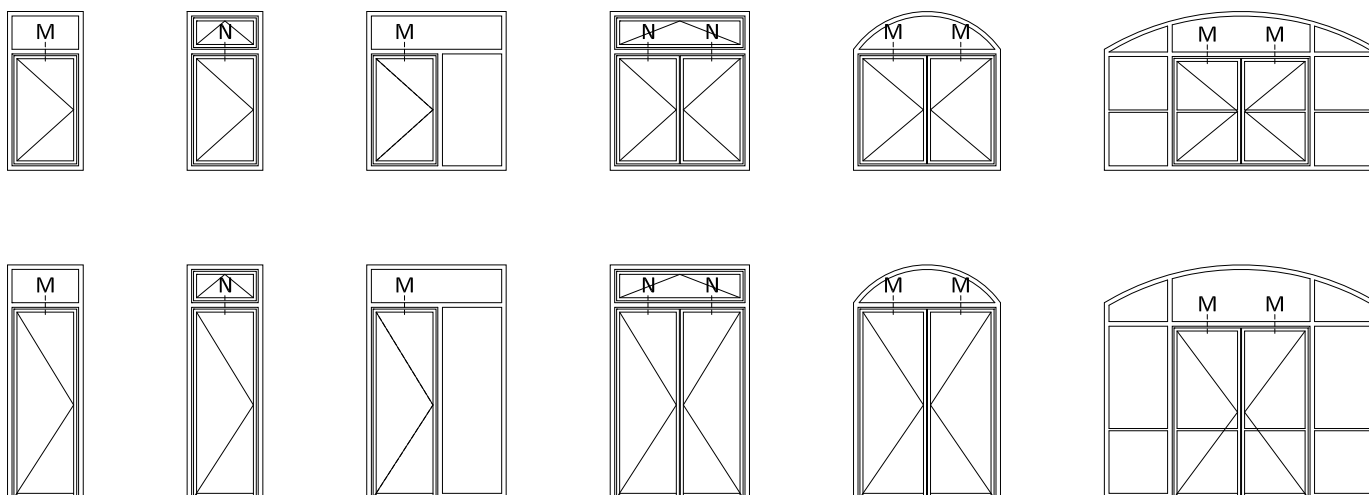


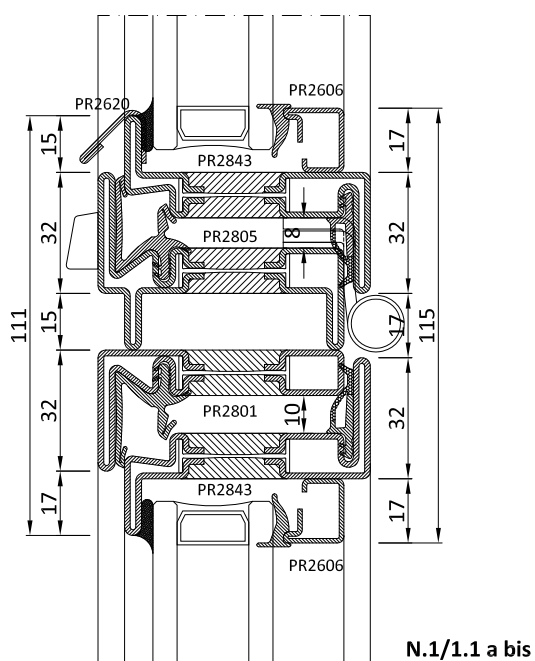
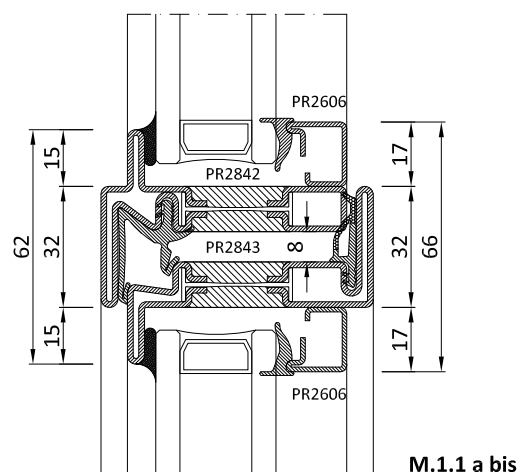
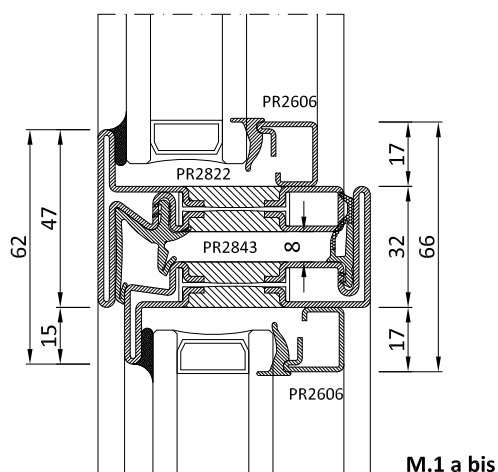
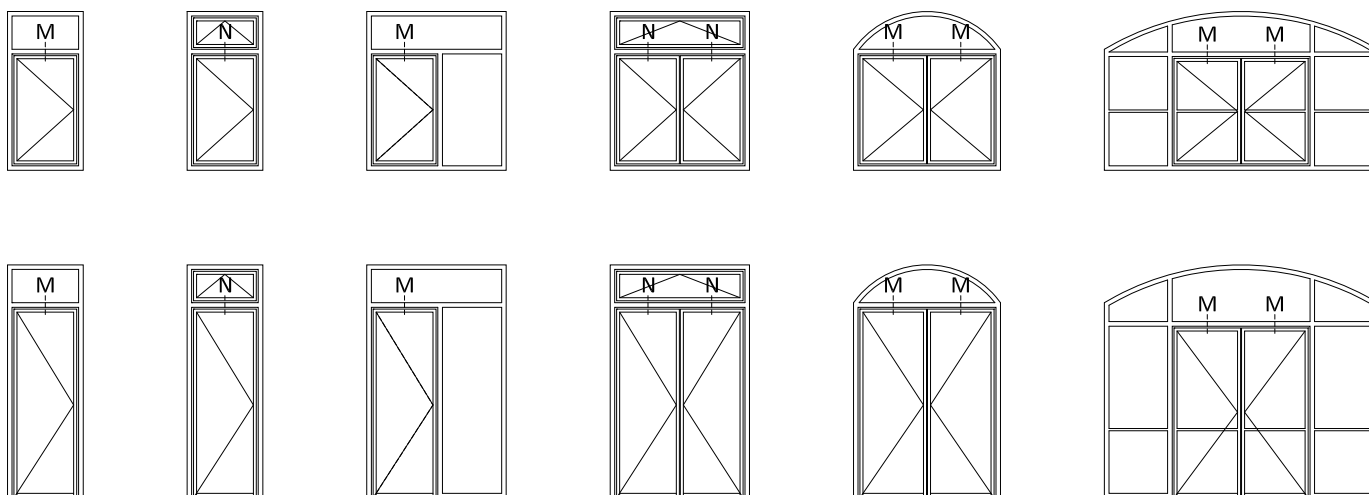


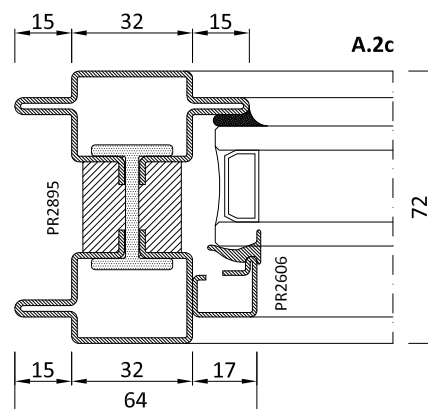
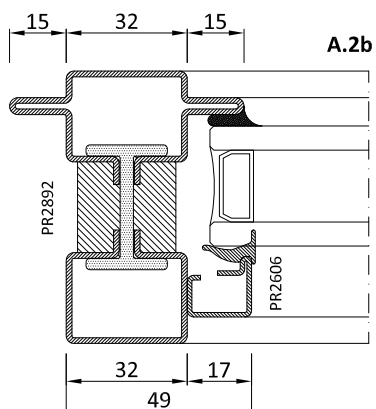
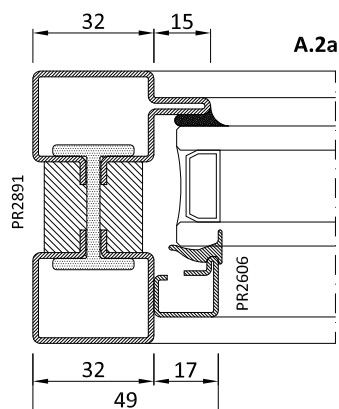
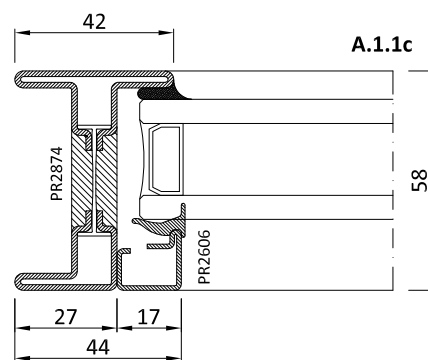
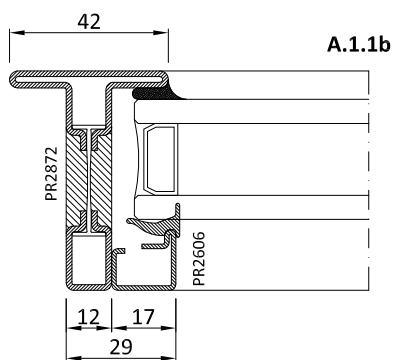
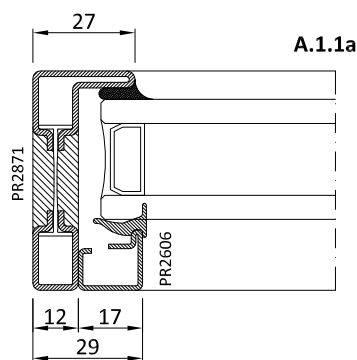
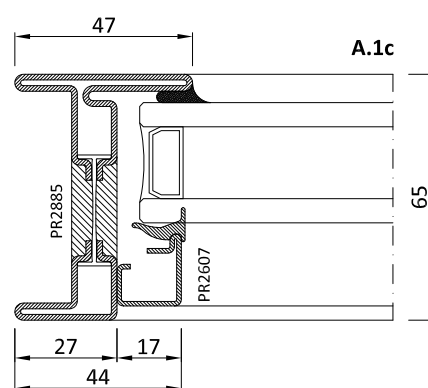
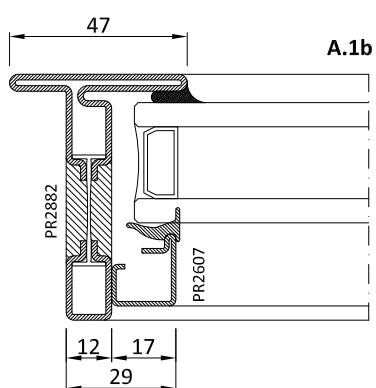
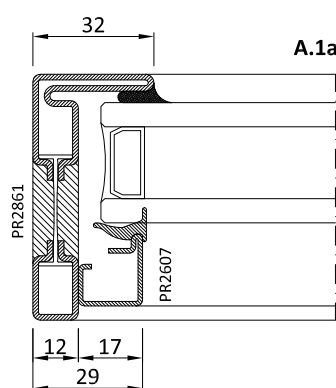
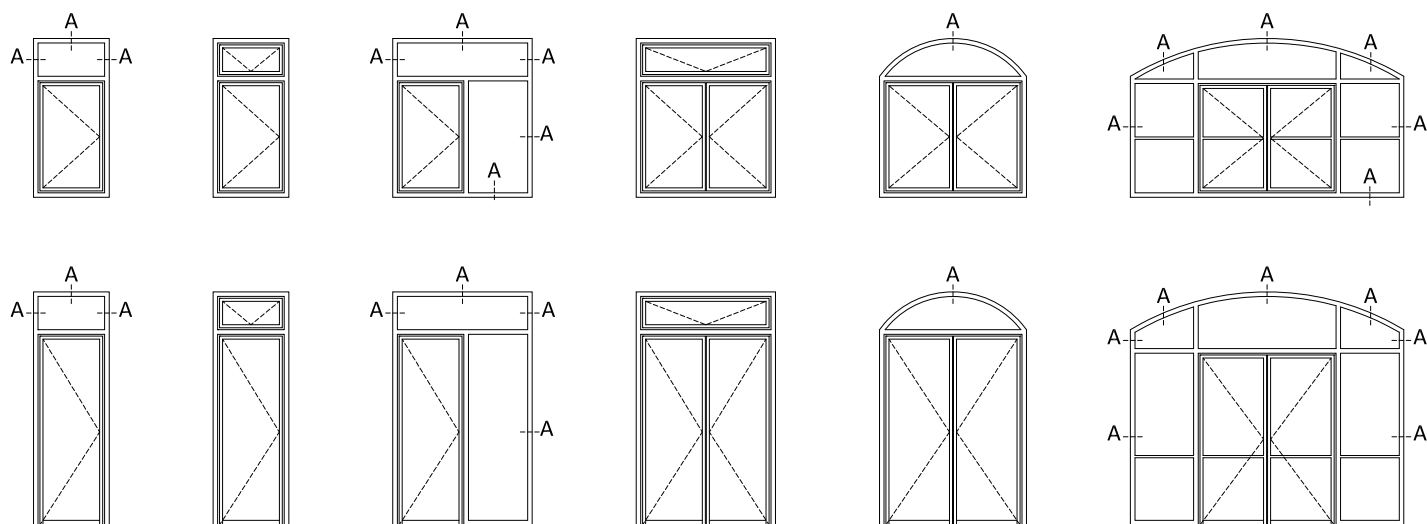


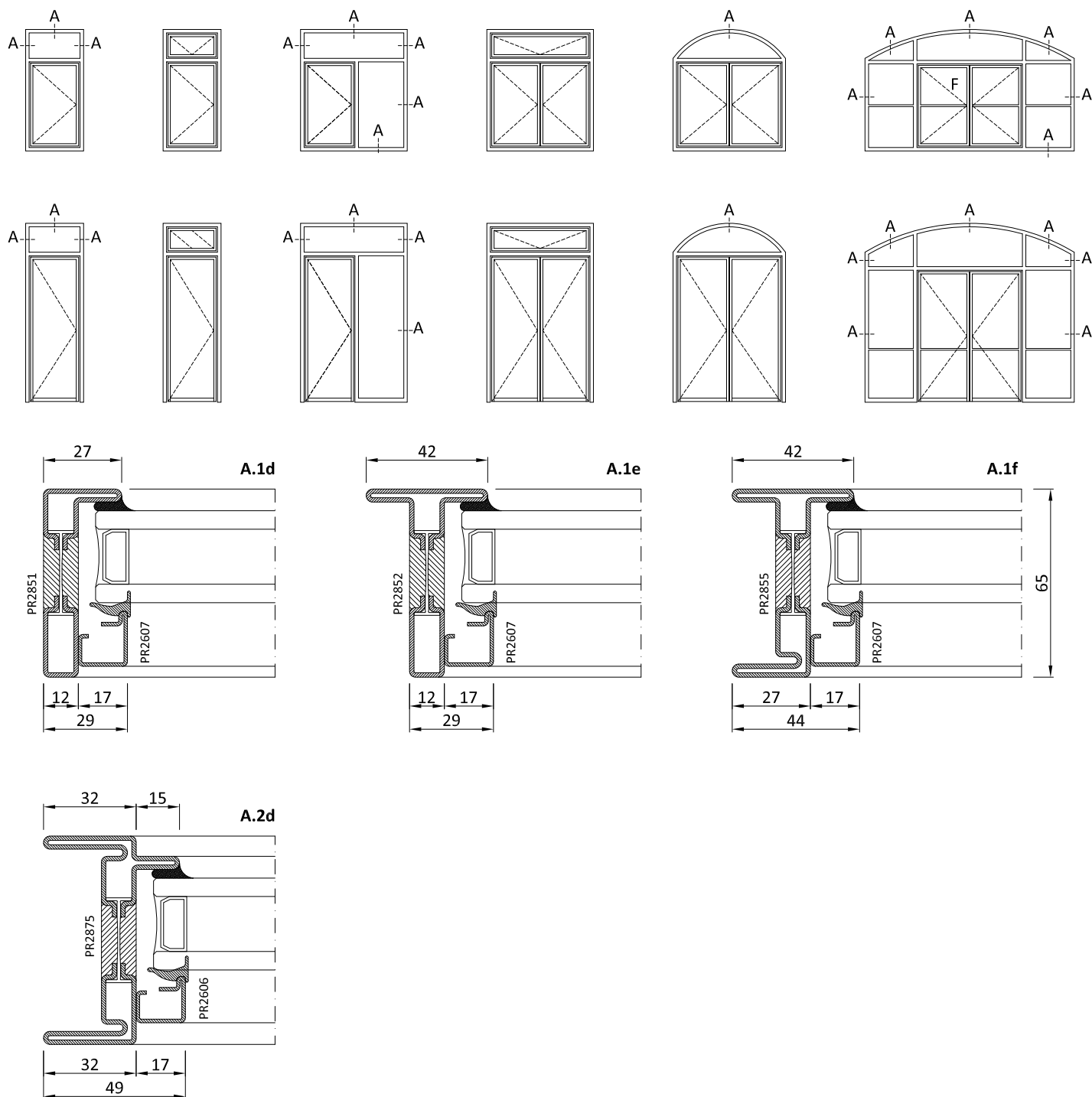
* Porta a due ante con profili P.2843/42 standard profilo zoccolo P.2874

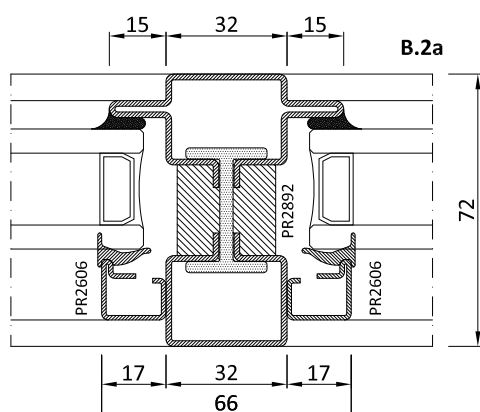
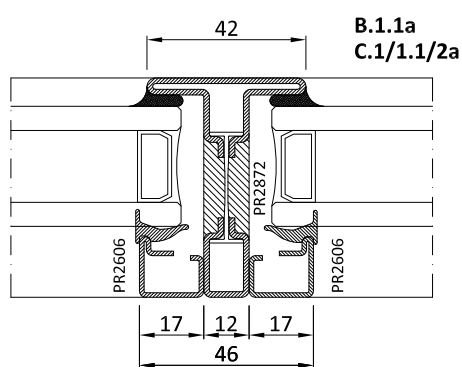
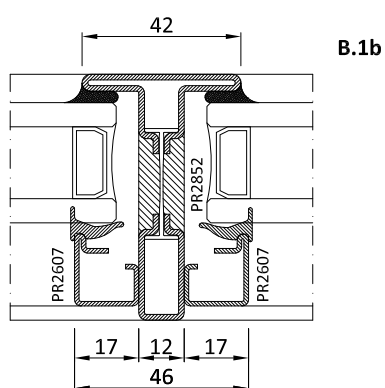
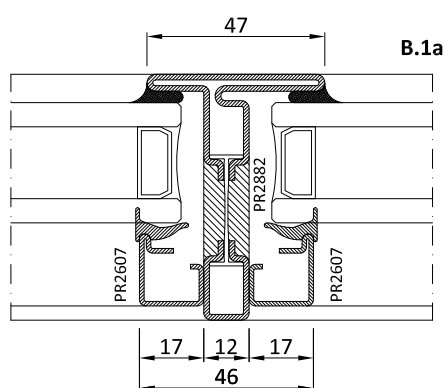
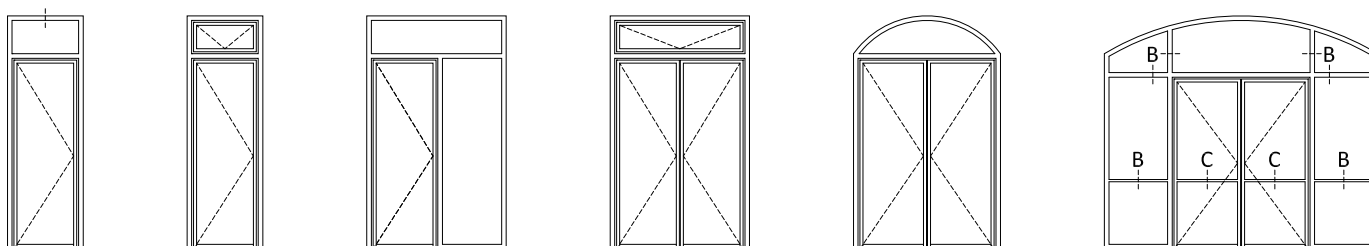
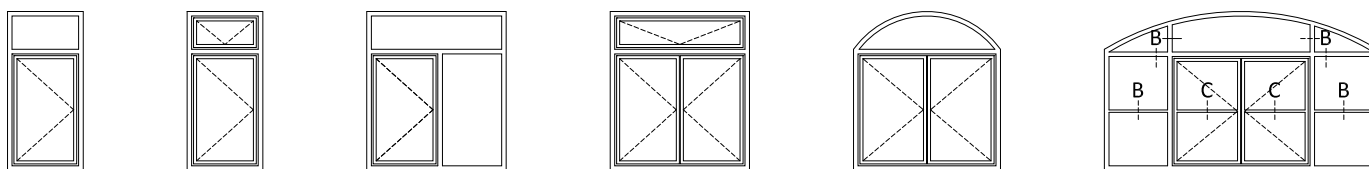
* Double leaf door with profiles P.2843/42 standard socle profile P.2874

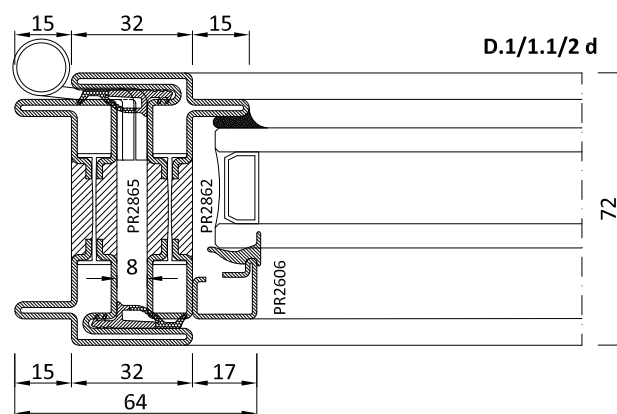
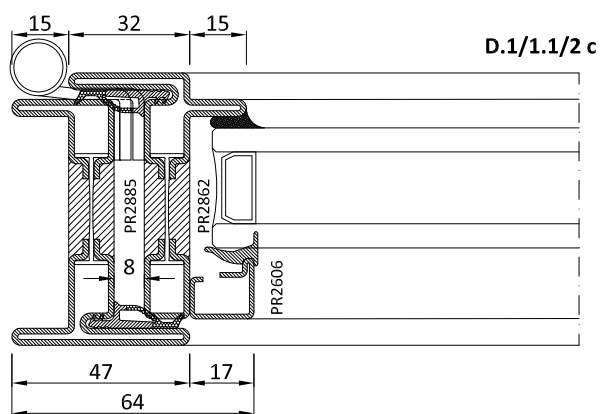
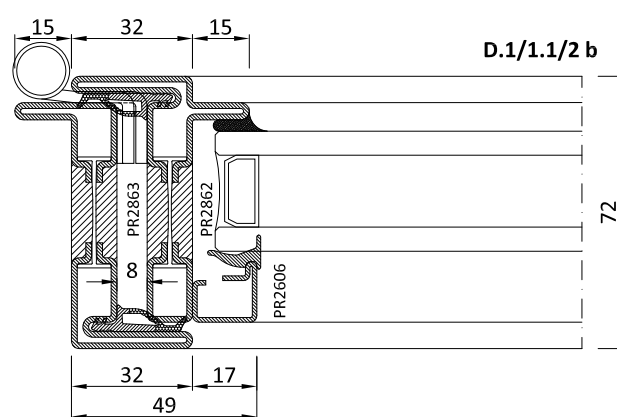
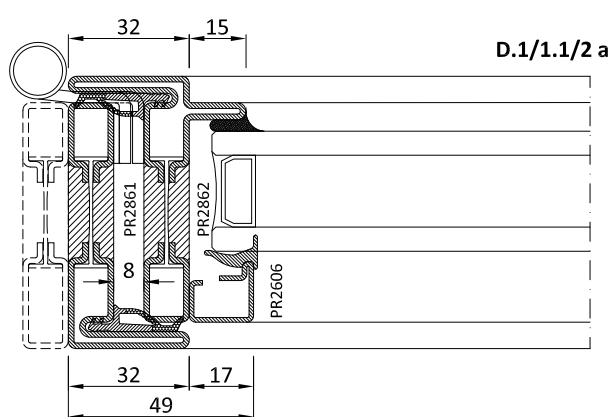
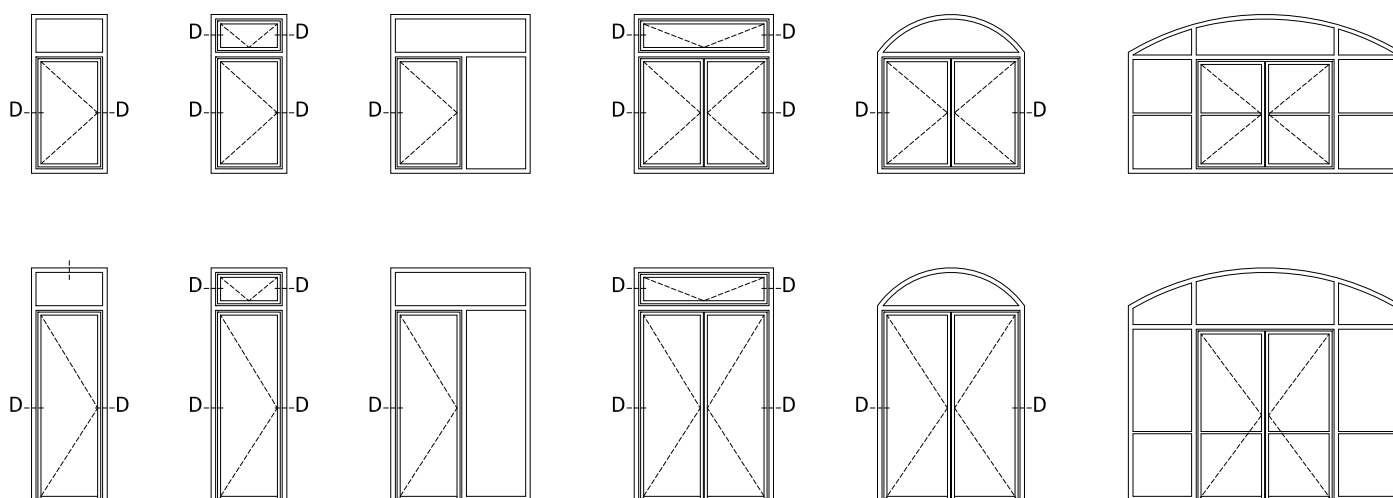


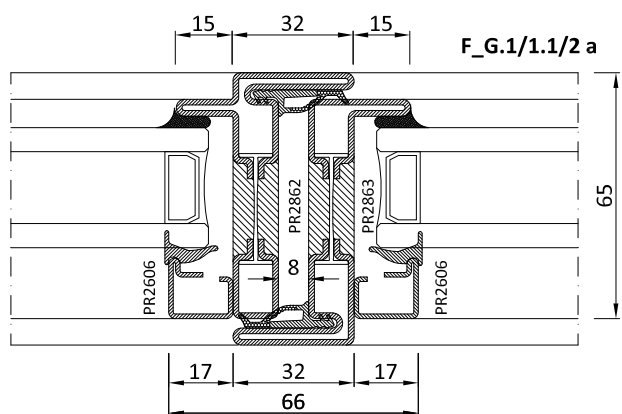
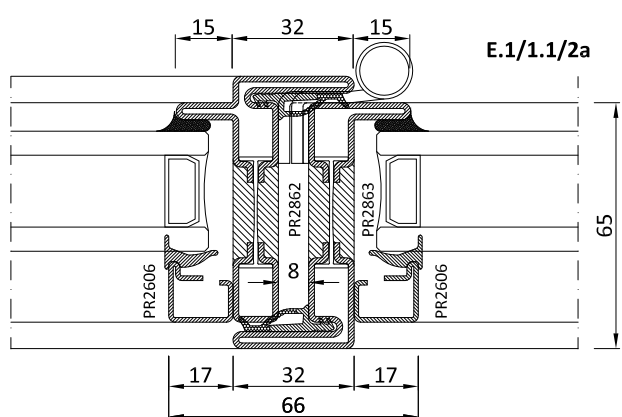
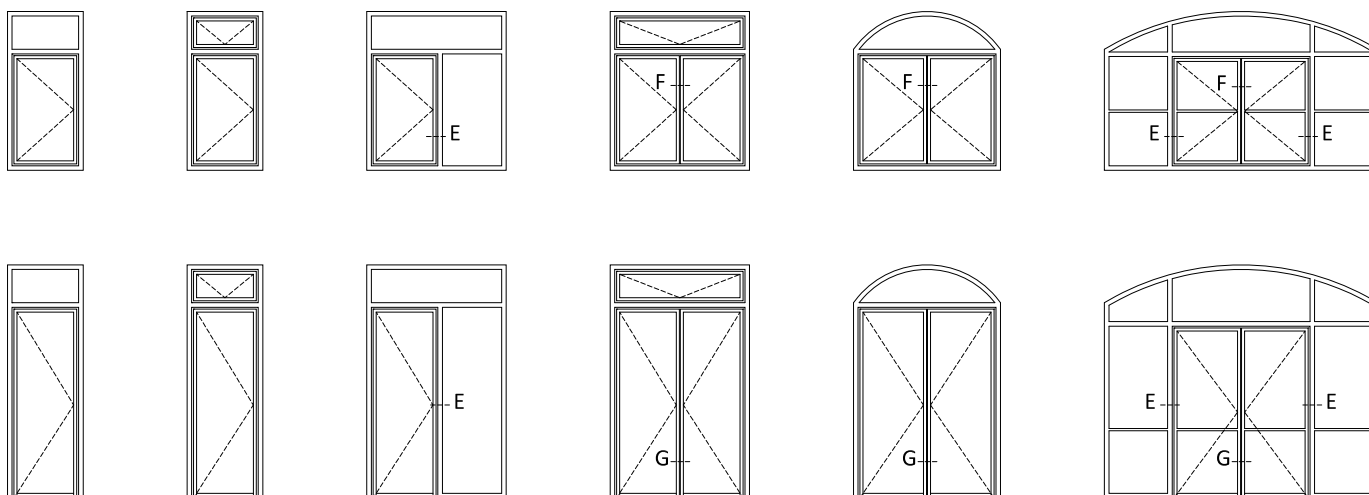


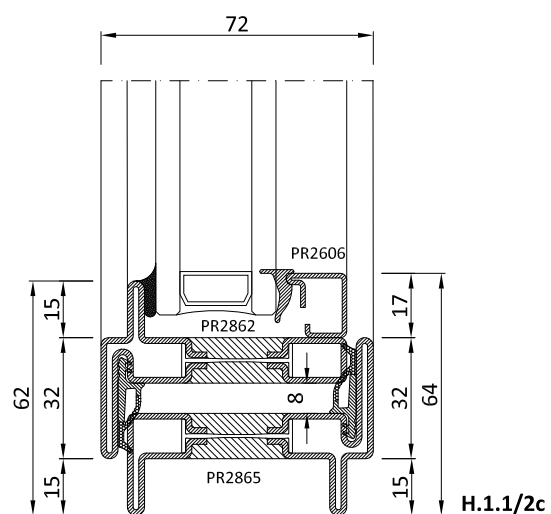
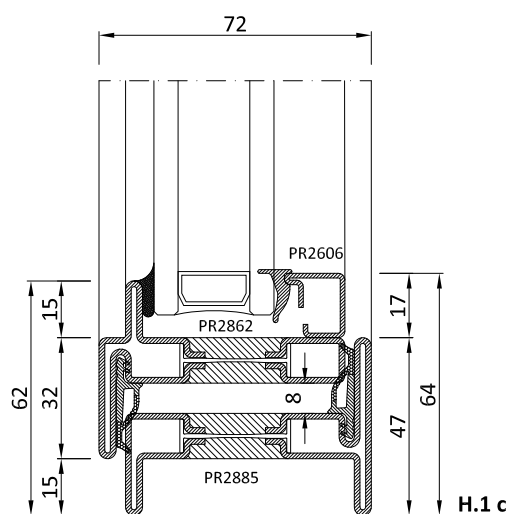
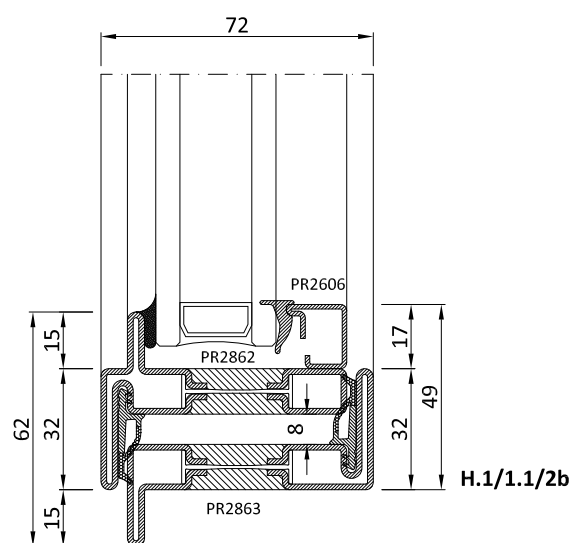
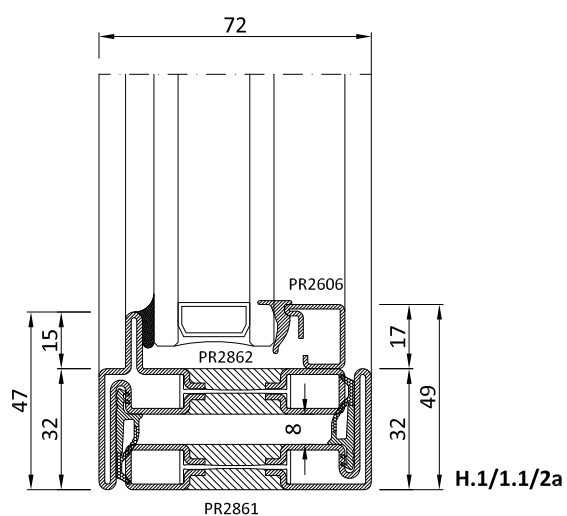



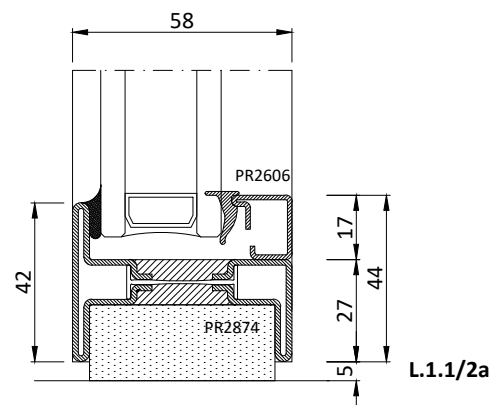
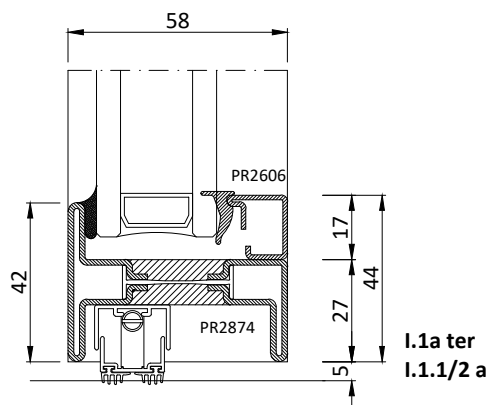
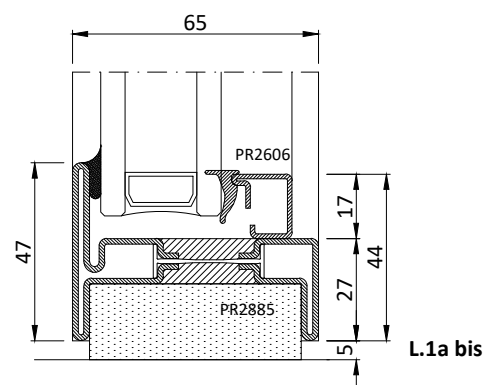
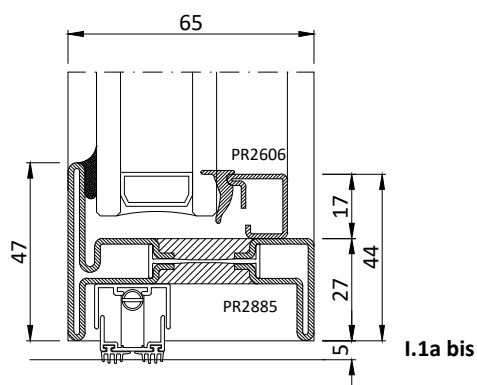
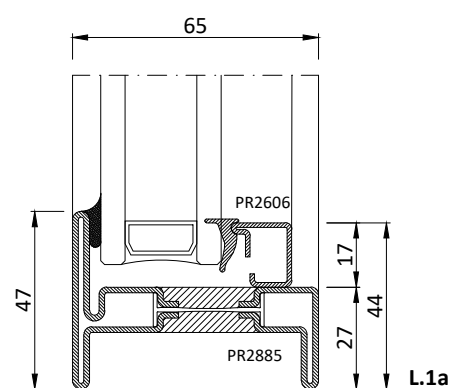
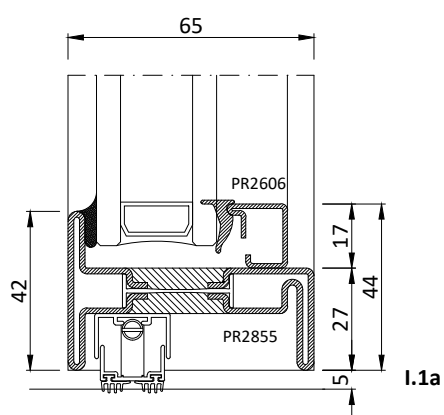
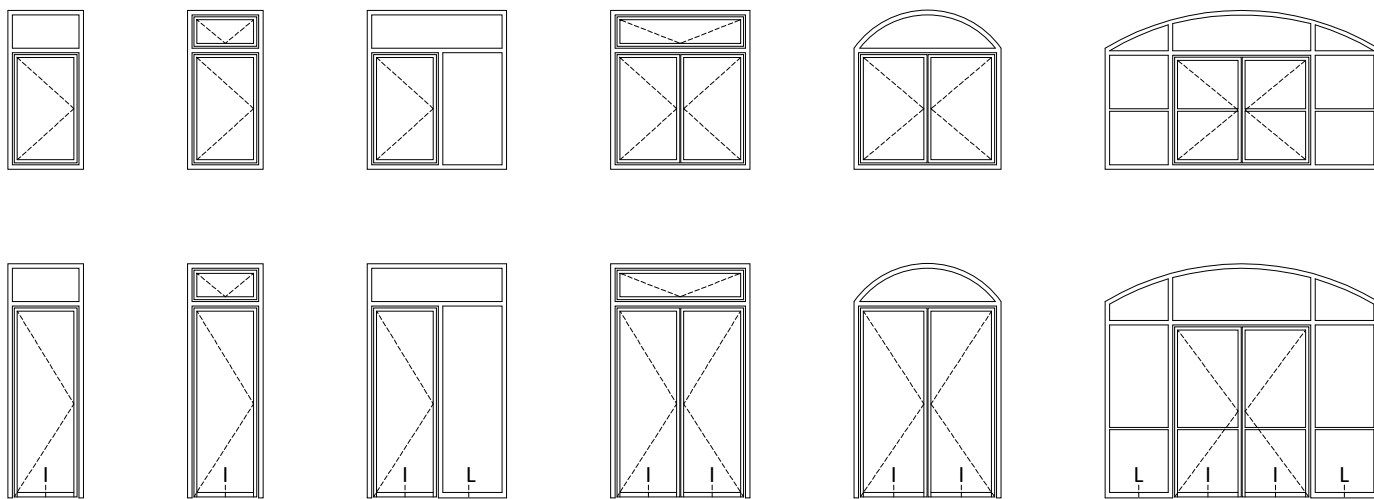




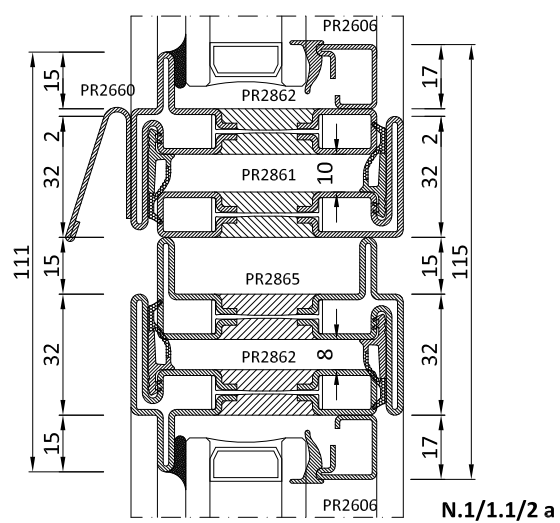
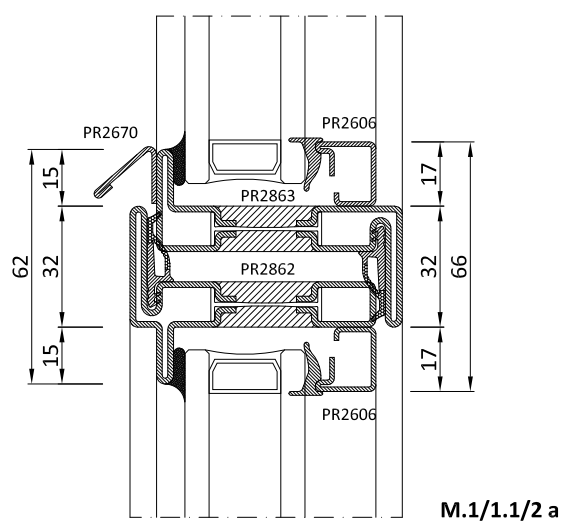
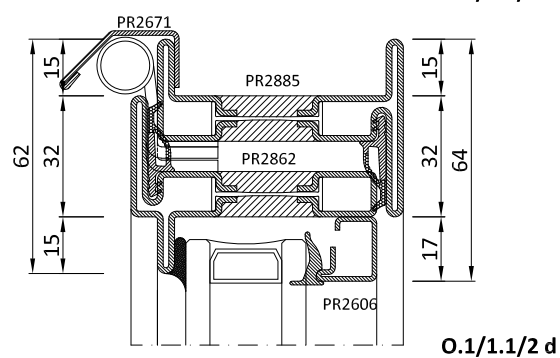
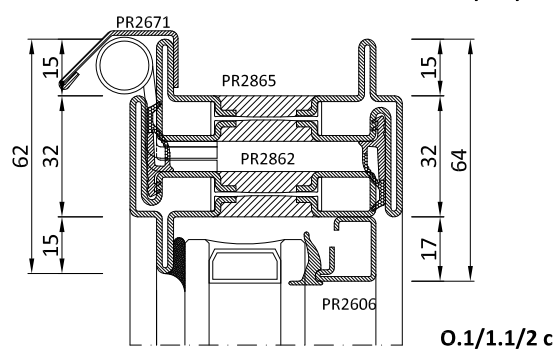
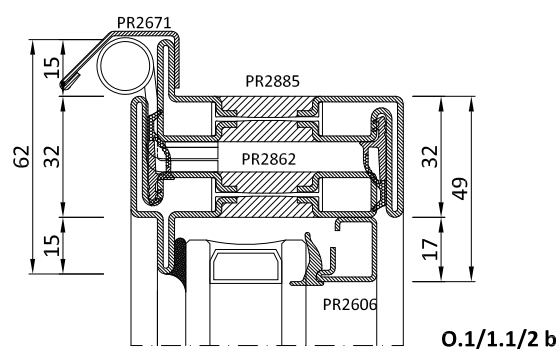
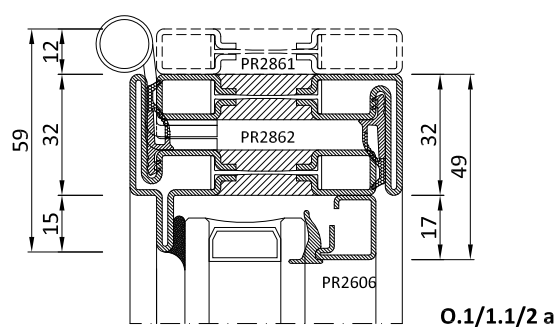
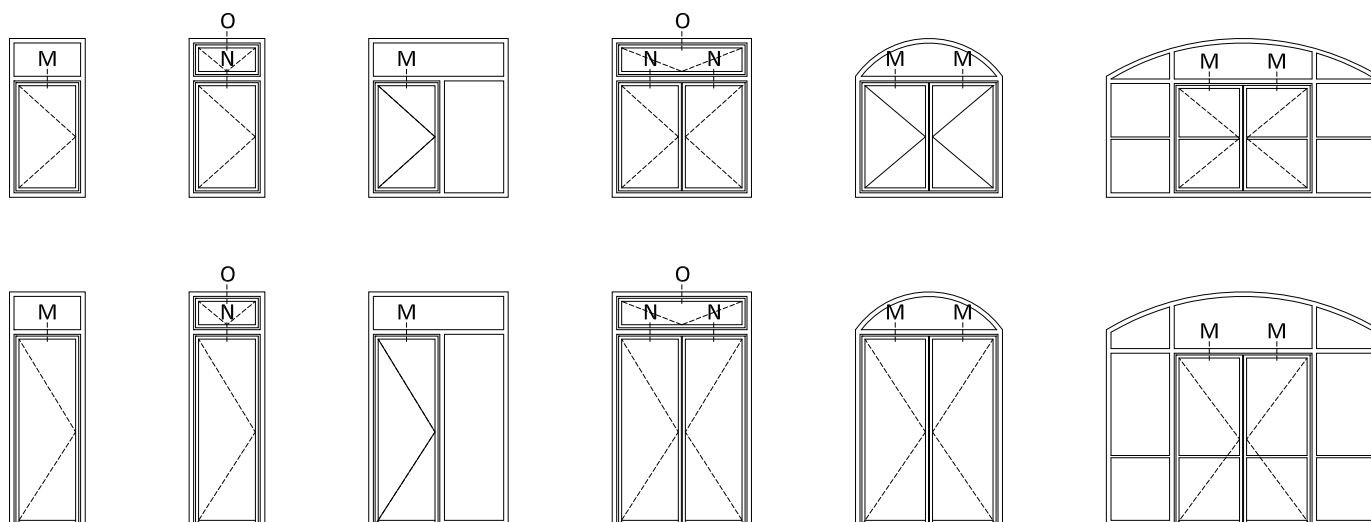


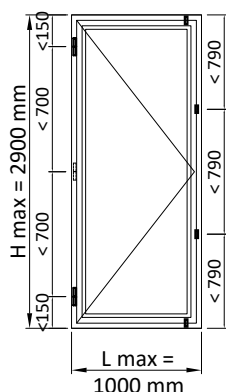






Porta a due ante con profili P.2862/63 standard profilo zoccolo P.2874
Double leaf door with profiles P.2862/63 standard socle profile P.2874

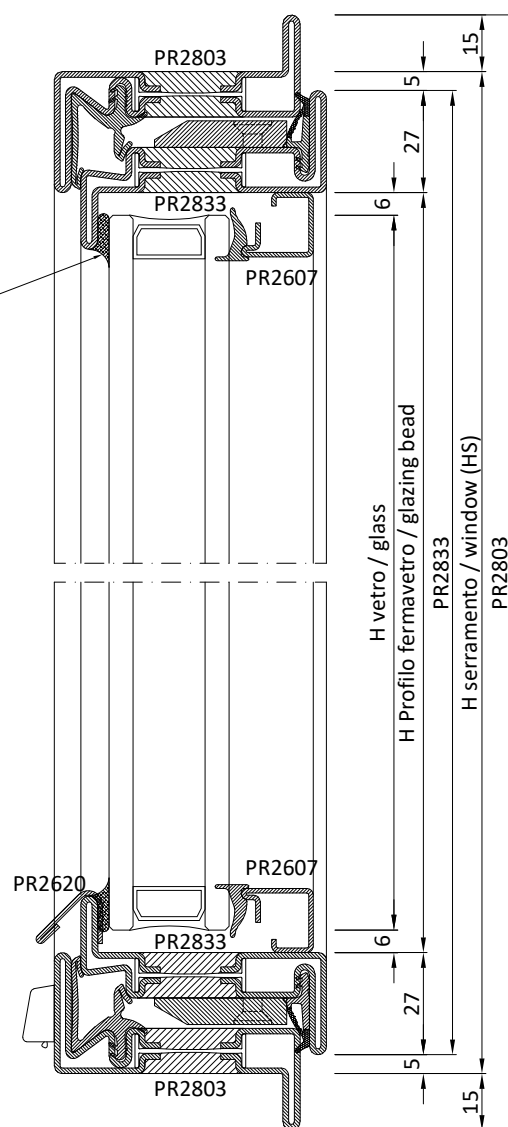




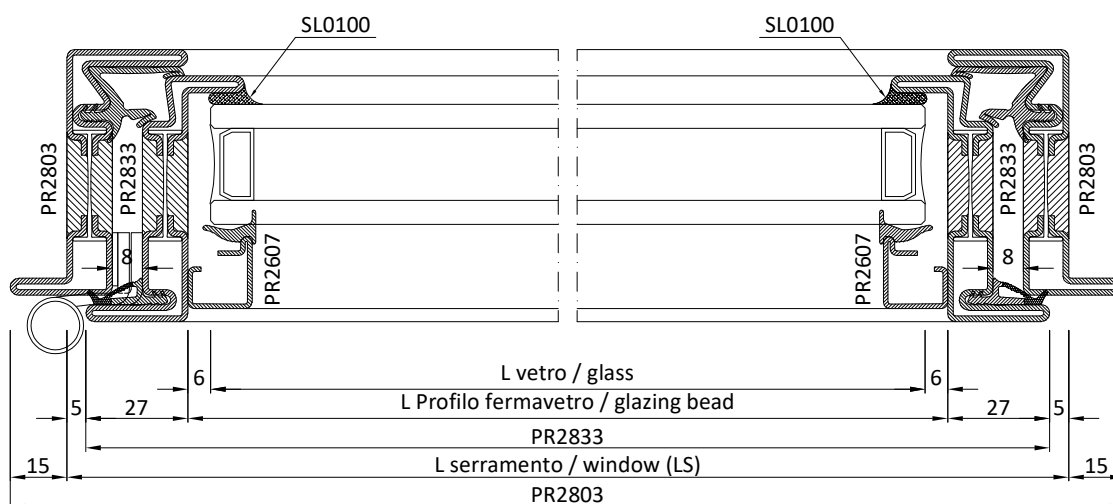
Cod.	PROFILI	PROFILES	n°	Dim.	Taglio	Cutting
	Telaio	Frame				
PR2803	Profilo a "Z" telaio	"Z" profile frame	2	LS+30	45°	45°
PR2803	Profilo a "Z" telaio	"Z" profile frame	2	HS+30	45°	45°
	Anta	Leaf				
PR2833	Profilo a "Z" anta	"Z" profile leaf	2	LS-10	45°	45°
PR2833	Profilo a "Z" anta	"Z" profile leaf	2	HS-10	45°	45°
PR2620	Profilo battiacqua	Water drip profile	1	LS-69	90°	90°
	Fermavetri	Glazing beads				
PR2607	Profilo fermavetro	Glazing bead profile	2	LS-64	45°	45°
PR2607	Profilo fermavetro	Glazing bead profile	2	HS-64	45°	45°
	Vetri	Glass unit				
-	Vetrocamera	Insulated glass	1	LS-76 x HS-76		

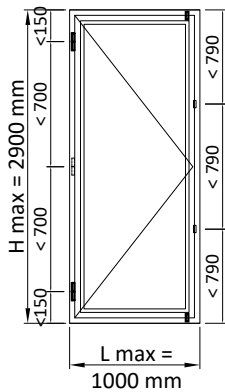
Cod.	ACCESSORI	HARDWARE	n°
AC2608	Clips fissaggio fermavetri	Clips to secure glazing beads	Var.
AC2617NG	Guarnizione d'angolo	Vulcanised corner gasket	4
AC2618.xx	Scarico acqua	Water drip	Var.
AC2623W.D/S	Kit cremonese	Cremone bolt set	1
AC2626RW	Kit per terza chiusura	Three-point lock system kit	Var.
AC2681W.IB	Rostro di sicurezza in acciaio inox	Stainless steel security pin	Var.
AC2682W	Accessorio anti sollevamento	Anti-lift accessory	2
AC2628.xx	Cerniere	Hinges	Var.
ACV88_W.xx	Maniglia "Vitruvio"	"Vitruvio" handle	1
AC2803I*	Kit squadrette per PR2803	Corner brackets kit for PR2803	4
AC2833I*	Kit squadrette per PR2833	Corner brackets kit for PR2833	4

Cod.	GUARNIZIONI	GASKETS	n°	Dim.
GE2600TT	Guarnizione esterna di battuta	Rebating gasket	1	2xLS+2xHS
GE2603	Guarnizione giunto aperto	Weather strip for open joint	1	2xLS+2xHS
GP0095	Guarnizione interna vetro	Internal weather strip	1	2xLS+2xHS



* solo con profili ottone
only with brass profiles



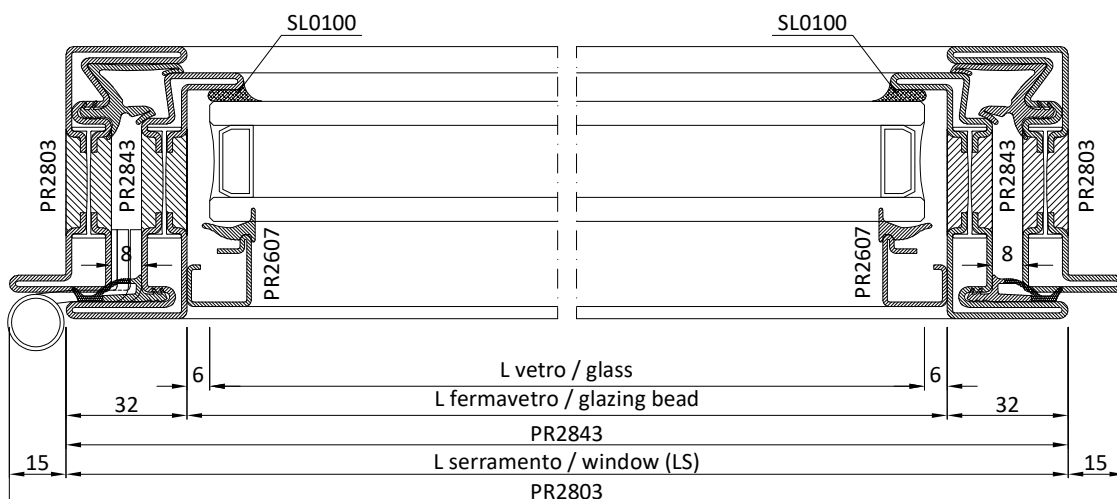
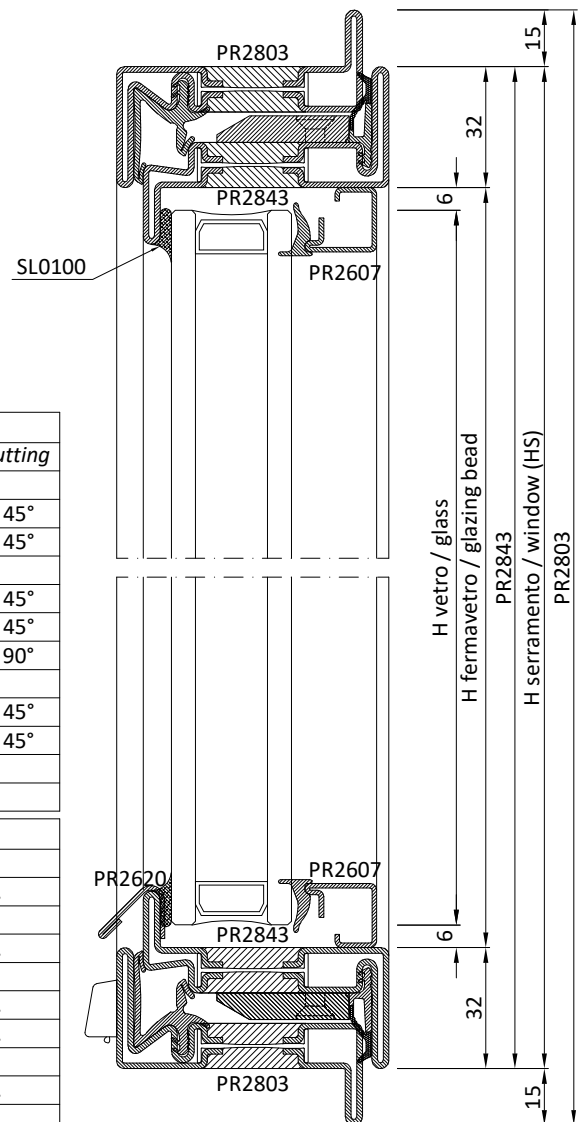


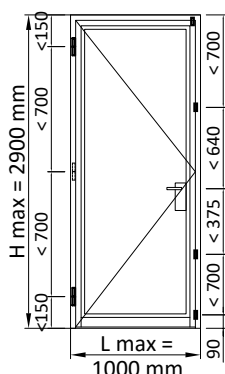
Cod.	PROFILI	PROFILES	n°	Dim.	Taglio	Cutting
	Telaio	Frame				
PR2803	Profilo a "Z" telaio	"Z" profile frame	2	LS+30	45°	45°
PR2803	Profilo a "Z" telaio	"Z" profile frame	2	HS+30	45°	45°
	Anta	Leaf				
PR2843	Profilo a "Z" anta	"Z" profile leaf	2	LS	45°	45°
PR2843	Profilo a "Z" anta	"Z" profile leaf	2	HS	45°	45°
PR2620	Profilo battiacqua	Water drip profile	1	LS-69	90°	90°
	Fermavetri	Glazing beads				
PR2607	Profilo fermavetro	Glazing bead profile	2	LS-64	45°	45°
PR2607	Profilo fermavetro	Glazing bead profile	2	HS-64	45°	45°
	Vetri	Glass unit				
-	Vetrocamera	Insulated glass	1	LS-76 x HS-76		

Cod.	ACCESSORI	HARDWARE	n°
AC2608	Clips fissaggio fermavetri	Clips to secure glazing beads	Var.
AC2617NG	Guarnizione d'angolo	Vulcanised corner gasket	4
AC2618.xx	Scarico acqua	Water drip	Var.
AC2625W.D/S	Kit cremonese	Cremone bolt set	1
AC2626RW	Kit per terza chiusura	Three-point lock system kit	Var.
AC2681W.IB	Rostro di sicurezza in acciaio inox	Stainless steel security pin	Var.
AC2682W	Accessorio anti sollevamento	Anti-lift accessory	2
AC2648.xx	Cerniere	Hinges	Var.
ACV87_W.xx	Maniglia "Vitruvio"	"Vitruvio" handle	1
AC2803I*	Kit squadrette per PR2803	Corner brackets kit for PR2803	4
AC2843I*	Kit squadrette per PR2843	Corner brackets kit for PR2843	4

Cod.	GUARNIZIONI	GASKETS	n°	Dim.
GE2645TT	Guarnizione esterna di battuta	Rebating gasket	1	2xLS+2xHS
GE2603	Guarnizione giunto aperto	Weather strip for open joint	1	2xLS+2xHS
GP0095	Guarnizione interna vetro	Internal weather strip	1	2xLS+2xHS

* solo con profili ottone
only with brass profiles

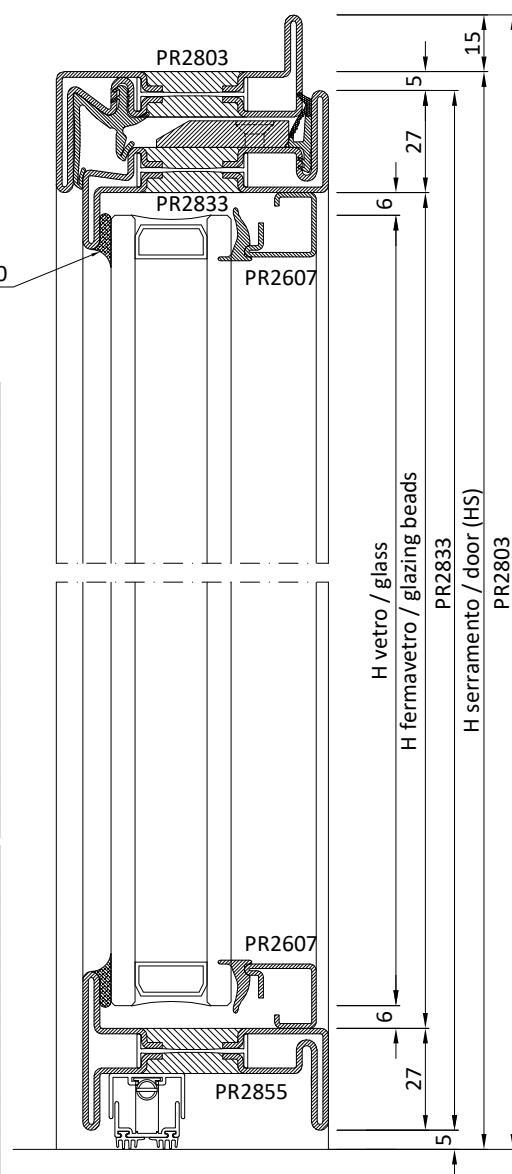




Cod.	PROFILI	PROFILES	n°	Dim.	Taglio	Cutting
	Descrizione	Description				
	Telaio	Frame				
PR2803	Profilo a "Z" telaio	"Z" profile frame	1	LS+30	45°	45°
PR2803	Profilo a "Z" telaio	"Z" profile frame	1	HS+15	45°	90°
PR2803	Profilo a "Z" telaio	"Z" profile frame	1	HS+15	90°	45°
	Anta	Leaf				
PR2833	Profilo a "Z" anta	"Z" profile leaf	1	LS-10	45°	45°
PR2833	Profilo a "Z" anta	"Z" profile leaf	1	HS-10	45°	90°
PR2833	Profilo a "Z" anta	"Z" profile leaf	1	HS-10	90°	45°
PR2855	Profilo Zoccolo	Socle profile	1	LS-64	90°	90°
	Fermavetri	Glazing beads				
PR2607	Profilo fermavetro	Glazing bead profile	2	LS-64	45°	45°
PR2607	Profilo fermavetro	Glazing bead profile	2	HS-64	45°	45°
	Vetri	Glass unit				
-	Vetrocamera	Insulated glass	1	LS-76 x HS-76		

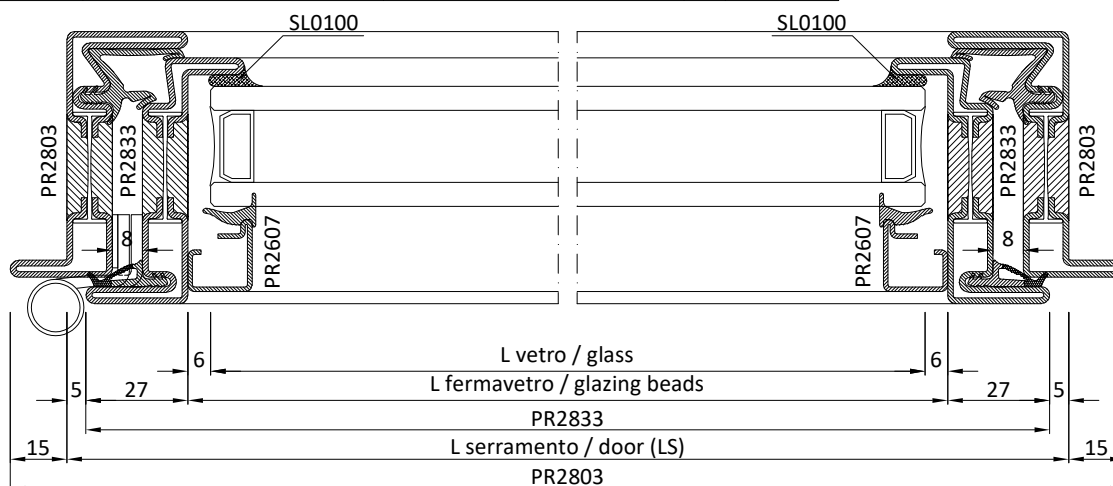
Cod.	ACCESSORI	HARDWARE	n°
	Descrizione	Description	
AC2608	Clips fissaggio fermavetri	Clips to secure glazing beads	Var.
AC2617NG	Guarnizione d'angolo	Vulcanised corner gasket	2
AC2636/.	Guarnizione automatica	Automatic underdoor seal gasket	1
AC2694W.D/S	Serratura**	Lock**	1
AC2695W.D/S	Punto di chiusura aggiuntivo	Additional closing	Var.
AC2696/7	Scatola copri serratura	Lock cover box	1
AC2628.xx	Cerniere	Hinges	Var.
AC2682W	Accessorio anti sollevamento	Anti-lift accessory	1
ACV95..	Maniglia "Vitruvio"	"Vitruvio" handle	1
AC2803I*	Kit squadrette per PR2803	Corner brackets kit for PR2803	2
AC2833I*	Kit squadrette per PR2833	Corner brackets kit for PR2833	2
AC2681W.IB	Rostro di sicurezza in acciaio inox	Stainless steel security pin	Var.

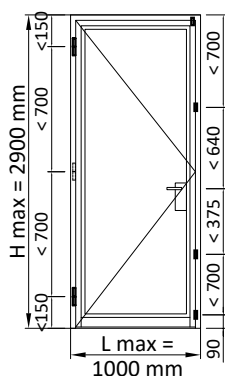
Cod.	GUARNIZIONI	GASKETS	n°	Dim.
	Descrizione	Description		
GE2600TT	Guarnizione esterna di battuta	Rebating gasket	1	1xLS+2xHS
GE2603	Guarnizione giunto aperto	Weather strip for open joint	1	1xLS+2xHS
GP0095	Guarnizione interna vetro	Internal weather strip	1	2xLS+2xHS



* solo con profili ottone
only with brass profiles

** cilindro certificato secondo EN 1303:2015 con classi 4 (cifratura 7), classe C (cifratura 8) - non incluso
cylinder certified according EN 1303:2015 with class 4 (encryption 7), class C (encryption 8) - not supplied

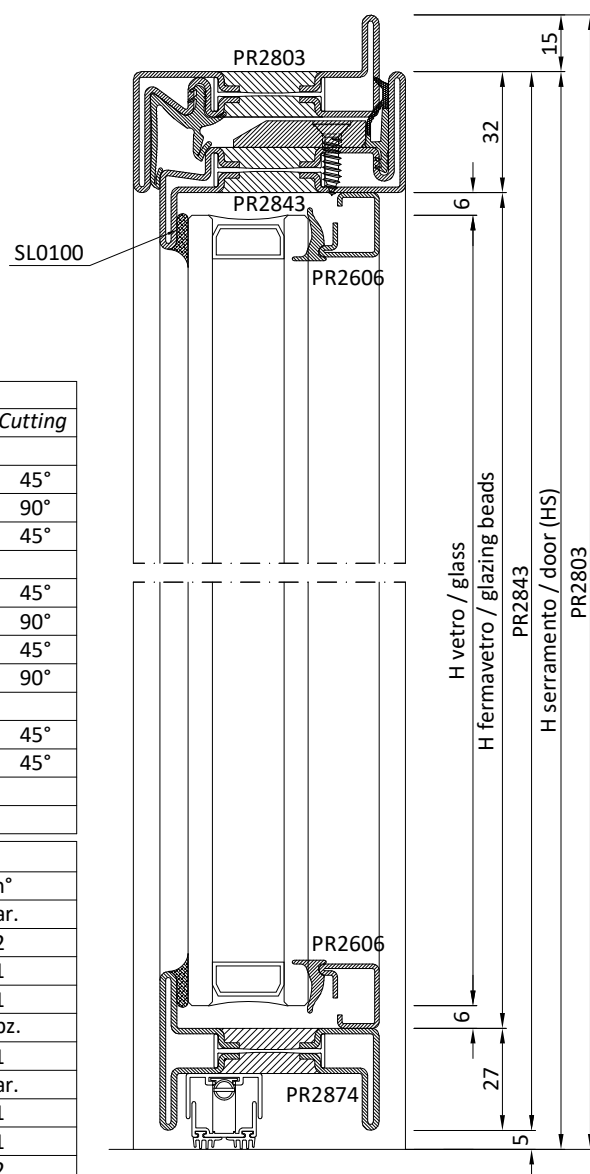




Cod.	PROFILI	PROFILES	n°	Dim.	Taglio	Cutting
	Descrizione	Description				
Telaio		Frame				
PR2803	Profilo a "Z" telaio	"Z" profile frame	1	LS+30	45°	45°
PR2803	Profilo a "Z" telaio	"Z" profile frame	1	HS+15	45°	90°
PR2803	Profilo a "Z" telaio	"Z" profile frame	1	HS+15	90°	45°
Anta		Leaf				
PR2843	Profilo a "Z" anta	"Z" profile leaf	1	LS	45°	45°
PR2843	Profilo a "Z" anta	"Z" profile leaf	1	HS-5	45°	90°
PR2843	Profilo a "Z" anta	"Z" profile leaf	1	HS-5	90°	45°
PR2874	Profilo Zoccolo	Socle profile	1	LS-64	90°	90°
Fermavetri		Glazing beads				
PR2606	Profilo fermavetro	Glazing bead profile	2	LS-64	45°	45°
PR2606	Profilo fermavetro	Glazing bead profile	2	HS-64	45°	45°
Vetri		Glass unit				
-	Vetrocamera	Insulated glass	1	LS-76 x HS-76		


Cod.	ACCESSORI	HARDWARE	n°
	Descrizione	Description	
AC2608	Clips fissaggio fermavetri	Clips to secure glazing beads	Var.
AC2617NG	Guarnizione d'angolo	Vulcanised corner gasket	2
AC2636/.	Guarnizione automatica	Automatic underdoor seal gasket	1
AC2694W.D/S	Serratura**	Lock**	1
AC2695W.D/S	Punto di chiusura aggiuntivo	Additional closing	Opz.
AC2696/7	Scatola copri serratura	Lock cover box	1
AC2648.xx	Cerniere	Hinges	Var.
AC2682W	Accessorio anti sollevamento	Anti-lift accessory	1
ACV95..	Maniglia "Vitruvio"	"Vitruvio" handle	1
AC2803I*	Kit squadrette per PR2803	Corner brackets kit for PR2803	2
AC2843I*	Kit squadrette per PR2843	Corner brackets kit for PR2843	2
AC2681W.IB	Rostro di sicurezza in acciaio inox	Stainless steel security pin	Var.

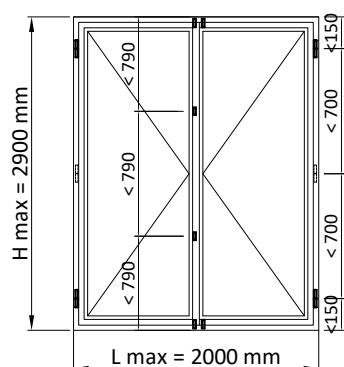
Cod.	GUARNIZIONI	GASKETS	n°	Dim.
	Descrizione	Description		
GE2645TT	Guarnizione esterna di battuta	Rebating gasket	1	1xLS+2xHS
GE2603	Guarnizione giunto aperto	Weather strip for open joint	1	1xLS+2xHS
GP0095	Guarnizione interna vetro	Internal weather strip	1	2xLS+2xHS



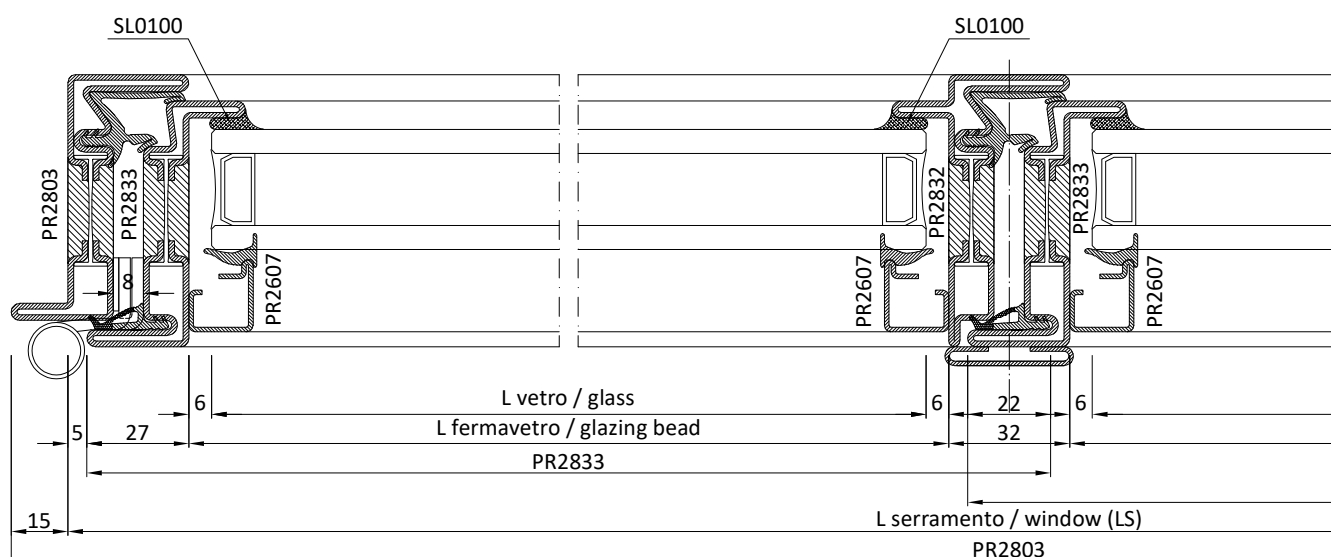
* solo con profili ottone
only with brass profiles

** cilindro certificato secondo EN 1303:2015 con classi 4 (cifatura 7), classe C (cifatura 8) - non incluso
cylinder certified according EN 1303:2015 with class 4 (encryption 7), class C (encryption 8) - not supplied





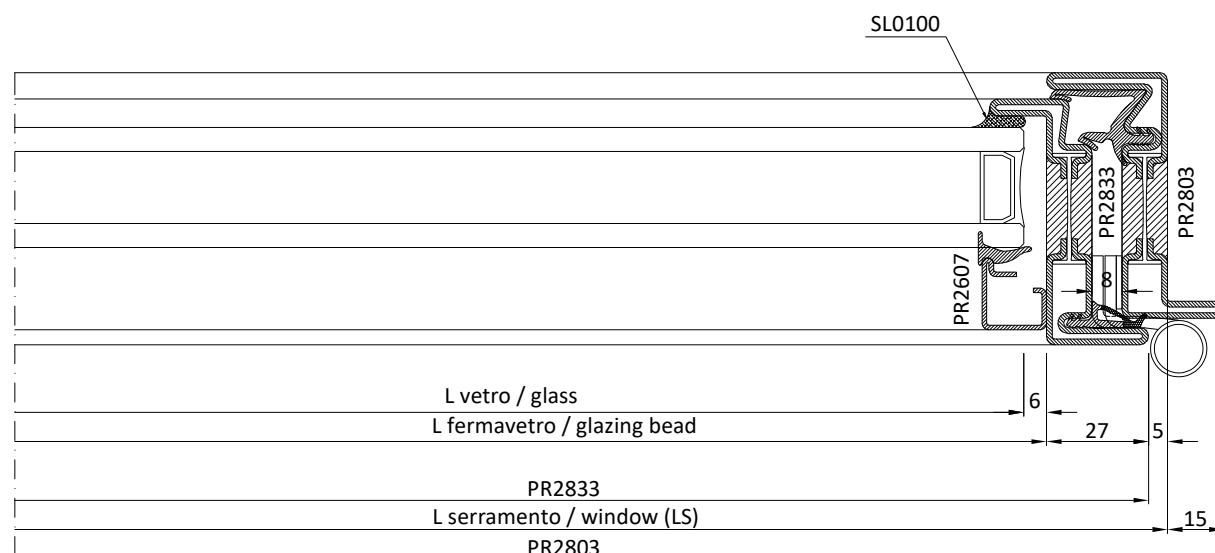
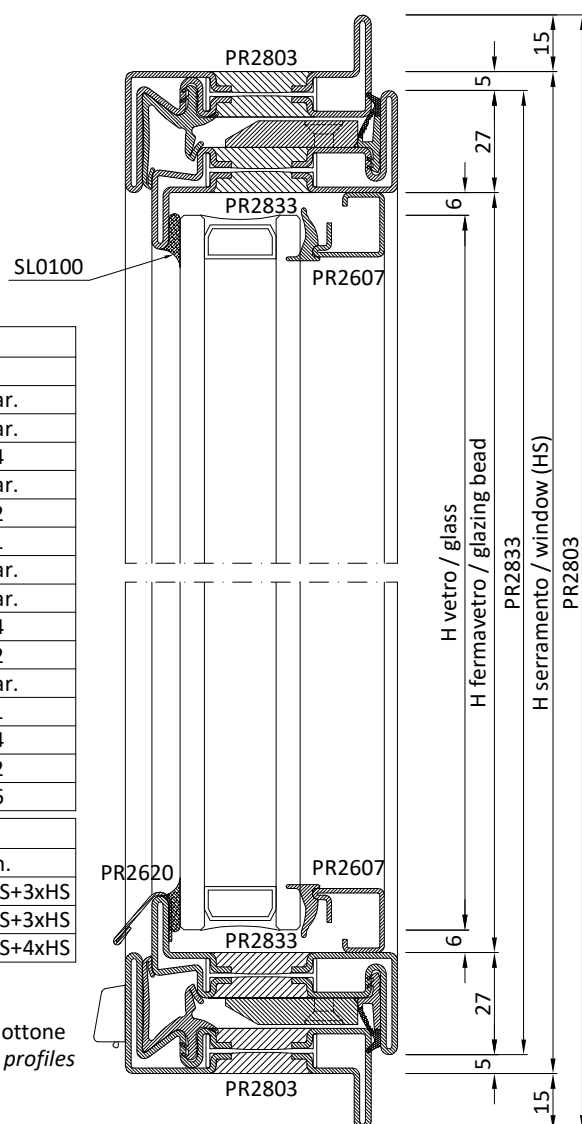
Cod.	PROFILI Descrizione	PROFILES Description	n°	Dim.	Taglio	Cutting
	Telaio	Frame				
PR2803	Profilo a "Z" telaio	"Z" profile frame	2	LS+30	45°	45°
PR2803	Profilo a "Z" telaio	"Z" profile frame	2	HS+30	45°	45°
	Anta	Leaf				
PR2833	Profilo a "Z" anta	"Z" profile leaf	4	LS/2+6	45°	45°
PR2833	Profilo a "Z" anta	"Z" profile leaf	3	HS-10	45°	45°
PR2832	Profilo a "T" anta	"T" profile leaf	1	HS	45°	45°
PR2610	Profilo riporto per cremonese	additional profile for cremone	1	HS-10	90°	90°
PR2620	Profilo battiacqua	Water drip profile	2	LS/2-53	90°	90°
	Fermavetri	Glazing beads				
PR2607	Profilo fermavetro	Glazing bead profile	4	LS/2-48	45°	45°
PR2607	Profilo fermavetro	Glazing bead profile	4	HS-64	45°	45°
	Vetri	Glass unit				
-	Vetrocamera	Insulated glass	2	LS/2-60 x HS-76		

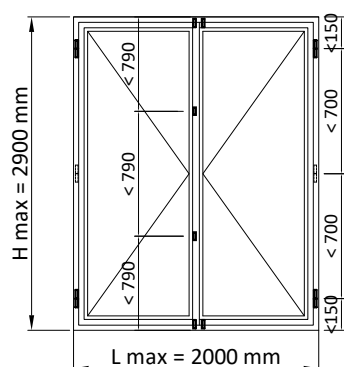


	ACCESSORI	HARDWARE		
Cod.	Descrizione	Description	n°	
AC2608	Clips fissaggio fermavetri	Clips to secure glazing beads		Var.
AC2610	Accessorio fissaggio PR2610	Accessories for fixing PR2610		Var.
AC2617NG	Guarnizione d'angolo	Vulcanised corner gasket		4
AC2618.xx	Scarico acqua	Water drip		Var.
AC2621G.	Catenaccio 2^ anta	Second leaf bolt		2
AC2624W.D/S	Kit cremonese	Cremona bolt set		1
AC2626RW	Kit per terza chiusura	Three-point lock system kit		Var.
AC2681W.IB	Rostro di sicurezza in acciaio inox	Stainless Steel security pin		Var.
AC2682W	Accessorio anti sollevamento	Anti-lift accessory		4
AC2651	Fondino per 2^ anta	Botton plate for second leaf		2
AC2628.xx	Cerniere	Hinges		Var.
ACV88_W.xx	Maniglia "Vitruvio"	"Vitruvio" handle		1
AC2803I*	Kit squadrette per PR2803	Corner brackets kit for PR2803		4
AC2832I*	Kit squadrette per PR2833-32	Corner brackets kit for PR2833-32		2
AC2833I*	Kit squadrette per PR2833	Corner brackets kit for PR2833		6

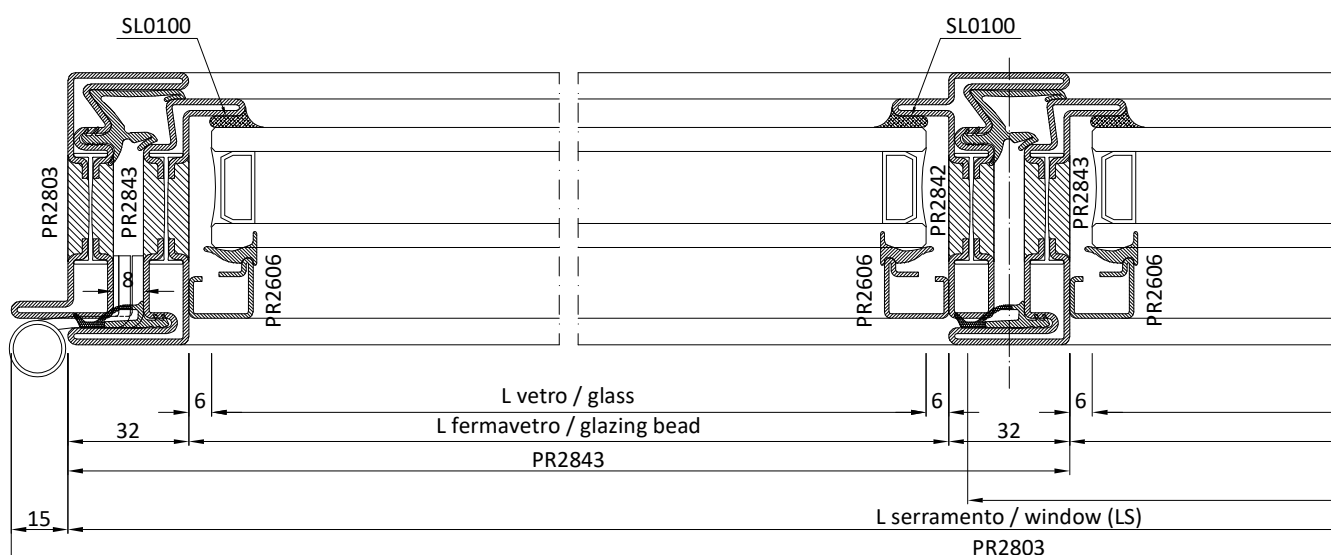
	GUARNIZIONI	GASKETS		
Cod.	Descrizione	Description	n°	Dim.
GE2600TT	Guarnizione esterna di battuta	Rebating gasket	1	2xLS+3xHS
GE2603	Guarnizione giunto aperto	Weather strip for open joint	1	2xLS+3xHS
GP0095	Guarnizione interna vetro	Internal weather strip	1	2xLS+4xHS

* solo con profili ottone
only with brass profiles







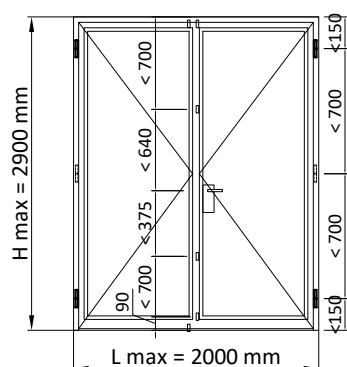
Cod.	PROFILI Descrizione	PROFILES Description	n°	Dim.	Taglio	Cutting
	Telaio	Frame				
PR2803	Profilo a "Z" telaio	"Z" profile frame	2	LS+30	45°	45°
PR2803	Profilo a "Z" telaio	"Z" profile frame	2	HS+30	45°	45°
	Anta	Leaf				
PR2843	Profilo a "Z" anta	"Z" profile leaf	4	LS/2+16	45°	45°
PR2843	Profilo a "Z" anta	"Z" profile leaf	3	HS	45°	45°
PR2842	Profilo a "T" anta	"T" profile leaf	1	HS	45°	45°
PR2620	Profilo battiacqua	Water drip profile	2	LS/2-53	90°	90°
	Fermavetri	Glazing beads				
PR2606	Profilo fermavetro	Glazing bead profile	4	LS/2-48	45°	45°
PR2606	Profilo fermavetro	Glazing bead profile	4	HS-64	45°	45°
	Vetri	Glass unit				
-	Vetrocamera	Insulated glass	2	LS/2-60 x HS-76		



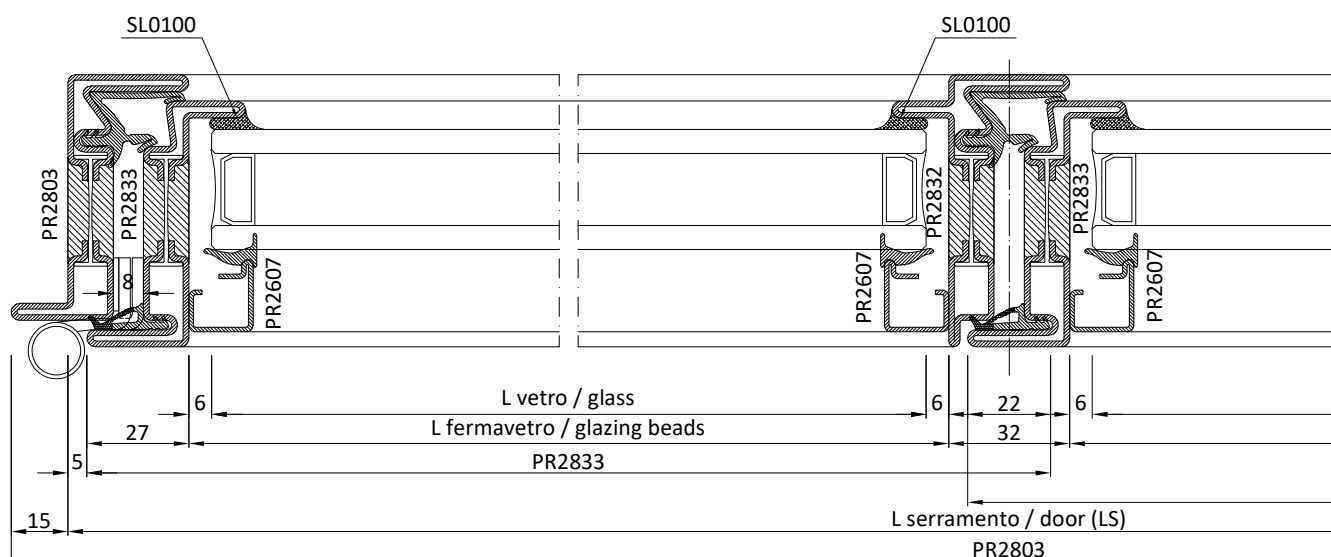
ACCESSORI		HARDWARE		
Cod.	Descrizione	Description	n°	
AC2608	Clips fissaggio fermavetri	Clips to secure glazing beads	Var.	
AC2617NG	Guarnizione d'angolo	Vulcanised corner gasket	4	
AC2618.xx	Scarico acqua	Water drip	Var.	
AC2621G.-	Catenaccio 2^ anta	Second leaf bolt	2	
AC2624W.D/S	Kit cremonese	Cremona bolt set	1	
AC2626RW	Kit per terza chiusura	Three-point lock system kit	Var.	
AC2681W.IB	Rostro di sicurezza in acciaio inox	Stainless Steel security pin	Var.	
AC2682W	Accessorio anti sollevamento	Anti-lift accessory	4	
AC2652	Fondino per 2^ anta	Bottom plate for second leaf	2	
AC2648.xx	Cerniere	Hinges	Var.	
ACV87_W.xx	Maniglia "Vitruvio"	"Vitruvio" handle	1	
AC2803I*	Kit squadrette per PR2803	Corner brackets kit for PR2803	4	
AC2832I*	Kit squadrette per PR2843-42	Corner brackets kit for PR2843-42	2	
AC2843I*	Kit squadrette per PR2843	Corner brackets kit for PR2843	6	
GUARNIZIONI		GASKETS		
Cod.	Descrizione	Description	n°	Dim.
GE2645TT	Guarnizione esterna di battuta	Rebating gasket	1	2xLS+3xHS
GE2603	Guarnizione giunto aperto	Weather strip for open joint	1	2xLS+3xHS
GP0095	Guarnizione interna vetro	Internal weather strip	1	2xLS+4xHS

* solo con profili ottone
only with brass profiles





Cod.	PROFILI Descrizione	PROFILES Description	n°	Dim.	Taglio	Cutting
	Telaio	Frame				
PR2803	Profilo a "Z" telaio	"Z" profile frame	1	LS+30	45°	45°
PR2803	Profilo a "Z" telaio	"Z" profile frame	1	HS+15	45°	90°
PR2803	Profilo a "Z" telaio	"Z" profile frame	1	HS+15	90°	45°
	Anta	Leaf				
PR2833	Profilo a "Z" anta	"Z" profile leaf	2	LS/2+6	45°	45°
PR2833	Profilo a "Z" anta	"Z" profile leaf	2	HS-10	45°	90°
PR2833	Profilo a "Z" anta	"Z" profile leaf	1	HS-10	90°	45°
PR2832	Profilo a "T" anta	"T" profile leaf	1	HS-5	90°	45°
PR2855	Profilo Zoccolo	Socle profile	2	LS/2-48	90°	90°
	Fermavetri	Glazing beads				
PR2607	Profilo fermavetro	Glazing bead profile	4	LS/2-48	45°	45°
PR2607	Profilo fermavetro	Glazing bead profile	4	HS-64	45°	45°
	Vetri	Glass unit				
-	Vetrocamera	Insulated glass	2	LS/2-60 x HS-76		



PR2803

PR2833

PR2607

SL0100

PR2607

PR2855

H vetro / glass

H fermavetro / glazing beads

H serramento / door (HS)

PR2833

PR2803

PR2607

PR2855

+3xHS

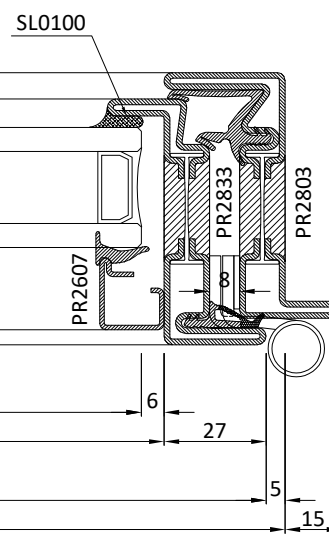
+3xHS

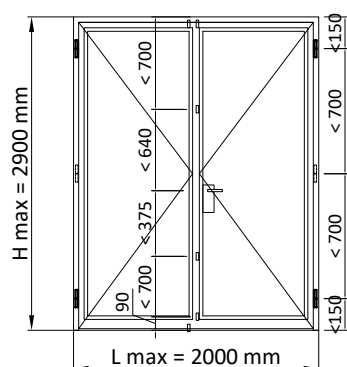
+4xHS

* solo con profili ottone

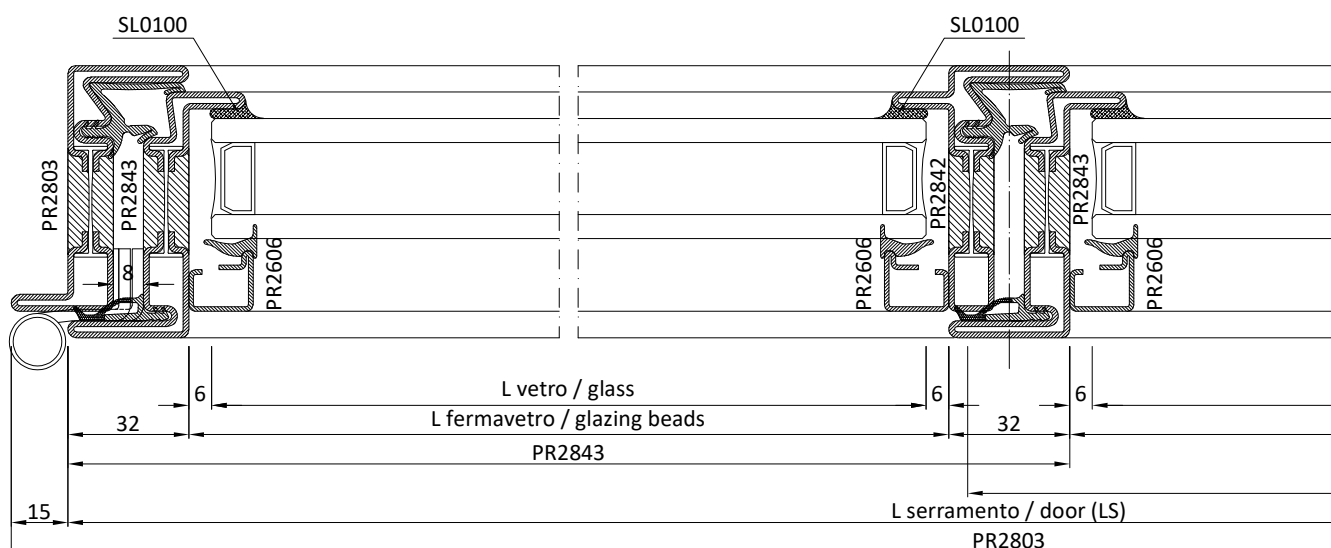
* solo con profili ottone
only with brass profiles

**** cilindro certificato secondo EN 1303:2015 con classi
4 (cifratura 7), classe C (cifratura 8) - non incluso
cylinder certified according EN 1303:2015 with class
4 (encryption 7), class C (encryption 8) - not supplied**






Cod.	PROFILI Descrizione	PROFILES Description	n°	Dim.	Taglio	Cutting
	Telaio	Frame				
PR2803	Profilo a "Z" telaio	"Z" profile frame	1	LS+30	45°	45°
PR2803	Profilo a "Z" telaio	"Z" profile frame	1	HS+15	45°	90°
PR2803	Profilo a "Z" telaio	"Z" profile frame	1	HS+15	90°	45°
	Anta	Leaf				
PR2843	Profilo a "Z" anta	"Z" profile leaf	2	LS/2+16	45°	45°
PR2843	Profilo a "Z" anta	"Z" profile leaf	2	HS-5	45°	90°
PR2843	Profilo a "Z" anta	"Z" profile leaf	1	HS-5	90°	45°
PR2842	Profilo a "T" anta	"T" profile leaf	1	HS-5	90°	45°
PR2874	Profilo Zoccolo	Socle profile	2	LS/2-48	90°	90°
	Fermavetri	Glazing beads				
PR2606	Profilo fermavetro	Glazing bead profile	4	LS/2-48	45°	45°
PR2606	Profilo fermavetro	Glazing bead profile	4	HS-64	45°	45°
	Vetri	Glass unit				
-	Vetrocamera	Insulated glass	2	LS/2-60 x HS-76		



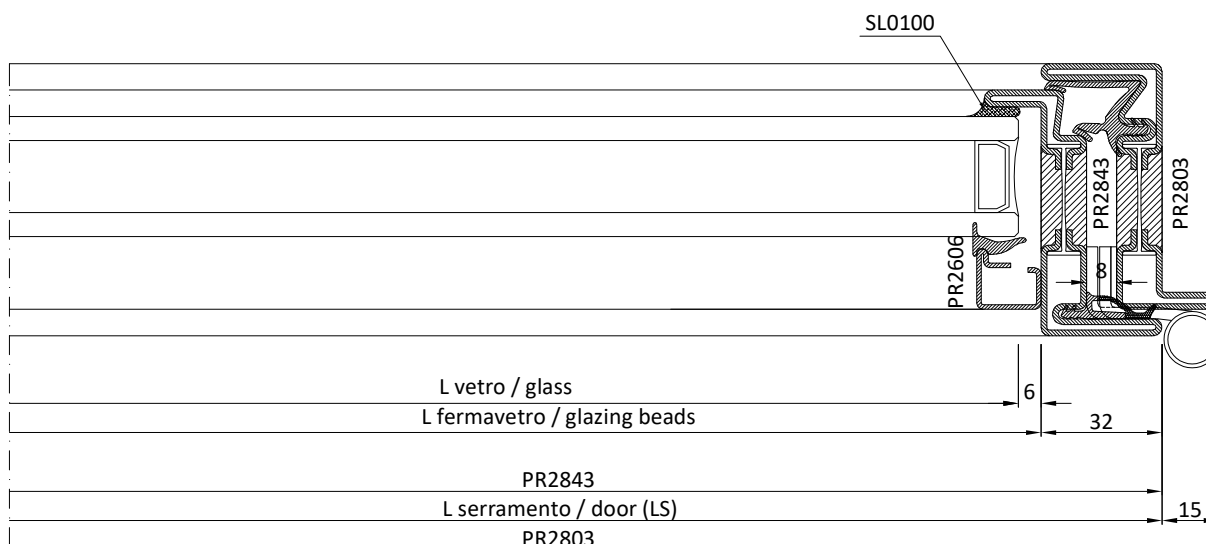
ACCESSORI		HARDWARE	
Cod.	Descrizione	Description	n°
AC2608	Clips fissaggio fermavetri	Clips to secure glazing beads	Var.
AC2617NG	Guarnizione d'angolo	Vulcanised corner gasket	2
AC2621G.-	Catenaccio 2^ anta	Second leaf bolt	2
AC2636/.	Guarnizione automatica	Automatic underdoor seal gasket	2
AC2652	Fondino per 2^ anta	Bottom plate for second leaf	1
AC2694W.D/S	Serratura**	Lock**	1
AC2695W.D/S	Punto di chiusura aggiuntivo	Additional closing	Var.
AC2696/7	Scatola copri serratura	Lock cover box	1
AC2648.xx	Cerniere	Hinges	Var.
AC2681W.IB	Rostro di sicurezza in acciaio inox	Stainless steel security pin	Var.
AC2682W	Accessorio anti sollevamento	Anti-lift accessory	2
ACV95..	Maniglia "Vitruvio"	"Vitruvio" handle	1
AC2803I*	Kit squadrette per PR2803	Corner brackets kit for PR2803	2
AC2832I*	Kit squadrette per PR2843-42	Corner brackets kit for PR2843-42	1
AC2843I*	Kit squadrette per PR2843	Corner brackets kit for PR2843	3

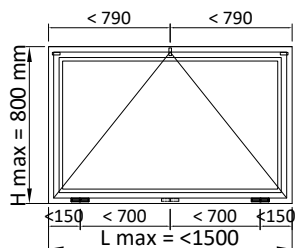
GUARNIZIONI		GASKETS	
Cod.	Descrizione	Description	n° Dim.
GE2645TT	Guarnizione esterna di battuta	Rebating gasket	1 1xLS+3xHS
GE2603	Guarnizione giunto aperto	Weather strip for open joint	1 1xLS+3xHS
GP0095	Guarnizione interna vetro	Internal weather strip	1 2xLS+4xHS



* solo con profili ottone
only with brass profiles

** cilindro certificato secondo EN 1303:2015 con classi 4 (cifatura 7), classe C (cifatura 8) - non incluso
cylinder certified according EN 1303:2015 with class 4 (encryption 7), class C (encryption 8) - not supplied

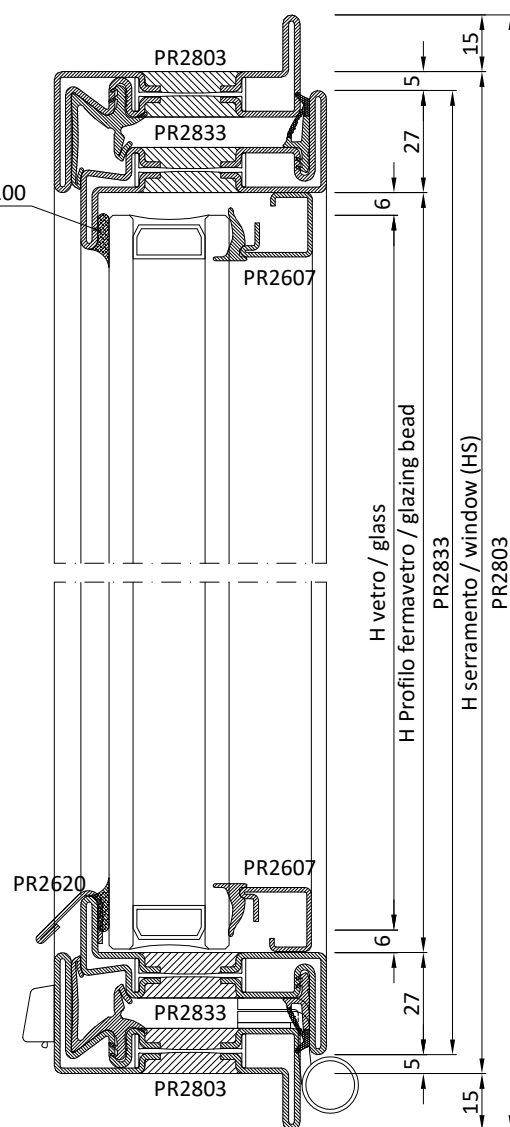




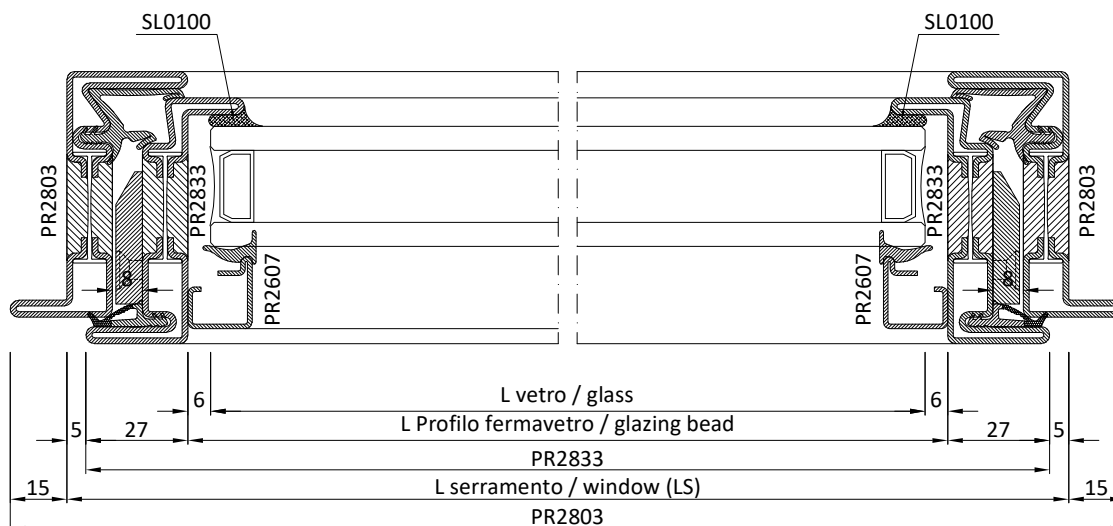
Cod.	PROFILI	PROFILES	n°	Dim.	Taglio	Cutting
	Telaio	Frame				
PR2803	Profilo a "Z" telaio	"Z" profile frame	2	LS+30	45°	45°
PR2803	Profilo a "Z" telaio	"Z" profile frame	2	HS+30	45°	45°
	Anta	Leaf				
PR2833	Profilo a "Z" anta	"Z" profile leaf	2	LS-10	45°	45°
PR2833	Profilo a "Z" anta	"Z" profile leaf	2	HS-10	45°	45°
PR2620	Profilo battiacqua	Water drip profile	1	LS-69	90°	90°
	Fermavetri	Glazing beads				
PR2607	Profilo fermavetro	Glazing bead profile	2	LS-64	45°	45°
PR2607	Profilo fermavetro	Glazing bead profile	2	HS-64	45°	45°
	Vetri	Glass unit				
-	Vetrocamera	Insulated glass	1	LS-76 x HS-76		

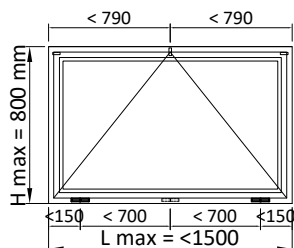
Cod.	ACCESSORI	HARDWARE	n°
AC2608	Clips fissaggio fermavetri	Clips to secure glazing beads	Var.
AC2617NG	Guarnizione d'angolo	Vulcanised corner gasket	4
AC2618	Scarico acqua	Water drip	Var.
AC2623W.D/S	Kit cremonese	Cremone bolt set	1
AC2626RW	Kit per terza chiusura	Three-point lock system kit	Var.
AC2641	Braccetti per vasistas	Stays for bottom hung	1
AC2681W.IB	Rostro di sicurezza in acciaio inox	Stainless steel security pin	Var.
AC2682W	Accessorio anti sollevamento	Anti-lift accessory	2
AC2628.xx	Cerniere	Hinges	Var.
ACV88_W.xx	Maniglia "Vitruvio"	"Vitruvio" handle	1
AC2803I*	Kit squadrette per PR2803	Corner brackets kit for PR2803	4
AC2833I*	Kit squadrette per PR2833	Corner brackets kit for PR2833	4

Cod.	GUARNIZIONI	GASKETS	n°	Dim.
GE2600TT	Guarnizione esterna di battuta	Rebating gasket	1	2xLS+2xHS
GE2603	Guarnizione giunto aperto	Weather strip for open joint	1	2xLS+2xHS
GP0095	Guarnizione interna vetro	Internal weather strip	1	2xLS+2xHS



* solo con profili ottone
only with brass profiles

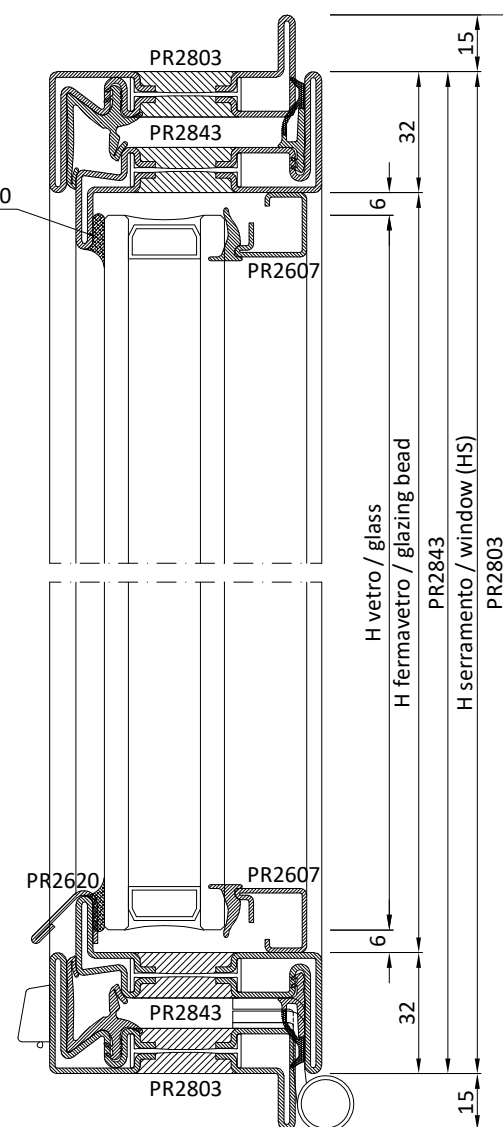




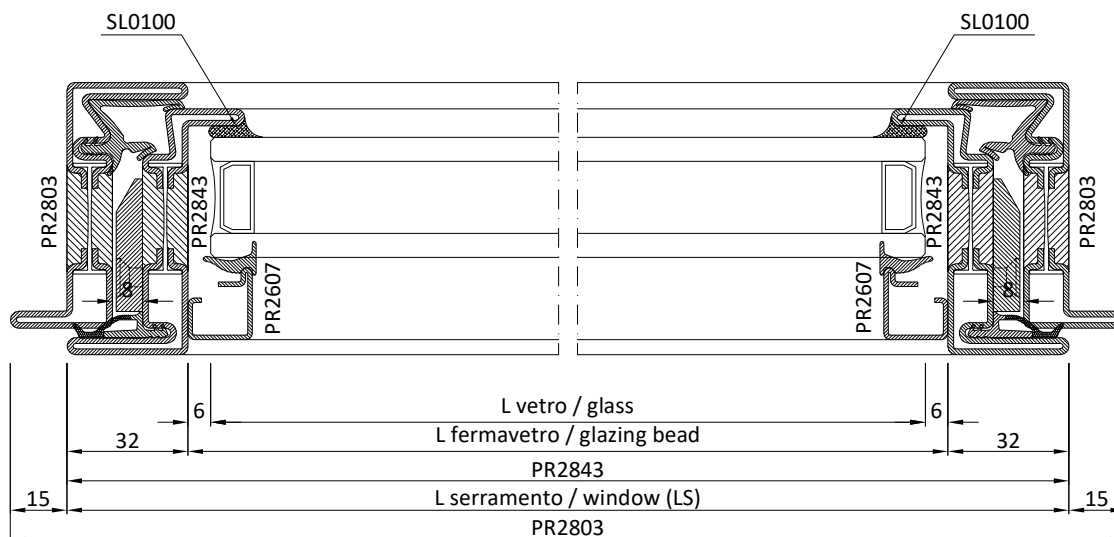
Cod.	PROFILI	PROFILES	n°	Dim.	Taglio	Cutting
	Telaio	Frame				
PR2803	Profilo a "Z" telaio	"Z" profile frame	2	LS+30	45°	45°
PR2803	Profilo a "Z" telaio	"Z" profile frame	2	HS+30	45°	45°
	Anta	Leaf				
PR2843	Profilo a "Z" anta	"Z" profile leaf	2	LS	45°	45°
PR2843	Profilo a "Z" anta	"Z" profile leaf	2	HS	45°	45°
PR2620	Profilo battiacqua	Water drip profile	1	LS-69	90°	90°
	Fermavetri	Glazing beads				
PR2607	Profilo fermavetro	Glazing bead profile	2	LS-64	45°	45°
PR2607	Profilo fermavetro	Glazing bead profile	2	HS-64	45°	45°
	Vetri	Glass unit				
-	Vetrocamera	Insulated glass	1	LS-76 x HS-76		

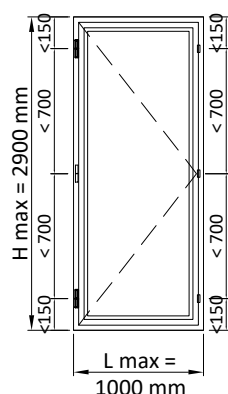
Cod.	ACCESSORI	HARDWARE	n°
AC2608	Clips fissaggio fermavetri	Clips to secure glazing beads	Var.
AC2617NG	Guarnizione d'angolo	Vulcanised corner gasket	4
AC2618	Scarico acqua	Water drip	Var.
AC2625W.D/S	Kit cremonese	Cremone bolt set	1
AC2626RW	Kit per terza chiusura	Three-point lock system kit	Var.
AC2641	Braccetti per vasistas	Stays for bottom hung	1
AC2681W.IB	Rostro di sicurezza in acciaio inox	Stainless steel security pin	Var.
AC2682W	Accessorio anti sollevamento	Anti-lift accessory	2
AC2648.xx	Cerniere	Hinges	Var.
ACV87_W.xx	Maniglia "Vitruvio"	"Vitruvio" handle	1
AC2803I*	Kit squadrette per PR2803	Corner brackets kit for PR2803	4
AC2843I*	Kit squadrette per PR2843	Corner brackets kit for PR2843	4

Cod.	GUARNIZIONI	GASKETS	n°	Dim.
GE2645TT	Guarnizione esterna di battuta	Rebating gasket	1	2xLS+2xHS
GE2603	Guarnizione giunto aperto	Weather strip for open joint	1	2xLS+2xHS
GP0095	Guarnizione interna vetro	Internal weather strip	1	2xLS+2xHS

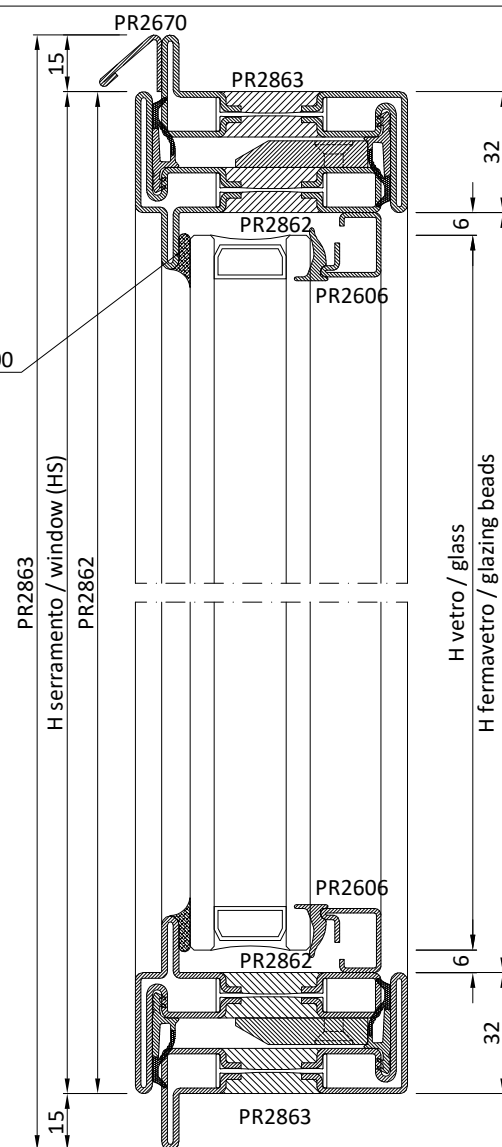


* solo con profili ottone
only with brass profiles

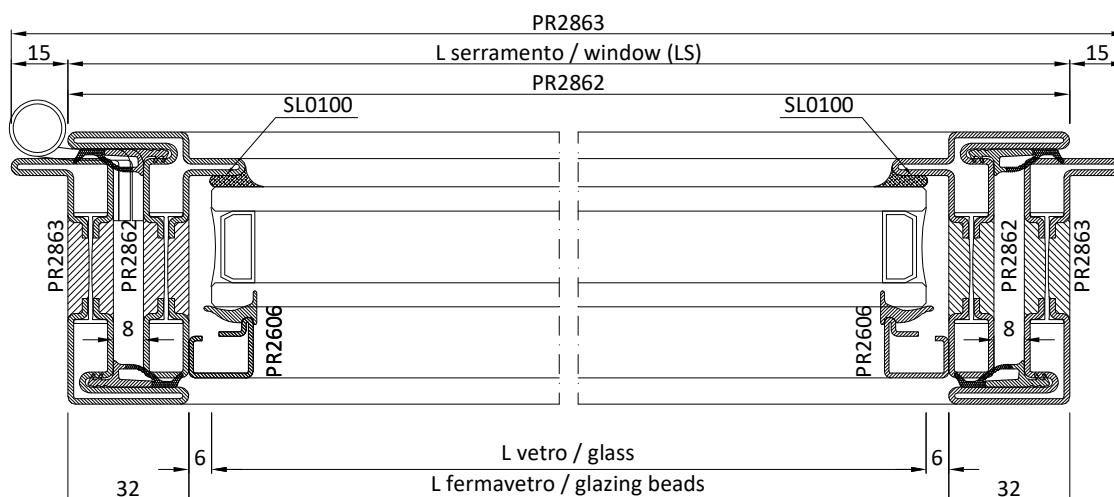


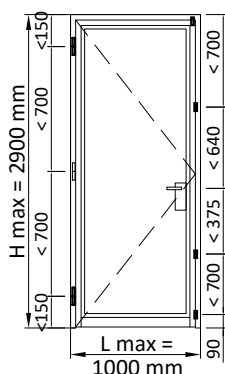


Cod.	PROFILI Descrizione	PROFILES Description	n°	Dim.	Taglio	Cutting
	Telaio	Frame				
PR2863	Profilo a "Z" telaio	"Z" profile frame	2	LS+30	45°	45°
PR2863	Profilo a "Z" telaio	"Z" profile frame	2	HS+30	45°	45°
PR2670	Profilo battiacqua	Water drip profile	1	LS+30	90°	90°
	Anta	Leaf				
PR2862	Profilo a "T" anta	"T" profile leaf	2	LS	45°	45°
PR2862	Profilo a "T" anta	"T" profile leaf	2	HS	45°	45°
	Fermavetri	Glazing beads				
PR2606	Profilo fermavetro	Glazing bead profile	2	LS-64	45°	45°
PR2606	Profilo fermavetro	Glazing bead profile	2	HS-64	45°	45°
	Vetri	Glass unit				
-	Vetrocamera	Insulated glass	1	LS-76 x HS-76		
	ACCESSORI	HARDWARE				
Cod.	Descrizione	Description	n°			
AC2608	Clips fissaggio fermavetri	Clips to secure glazing beads	Var.			
AC2626RW	Kit per terza chiusura	Three-point lock system kit	Var.			
AC2680 ..	Maniglia di trascinamento	Dragging leaf handle	1			
AC2681W.IB	Rostro di sicurezza in acciaio inox	Stainless steel security pin	Var.			
AC2682W	Accessorio anti sollevamento	Anti-lift accessory	2			
AC2683W.D/S	Kit cremonese	Cremone bolt set	1			
AC2687	Braccetti limitatori	Casement stays	Opz.			
AC2648.xx	Cerniere	Hinges	Var.			
ACV87_W.xx	Maniglia "Vitruvio"	"Vitruvio" handle	1			
AC2803I*	Kit squadrette per PR2863	Corner brackets kit for PR2863	4			
AC2862I*	Kit squadrette per PR2862	Corner brackets kit for PR2862	4			
	GUARNIZIONI	GASKETS				
Cod.	Descrizione	Description	n°	Dim.		
GE2645TT	Guarnizione esterna di battuta	Rebating gasket	2	4xLS+4xHS		
GP0095	Guarnizione interna vetro	Internal weather strip	1	2xLS+2xHS		



* solo con profili ottone
only with brass profiles

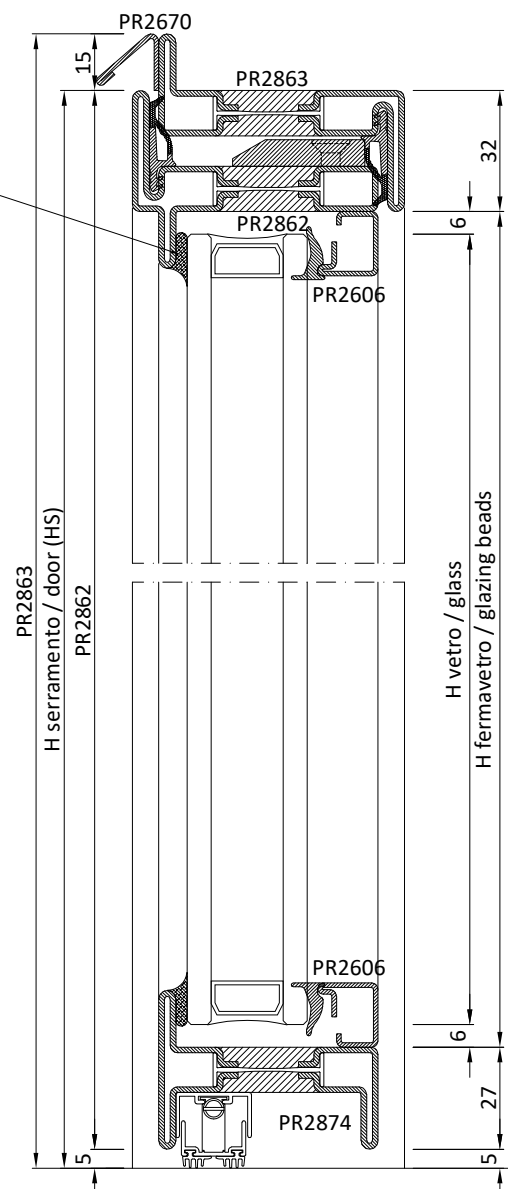




Cod.	PROFILI	PROFILES	n°	Dim.	Taglio	Cutting
	Descrizione	Description				
Telaio		Frame				
PR2863	Profilo a "Z" telaio	"Z" profile frame	1	LS+30	45°	45°
PR2863	Profilo a "Z" telaio	"Z" profile frame	1	HS+15	90°	45°
PR2863	Profilo a "Z" telaio	"Z" profile frame	1	HS+15	45°	90°
PR2670	Profilo battiacqua	Water drip profile	1	LS+30	90°	90°
Anta		Leaf				
PR2862	Profilo a "T" anta	"T" profile leaf	1	LS	45°	45°
PR2862	Profilo a "T" anta	"T" profile leaf	1	HS-5	90°	45°
PR2862	Profilo a "T" anta	"T" profile leaf	1	HS-5	45°	90°
PR2874	Profilo Zoccolo	Socle profile	1	LS-64	90°	90°
Fermavetri		Glazing beads				
PR2606	Profilo fermavetro	Glazing bead profile	2	LS-64	45°	45°
PR2606	Profilo fermavetro	Glazing bead profile	2	HS-64	45°	45°
Vetri		Glass unit				
-	Vetrocamera	Insulated glass	1	LS-76 x HS-76		

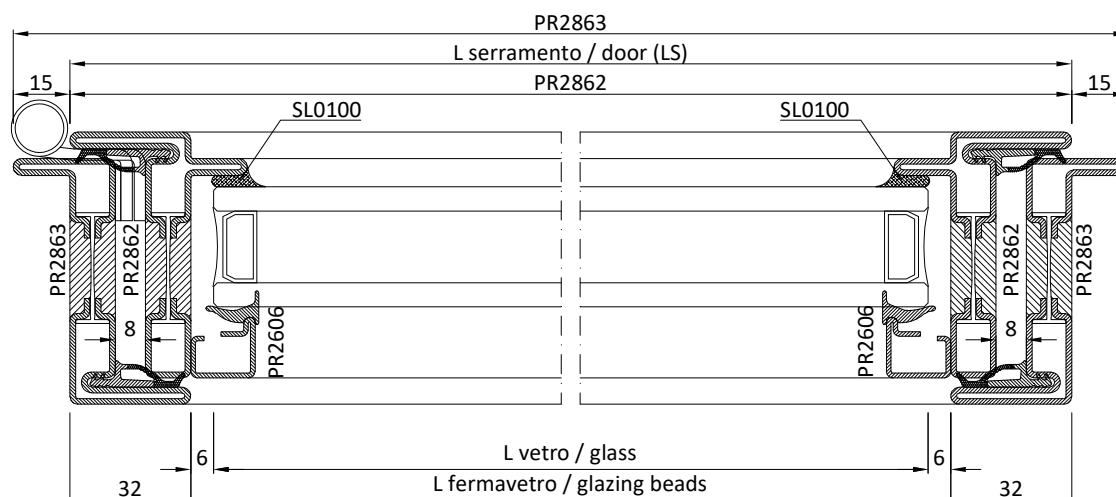
Cod.	ACCESSORI	HARDWARE	n°
	Descrizione	Description	
AC2608	Clips fissaggio fermavetri	Clips to secure glazing beads	Var.
AC2636/.	Guarnizione automatica	Automatic underdoor seal gasket	1
AC2694W.D/S	Serratura**	Lock**	1
AC2695W.D/S	Punto di chiusura aggiuntivo	Additional closing	Var.
AC2696/7	Scatola copri serratura	Lock cover box	1
AC2648.xx	Cerniere	Hinges	Var.
ACV95..	Maniglia "Vitruvio"	"Vitruvio" handle	1
AC28031*	Kit squadrette per PR2803	Corner brackets kit for PR2803	2
AC28621*	Kit squadrette per PR2862	Corner brackets kit for PR2862	2
AC2681W.IB	Rostro di sicurezza in acciaio inox	Stainless steel security pin	Var.
AC2682W	Accessorio anti sollevamento	Anti-lift accessory	1

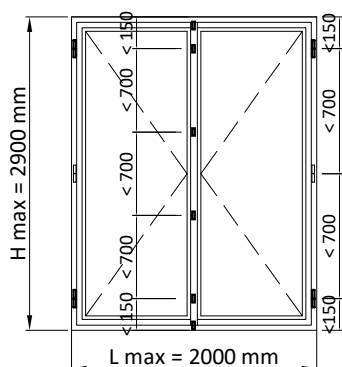
Cod.	GUARNIZIONI	GASKETS	n°	Dim.
	Descrizione	Description		
GE2645TT	Guarnizione esterna di battuta	Rebating gasket	2	1xLS+2xHS
GP0095	Guarnizione interna vetro	Internal weather strip	1	2xLS+2xHS



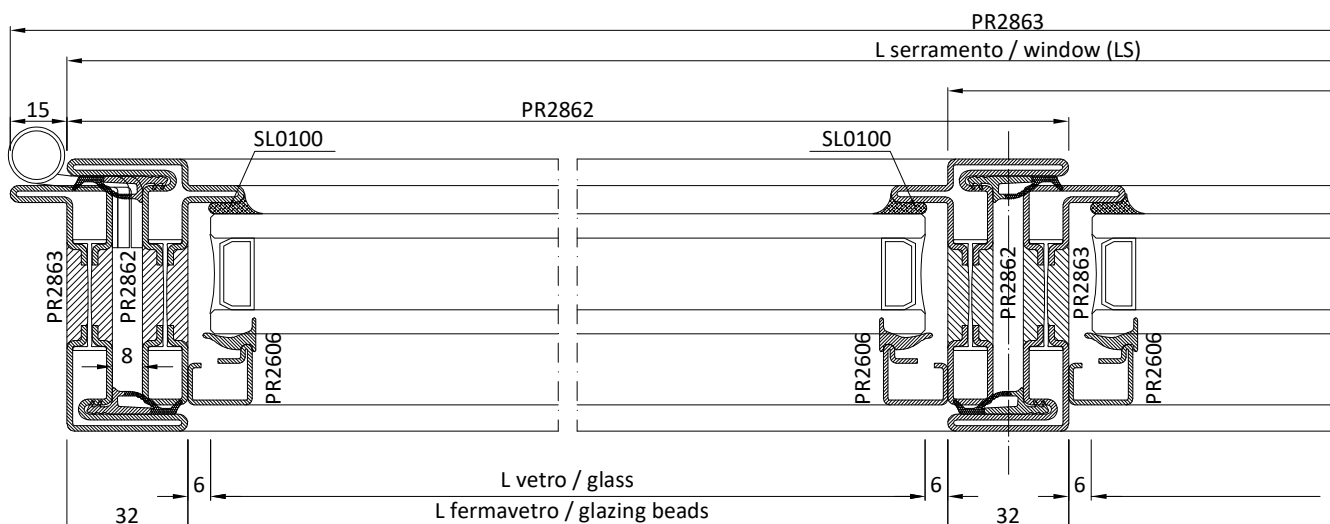
* solo con profili ottone
only with brass profiles

** cilindro certificato secondo EN 1303:2015 con classi 4 (cifratura 7), classe C (cifratura 8) - non incluso
cylinder certified according EN 1303:2015 with class 4 (encryption 7), class C (encryption 8) - not supplied



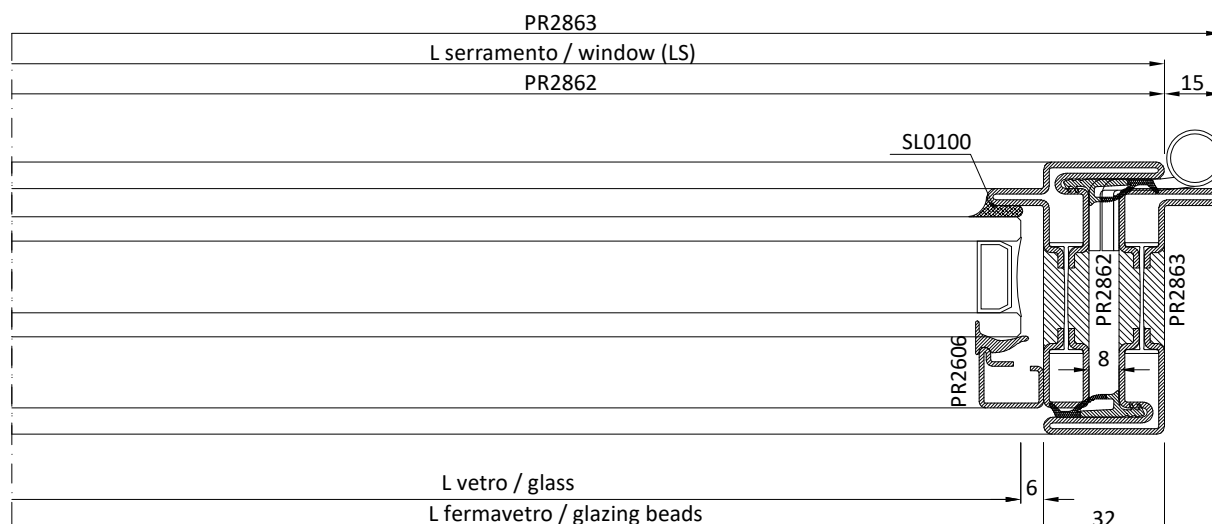
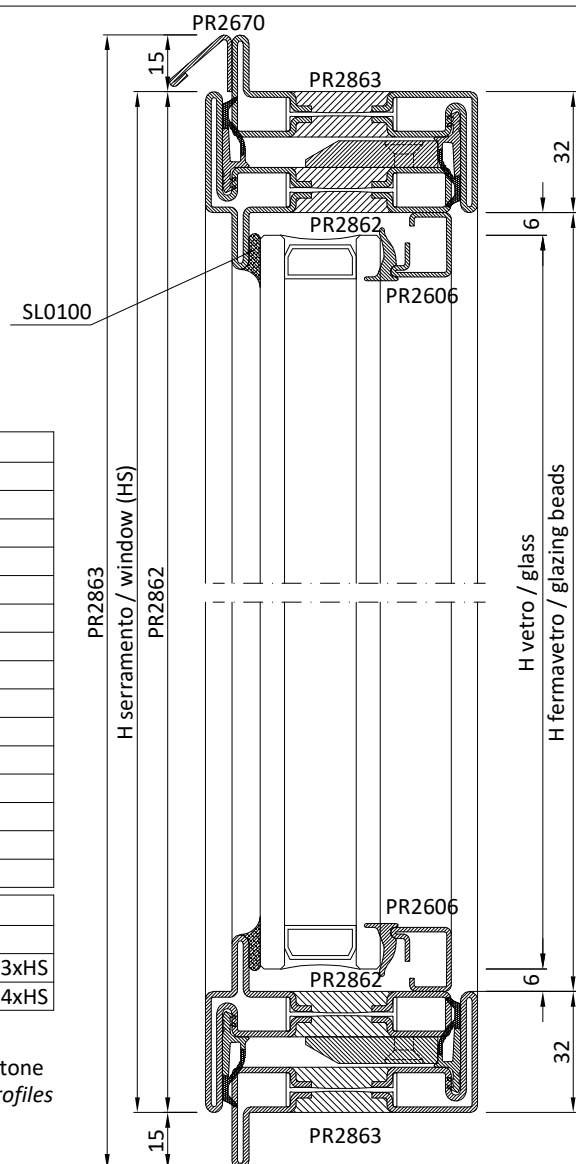


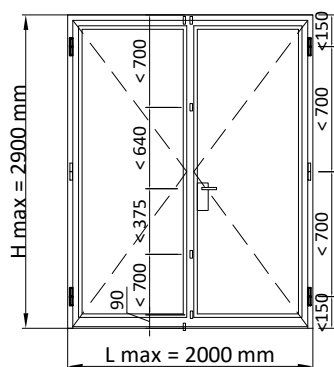
Cod.	PROFILI Descrizione	PROFILES Description	n°	Dim.	Taglio	Cutting
	Telaio	Frame				
PR2863	Profilo a "Z" telaio	"Z" profile frame	2	LS+30	45°	45°
PR2863	Profilo a "Z" telaio	"Z" profile frame	2	HS+30	45°	45°
PR2670	Profilo battiacqua	Water drip profile	1	LS+30	90°	90°
	Anta	Leaf				
PR2862	Profilo a "T" anta	"T" profile leaf	4	LS/2+16	45°	45°
PR2862	Profilo a "T" anta	"T" profile leaf	3	HS	45°	45°
PR2863	Profilo a "Z" anta	"Z" profile leaf	1	HS	45°	45°
	Fermavetri	Glazing beads				
PR2606	Profilo fermavetro	Glazing bead profile	4	LS/2-48	45°	45°
PR2606	Profilo fermavetro	Glazing bead profile	4	HS-64	45°	45°
	Vetri	Glass unit				
-	Vetrocamera	Insulated glass	2	LS/2-60 x HS-76		



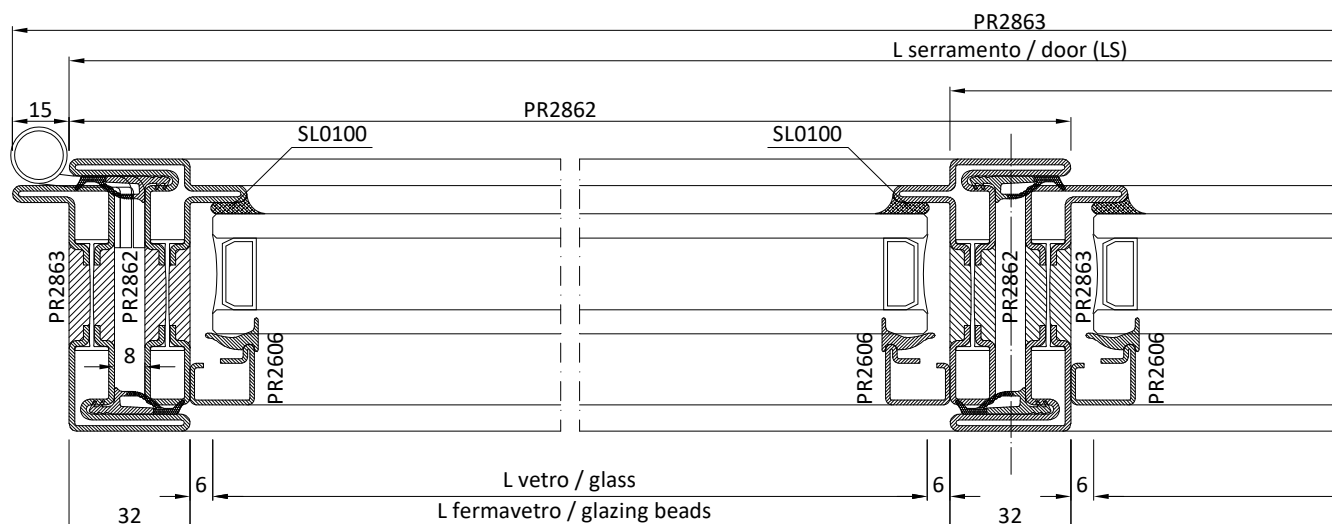
	ACCESSORI	HARDWARE		
Cod.	Descrizione	Description	n°	
AC2608	Clips fissaggio fermavetri	Clips to secure glazing beads	Var.	
AC2626RW	Kit per terza chiusura	Three-point lock system kit	Var.	
AC2653	Fondino per 2^ anta	Bottom plate for second leaf	2	
AC2621G.-	Catenaccio 2^ anta	Second leaf bolt	2	
AC2680	Maniglia di trascinamento	Dragging leaf handle	1	
AC2681W.IB	Rostro di sicurezza in acciaio inox	Stainless steel security pin	Var.	
AC2682W	Accessorio anti sollevamento	Anti-lift accessory	4	
AC2684W.D/S	Kit cremonese	Cremona bolt set	1	
AC2687	Braccetti limitatori	Casement stays	Opz.	
AC2648.xx	Cerniere	Hinges	Var.	
ACV87_W.xx	Maniglia "Vitruvio"	"Vitruvio" handle	1	
AC2803I*	Kit squadrette per PR2863	Corner brackets kit for PR2863	4	
AC2832I*	Kit squadrette per PR2862-63	Corner brackets kit for PR2862-63	2	
AC2862I*	Kit squadrette per PR2862	Corner brackets kit for PR2862	6	
	GUARNIZIONI	GASKETS		
Cod.	Descrizione	Description	n°	Dim.
GE2645TT	Guarnizione esterna di battuta	Rebating gasket	2	2xLS+3xHS
GP0095	Guarnizione interna vetro	Internal weather strip	1	2xLS+4xHS

* solo con profili ottone
only with brass profiles

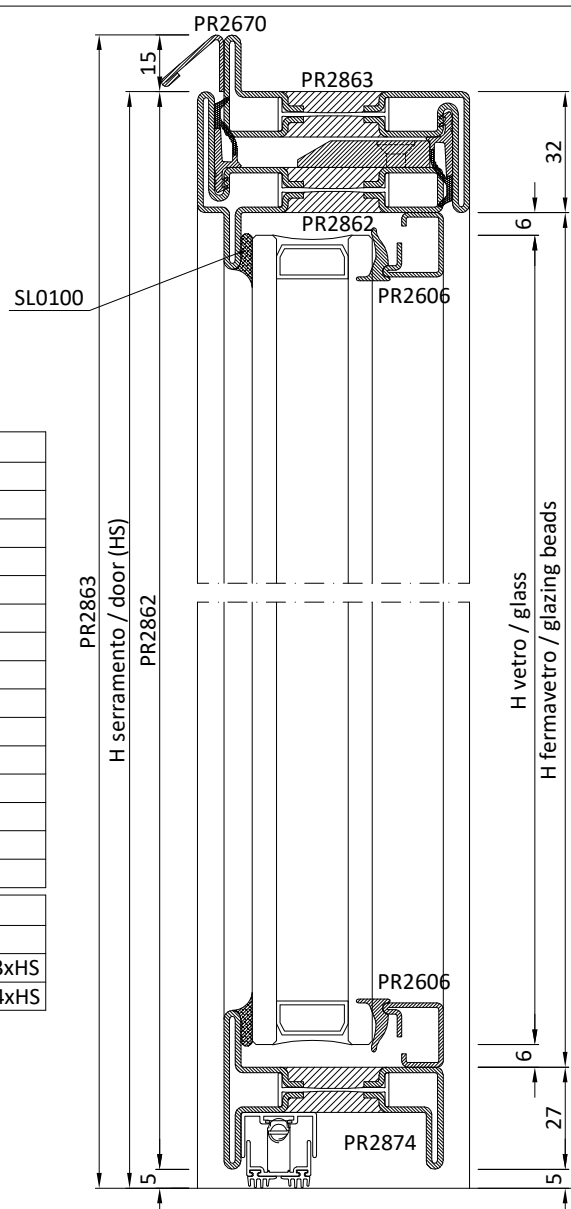




Cod.	PROFILI	PROFILES	n°	Dim.	Taglio	Cutting
	Telaio	Frame				
PR2863	Profilo a "Z" telaio	"Z" profile frame	1	LS+30	45°	45°
PR2863	Profilo a "Z" telaio	"Z" profile frame	1	HS+15	90°	45°
PR2863	Profilo a "Z" telaio	"Z" profile frame	1	HS+15	45°	90°
PR2670	Profilo battiacqua	Water drip profile	1	LS+30	90°	90°
	Anta	Leaf				
PR2862	Profilo a "Z" anta	"Z" profile leaf	2	LS/2+16	45°	45°
PR2862	Profilo a "Z" anta	"Z" profile leaf	2	HS-5	90°	45°
PR2862	Profilo a "Z" anta	"Z" profile leaf	1	HS-5	45°	90°
PR2863	Profilo a "T" anta	"T" profile leaf	1	HS-5	45°	90
PR2874	Profilo Zoccolo	Socle profile	2	LS/2-48	90°	90°
	Fermavetri	Glazing beads				
PR2606	Profilo fermavetro	Glazing bead profile	4	LS/2-48	45°	45°
PR2606	Profilo fermavetro	Glazing bead profile	4	HS-64	45°	45°
	Vetri	Glass unit				
-	Vetrocamera	Insulated glass	2	LS/2-60 x HS-76		

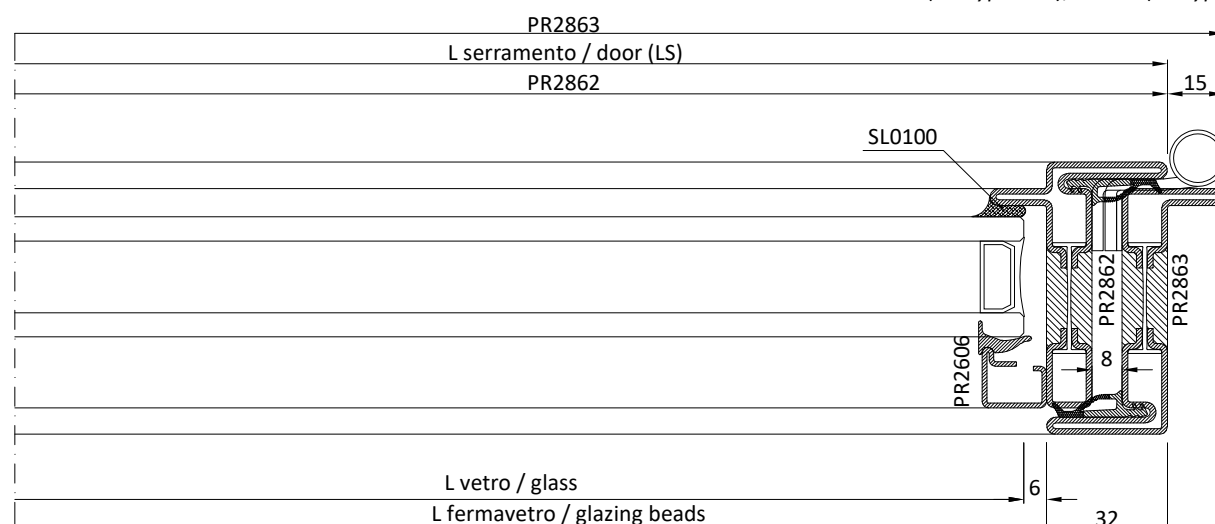


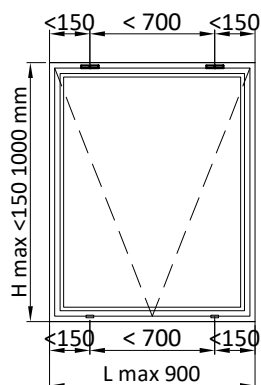
	ACCESSORI	HARDWARE		
Cod.	Descrizione	Description	n°	Dim.
AC2608	Clips fissaggio fermavetri	Clips to secure glazing beads	Var.	
AC2621G.-	Catenaccio 2^ anta	Second leaf bolt	2	
AC2636/.	Guarnizione automatica	Automatic underdoor seal gasket	2	
AC2653	Fondino per 2^ anta	Botton plate for second leaf	1	
AC2694W.D/S	Serratura**	Lock**	1	
AC2695W.D/S	Punto di chiusura aggiuntivo	Additional closing	Var.	
AC2696/7	Scatola copri serratura	Lock cover box	1	
AC2648.xx	Cerniere	Hinges	Var.	
AC2681W.IB	Rostro di sicurezza in acciaio inox	Stainless steel security pin	Var.	
AC2682W	Accessorio anti sollevamento	Anti-lift accessory	2	
ACV95..	Maniglia "Vitruvio"	"Vitruvio" handle	1	
AC28031*	Kit squadrette per PR2803	Corner brackets kit for PR2803	2	
AC28321*	Kit squadrette per PR2833-32	Corner brackets kit for PR2833-32	1	
AC28621*	Kit squadrette per PR2862	Corner brackets kit for PR2862	3	
	GUARNIZIONI	GASKETS		
Cod.	Descrizione	Description	n°	Dim.
GE2645TT	Guarnizione esterna di battuta	Rebating gasket	2	1xLS+3xHS
GP0095	Guarnizione interna vetro	Internal weather strip	1	2xLS+4xHS



* solo con profili ottone
only with brass profiles

**** cilindro certificato secondo EN 1303:2015 con classi 4 (cifatura 7), classe C (cifatura 8) - non incluso**
cylinder certified according EN 1303:2015 with class 4 (encryption 7), class C (encryption 8) - not supplied



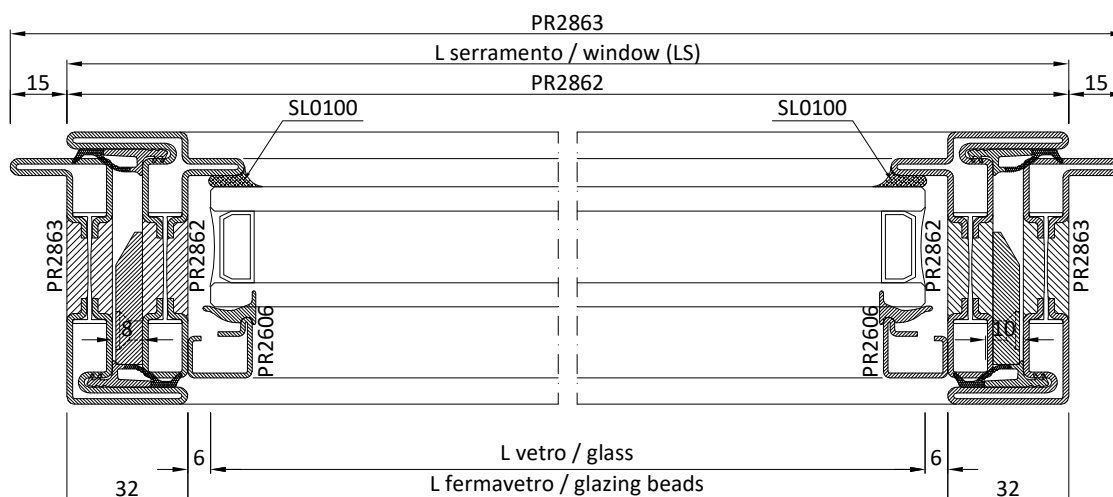
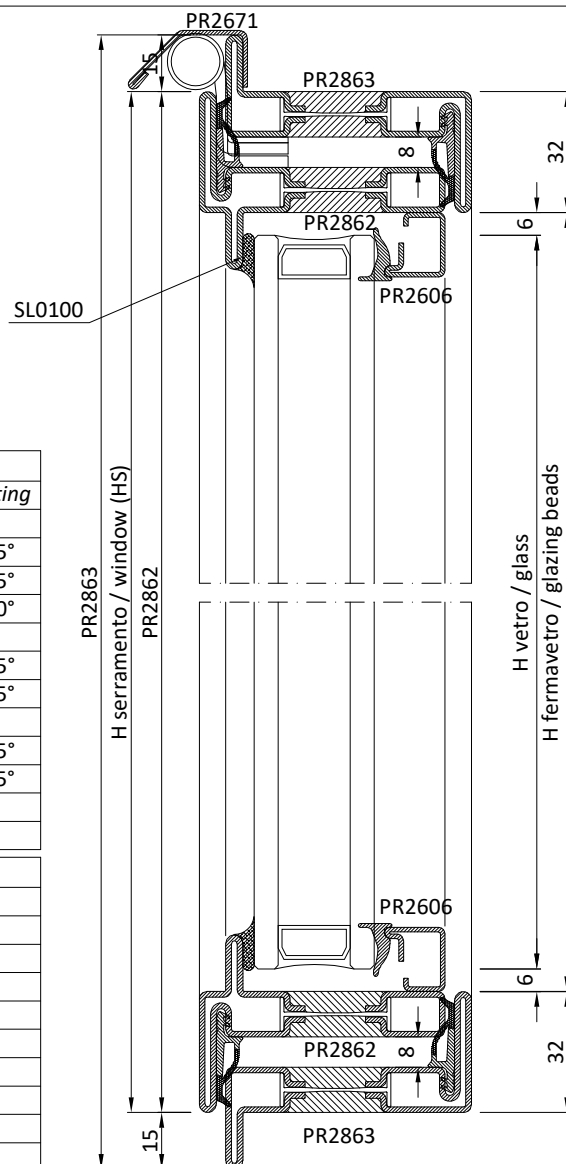


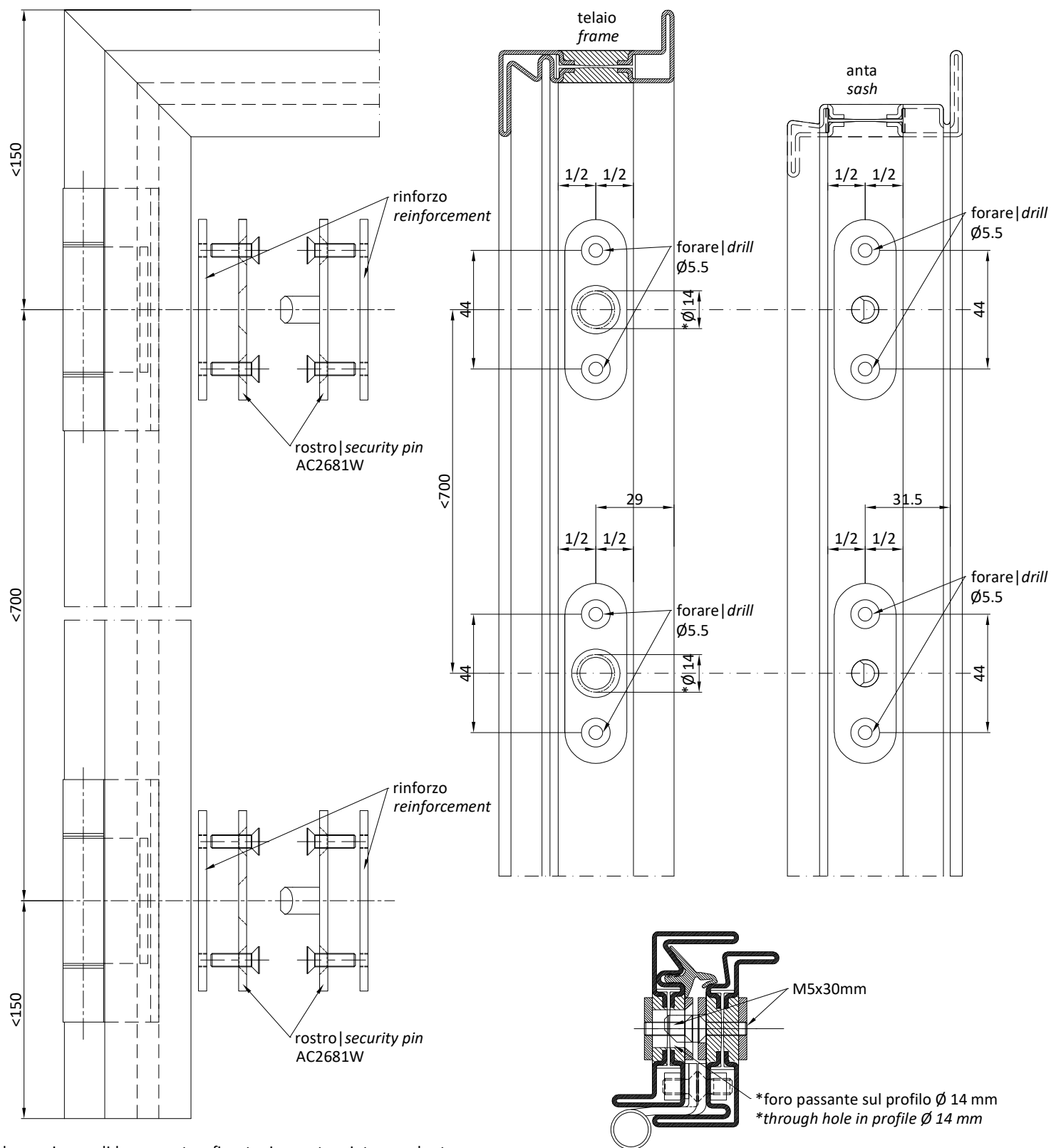
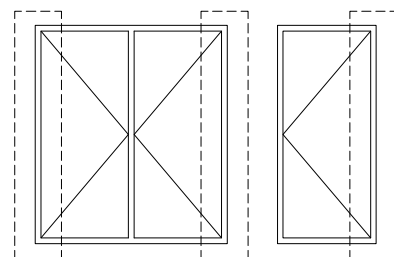
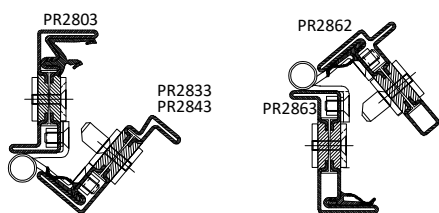
Cod.	PROFILI Descrizione	PROFILES Description	n°	Dim.	Taglio	Cutting
	Telaio	Frame				
PR2863	Profilo a "Z" telaio	"Z" profile frame	2	LS+30	45°	45°
PR2863	Profilo a "Z" telaio	"Z" profile frame	2	HS+30	45°	45°
PR2671	Profilo battiacqua	Water drip profile	1	LS+30	90°	90°
	Anta	Leaf				
PR2862	Profilo a "T" anta	"T" profile leaf	2	LS	45°	45°
PR2862	Profilo a "T" anta	"T" profile leaf	2	HS	45°	45°
	Fermavetri	Glazing beads				
PR2606	Profilo fermavetro	Glazing bead profile	2	LS-64	45°	45°
PR2606	Profilo fermavetro	Glazing bead profile	2	HS-64	45°	45°
	Vetri	Glass unit				
-	Vetrocamera	Insulated glass	1	LS-76 x HS-76		

Cod.	ACCESSORI Descrizione	HARDWARE Description	n°
AC2608	Clips fissaggio fermavetri	Clips to secure glazing beads	Var.
AC2626RW	Kit per terza chiusura	Three-point lock system kit	Var.
AC2680 ..	Maniglia di trascinamento	Dragging leaf handle	1
AC2681W.IB	Rostro di sicurezza in acciaio inox	Stainless steel security pin	2
AC2682W	Accessorio anti sollevamento	Anti-lift accessory	2
AC2683W.D/S	Kit cremonese	Cremone bolt set	1
AC2648.xx	Cerniere	Hinges	Var.
ACV87_W.xx	Maniglia "Vitruvio"	"Vitruvio" handle	1
AC2803I*	Kit squadrette per PR2863	Corner brackets kit for PR2863	4
AC2862I*	Kit squadrette per PR2862	Corner brackets kit for PR2862	4

Cod.	GUARNIZIONI Descrizione	GASKETS Description	n°	Dim.
GE2645TT	Guarnizione esterna di battuta	Rebating gasket	2	4xLS+4xHS
GP0095	Guarnizione interna vetro	Internal weather strip	1	2xLS+2xHS

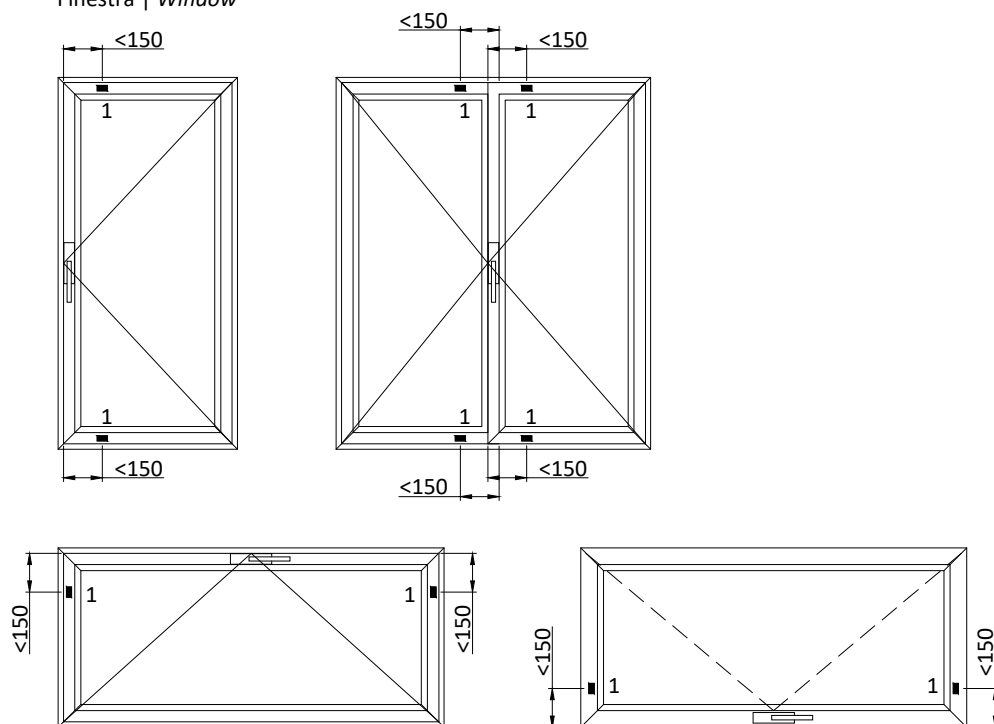
* solo con profili ottone
only with brass profiles



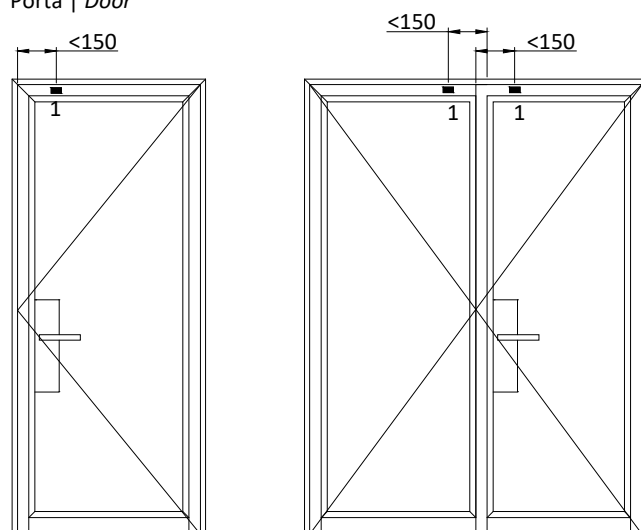


lavorazione valida per porte e finestre in apertura interna ed esterna
processing valid for doors and windows in internal and external opening

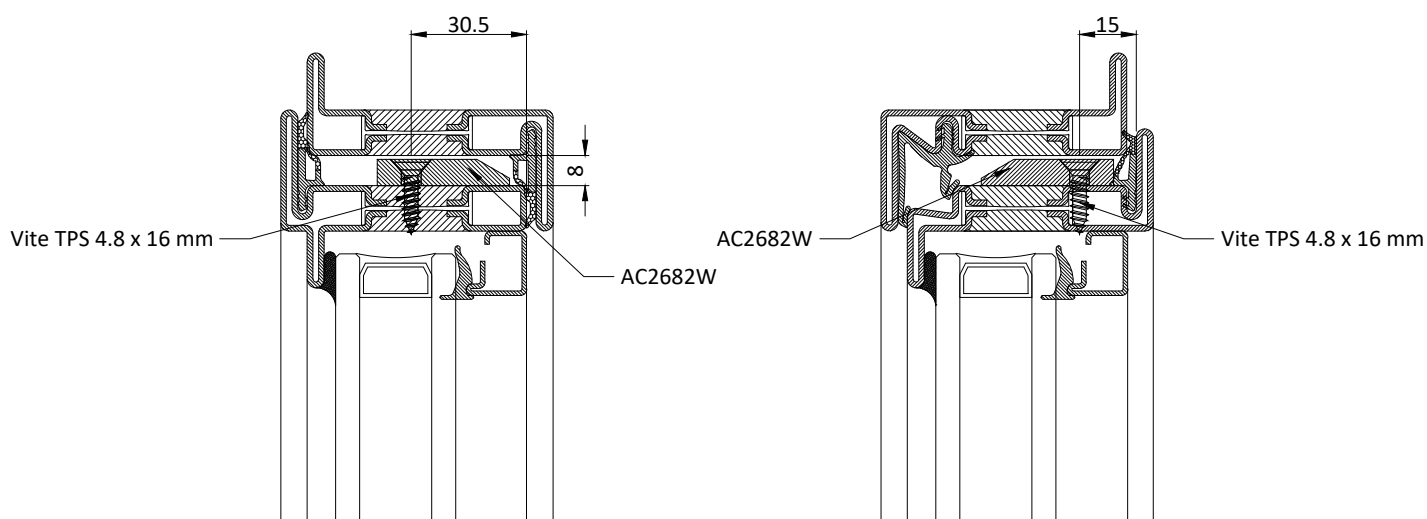
Finestra | Window

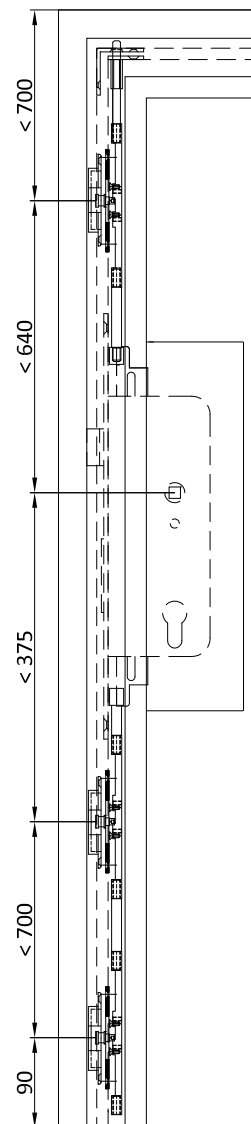
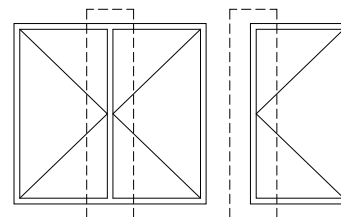
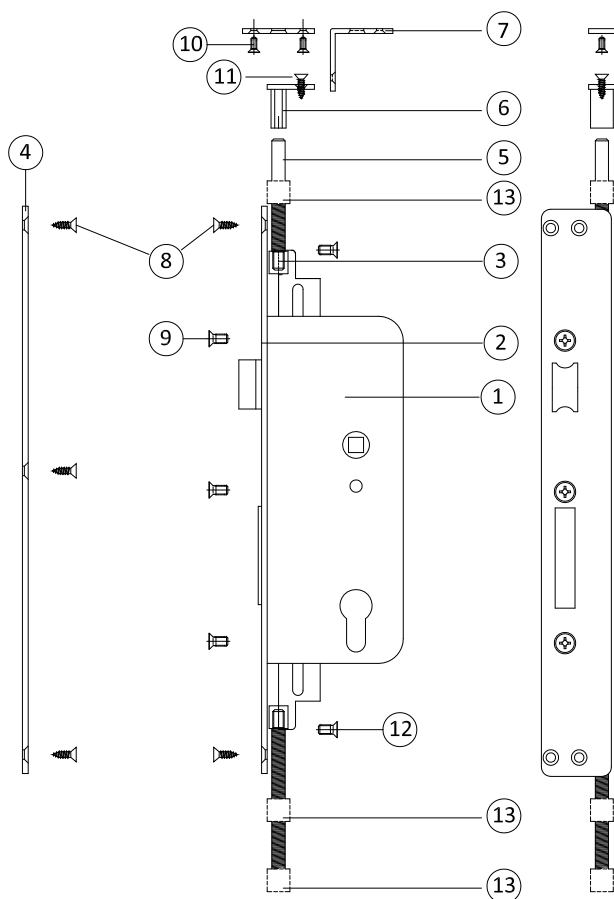


Porta | Door



1) accessorio anti-sollevamento AC2682W | AC2682W anti-lifting accessory

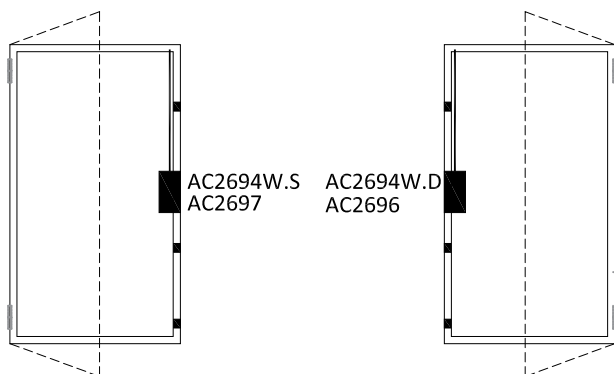




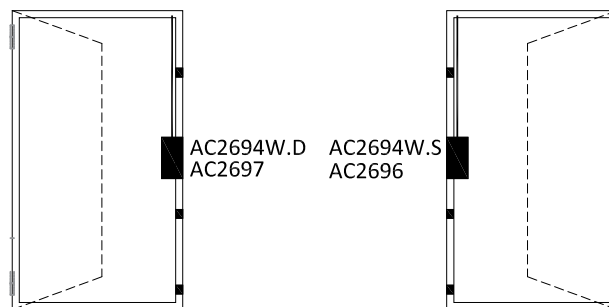
- 1) Serratura
- 2) Frontalino (Dx o Sx)
- 3) Riduttore di collegamento
- 4) Incontro per serratura
- 5) Aste inox
- 6) Guida aste superiore
- 7) Incontro aste per porte a due ante
- 7 bis) Incontro aste per porte ad un'anta
- 8) Viti autof. Inox A2 T.P.T.C. 3,9x13
- 9) Viti Inox T.P.T.C. m5x10
- 10) Viti Inox T.P.E.I. 3x8
- 11) Viti autof. Inox T.P.T.C. 3,5x13
- 12) Viti Inox T.S.P.E.I. M4x8
- 13) Punto di chiusura intermedio

- 1) Lock
- 2) Faceplate right/left
- 3) Connecting adaptor
- 4) Strike plate for lock
- 5) Stainless rods
- 6) Upper rods guide
- 7) Rod fittings for two-leaf doors
- 7 bis) Rod fittings for one-leaf doors
- 8) A2 T.P.T.C. 3.9x13 self-drilling stainless screws
- 9) T.P.T.C. m5x10 stainless screws
- 10) T.P.E.I. 3x8 stainless screws
- 11) T.P.T.C. 3.9 x 13 self-drilling stainless screws
- 12) T.S.P.E.I. M4 x 8 stainless screws
- 13) Middle closing point

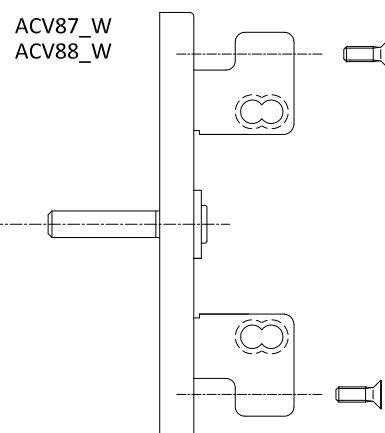
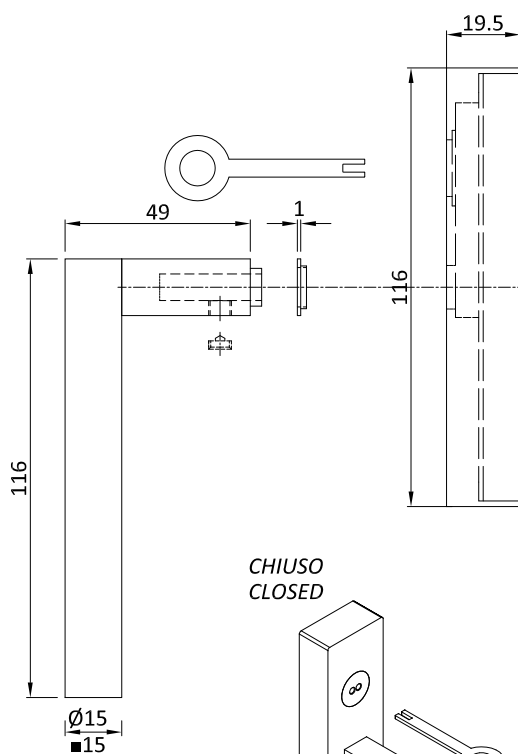

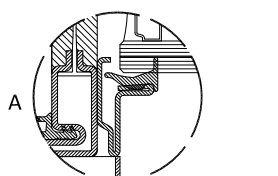
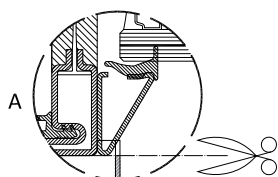
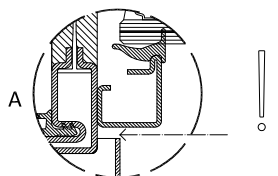
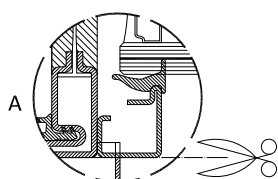
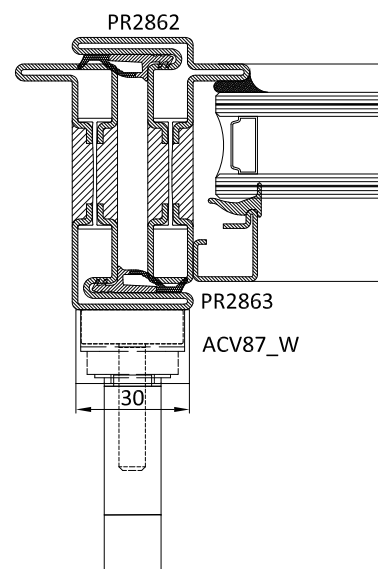
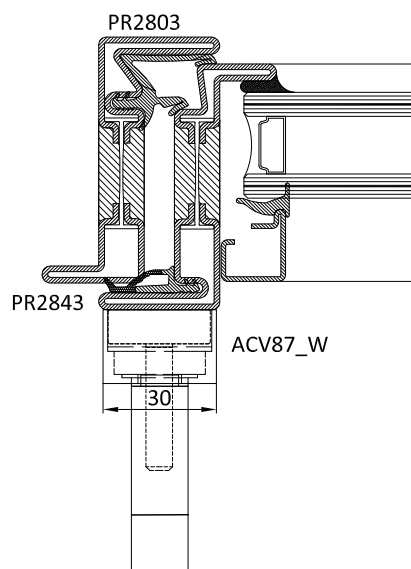
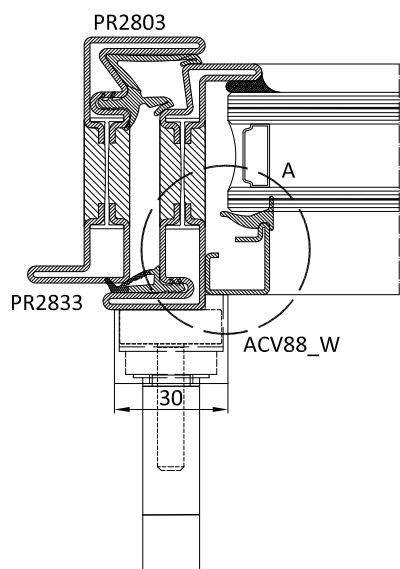
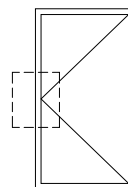
SCHEMA UTILIZZO SERRATURE
CHART FOR THE USE OF LOCKS



APERTURA INTERNA _ VISTA INTERNA
INWARDS OPENING _ INTERIOR ELEVATION



APERTURA ESTERNA _ VISTA INTERNA
OUTWARDS OPENING _ INTERIOR ELEVATION

CHIUSO
CLOSEDAPERTO
OPEN

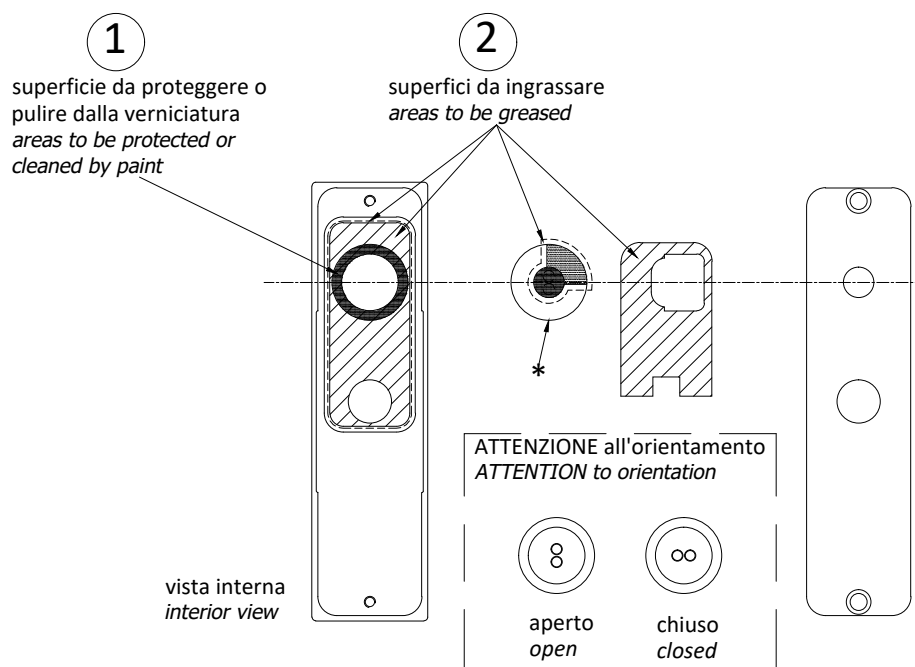
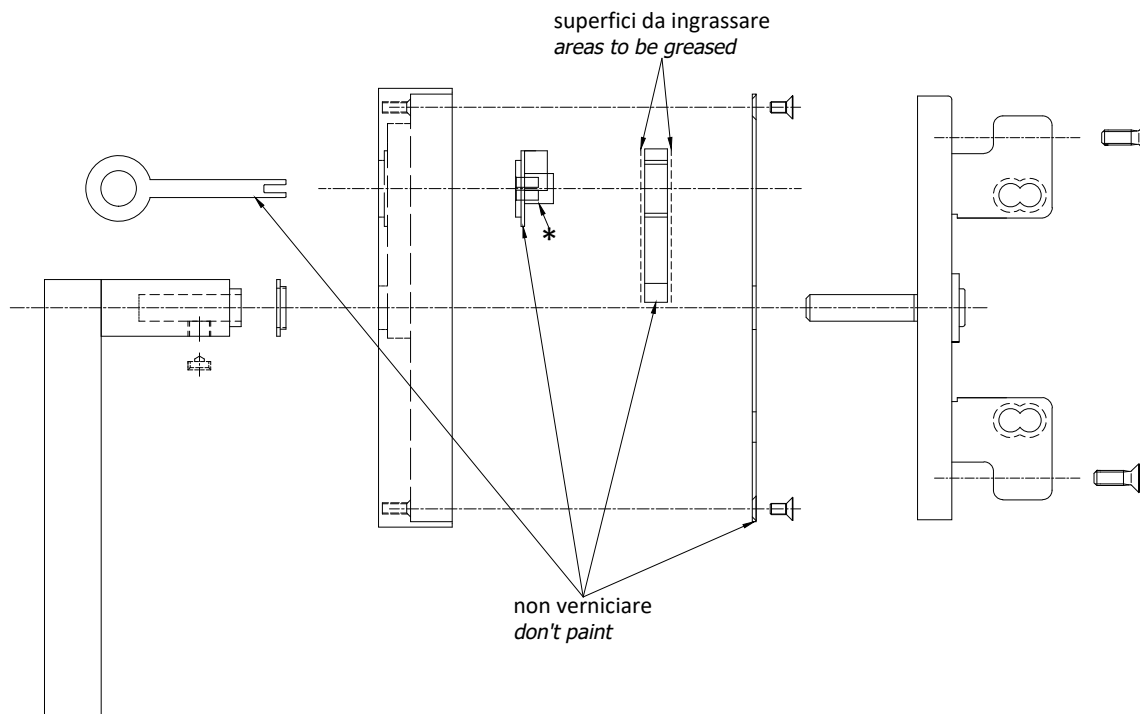
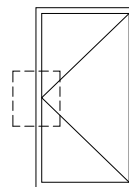
ISTRUZIONI ASSIEMAGGIO MARTELLINA PER LA VERNICIATURA
INSTRUCTIONS FOR ASSEMBLING THE PAINTING CREMONE

ATTENZIONE:

Assemblare dopo la verniciatura dei componenti

ATTENTION:

To be assembled after painting the components



- * il cilindro viene fornito brunito e non deve essere verniciato
- * the cylinder is supplied burnished and doesn't need to be painted

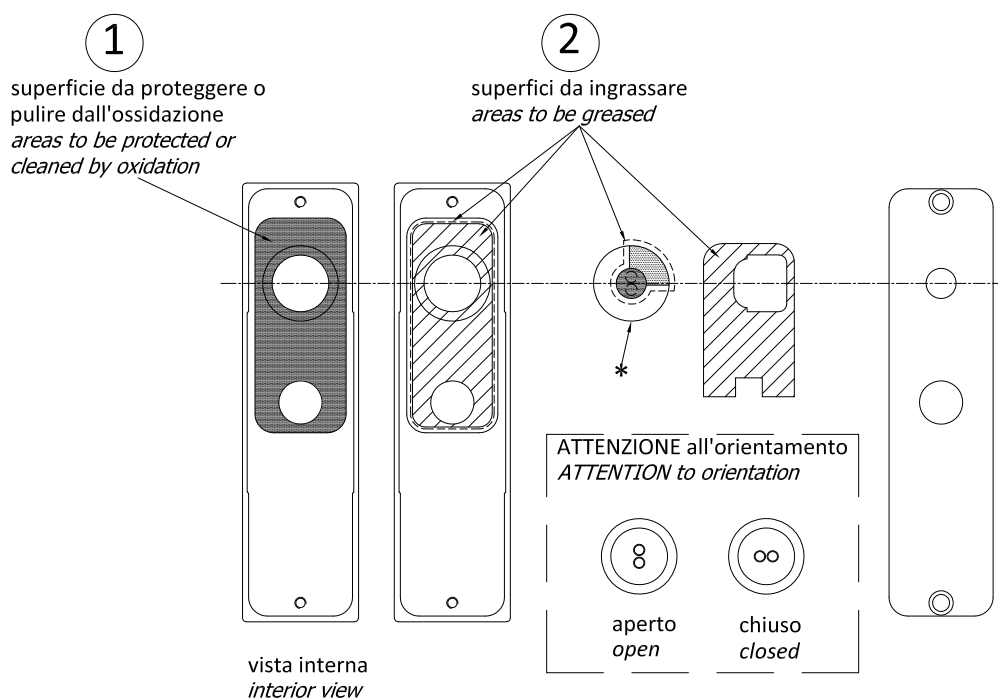
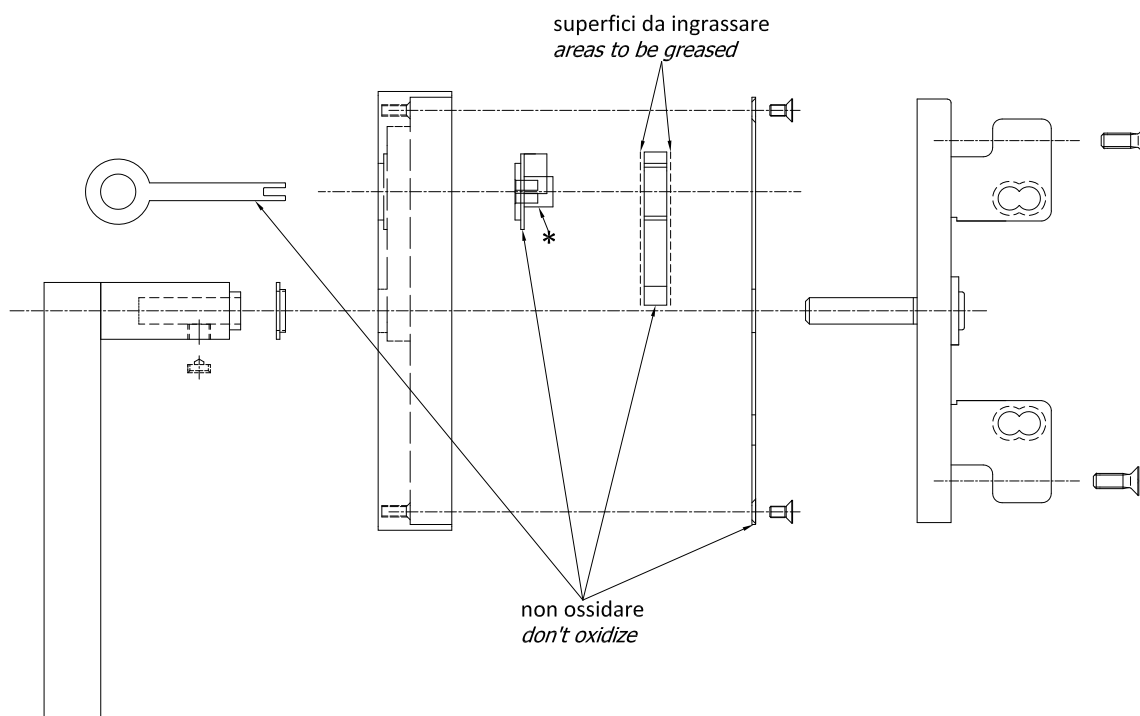
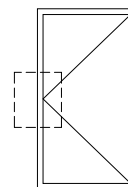
ISTRUZIONI ASSIEMAGGIO MARTELLINA CORTEN
INSTRUCTIONS FOR ASSEMBLING THE CORTEN CREMONE

ATTENZIONE:

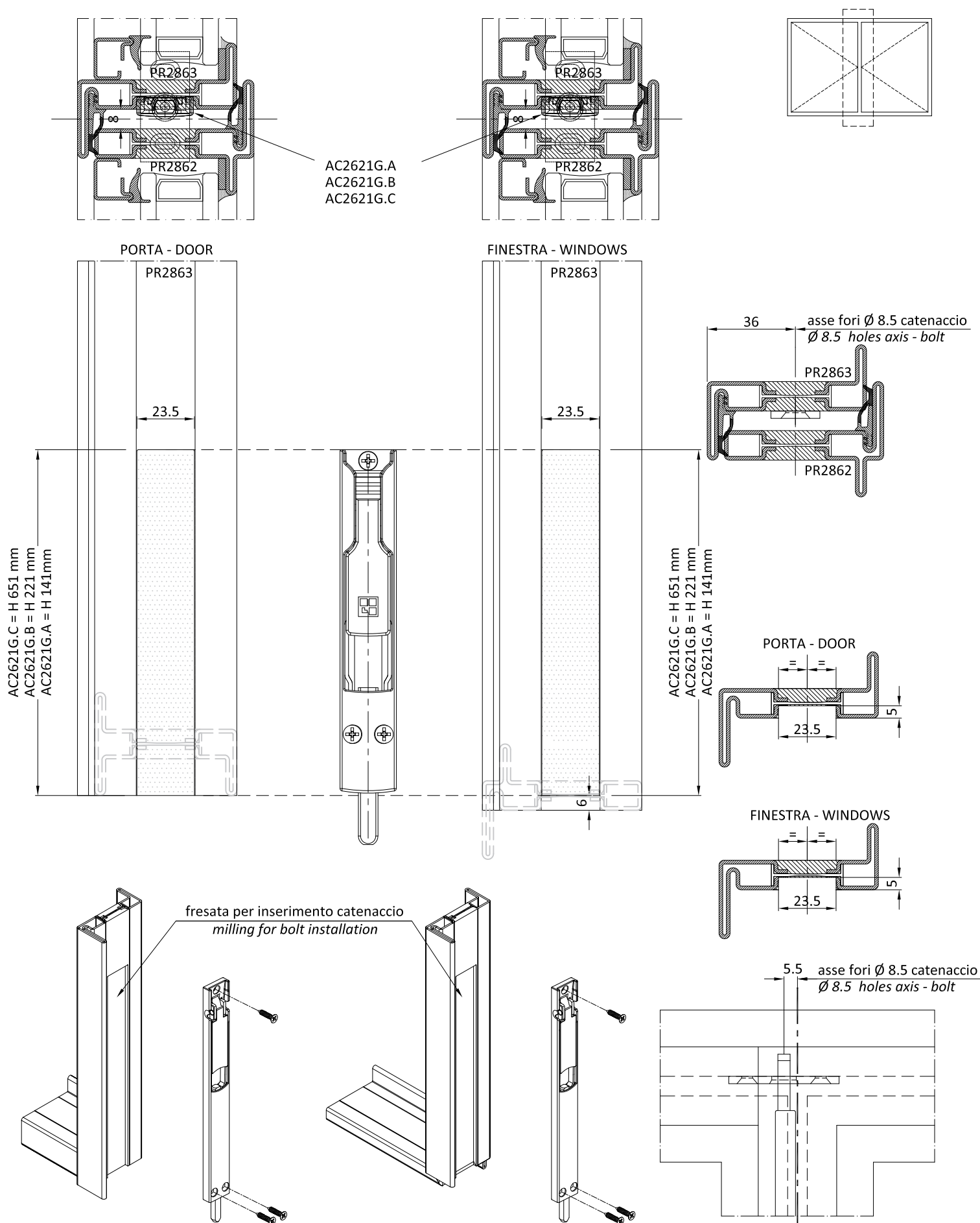
Assemblare dopo l'ossidazione dei componenti

ATTENTION:

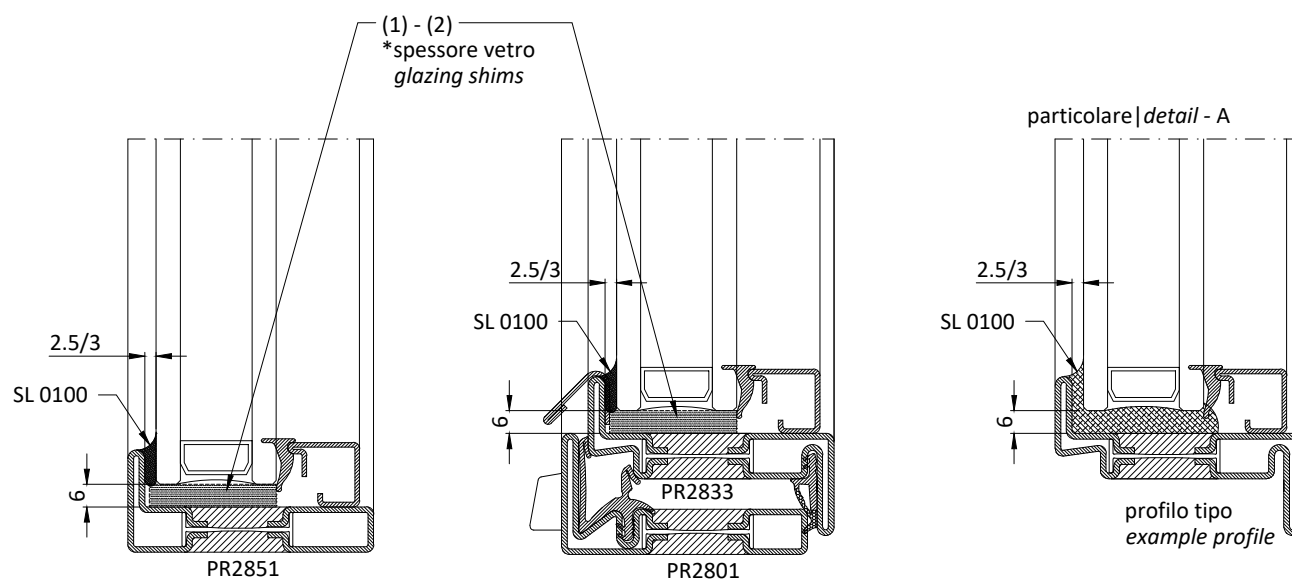
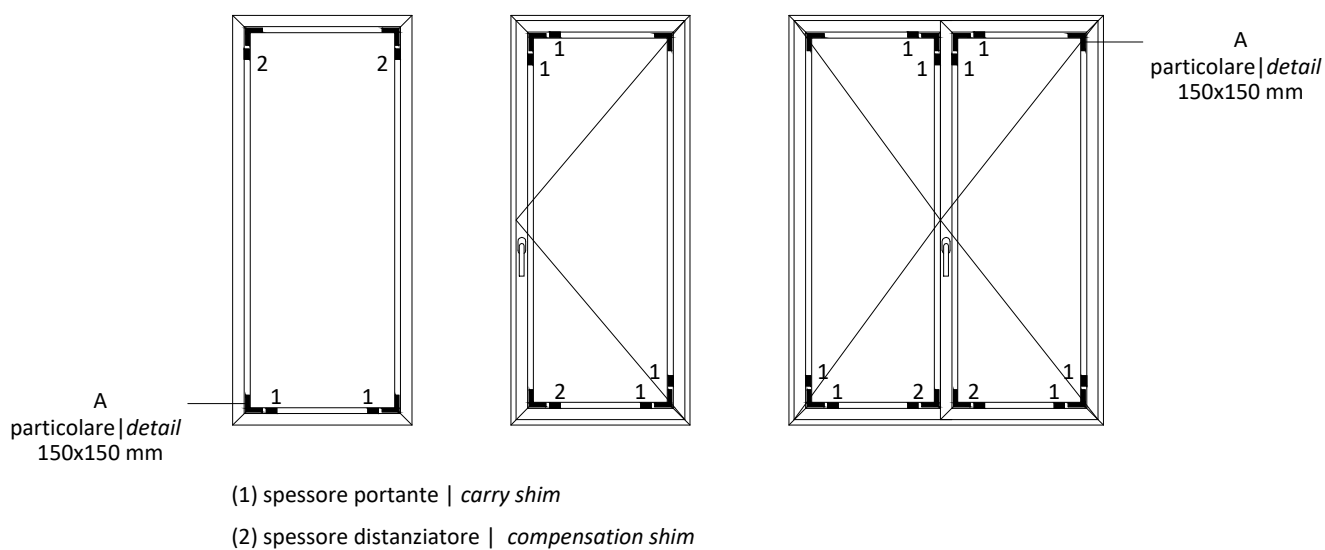
Assembling after oxidation of components



- * il cilindro viene fornito in acciaio inox brunito
- * the cylinder is supplied in burnished stainless steel



Finestra | Window



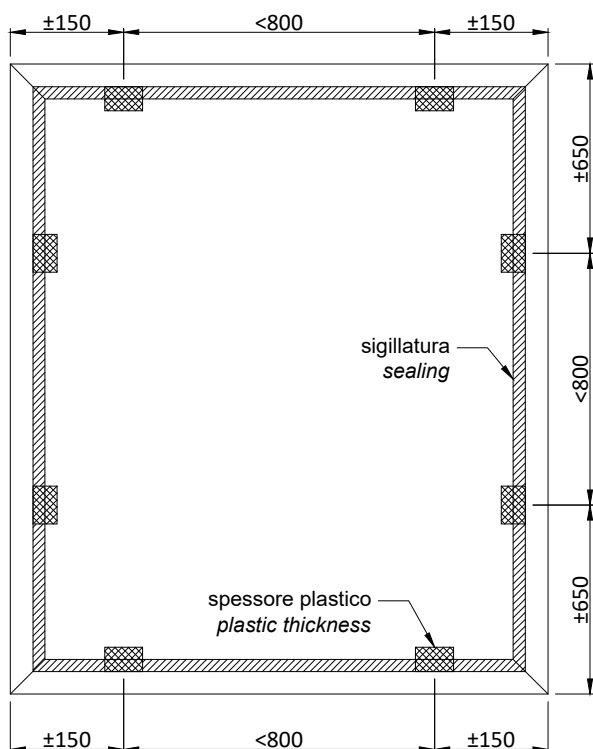
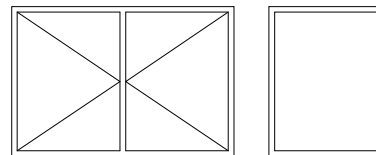
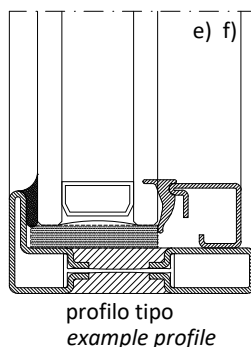
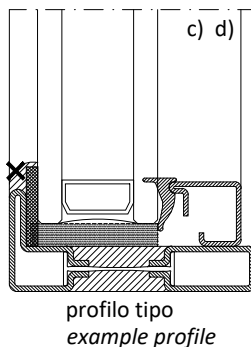
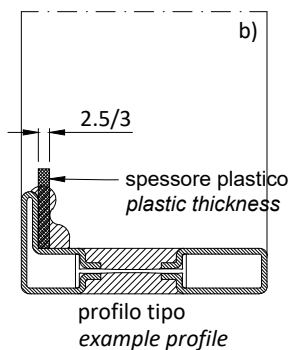
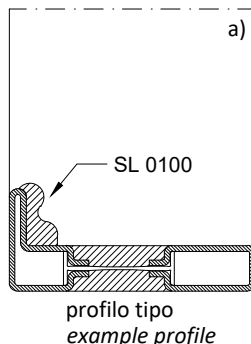
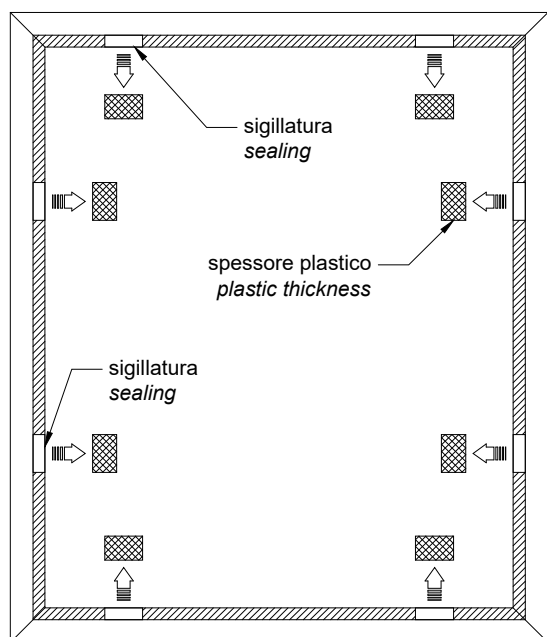
Note | Note

- La larghezza degli spessori è almeno pari o maggiore (+2 mm) dello spessore del vetro installato.
- La posizione degli spessori deve essere garantita dall'utilizzo di materiale adeguato che ne eviti lo spostamento.
- Incollare completamente l'angolo per circa 150 mm come da particolare A.

- The shims' width is the same or greater (+2 mm) than the thickness of the glass installed.
- The position of the shims has to be ensured by using appropriate material that avoids creeping.
- Glue the corner completely for about 150 mm as in detail A.

* spessori vetro non inclusi - *glass shim not included*



Prima fase
First stepSeconda fase
Second step

Procedura

Prima fase

- Applicare abbondante sigillante SL0100 sull'aletta di battuta del profilo
- Posizionare degli spessori in plastica distanziatori da 2.5/3 mm secondo la richiesta di progetto in prossimità degli angoli e a passo non superiore a ± 800 mm
- Calzare il vetro secondo le indicazioni date e comprimere adeguatamente il vetro tramite ferma-vetro e guarnizione
- Togliere il sigillante in eccesso

Seconda fase

- Attendere circa 8 ore* per l'indurimento superficiale del sigillante e togliere gli spessori distanziatori in plastica
- Riprendere con il sigillante le parti mancanti in corrispondenza degli spessori tolti e procedere con la sigillatura di finitura
- Lasciare fermo in posa il telaio sigillato fino a completo indurimento del sigillante*

Procedures

First stage

- Apply plenty of sealant SL0100 along the profile rebating flap
- Place the 2.5/3 mm plastic shims according to the project requirement next to the corners and with pitch not exceeding 800 mm
- Fit the glass according to the given instructions and properly put it in compression using the apposite glazing bead and gasket
- Remove excess sealant

Second phase

- Wait about 8 hours* for the sealant to harden and remove the plastic shims
- Fill with sealant the parts in correspondence of the shims just removed and proceed with the finishing sealing
- Leave the sealed frame in place until the sealant is completely hardened*

* indurimento 2-3 mm/24h - i tempi possono variare in funzione di fattori ambientali quali temperatura, umidità

* hardening 2-3 mm/24h - times may vary depending on environmental factors such as temperature and moisture.

OS2 65
RC2

APPENDICE
APPENDIX

secco

PORTE E FINESTRE RESISTENTI ALL'EFFRAZIONE

CLASSE 2 - SISTEMA OS2

ISTRUZIONI PER IL MONTAGGIO

CONTROTELAIO

I telai di porte e finestre resistenti all'effrazione in classe 2 devono essere installati su controtelai o strutture portanti in modo da garantire ai fissaggi la capacità di sopportare i carichi previsti da un'eventuale azione di scasso.

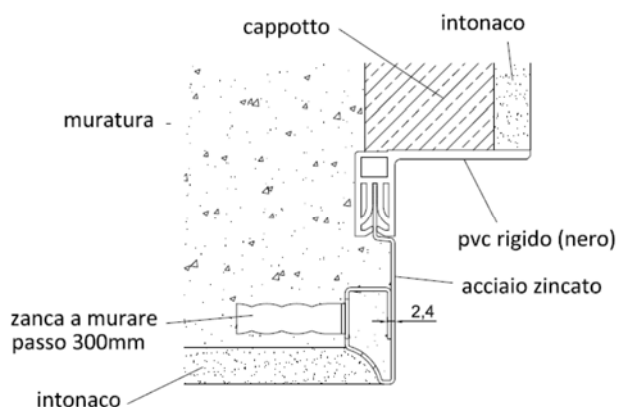
Se non è presente nessun controtelaio metallico è necessario che i telai vengano fissati con tasselli adeguati, (eventualmente chimici espandenti) inseriti e fissati secondo le prescrizioni del fornitore in relazione al tipo di muratura esistente.

Nel caso di utilizzo di controtelai metallici in acciaio, questi devono essere solidamente ancorati alla muratura tramite apposite staffe e devono presentare nella zona di fissaggio delle viti uno spessore di almeno 2 mm.

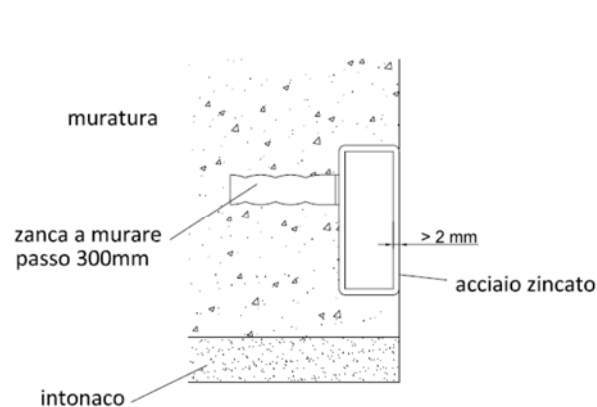
Le misure del controtelaio non devono eccedere le misure del serramento per più di 8 mm complessivi in altezza e larghezza.

Esempi di controtelai


Controtelaio a taglio termico Secco



Controtelaio in tubo d'acciaio



Dimensionamento controtelaio

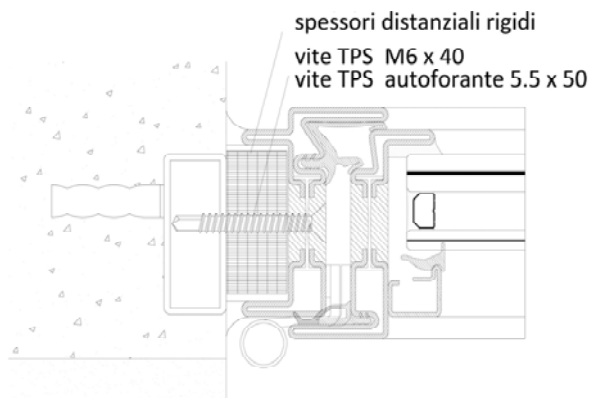


MONTAGGIO DEI TELAI

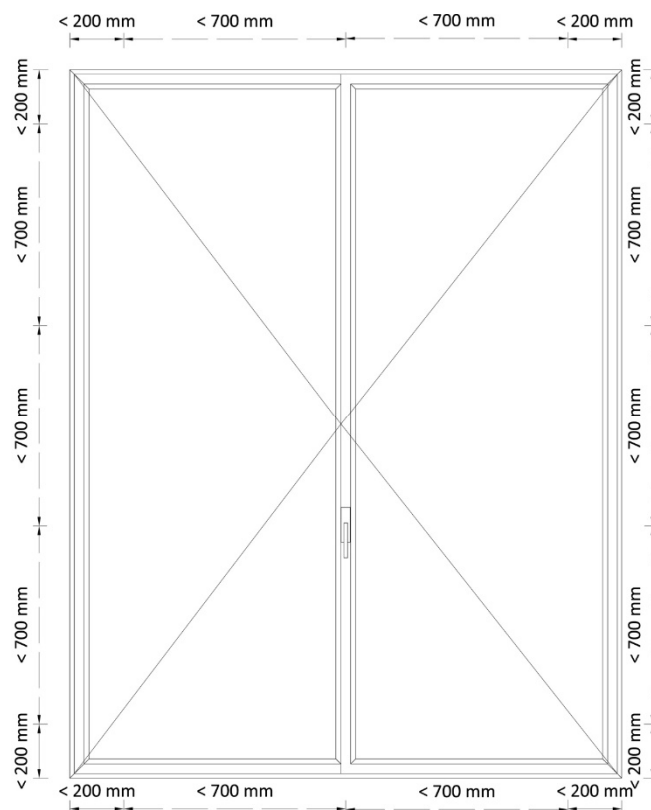
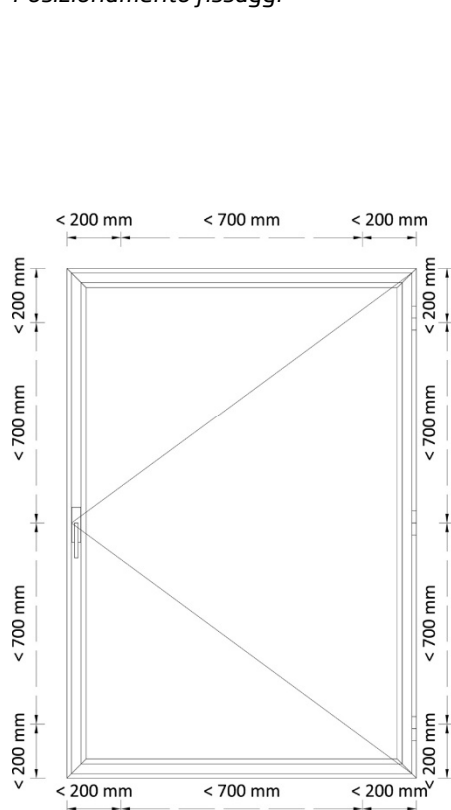
I telai devono essere installati in modo corretto per garantire le prestazioni testate quali la resistenza all'effrazione, la permeabilità all'aria, la tenuta all'acqua e la resistenza ai carichi del vento. Si utilizzino perciò le specifiche e i controlli sotto riportati:

- I telai devono essere fissati nella zona centrale della sezione con delle viti o dei tasselli; devono essere posizionati nei lati verticali e orizzontali a non più di 200 mm dalle estremità e nella zone centrale intervallati equamente tanto da non avere un interasse tra due viti superiore a 700 mm.
- Fissaggio direttamente su muratura: si vedano le istruzioni riportate dal costruttore dei tasselli
- Fissaggio su controtelaio in acciaio - Porte e finestre: viti a brugola M6x40, viti auto perforanti 5.5 x 50
- In prossimità delle viti si utilizzino spessori distanziali in materiale plastico rigido per garantire durante il tiraggio la perfetta e duratura stabilità del fissaggio
- Prima di ultimare il fissaggio si verifichino la planarità ortogonale e verticale del telaio e l'ortogonalità dei 4 angoli.
- Non sono previsti particolari rinforzi da inserire negli spazi tra telai e controtelai: tali spazi vanno riempiti con le speciali schiume e guarnizioni, presenti sul mercato, per garantire la perfetta tenuta all'aria, all'acqua e rispetti i valori di isolamento termico e acustico dichiarati.

Fissaggio porta e finestra



Posizionamento fissaggi



MONTAGGIO DELLE ANTE

Le ante devono essere fornite già vetrate e installate inserendo i perni delle cerniere in corrispondenza ai supporti già presenti nei telai. Le registrazioni e le verifiche da effettuarsi sono propedeutiche a garantire:

- La corretta aria tra il telaio e l'anta che deve essere di 8 mm con tolleranza ± 1 mm;
- La complanarità interna ed esterna dei telai delle porte e la complanarità esterna e il sormonto interne delle finestre;
- Il corretto funzionamento del meccanismo di movimentazione sugli incontri perimetrali;
- Il corretto posizionamento delle guarnizioni e delle sigillature previste dalle note tecniche.

BURGLAR RESISTANCE WINDOWS AND DOOR

CLASS RC2 - OS2 SYSTEM

INSTALLATION INSTRUCTIONS

COUNTER-FRAME

The frames of windows that are PAS 24 burglary resistant should be fitted onto counter-frames or supporting structures so as to guarantee the fixing systems the ability to bear the loads due to a possible breaking and entering.

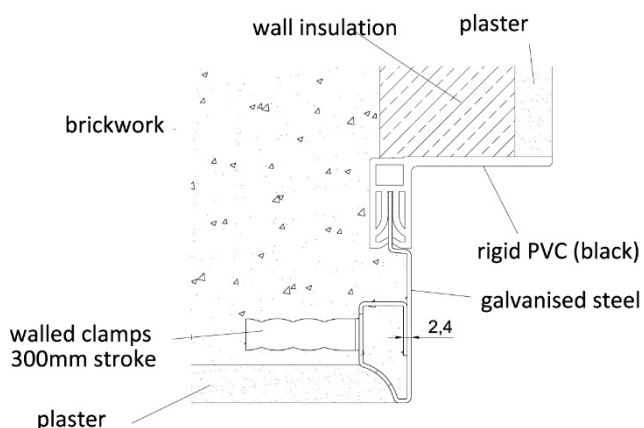
If there is no metallic counter-frame, the frames should be fixed using adequate inserts (expanding chemical inserts are recommended) that are inserted and fixed according to the indications provided by the supplier according to the type of existing brickwork.

If steel counter-frames are used, they should be firmly fixed to the brickwork using special brackets and in the fixing area of the screws, the thickness should be of at least 2 mm.

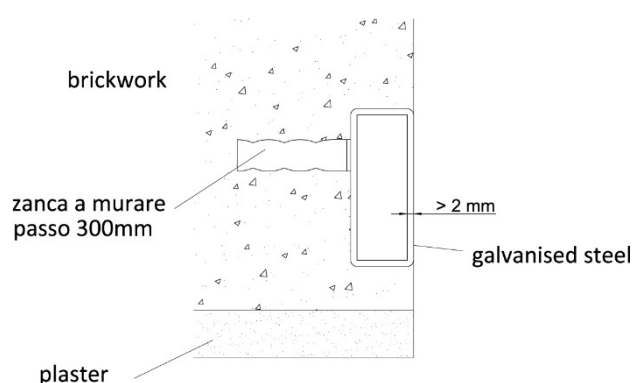
The dimensions of the counter-frame should not exceed the dimensions of the window itself by more than a total of 8 mm in height and width.

Examples of counter-frames


Secco Sistemi insulated counter-frames



Steel pipe counter-frames



Dimensions of the counter-frame

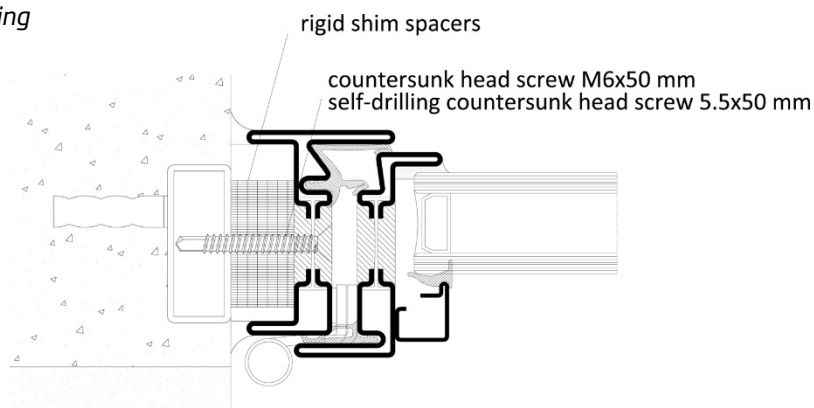


ASSEMBLY OF THE FRAMES

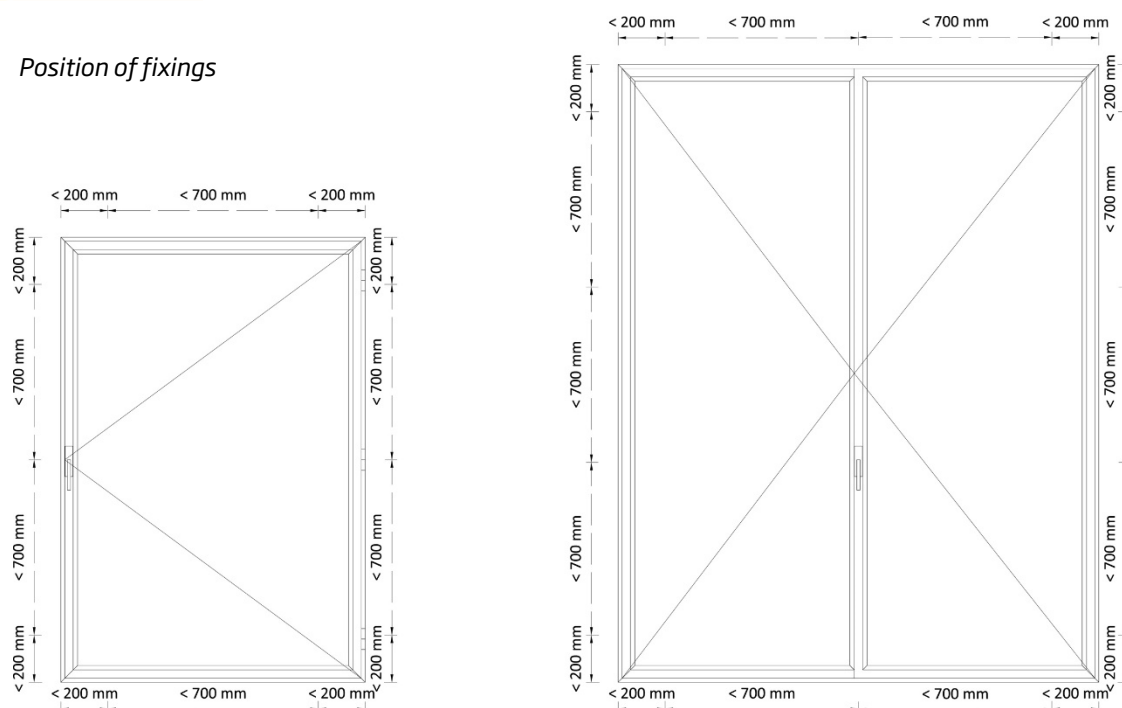
The frames should be fitted correctly in order to guarantee tested performance features such as burglary resistance, air-permeability, water tight and resistance to wind loads. Therefore the specifications and controls listed below are used:

- The frames should be fixed in the middle of the section using screws or inserts; they should be positioned on the vertical and horizontal sides at no more than 200 mm from the edges and in the central area at even intervals making sure that the centre-to-centre distance between the two screws does not exceed 700 mm
- Fixing directly to brickwork: refer to the instructions provided by the manufacturer of inserts
- Fixing to steel counter-frames windows: M6x50 Allen screws, self-perforating screws 5.5 x 50 mm
- Close to the screws hard plastic spacers are used to guarantee a perfect and long-term stability of fixing during entrainment.
- Before terminating fixing, orthogonal and vertical planarity of the frame should be checked together with the orthogonality of the 4 corners.
- No special reinforcements are provided for to be inserted in the spaces between the frames and counter-frames: these spaces are filled with a special foam and gaskets, available on the market, to guarantee perfect resistance against air, water and observance of the heat and acoustic insulation values declared.

Window fixing



Position of fixings



FIXING OF THE WINDOW LEAF

The leafs should already be fitted with glass and assembled by inserting the pivots of the hinges (in correspondence with the supports already in the frames. Registrations and controls to be carried out are important to guarantee:

- The correct space between the frame and the leaf should be 8 mm, with a tolerance of +1 mm;
- The internal and external overlap of the windows;
- Correct operation of the movement mechanism on the side elements;
- Correct positioning of the gaskets and seals as indicated in the technical notes.



Secco Sistemi spa
via Terraglio 195
31022 Preganziol TV - Italy
tel. +39 0422 497700
fax +39 0422 497705
info@seccosistemi.it
www.seccosistemi.it